

352-748

10/19/2011

1 of 18



UNITED STATES ENVIRONMENTAL PROTECTION AGENCY  
Washington, D.C. 20460

OFFICE OF  
CHEMICAL SAFETY AND  
POLLUTION PREVENTION

OCT 19 2011

Tim McPherson  
E.I. du Pont de Nemours and Company  
1007 Market Street  
Wilmington, DE 19898

Subject: Notification per PR Notice 98-10 (primary and alternate brand names)  
DuPont Resolve SG Herbicide  
EPA Reg. No. 352-748  
Application Dated September 27, 2011

Dear Mr. McPherson:

The Agency is in receipt of your Application for Pesticide Notification under Pesticide Registration Notice (PRN) 98-10 for the subject product. The Registration Division (RD) has conducted a review of this request finds that the action falls within the scope of PRN 98-10. The labels submitted with the application have been date-stamped "Notification" and will be placed in our records.

The primary brand name for this product has been changed to "**DuPont Resolve SG Herbicide**", and the alternate brand name has been changed to "**DuPont Rimsulfuron 25SG Herbicide**".

If you have any questions, please contact Mindy Ondish at (703)605-0723 or at [ondish.mindy@epa.gov](mailto:ondish.mindy@epa.gov).

Sincerely,

A handwritten signature in black ink, appearing to read "Kable Bo Davis", written over a horizontal line.

Kable Bo Davis  
Product Manager 25  
Herbicide Branch  
Registration Division (7505P)

2019

Print Form

Please read instructions on reverse before completing form.

Form App. OMB No. 2070-0060. Approval expires 2-28-



United States  
Environmental Protection Agency  
Washington, DC 20460

Registration  
 Amendment  
 Other

OPP Identifier Number

Application for Pesticide - Section I

1. Company/Product Number 352-748	2. EPA Product Manager Kable (Bo) Davis	3. Proposed Classification <input checked="" type="checkbox"/> None <input type="checkbox"/> Restricted
4. Company/Product (Name) DuPont Rimsulfuron 25 SG Herbicide	PM# 25	
5. Name and Address of Applicant (Include ZIP Code) E.I. du Pont de Nemours & Company 1007 Market Street Wilmington, DE 19898 Attention: Tim McPherson (S300/420) <input type="checkbox"/> Check if this is a new address	6. Expedited Review. In accordance with FIFRA Section 3(c)(3) (b)(i), my product is similar or identical in composition and labeling to: EPA Reg. No. _____ Product Name _____	

Section - II

<input type="checkbox"/> Amendment - Explain below.	<input type="checkbox"/> Final printed labels in response to Agency letter dated _____
<input type="checkbox"/> Resubmission in response to Agency letter dated _____	<input type="checkbox"/> "Me Too" Application.
<input checked="" type="checkbox"/> Notification - Explain below.	<input type="checkbox"/> Other - Explain below.

Explanation: Use additional page(s) if necessary. (For section I and Section II.)

NOTIFICATION of revised labeling per PR Notice 98-10  
Change of Primary Brand Name to DuPont Resolve SG Herbicide (SL-1476 072010 07-06-10)  
Add Alternate Brand Name DuPont Rimsulfuron 25SG Herbicide (SL-1476-1 092711 07-06-10)

NOTIFICATION

OCT 19 2011

Section - III

1. Material This Product Will Be Packaged In:				2. Type of Container	
Child-Resistant Packaging <input type="checkbox"/> Yes <input type="checkbox"/> No	Unit Packaging <input type="checkbox"/> Yes <input type="checkbox"/> No	Water Soluble Packaging <input type="checkbox"/> Yes <input type="checkbox"/> Text <input type="checkbox"/> No		<input type="checkbox"/> Metal	<input type="checkbox"/> Plastic
* Certification must be submitted		If "Yes" Unit Packaging wgt.	No. per container	If "Yes" Package wgt	No. per container
				<input type="checkbox"/> Glass	<input type="checkbox"/> Paper
				<input type="checkbox"/> Other (Specify) _____	
3. Location of Net Contents Information <input type="checkbox"/> Label <input type="checkbox"/> Container		4. Size(s) Retail Container		5. Location of Label Directions <input type="checkbox"/> On Label <input type="checkbox"/> On Labeling accompanying product	
6. Manner in Which Label is Affixed to Product		<input type="checkbox"/> Lithograph <input type="checkbox"/> Paper glued <input type="checkbox"/> Stenciled		<input type="checkbox"/> Other _____	

Section - IV


1. Contact Point (Complete items directly below for identification of individual to be contacted, if necessary, to process this application.)		
Name Tim McPherson	Title U.S. Senior Product Registration Manager	Telephone No. (Include Area Code) 302-366-5712
Certification I certify that the statements I have made on this form and all attachments thereto are true, accurate and complete. I acknowledge that any knowingly false or misleading statement may be punishable by fine or imprisonment or both under applicable law.		5. Date Application Received (Stamped)
2. Signature 	3. Title U.S. Senior Product Registration Manager	
4. Typed Name Tim McPherson	5. Date September 27, 2011	






40x18

H-



**DuPont™ Resolve® SG**  
herbicide





50f18



**NOTIFICATION**

**DuPont™**

OCT 19 2011

**Resolve® SG**

**herbicide**

**WATER SOLUBLE GRANULE**

**For Weed Control  
In Field Corn, OPTIMUM® GAT® Corn and  
Soybeans, and ALS Tolerant Sorghum  
Seed Propagation**

<i>Active Ingredients</i>	<i>By Weight</i>
Rimsulfuron	
N-((4,6-dimethoxypyrimidin-2-yl) aminocarbonyl)-3-(ethylsulfonyl)- 2-pyridinesulfonamide	25.0%
<b>Other Ingredients</b>	75.0%
<b>TOTAL</b>	100.0%

EPA REG. NO. 352-748      EPA Est. No. \_\_\_\_\_

**Nonrefillable Container**

Net: \_\_\_\_\_

OR

**Refillable Container**

Net: \_\_\_\_\_

**KEEP OUT OF REACH OF CHILDREN**

**CAUTION**

**FIRST AID**

**IF IN EYES:** Hold eye open and rinse slowly and gently with water for 15-20 minutes. Remove contact lenses, if present, after the first 5 minutes, then continue rinsing eye. Call a poison control center or doctor for treatment advice.

**IF ON SKIN OR CLOTHING:** Take off contaminated clothing. Rinse skin immediately with plenty of water for 15-20 minutes. Call a poison control center or doctor for treatment advice.

**IF SWALLOWED:** No specific intervention is indicated as the compound is not likely to be hazardous by ingestion. However, consult a poison control center or doctor if necessary.

Have the product container or label with you when calling a poison control center or doctor, or going for treatment. You may also contact 1-800-441-3637 for emergency medical treatment information.

**PRECAUTIONARY STATEMENTS**

**HAZARDS TO HUMANS  
AND DOMESTIC ANIMALS**

**CAUTION.** Avoid contact with skin, eyes, or clothing. Wash thoroughly with soap and water after handling and before eating, drinking, chewing gum, or using tobacco.

**PERSONAL PROTECTIVE EQUIPMENT (PPE)**

Some of the materials that are chemical resistant to this product are listed below. If you want more options follow the instructions for category A on an EPA chemical-resistant category selection chart.

**Applicators and other handlers must wear:**

Long-sleeve shirt and long pants.

Chemical resistant gloves Category A (such as butyl rubber, natural rubber, neoprene rubber, or nitrile rubber), all > 14 mils.

Shoes plus socks.

Follow manufacturer's instructions for cleaning/maintaining PPE. If no such instructions for washables exist, use detergent and hot water. Keep and wash PPE separately from other laundry.

**USER SAFETY RECOMMENDATIONS**

**USERS SHOULD:** Wash hands before eating, drinking, chewing gum, using tobacco or using toilet.

**ENVIRONMENTAL HAZARDS**

Do not apply directly to water, or to areas where surface water is present, or to intertidal areas below the mean high water mark. Do not contaminate water when disposing of equipment washwater or rinsate.

## DIRECTIONS FOR USE

It is a violation of Federal law to use this product in a manner inconsistent with its labeling.

Do not apply this product in a way that will contact workers or other persons, either directly or through drift. Only protected handlers may be in the area during application. For any requirements specific to your State or Tribe, consult the agency in your State responsible for pesticide regulation.

**AGRICULTURAL USE REQUIREMENTS**

Use this product only in accordance with its labeling and with the Worker Protection Standard, 40 CFR part 170. This Standard contains requirements for the protection of agricultural workers on farms, forests, nurseries, and greenhouses, and handlers of agricultural pesticides. It contains requirements for training, decontamination, notification, and emergency assistance. It also contains specific instructions and exceptions pertaining to the statements on this label about personal protective equipment (PPE) and restricted-entry interval. The requirements in this box only apply to uses of this product that are covered by the Worker Protection Standard.

Do not enter or allow worker entry into treated areas during the restricted entry interval (REI) of 4 hours.

PPE required for early entry to treated areas that is permitted under the Worker Protection Standard and that involves contact with anything that has been treated, such as plants, soil, or water, is:

- Coveralls.
- Chemical resistant gloves Category A (such as butyl rubber, natural rubber, neoprene rubber, or nitrile rubber), all > 14 mils.
- Shoes plus socks.

## FIELD CORN

### Product Information

DuPont™ RESOLVE® SG herbicide must be used only in accordance with instructions on this label or in supplemental DuPont publications. DuPont will not be responsible for losses or damage resulting from use of this product in any manner not specifically specified by DuPont.

RESOLVE® SG herbicide is a water soluble granule containing 25% active ingredient by weight. RESOLVE® SG is a selective herbicide for burndown and residual control of certain annual grass and broadleaf weeds when applied fallow or preemergence to field corn. RESOLVE® SG may be applied in tank mix combinations with other corn herbicides for improved burndown and residual control.

RESOLVE® SG is absorbed through the roots and leaf tissue of plants, rapidly inhibiting the growth of susceptible weeds. Rainfall or sprinkler irrigation is needed to move RESOLVE® SG into the soil. Susceptible weeds will generally not emerge from a preemergence application. In some cases, susceptible weeds may germinate and emerge a few days after application, but growth then ceases and leaves become chlorotic three to five days after emergence. Death of leaf tissue and growing point will follow in some species, while others will remain green, stunted and noncompetitive.

The herbicidal action of RESOLVE® SG may be less effective on weeds stressed from adverse environmental conditions (such as extreme temperatures or moisture), abnormal soil conditions, or cultural practices.

RESOLVE® SG treatments are most effective in controlling weeds when adequate rainfall is received 5 -7 days after application. If cultivation is necessary because of soil crusting, soil compaction or weed germination before rain occurs, use shallow tillage such as rotary hoe to lightly incorporate RESOLVE® SG and make certain corn seeds are below the tilled area.

RESOLVE® SG is best used in a planned sequential application herbicide program, to be followed by an in-crop application of RESOLVE® Q, DuPont™ STEADFAST® Q, and/or other post applied corn herbicides. Refer to the label of the respective sequential partner for specific use directions.

Do not apply to field corn grown for seed, to popcorn or to sweet corn.

Do not apply more than a total of 2.0 oz RESOLVE® SG (or 0.5 oz active ingredient rimsulfuron) during the crop year. This includes combinations of preemergence applications of RESOLVE® SG, as well as rimsulfuron from application(s) of products such as DuPont™ BASIS®, DuPont™ PREQUEL™, RESOLVE® Q, and STEADFAST® Q.

Limit preemergence rates of RESOLVE® SG to a maximum of 1.25 oz product if following with postemergence applications of the rimsulfuron-containing products noted above.

Do not apply preemergence to coarse-textured soils (sand, loamy sand or sandy loam) with less than 1% organic matter.

Apply RESOLVE® SG to field corn hybrids with a relative maturity (RM) of 77 days or more, including "food grade" (yellow dent, hard endosperm), waxy and High-Oil corn. Not all field corn hybrids of less than 77 days RM, not all white corn hybrids nor Hi-Lysine hybrids have been tested for crop safety, nor does DuPont have access to all seed company data. Consequently, injury arising from the use of RESOLVE® SG on these types of corn is the responsibility of the user. Consult with your seed supplier before applying RESOLVE® SG to any of these corn types. Seed company publications indicate "Warning", "Crop Response Warning", or "Sensitive" notations for the use of some ALS herbicides on corn hybrids of 77 CRM or higher. As noted in the seed company publications, DuPont sulfonylurea herbicides such as RESOLVE® SG should be used with caution on these hybrids. Consult with your local DuPont representative or the DuPont Label Web Site (<http://cropprotection.dupont.com/>) for any additional supplemental labeling information relative to potential corn hybrid sensitivity to RESOLVE® SG.

### Application Information

#### Fallow

#### Use rates

Apply RESOLVE® SG at 1 to 2 ounces per acre. Consult local DuPont representative, fact sheets or technical bulletins for additional information.



**Application Timing**

DuPont™ RESOLVE® SG may be used as a fallow treatment, in the spring or fall when the majority of weeds have emerged and are actively growing. Field Corn may be planted to this treated area at any time.

**Field Corn**

**Rates**

RESOLVE® SG may be applied at 0.5 - 2.0 oz product before corn emergence. See cumulative rimsulfuron rate limitations noted in Product Information. DuPont specifies a use rate of 1 - 1.5 oz/acre for most applications. Consult DuPont technical bulletins for additional application rates.

**Timing to Crop**

RESOLVE® SG herbicide may be used in either conventional, conservation tillage, or no-till crop management systems, and may be applied either preplant, preplant incorporated (less than 2" deep) or preemergence for use in field corn production. Applications of RESOLVE® SG made before weed emergence will provide residual control of labeled weeds. Control of emerged weeds will require the addition of spray adjuvants as noted in this label.

Preplant Surface Applied RESOLVE® SG is best used in a planned sequential application program, followed by RESOLVE® Q, DuPont™ STEADFAST® Q, and other post applied corn herbicide. Refer to the label of the respective sequential partner for specific use directions.

**Preplant/Preemergence Burndown**

Apply RESOLVE® SG when weeds are young and actively growing but before they exceed the sizes listed on this label. When weeds exceed listed maximum height or weeds not controlled by RESOLVE® SG are present, the addition of burndown herbicide (ie glyphosate, gramaxone, dicamba, and/or 2,4-D) is recommended. If giant ragweed, common cocklebur, henbit, Pennsylvania smartweed or purple deadnettle are present at the time of application, the addition of atrazine will improve control. Observe direction for use and precaution and restrictions on the label of the burndown herbicide. When mixing with liquid nitrogen fertilizer or glyphosate, substitute a non-ionic surfactant for crop oil.

**Spray Adjuvants**

For control of emerged weeds, application of RESOLVE® SG must include an appropriate adjuvant and an ammonium nitrogen fertilizer. If applied in tank mix combination with a glyphosate or glufosinate herbicide that contains a built-in adjuvant system, no additional surfactant needs to be added. Consult local DuPont fact sheets, technical bulletins, and service policies prior to using other adjuvant systems. Products must contain only EPA-exempt ingredients (40 CFR 1001).

Do not use with spray additives that alter the pH of the spray solution below pH 5.0 or above pH 9.0 as rapid product degradation can occur. Spray solutions of pH 6.0 - 8.0 allow for optimum stability of RESOLVE® SG.

**Petroleum Crop Oil Concentrate (COC) or Modified Seed Oil (MSO)**

- Apply at 1% v/v (1 gallon per 100 gallons spray solution) or 2% under arid conditions.
- MSO adjuvants may be used at 0.5% v/v (0.5 gallon per 100 gallons spray solution) if specifically noted on adjuvant product labeling.
- Oil adjuvants must contain at least 80% high quality, petroleum (mineral) or modified vegetable seed oil with at least 15% surfactant emulsifiers.

**Nonionic Surfactant (NIS)**

- Apply at 0.25% v/v (1 qt per 100 gal spray solution).
- Surfactant products must contain at least 60% nonionic surfactant with a hydrophilic/lipophilic balance (HLB) greater than 12.

**Ammonium Nitrogen Fertilizer**

- Use 2 qt/acre of a high-quality urea ammonium nitrate (UAN) such as 28%N or 32%N, or 2 lb/acre of a spray-grade ammonium sulfate (AMS).

**Special Adjuvant Types**

- Combination adjuvant products may be used at doses that provide the required amount of NIS and ammonium nitrogen fertilizer. Consult product literature for use rates and restrictions.

**Weeds Controlled/Suppressed**

**Burndown/Fallow - RESOLVE® SG Alone**

**Grasses**

- Barley, volunteer
- Barnyardgrass
- Bluegrass, annual
- Crabgrass, large (1/2")
- Cupgrass, woolly (1")
- Foxtail (bristly, giant, green, yellow)
- Johnsongrass, seedling\*
- Millet, Wild Proso\*
- Panicum, fall
- Quackgrass\*
- Ryegrass, Italian\*
- Shattercane (4")
- Signalgrass, broadleaf\*
- Stinkgrass\*
- Wheat, volunteer
- Wild Oat\*
- Yellow Nutsedge\*

**Broadleaves**

- Alfalfa, volunteer
- Canada thistle
- Chickweed, common
- Cocklebur
- Dandelion (6" diameter)
- Henbit
- Kochia
- Lambsquarters, common
- Morningglory, ivyleaf\*
- Mustard (birdrape, black, wild)
- Nightshade, hairy\*
- Pigweed (prostrate, redroot, smooth)
- Purslane, common\*
- Ragweed, common\*
- Shepherd's purse
- Smartweed, Pennsylvania\*
- Wild Radish
- Velvetleaf\*
- \*partial control/suppression



### **Burndown/Fallow – DuPont™ Resolve® SG with Glyphosate**

When used in tank mixture with glyphosate herbicide, 1 oz RESOLVE® SG will deliver improved burndown and/or residual activity on the following weeds, as compared to glyphosate used alone:

- Alfalfa, volunteer
- Barley, volunteer
- Barnyardgrass
- Bluegrass, annual
- Canada thistle
- Chamomile, false
- Chickweed, common
- Cocklebur
- Crabgrass
- Dandelion (6" diameter)
- Filaree, redstem
- Foxtail (bristly, giant, green, yellow)
- Henbit
- Johnsongrass, seedling
- Kochia
- Lambsquarters, common
- Millet, Wild Proso
- Morningglory, ivyleaf
- Mustard (birdsrape, black, wild)
- Nightshade, hairy
- Panicum, fall
- Pigweed (prostrate, redroot, smooth)
- Purslane, common
- Quackgrass
- Ragweed, common
- Ryegrass, Italian
- Sandbur (field, longspine)
- Shepherd's purse
- Signalgrass, broadleaf
- Smartweed, Pennsylvania
- Stinkgrass
- Wheat, volunteer
- Wild buckwheat
- Wild oat
- Wild radish
- Yellow Nutsedge

#### **Preemergence\***

##### **Grasses**

- Barnyardgrass
- Bluegrass, annual
- Crabgrass, large
- Foxtail (bristly, giant, green, yellow)
- Panicum, fall
- Signalgrass, broadleaf
- Wheat, Volunteer
- Wild Oat

##### **Broadleaves**

- Carpetweed
- Chamomile, false
- Cocklebur
- Filaree, Redstem
- Henbit
- Jimsonweed
- Kochia (ALS-sensitive)
- Lambsquarters, common
- Morningglory, ivyleaf
- Mustard (birdsrape, black)
- Nightshade (hairy, black)
- Palmer amaranth
- Pigweed (prostrate, redroot, smooth)
- Purslane, common
- Ragweed, common
- Russian thistle, seedling
- Smartweed, Pennsylvania
- Velvetleaf

\*Partial control or suppression – for full season control, follow with a sequential, in-crop application of RESOLVE® Q or DuPont™ STEADFAST® Q with appropriate tank mix partners.

Consult local DuPont representative, fact sheets or technical bulletins for additional information.

### **Tank Mixtures**

#### **Fallow**

RESOLVE® SG may be used as a fallow treatment, and may be tank mixed with other herbicides that are registered for use in fallow. Read and follow all applicable use instructions on this label and the labels of any tank mix partner before using in mixtures with RESOLVE® SG. Do not use the tank mix partner if its label conflicts with this RESOLVE® SG label.

#### **Field Corn**

RESOLVE® SG may be tank mixed with full or reduced rates of preemergence grass and broadleaf herbicides such as atrazine, DuPont™ CINCH® and DuPont™ BREAKFREE® brands, glyphosate, paraquat, dicamba, and 2,4-D to provide added residual activity or burndown activity on emerged weeds. Consult tank mix partner labeling for rate and soil-type restrictions. Read and follow all manufacturers' label instructions for the companion herbicide(s). Do not use a tank mix partner product if its label conflicts with this RESOLVE® SG label.

Ensure the tank mix product is labeled for the same timing, method of application, adjuvants, and use restrictions as RESOLVE® SG, as well as other products used in the tank mixture.

Read and follow all applicable use directions, precautions, and limitations specified on the respective product labels, technical bulletins, and fact sheets.

RESOLVE® SG may be tank mixed with "Lumax" or "Lexar" for improved burndown or residual control of several broadleaf weeds including common waterhemp, common ragweed, common lambsquarters, and velvetleaf. When applying mixtures of RESOLVE® SG plus "Lumax" or "Lexar" the use of a nonionic surfactant is recommended. Refer to "Lumax" or "Lexar" labels for additional information regarding application timing, tank mixtures, adjuvants, and rotational crops.

### **Mixing Instructions**

#### **Water Carrier Instructions**

RESOLVE® SG must be completely dissolved in clean water before adding to spray tanks that do not have continuous agitation during loading and mixing. (This is common for airplanes with turbine engines).

1. Fill the tank 1/4 to 1/3 full of water.
2. While agitating, add the required amount of RESOLVE® SG.
3. Continue agitation until the RESOLVE® SG is fully dissolved, at least 5 minutes.
4. Once the RESOLVE® SG is fully dissolved, maintain agitation and continue filling tank with water.
5. As the tank is filling, add the other tank mix partners and then add the required volume of spray adjuvant. Always add spray adjuvant last. Antifoaming agents may be used.
6. Dispersed tank mix partners can settle if the tank mixture is not continually agitated. If settling occurs, thoroughly re-agitate before using.
7. Apply RESOLVE® SG spray mixture within 24 hours of mixing to avoid product degradation.

8. If DuPont™ RESOLVE® SG and a tank mix partner are to be applied in multiple loads, fully dissolve the RESOLVE® SG in clean water prior to adding to the tank.

**Fertilizer Carrier Instructions**

RESOLVE® SG may be mixed with water or pre-dissolved in water and added to liquid fertilizer for preemergence application. When using liquid fertilizer as the carrier, always pre-slurry RESOLVE® SG in water before adding fertilizer solutions. Add the RESOLVE® SG slurry to the final complete liquid fertilizer mixture – do not add RESOLVE® SG during the complete fertilizer mixing process. Always use good agitation while adding the RESOLVE® SG slurry to liquid fertilizers and maintain good agitation until sprayed. When using liquid fertilizer as the carrier, conduct a compatibility test with all components prior to mixing.

Do not use with spray additives or liquid fertilizer carriers that alter the pH of the spray solution below pH 5.0 or above pH 9.0 as rapid product degradation can occur. Spray solutions of pH 6.0 -8.0 allow for optimum stability of RESOLVE® SG.

**Tank Mix Compatibility Testing**

Perform a jar test prior to tank mixing to ensure compatibility of RESOLVE® SG and other pesticides. Use a clear quart jar with lid and mix the tank mix ingredients in their relative proportions. Invert the jar containing the mixture several times and observe the mixture for approximately 1/2 hour. If the mixture balls-ups, forms flakes, sludge, gel, oily film or layers, or other precipitates, it is not compatible and the tank mix combination must not be used.

**Ground Application**

Use a minimum of 15 gallons of water per acre (GPA) to ensure thorough coverage of the weeds and the best performance. Use a minimum of 10 GPA for light, scattered stands of weeds. Select nozzles and pressure that deliver MEDIUM spray droplets, as indicated, for example, by ASAE Standard S572. Nozzles that deliver COARSE spray droplets may be used to reduce drift, provided spray volume is increased to maintain coverage on small weeds.

For optimal product performance and minimal spray drift, adjust the spray boom to the lowest possible spray height recommended in manufacturers' specifications. Ensure that equipment is set up to avoid applying an excessive rate directly over the rows and into the corn plant whorl. Overlaps or starting, stopping, slowing, and turning while spraying may result in crop injury.

**Aerial Application**

Use MEDIUM or COARSE nozzles that will provide optimum spray distribution and maximum coverage at a minimum of 5 GPA.

Do not apply when winds are greater than 10 mph, or when conditions favor poor coverage and/or off-target spray movement. If applying at wind speeds less than 3 mph, the applicator must determine if: a) conditions of temperature inversion exist, or b) stable atmospheric conditions exist at or below nozzle height. Do not make applications into areas of temperature inversions or stable atmospheric conditions.

Aerial application is not permitted in the State of New York.

**Rotational Crop Guidelines**

Rotational crops vary in their crop response to low concentrations of RESOLVE® SG remaining in the soil. The amount of RESOLVE® SG that may be present in the soil depends on soil moisture, soil temperature, application rate, elapsed time since application and other environmental factors. When RESOLVE® SG is used in combination with other products, always follow the most restrictive rotational crop requirements.

Supplemental labeling may allow for shorter crop rotation intervals for certain crops in certain areas. Check the DuPont Crop Protection website or contact your local DuPont representative for more information."

The following rotational intervals must be observed when using RESOLVE® SG:

**1 Oz Maximum Use Rate**

Rotation Crop	Interval (months)
Corn, field	Anytime
Potatoes	Anytime
STS soybeans***	1
Tomato	1
Cereals, Winter (wheat)	4
Cereals, Spring (wheat, oats, barley)	9
Alfalfa*†	10
Cotton††	1
Canola†	10
Cucumber	10
Flax	10
Peas	10
Rice **	10
Red Clover†	10
Sorghum†	10
Corn, pop, seed or sweet	10
Soybeans	10
Snap beans, dry beans	10
Sunflower	10
Sugarbeets†	10
Crops Not Listed	18


\* On sprinkler irrigated fields in Idaho, Utah, and Northern Nevada it is best to use deep fall tillage such as plowing prior to planting alfalfa. Product degradation may be less on furrow irrigated soils, and may result in some crop injury.

† 18 months in the Red River Valley region of ND and MN. In all other areas, the rotation intervals must be extended to 18 months if drought conditions prevail after application and before the rotational crop is planted, unless sprinkler irrigation has been applied and totals greater than 15" during the growing season.

\*\*For soils with pH less than 6.5.

\*\*\*Sulfonylurea Tolerant Soybean

††Except in Oklahoma and Texas west of Route 183, where the rotational interval is 10 months.





### 2 Oz Maximum Use Rate

Rotation Crop	Interval (months)
Corn, field	Anytime
Potatoes	Anytime
Tomato	1
STS soybean***	4
Cereals, Winter (wheat)	4
Cereals, Spring (wheat, oats, barley)	9
Corn (pop, seed or sweet)	10
Cotton†	10
Cucumber	10
Flax	10
Soybeans	10
Snap beans, dry beans	10
Sunflower	10
Crops Not Listed	18

†The rotation interval must be extended to 18 months if drought conditions prevail after application and before the rotational crop is planted, unless sprinkler irrigation has been applied and totals greater than 15" during the growing season.

\*\*\*Sulfonylurea Tolerant Soybean

### Guidelines for Certain Areas of Oregon and Washington

Field corn grown under sprinkler irrigation with a minimum of 18 inches of water per season. This rotation interval is for sand, loamy sand and sandy loam soils having not more than 1.5% organic matter where a minimum of 18 inches of sprinkler irrigation is used on the previous corn crop. Injury to the rotated crop may occur if less than 18 inches of irrigation is used on the previous field corn crop. For tank mixtures, follow the most restrictive rotational crop guideline.

The following revised rotational intervals must be observed when using DuPont™ RESOLVE® SG on field corn:

Rotation Crop	Interval (months)
Alfalfa	4
Carrots	10
Cucumber	10
Grass, pasture, hay, seed	4
Mint	4
Onions	10
Peas	8

For Rotation to Alfalfa: RESOLVE® SG in field corn not to exceed 1 ounce per use season in Adams, Grant, Douglas and Lincoln counties of Washington, and RESOLVE® SG in field corn not to exceed 1.5 ounces per acre per use season in Benton, Franklin, Klickitat, Walla Walla and Yakima counties in Washington and Morrow and Umatilla counties in Oregon.

For Rotation to Onions and Carrots: RESOLVE® SG in field corn not to exceed 1.5 ounces per acre per use season in Adams, Grant, Douglas and Lincoln counties of Washington, and RESOLVE® SG in field corn not to exceed 2.0 ounces per acre per season in Benton, Franklin, Klickitat, Walla Walla and Yakima counties in Washington and Morrow and Umatilla counties in Oregon.

For Rotation to Grass Crops Grown for Seed, Hay or Pasture: RESOLVE® SG in field corn not to exceed 1.5 ounces per acre per use season in Adams, Grant, Douglas and Lincoln counties of Washington, and RESOLVE® SG in field corn not to exceed 2.0 ounces per acre per use season in Benton, Franklin, Klickitat, Walla Walla and Yakima counties in Washington and Morrow and Umatilla counties in Oregon.

For Rotation to Peas and Mints: RESOLVE® SG in field corn not to exceed 1.5 ounces per acre per use season in all areas.

### Precaution

RESOLVE® SG should not be used in a tankmix or sequential application program with other soil residual ALS-inhibiting herbicides in field corn as the combined effects of these herbicides on the planting of subsequent crops have not been thoroughly investigated and injury to the following rotation crop may occur.

### OPTIMUM® GAT® CORN AND SOYBEANS

#### Product Information

RESOLVE® SG may be applied to OPTIMUM® GAT® corn and OPTIMUM® GAT® soybeans for preemergence and postemergence control of certain annual grass and broadleaf weeds.

RESOLVE® SG is a water soluble granule which contains 25% active ingredient by weight. Residual weed control is dependent on rainfall or sprinkler irrigation for herbicide activation.

RESOLVE® SG may be used in OPTIMUM® GAT® corn and OPTIMUM® GAT® soybeans to provide weed control, and may be used in combination with other suitable registered herbicides. Applications may be made pre-plant (burndown treatments), preemergence, postemergence, and/or post-harvest.

Read and follow all manufacturers label directions for any companion herbicide(s). If those directions conflict with this label, do not tank mix the herbicide(s) with RESOLVE® SG.

#### Application to OPTIMUM® GAT® Soybeans – Use Rates and Restrictions

Apply 0.5 to 4.0 ounces of RESOLVE® SG per acre per application. For postemergence applications, do not apply later than flowering (R2 growth stage). Allow 14 days between application and grazing or feeding soybean forage or hay. Do not apply more than 4.0 ounces of RESOLVE® SG per acre per crop season. Application to emerged OPTIMUM® GAT® soybeans may result in crop injury.



**Application to OPTIMUM® GAT® Corn – Use Rates and Restrictions**

Apply 0.5 to 4.0 ounces of DuPont™ RESOLVE® SG per acre per application. For postemergence applications, do not apply later than 7 days before grain harvest. Allow at least 7 days between application and grazing or feeding corn forage or stover. Do not apply more than 4.0 ounces of RESOLVE® SG per acre per crop season.

**Tank Mixtures**

RESOLVE® SG may be tank mixed with other products that are registered for use on soybeans or corn and where the labeled method of application and timing of application are the same as for RESOLVE® SG. If another herbicide is tank mixed with RESOLVE® SG to increase the broadleaf weed spectrum, select

adjuvants based on the adjuvant limitations of the other companion herbicide.

Other than the exceptions noted, and in addition to the tank mix partners and rates indicated in this label, RESOLVE® SG may be tank mixed or followed with sequential applications of other products registered for use in soybeans. RESOLVE® SG may be applied in tank mix combinations with full or reduced rates of other products provided:

- The tank mix product is labeled for the same timing, method of application, adjuvants, and use restrictions as RESOLVE® SG.
- The tank mix is not specifically prohibited on the label of the tank mix product.
- The tank mix combination is compatible as determined by a “jar test” described in the TANK MIX COMPATIBILITY TESTING section below.
- Weed control and crop safety resulting from the use of tank mixtures not specifically noted on this label, or in separately published DuPont recommendations, are the responsibility of the user.

When applied as directed to OPTIMUM® GAT® corn and OPTIMUM® GAT® soybeans at rate of 0.5 to 4.0 oz per acre, RESOLVE® SG will control annual grass and broadleaf weeds including those listed in the following table:

**Weeds Controlled**

**Preemergence**

**Grasses**

- Barnyardgrass
- Bluegrass, annual\*
- Crabgrass, large\*
- Foxtail (bristly, giant, green, yellow)
- Panicum, fall\*
- Signalgrass, broadleaf\*
- Wheat, Volunteer
- Wild Oat\*
- \* partial control/suppression

**Broadleaves**

- Carpetweed\*
- Chamomile, false
- Cocklebur\*
- Filaree, Redstem
- Henbit
- Jimsonweed\*
- Kochia (ALS-sensitive)
- Lambsquarters, common
- Morningglory, ivyleaf\*
- Mustard (birdsrape, black)
- Nightshade\* (hairy, black)
- Palmer amaranth\*
- Pigweed (prostrate, redroot, smooth)
- Purslane, common
- Ragweed, common\*
- Russian thistle, seedling\*
- Smartweed, Pennsylvania\*
- Velvetleaf\*
- \* partial control/suppression

**Postemergence**

**Grasses (1 - 2")**

- Barley, volunteer
- Barnyardgrass
- Bluegrass, annual
- Crabgrass, large (1/2")
- Cupgrass, woolly (1")
- Foxtail (bristly, giant, green, yellow)
- Johnsongrass, seedling\*
- Millet, Wild Proso\*
- Panicum, fall
- Quackgrass\*
- Ryegrass, Italian\*
- Shattercane (4")
- Signalgrass, broadleaf\*
- Stinkgrass\*
- Wheat, volunteer
- Wild oat\*
- Yellow nutsedge\*
- \* partial control/suppression

**Broadleaves (1 - 3")**

- Alfalfa, volunteer^
- Canada thistle\*
- Chickweed, common
- Cocklebur\*
- Dandelion (6" diameter)
- Henbit
- Kochia
- Lambsquarters, common\*
- Morningglory, ivyleaf\*
- Mustard, (birdsrape, black, wild)
- Nightshade, hairy\*
- Pigweed, (prostrate, redroot, smooth)
- Purslane, common\*
- Ragweed, common\*
- Shepherd's purse
- Smartweed, Pennsylvania\*
- Wild radish
- Velvetleaf\*
- \*partial control/suppression
- ^ Except in California

**Spray Adjuvants**

Applications of RESOLVE® SG must include a crop oil concentrate or nonionic surfactant except as specified in this labeling. An ammonium nitrogen fertilizer may also be required. If another herbicide is tank mixed with RESOLVE® SG, select adjuvants authorized for use with both products.

Adjuvants must contain only EPA-exempt ingredients (40 CFR 1001).

**Nonionic Surfactant**

- Add a nonionic surfactant at the rate of 2 pt per 100 gal of spray solution (0.25% v/v).
- Surfactant products must contain at least 60% nonionic surfactant with a hydrophilic/lipophilic balance (HLB) greater than 12.

**Crop Oil Concentrate**

For improved weed control under hot, dry conditions, or for control of tough weeds like giant ragweed, a crop oil concentrate may be used in place of a nonionic surfactant.

Apply crop oil concentrate at the rate of 1 gal per 100 gal of spray solution (1.0% v/v).

- Use a good-quality, petroleum-based or methylated seed oilbased crop oil concentrate with at least 15% surfactant emulsifiers and 80% oil.

**Ammonium Nitrogen Fertilizer**

In addition to a nonionic surfactant or crop oil concentrate, an ammonium nitrogen fertilizer is required to control velvetleaf.

- Use 2 qt/acre of a high-quality urea ammonium nitrate (UAN), such as 28% N or 32% N, or 2 lb/acre of a spraygrade ammonium sulfate (AMS).
- Use 4 qt/acre UAN or 4 lb/acre AMS under arid conditions.
- Always use the lower rates of fertilizer with spray volumes of less than 15 gallons per acre.

**Special Adjuvant Types**

- Combination adjuvant products may be used at doses that provide the required amount of NIS, COC, MSO and/or ammonium nitrogen fertilizer. Consult product literature for use rates and restrictions.
- In addition to the adjuvants specified above, other adjuvant types may be used if they provide the same functionality and have been evaluated and approved by DuPont Product Management. Consult separate DuPont technical bulletins for detailed information before using adjuvant types not specified on this label.

**Adjuvants for Tank Mixtures with Glyphosate Products**

When tank mixing DuPont™ RESOLVE® SG + glyphosate herbicides, it is recommended to add 4.25 -17 lb ammonium sulfate per 100 gallons of spray mixture.

- The addition of surfactant at 0.25% v/v (1 qt per 100 gallons of spray) to some RESOLVE® SG + glyphosate tank mixes may improve weed control. Since some glyphosate products differ in their adjuvant contents, some glyphosate products, such as "Glyphomax" or "Roundup Original" allow for the addition of surfactants.
- See the glyphosate manufacturer's label for specific ammonium sulfate and surfactant recommendation.

**Tank Mix Compatibility Testing**

Perform a jar test prior to tank mixing to ensure compatibility of RESOLVE® SG and other pesticides. Use a clear glass quart jar with lid and mix the tank mix ingredients in their relative proportions. Invert the jar containing the mixture

several times and observe the mixture for approximately 1/2 hour. If the mixture balls-up, forms flakes, sludges, gels, oily film or layers, or other precipitates, it is not compatible.

**Rotational Crop Guidelines**

The following rotational intervals must be observed when using RESOLVE® SG:

**1 Oz Maximum Use Rate**


Rotation Crop	Interval (months)
Corn, field	Anytime
OPTIMUM® GAT® corn	Anytime
OPTIMUM® GAT® soybeans	Anytime
Potatoes	Anytime
STS soybeans***	1
Tomato	1
Cereals, Winter (wheat)	4
Cereals, Spring (wheat, oats, barley)	9
Alfalfa*†	10
Cotton†	10
Canola†	10
Cucumber	10
Flax	10
Peas	10
Rice **	10
Red Clover†	10
Sorghum†	10
Corn, pop or sweet	10
Soybeans	10
Snap beans, dry beans	10
Sunflower	10
Sugarbeets†	10
Crops Not Listed	18

\* On sprinkler irrigated fields in Idaho, Utah, and Northern Nevada it is best to use deep fall tillage such as plowing prior to planting alfalfa. Product degradation may be less on furrow irrigated soils and may result in some crop injury.

† 18 months in the Red River Valley region of ND and MN. In all other areas, the rotation intervals must be extended to 18 months if drought conditions prevail after application and before the rotational crop is planted, unless sprinkler irrigation has been applied and totals greater than 15" during the growing season.

\*\*For soils with pH less than 6.5.

\*\*\*Sulfonylurea Tolerant Soybean





## 2 Oz Maximum Use Rate

Rotation Crop	Interval (months)
Corn, field	Anytime
OPTIMUM® GAT® corn	Anytime
OPTIMUM® GAT® soybeans	Anytime
Potatoes	Anytime
Tomato	1
STS soybean***	4
Cereals, Winter (wheat)	4
Cereals, Spring (wheat, oats, barley)	9
Corn (pop or sweet)	10
Cotton†	10
Cucumber	10
Flax	10
Soybeans	10
Snap beans, dry beans	10
Sunflower	10
Crops Not Listed	18

†The rotation interval must be extended to 18 months if drought conditions prevail after application and before the rotational crop is planted, unless sprinkler irrigation has been applied and totals greater than 15" during the growing season.

\*\*\*Sulfonylurea Tolerant Soybean

### Greater than 2 OZ Maximum Use Rate

OPTIMUM® GAT® corn or soybeans may be planted anytime. All other crops must be planted after 18 months.

---



---



---



---



---



---

## ALS TOLERANT SORGHUM SEED PROPAGATION

### Product Information

DuPont™ RESOLVE® SG herbicide, is a water soluble granule applied as a foliar spray to selectively eliminate plants that do not carry a gene that imparts tolerance to rimsulfuron in ALS tolerance trait sorghum seed production fields. RESOLVE® SG may be applied to remove susceptible "segregates", i.e., undesirable sorghum plants that do not contain the ALS tolerance trait, during seed propagation.

- Inbred lines or breeding material not possessing the ALS tolerance trait will be severely injured or killed if treated with RESOLVE® SG

### Use Rate

For detection and control of susceptible sorghum "segregates", apply RESOLVE® SG at 0.5 – 1.0 ounces/acre to sorghum crops containing the ALS tolerance trait. Do not make more than 2 applications per season.

## Tank Mixing

Refer to the labels of all tank mix products for information regarding use information (such as rates, timing, application information, and sprayer cleanup) and product precautions and restrictions. The most restrictive provisions apply. If those instructions conflict with this label, do not tank mix the herbicide with RESOLVE® SG.

Always conduct a jar test to evaluate physical compatibility before applying a particular mixture to crops for the first time.

## Application Timing

Apply RESOLVE® SG to emerged sorghum that is up to 20 inches tall. Do not apply to sorghum taller than 20 inches.

Best results are obtained when applications are made to actively growing plants. RESOLVE® SG is rainfast 1 hour after application.

## Spray Adjuvants

Applications of RESOLVE® SG must include either a crop oil concentrate or a nonionic surfactant. In addition, an ammonium nitrogen fertilizer must be used unless specifically prohibited by tank mix partner labeling. Consult local DuPont fact sheets, technical bulletins, and service policies prior to using other adjuvant systems. If another herbicide is tank mixed with RESOLVE® SG, select adjuvants authorized for use with both products. Products must contain only EPA-exempt ingredients (40 CFR 1001).

### Petroleum Crop Oil Concentrate (COC) or Modified Seed Oil (MSO)

- Apply at 1% v/v (1 gallon per 100 gallons spray solution or 2% under arid conditions.

- MSO adjuvants may be used at 0.5% v/v (0.5 gallons per 100 gallons spray solution) if specifically noted on adjuvant product labeling.

- Oil adjuvants must contain at least 80% high quality, petroleum (mineral) or modified vegetable seed oil with at least 15% surfactant emulsifiers.

### Nonionic Surfactant (NIS)

- Apply at 0.25% v/v (1 quart per 100 gallons spray solution) or 0.5% under arid conditions.

- Surfactant products must contain at least 60% nonionic surfactant with a hydrophilic/lipophilic balance (HLB) greater than 12.

### Ammonium Nitrogen Fertilizer

- Use 2 quarts/acre of a high-quality urea ammonium nitrate (UAN), such as 28%N or 32%N, or 2 pounds/acre of a spray-grade ammonium sulfate (AMS).

- Do not use liquid nitrogen fertilizer as the total carrier solution.

### Special Adjuvant Types

- Combination adjuvant products may be used at doses that provide the required amount of NIS, COC, MSO and/or ammonium nitrogen fertilizer. Consult product literature for use rates and restrictions.



## Tank Mix Compatibility Testing

Perform a jar test prior to tank mixing to ensure compatibility of DuPont™ RESOLVE® SG and other pesticides. Use a clear glass quart jar with lid and mix the tank mix ingredients in their relative proportions. Invert the jar containing the mixture several times and observe the mixture for approximately 1/2 hour. If the mixture balls-up, forms flakes, sludges, gels, oily film or layers, or other precipitates, it is not compatible.

## Weeds Controlled

Please refer to the Weeds Controlled Section of the Field Corn use directions for a complete list of weeds controlled.

## Important Notes for RESOLVE® SG Application to Sorghum Which Are Being Grown for Propagation of Seed Containing the ALS Tolerance Trait:

1. Apply RESOLVE® SG exclusively to sorghum seed production fields in which the desired plants contain the ALS tolerance trait.
2. Seed from treated plants must only be used for breeding purposes or commercial sorghum hybrids. Seed from treated plants must be labeled as follows "Do not use for feed, food or oil purposes".
3. Do not use treated sorghum grain, forage, silage or fodder for food, feed or oil purposes.

## Crop Rotation

Please refer to the CROP ROTATION section on the Field Corn use directions for a complete list of recropping instructions.

## Grazing

Do not graze livestock in treated areas. Do not use treated sorghum grain, forage, silage, fodder, straw, or hay for food, feed, or oil purposes.

---

---

## SPRAYER PREPARATION/CLEANUP

It is important that spray equipment is clean and free of previous pesticide deposits before using RESOLVE® SG, and then properly cleaned out following application. Clean all application equipment before applying RESOLVE® SG. Follow the cleanup procedures specified on the label of the product previously sprayed. If no cleanup procedure is provided, use the procedure that follows. Immediately following applications of RESOLVE® SG, thoroughly clean all mix and spray equipment to avoid subsequent crop injury.

Note:

When cleaning spray equipment before applying RESOLVE® SG, read and follow label directions for proper rinsate disposal of the product previously sprayed.

It is recommended that during periods when multiple loads of RESOLVE® SG herbicide are applied, at the end of each day of spraying, the interior of the tank be rinsed with fresh water

and then partially filled, and the boom and hoses flushed. This will prevent the buildup of dried pesticide deposits, which can accumulate in the application equipment.

To avoid subsequent injury to desirable crops, thoroughly clean all mixing and spray equipment immediately following applications of RESOLVE® SG as follows:

1. Empty the tank and drain the sump completely.
2. Spray the tank walls with clean water using a minimum volume of 10% of the tank volume. Circulate the water through the lines, including all by-pass lines, for at least two minutes. Flush the boom well and empty the sprayer. Completely drain the sump.
3. Repeat step 2.
4. Remove the nozzles and screens and clean separately in a bucket containing water.

The rinsate solution may be applied back to the crop(s) specified on this label. Do not exceed the maximum-labeled use rate. If cleaners are used, consult the cleaner label for rinsate disposal instructions. If no instructions are given, dispose of the rinsate on site or at an approved waste disposal facility.

Notes:

1. Always start with a clean spray tank.
2. Steam-cleaning aerial spray tanks is recommended to facilitate the removal of any caked deposits.
3. When RESOLVE® SG is tank mixed with other pesticides, all cleanout procedures for each product should be examined and the most rigorous procedure should be followed.
4. Follow any pre-cleanout guidelines recommended on other product labels.

## SPRAY DRIFT MANAGEMENT

The interaction of many equipment and weather-related factors determines the potential for spray drift. The applicator is responsible for considering all these factors when making application decisions.

Avoiding spray drift is the responsibility of the applicator.

### Importance of Droplet Size

The most effective way to reduce drift potential is to apply large droplets. The best drift management strategy is to apply the largest droplets that provide sufficient coverage and control. The presence of sensitive species nearby, the environmental conditions, and pest pressure may affect how an applicator balances drift control and coverage. Applying larger droplets reduces drift potential, but will not prevent drift if applications are made improperly or under unfavorable environmental conditions!

See Wind, Temperature and Humidity, and Temperature Inversions sections of this label.

### Controlling Droplet Size - General Techniques

Volume - Use high flow rate nozzles to apply the highest practical spray volume. Nozzles with higher rated flows produce larger droplets.

Pressure - Use the lower spray pressures recommended for the nozzle. Higher pressure reduces droplet size and does

not improve canopy penetration. When higher flow rates are needed, use a higher-capacity nozzle instead of increasing pressure.

**Nozzle Type** - Use a nozzle type that is designed for the intended application. With most nozzle types, narrower spray angles produce larger droplets. Consider using low-drift nozzles.

### Boom Height

Set the boom at the lowest height that provides uniform coverage and reduces the exposure of droplets to evaporation and wind. For ground equipment, the boom should remain level with the crop and have minimal bounce.

### Wind

Drift potential increases at wind speeds of less than 3 mph (due to inversion potential) or more than 10 mph. However, many factors, including droplet size and equipment type determine drift potential at any given wind speed. Avoid applications during gusty or windless conditions.

**Note:** Local terrain can influence wind patterns. Every applicator should be familiar with local wind patterns and how they affect spray drift.

### Temperature and Humidity

When making applications in hot and dry conditions, set up equipment to produce larger droplets to reduce effects of evaporation.

### Temperature Inversions

Drift potential is high during a temperature inversion. Temperature inversions restrict vertical air mixing, which causes small suspended droplets to remain close to the ground and move laterally in a concentrated cloud. Temperature inversions are characterized by increasing temperature with altitude and are common on nights with limited cloud cover and light to no wind. They begin to form as the sun sets and often continue into the morning. Their presence can be indicated by ground fog; however, if fog is not present, inversions can also be identified by the movement of smoke from a ground source or an aircraft smoke generator. Smoke that layers and moves laterally in a concentrated cloud (under low wind conditions) indicates an inversion, while smoke that moves upward and rapidly dissipates indicates good vertical air mixing.

### Shielded Sprayers

Shielding the boom or individual nozzles can reduce the effects of wind. However, it is the responsibility of the applicator to verify that the shields are preventing drift and not interfering with uniform deposition of the product.

### Air-Assisted (Air Blast) Field Crop Sprayers

Air-assisted field crop sprayers carry droplets to the target via a downward-directed airstream. Some may reduce the potential for drift, but if a sprayer is unsuitable for the application and/or set up improperly, high drift potential can result. It is the responsibility of the applicator to determine that a sprayer is suitable for the intended application and is configured properly, and that drift is not occurring.

## INTEGRATED PEST MANAGEMENT

This product may be used as part of an Integrated Pest Management (IPM) program that can include biological, cultural, and genetic practices aimed at preventing economic pest damage. IPM principles and practices include field scouting or other detection methods, correct target pest identification, population monitoring, and treating when target pest populations reach locally determined action thresholds. Consult your state cooperative extension service, professional consultants or other qualified authorities to determine appropriate action treatment threshold levels for treating specific pest/crop systems in your area.

## RESISTANCE

When herbicides that affect the same biological site of action are used repeatedly over several years to control the same weed species in the same field, naturally-occurring resistant biotypes may survive a correctly applied herbicide treatment, propagate, and become dominant in that field. Adequate control of these resistant weed biotypes cannot be expected. If weed control is unsatisfactory, it may be necessary to retreat the problem area using a product affecting a different site of action.

To better manage herbicide resistance through delaying the proliferation and possible dominance of herbicide resistant weed biotypes, it may be necessary to change cultural practices within and between crop seasons such as using a combination of tillage, retreatment, tank-mix partners and/or sequential herbicide applications that have a different site of action. Weed escapes that are allowed to go to seed will promote the spread of resistant biotypes.

It is advisable to keep accurate records of pesticides applied to individual fields to help obtain information on the spread and dispersal of resistant biotypes. Consult your agricultural dealer, consultant, applicator, and/or appropriate state agricultural extension service representative for specific alternative cultural practices or herbicide recommendations available in your area.

## RESTRICTIONS/PRECAUTIONS

- DuPont™ RESOLVE® SG may interact with certain insecticides previously applied to the crop. Crop response varies with field corn type, insecticide used, insecticide application methods, and soil type.
- RESOLVE® SG may be applied to corn previously treated with Fortress, SmartChoice, Aztec, or Force insecticides, or nonorganophosphate soil insecticides regardless of soil type.
- Allow at least 60 days between a preemergence or preplant application of RESOLVE® SG and application of organophosphate insecticide since crop injury may result.
- Allow at least 4 weeks between preemergence application of RESOLVE® SG and postemergence applications of unsafened rimsulfuron-containing herbicides.
- Do not tank mix RESOLVE® SG with "Basagran" or severe crop injury may occur.
- Injury or loss of desirable trees or vegetation may result from failure to observe the following:



- Do not apply DuPont™ RESOLVE® SG or drain or flush application equipment on or near desirable trees or other plants, or on areas where their roots may extend, or in locations where the chemical may be washed or moved into contact with their roots.
- Do not use on lawns, walks, driveways, tennis courts, or similar areas
- Prevent drift or spray onto desirable plants.
- Do not contaminate any body of water
- Thoroughly clean application equipment immediately after use (See Sprayer Cleanup section of this label)
- Do not graze, feed forage, grain or fodder (stover) from treated areas to livestock within 30 days of RESOLVE® SG application.
- Do not irrigate RESOLVE® SG into coarse soils at planting time when soils are saturated.
- Do not apply this product through any type of irrigation system
- Do not apply this product using aerial application equipment in the state of New York
- Do not use flood or furrow irrigation to apply, activate, or incorporate RESOLVE® SG.
- Do not apply preemergence to coarse-textured soils (sand, loamy sand, or sandy loam) with less than 1% organic matter.
- Crop injury may occur following an application of RESOLVE® SG if there is a prolonged period of cold weather and/or in conjunction with wet soils.

**STORAGE AND DISPOSAL**

Do not contaminate water, food, or feed by storage and disposal.

**PESTICIDE STORAGE:** Store product in original container only. Do not contaminate water, other pesticides, fertilizer, food or feed in storage. Store in a cool, dry place.

**PESTICIDE DISPOSAL:** Waste resulting from the use of this product must be disposed of on site or at an approved waste disposal facility.

**CONTAINER HANDLING:** Refer to the Net Contents section of this product's labeling for the applicable "Nonrefillable Container" or "Refillable Container" designation.

**Nonrefillable Plastic and Metal Containers (Capacity Equal to or Less Than 50 Pounds):** Nonrefillable container. Do not reuse or refill this container. Triple rinse container (or equivalent) promptly after emptying. Triple rinse as follows: Empty the remaining contents into application equipment or a mix tank. Fill the container 1/4 full with water and recap. Shake for 10 seconds. Pour rinsate into application equipment or a mix tank or store rinsate for later use or disposal. Drain for 10 seconds after the flow begins to drip. Repeat this procedure two more times. Then, for Plastic Containers, offer for recycling if available or puncture and dispose of in a sanitary landfill, or by incineration. Do not burn, unless allowed by state and local ordinances. For Metal Containers, offer for recycling if available or reconditioning if appropriate, or puncture and dispose of in a sanitary landfill, or by other procedures approved by state and local authorities.

**Nonrefillable Plastic and Metal Containers (Capacity Greater Than 50 Pounds):** Nonrefillable container. Do not reuse or refill this container. Triple rinse container (or equivalent) promptly after emptying. Triple rinse as follows: Empty the remaining contents into application equipment or a mix tank. Fill the container 1/4 full with water. Replace and tighten closures. Tip container on its side and roll it back and forth, ensuring at least one complete revolution, for 30 seconds. Stand the container on its end and tip it back and forth several times. Turn the container over onto its other end and tip it back and forth several times. Empty the rinsate into application equipment or a mix tank or store rinsate for later use or disposal. Repeat this procedure two more times. Then, for Plastic Containers, offer for recycling if available or puncture and dispose of in a sanitary landfill, or by incineration. Do not burn, unless allowed by state and local ordinances. For Metal Containers, offer for recycling if available or reconditioning if appropriate, or puncture and dispose of in a sanitary landfill, or by other procedures approved by state and local authorities.





**Nonrefillable Plastic and Metal Containers, e.g., Intermediate Bulk Containers [IBC] (Size or Shape Too Large to be Tipped, Rolled or Turned Upside Down):** Nonrefillable container. Do not reuse or refill this container. Clean container promptly after emptying the contents from this container into application equipment or mix tank and before final disposal using the following pressure rinsing procedure. Insert a lance fitted with a suitable tank cleaning nozzle into the container and ensure that the water spray thoroughly covers the top, bottom and all sides inside the container. The nozzle manufacturer generally provides instructions for the appropriate spray pressure, spray duration and/or spray volume. If the manufacturer's instructions are not available, pressure rinse the container for at least 60 seconds using a minimum pressure of 30 PSI with a minimum rinse volume of 10% of the container volume. Drain, pour or pump rinsate into application equipment or rinsate collection system. Repeat this pressure rinsing procedure two more times. Then, for Plastic Containers, offer for recycling if available or puncture and dispose of in a sanitary landfill, or by incineration. For Metal Containers, offer for recycling if available or reconditioning if appropriate, or puncture and dispose of in a sanitary landfill, or by other procedures approved by state and local authorities.

**Nonrefillable Paper or Plastic Bags, Fiber Sacks including Flexible Intermediate Bulk Containers (FIBC) or Fiber Drums With Liners:** Nonrefillable container. Do not reuse or refill this container. Completely empty paper or plastic bag, fiber sack or drum liner by shaking and tapping sides and bottom to loosen clinging particles. Empty residue into application or manufacturing equipment. Then offer for recycling if available or dispose of empty paper or plastic bag, fiber sack or fiber drum and liner in a sanitary landfill, or by incineration. Do not burn, unless allowed by state and local ordinances.

**Refillable Fiber Drums With Liners:** Refillable container (fiber drum only). Refilling Fiber Drum: Refill this fiber drum with DuPont™ RESOLVE® SG Herbicide containing rimsulfuron only. Do not reuse this fiber drum for any other purpose. Cleaning before refilling is the responsibility of the refiller. Completely empty liner by shaking and tapping sides and bottom to loosen clinging particles. Empty residue into application or manufacturing equipment. Disposing of Fiber Drum and/or Liner: Do not reuse this fiber drum for any other purpose other than refilling (see preceding). Cleaning the container (liner and/or fiber drum) before final disposal is the responsibility of the person disposing of the container. Offer the liner for recycling if available or dispose of liner in a sanitary landfill, or by incineration. Do not burn, unless allowed by state and local ordinances. If drum is contaminated and cannot be reused, dispose of it in the manner required for its liner. To clean the fiber drum before final disposal, completely empty the fiber drum by shaking and tapping sides and bottom to loosen clinging particles. Empty residue into application or manufacturing equipment. Then offer the fiber drum for recycling if available or dispose of in a sanitary landfill, or by incineration. Do not burn, unless allowed by state and local ordinances.

**All Other Refillable Containers:** Refillable container. Refilling Container: Refill this container with RESOLVE® SG containing rimsulfuron only. Do not reuse this container for any other purpose. Cleaning before refilling is the responsibility of the refiller. Prior to refilling, inspect carefully for damage such as cracks, punctures, abrasions, worn out threads and closure devices. If damage is found, do not use the container, contact DuPont at the number below for instructions. Check for leaks after refilling and before transporting. If leaks are found, do not reuse or transport container, contact DuPont at the number below for instructions. Disposing of Container: Do not reuse this container for any other purpose other than refilling (see preceding). Cleaning the container before final disposal is the responsibility of the person disposing of the container. To clean the container before final disposal, use the following pressure rinsing procedure. Insert a lance fitted with a suitable tank cleaning nozzle into the container and ensure that the water spray thoroughly covers the top, bottom and all sides inside the container. The nozzle manufacturer generally provides instructions for the appropriate spray pressure, spray duration and/or spray volume. If the manufacturer's instructions are not available, pressure rinse the container for at least 60 seconds using a minimum pressure of 30 PSI with a minimum rinse volume of 10% of the container volume. Drain, pour or pump rinsate into application equipment or rinsate collection system. Repeat this pressure rinsing procedure two more times. Then, for Plastic Containers, offer for recycling if available or puncture and dispose of in a sanitary landfill, or by incineration. Do not burn, unless allowed by state and local ordinances. For Metal Containers, offer for recycling if available or reconditioning if appropriate, or puncture and dispose of in a sanitary landfill, or by other procedures approved by state and local authorities.

**Outer Foil Pouches of Water Soluble Packets (WSP):** Nonrefillable container. Do not reuse or refill this container. Offer for recycling if available or, dispose of the empty outer foil pouch in the trash as long as WSP is unbroken. If the outer pouch contacts the formulated product in any way, the pouch must be triple rinsed with clean water. Add the rinsate to the spray tank and dispose of the outer pouch as described previously.

Do not transport if this container is damaged or leaking. If the container is damaged, leaking or obsolete, or in the event of a major spill, fire or other emergency, contact DuPont at 1-800-441-3637, day or night.

**NOTICE TO BUYER:** Purchase of this material does not confer any rights under patents of countries outside of the United States.

The DuPont Oval Logo, DuPont™, BASIS®, RESOLVE®, STEADFAST®, BREAKFREE®, PREQUEL™ and CINCH® are trademarks or registered trademarks of E. I. duPont de Nemours and Company. OPTIMUM® and GAT® are registered trademarks of Pioneer Hi-Bred International, Inc.

"Aztec" is a registered trademark of Bayer Crop Science  
"Basagran" is a registered trademark of BASF SE  
"Force", "Lumax" and "Lexar" are registered trademarks of a Syngenta Group company  
"Fortress" is a registered trademark of Amvac Chemical Corporation  
"Lorsban" is a registered trademark of DowAgro Sciences LLC

**SL - 1476 072010 07-06-10**

**LIMITATION OF WARRANTY AND LIABILITY**

**NOTICE:** Read this Limitation of Warranty and Liability Before Buying or Using This Product. If the Terms Are Not Acceptable, Return the Product at Once, Unopened, and the Purchase Price Will Be Refunded.

It is impossible to eliminate all risks associated with the use of this product. Such risks arise from weather conditions, soil factors, off target movement, unconventional farming techniques, presence of other materials, the manner of use or application, or other unknown factors, all of which are beyond the control of DuPont. These risks can cause: ineffectiveness of the product, crop injury, or injury to non-target crops or plants. **WHEN YOU BUY OR USE THIS PRODUCT, YOU AGREE TO ACCEPT THESE RISKS.**

DuPont warrants that this product conforms to the chemical description on the label thereof and is reasonably fit for the purpose stated in the Directions for Use, subject to the inherent risks described above, when used in accordance with the Directions for Use under normal conditions.

TO THE EXTENT CONSISTENT WITH APPLICABLE LAW, DUPONT MAKES NO OTHER EXPRESS OR IMPLIED WARRANTY OF FITNESS OR OF MERCHANTABILITY OR ANY OTHER EXPRESS OR IMPLIED WARRANTY. TO THE EXTENT CONSISTENT WITH APPLICABLE LAW, IN NO EVENT SHALL DUPONT OR SELLER BE LIABLE FOR ANY INCIDENTAL, CONSEQUENTIAL OR SPECIAL DAMAGES RESULTING FROM THE USE OR HANDLING OF THIS PRODUCT. BUYER'S OR USER'S BARGAINED-FOR EXPECTATION IS CROP PROTECTION. TO THE EXTENT CONSISTENT WITH APPLICABLE LAW, THE EXCLUSIVE REMEDY OF THE USER OR BUYER AND THE EXCLUSIVE LIABILITY OF DUPONT OR SELLER, FOR ANY AND ALL CLAIMS, LOSSES, INJURIES OR DAMAGES (INCLUDING CLAIMS BASED ON BREACH OF WARRANTY OR CONTRACT, NEGLIGENCE, TORT OR STRICT LIABILITY), WHETHER FROM FAILURE TO PERFORM OR INJURY TO CROPS OR OTHER PLANTS, AND RESULTING FROM THE USE OR HANDLING OF THIS PRODUCT, SHALL BE THE RETURN OF THE PURCHASE PRICE OF THE PRODUCT, OR AT THE ELECTION OF DUPONT OR SELLER, THE REPLACEMENT OF THE PRODUCT.

To the extent consistent with applicable law that allows such requirement, DuPont or its Ag Retailer must have prompt notice of any claim so that an immediate inspection of buyer's or user's growing crops can be made. Buyer and all users shall promptly notify DuPont or a DuPont Ag Retailer of any claims, whether based on contract, negligence, strict liability, other tort or otherwise, or be barred from any remedy.

This Limitation of Warranty and Liability may not be amended by any oral or written agreement.

**For product information call: 1-888-6-DUPONT**

**Internet address: <http://cropprotection.dupont.com/>**

**© 2007-2010 E. I. du Pont de Nemours and Company, 1007 Market Street, Wilmington, Delaware 19898.**

**All rights reserved.**