



UNITED STATES ENVIRONMENTAL PROTECTION AGENCY
Washington, D.C. 20460

OFFICE OF
CHEMICAL SAFETY AND
POLLUTION PREVENTION

MAY - 4 2010

Rebecca Ashley
E.I. du Pont de Nemours and Company
1007 Market Street
Wilmington, DE 19898

Subject: Label Amendment (container disposal)
DuPont Breakfree ATZ Lite Herbicide
EPA Reg. No. 352-723
Application Dated March 5, 2010

Dear Ms. Ashley:

The labeling referred to above, submitted in connection with registration under the Federal Insecticide, Fungicide, and Rodenticide Act (FIFRA), as amended, is acceptable, provided you make the following changes:

1. Change the heading from "Inert Ingredients" to "**Other Ingredients**".
2. Change the heading to "**PERSONAL PROTECTIVE EQUIPMENT (PPE)**".
3. Change the User Safety Recommendations phrase to "**Remove clothing/PPE**".
4. Change the Environmental Hazards phrase to "**equipment washwaters or rinsate.**"
5. It is suggested that the resistance-management grouping symbols be placed on the front panel of the label as described in PR Notice 2001-5.
6. On page 4, remove "General" from the heading "**General Use Precautions**".

A stamped copy of your label is enclosed for your records. This label supercedes all previously accepted labels. You must submit one (1) copy of the final printed label before you release the product for shipment. Products shipped after eighteen (18) months from the date of this letter or the next printing of the label, whichever occurs first, must bear the new revised label. If these conditions are not complied with, the registration will be subject to cancellation in accordance with FIFRA §6(e). Your release for shipment of the product constitutes acceptance of these conditions.

Sincerely,


Jim Tompkins for

Jim Tompkins
Product Manager 25
Herbicide Branch
Registration Division (7505P)




H-

5/2
9



DuPont™ Breakfree®
ATZ Lite

herbicide



DRAFT LABEL

3/16

RESTRICTED USE PESTICIDE

DUE TO GROUND AND SURFACE WATER CONCERNS

For retail sale to and use only by Certified Applicators, or persons under their direct supervision, and only for those uses covered by the Certified Applicator's certification.

This product is a restricted use herbicide due to ground and surface water concerns. Users must read and follow all precautionary statements and instructions for use in order to minimize potential for atrazine to reach ground and surface water.



DuPont™ Breakfree® ATZ Lite herbicide

A preemergence herbicide for control of annual grass and broadleaf weeds in field corn, production seed corn, silage corn, sweet corn and popcorn

Active Ingredients	By Weight
acetochlor: 2-chloro-2'-methyl-6'-ethyl-N-ethoxymethylacetanilide	43.4%
atrazine: [2-chloro-4-(ethylamino)-6-(isopropylamino)-s-triazine] and related triazines	16.3%
Inert Ingredients	40.3%
TOTAL	100.0%

Contains 4 pounds acetochlor and 1.50 pounds atrazine active ingredient per gallon.

EPA Reg. No. 352-723 EPA Est. No. _____

Nonrefillable Container

Net: _____

OR

Refillable Container

Net: _____

PRECAUTIONARY STATEMENTS

HAZARDS TO HUMANS AND DOMESTIC ANIMALS CAUTION

Causes moderate eye irritation. Harmful If swallowed. Avoid contact with eyes, skin or clothing. Prolonged or frequently repeated skin contact may cause allergic reactions in some individuals

PERSONAL PROTECTIVE EQUIPMENT

Some materials that are chemical resistant to this product are polyethylene and polyvinylchloride. If you want more options, follow instructions for category A on an EPA chemical-resistance selection chart.

Mixers, loaders, applicators and other handlers must wear:

- Coveralls over long-sleeved shirt and long pants
- Chemical-resistant gloves
- Chemical-resistant footwear plus socks
- Chemical-resistant headgear (If overhead exposure)
- A chemical-resistant apron when mixing/loading, cleaning up spills, or cleaning equipment, or otherwise exposed to the concentrate

See Engineering Controls for additional requirements.

Discard clothing and other absorbent materials that have been drenched or heavily contaminated with this product's concentrate. Do not reuse them. Follow manufacturer's instructions for cleaning/maintaining PPE. If no such instructions for washables exist, use detergent and hot water. Keep and wash PPE separately from other laundry.

Engineering Controls: When handlers use closed systems or enclosed cabs in a manner that meets the requirements listed in the Worker Protection Standard (WPS) for agricultural pesticides [40 CFR 170.240(d)(5)], the handler PPE requirements may be reduced or modified as specified in the WPS.

KEEP OUT OF REACH OF CHILDREN

CAUTION PRECAUCION

Si usted no entiende la etiqueta, busque a alguien para que se la explique a usted en detalle. (If you do not understand the label, find someone to explain it to you in detail.)

FIRST AID

If swallowed: Call a poison control center or doctor immediately for treatment advice. Have person sip a glass of water if able to swallow. Do not induce vomiting unless told to do so by a poison control center or doctor. Do not give anything by mouth to a unconscious person.

If in eyes: Hold eye open and rinse slowly and gently with water for 15-20 minutes. Remove contact lenses, if present, after the first 5 minutes, then continue rinsing eye. Call a poison control center or doctor for treatment advice.

Have the product container or label with you when calling a poison control center or doctor, or going for treatment. **For medical emergencies involving this product, call toll free 1-800-441-3637.**

USER SAFETY RECOMMENDATIONS

USERS SHOULD: Wash thoroughly with soap and water after handling and before eating, drinking, chewing gum or using tobacco. Remove clothing immediately if pesticide gets inside. Then wash thoroughly and put on clean clothing. Remove PPE immediately after handling this product. Wash the outside of gloves before removing. As soon as possible, wash thoroughly and change into clean clothing.

ENVIRONMENTAL HAZARDS

This pesticide is toxic to fish and aquatic invertebrates. Do not apply directly to water, or to areas where surface water is present or to intertidal areas below the mean high water mark. Do not apply when weather conditions favor drift from treated areas. Runoff and drift from treated areas may be hazardous to aquatic organisms in neighboring areas. Do not contaminate water when cleaning equipment or disposing of equipment washwaters.

Atrazine can travel (seep or leach) through soil and can enter ground water which may be used as drinking water. Atrazine has been found in ground water. Users are advised not to apply atrazine to sand and loamy sand soils where the water table (ground water) is close to the surface and where these soils are very permeable, i.e., well drained. Your local agricultural agencies can provide further information on the type of soil in your area and the location of ground water.

Acetochlor has properties that may result in surface water contamination via dissolved runoff and runoff erosion. Practices should be followed to minimize the potential for dissolved runoff and/or runoff erosion.

Do not apply to the following soils if groundwater depth is 30 feet or less: sand with less than 3% organic matter; loamy sand with less than 2% organic matter; or sandy loam with less than 1% organic matter.

This product must not be mixed or loaded, or used within 50 feet of all wells, including abandoned wells, drainage wells, and sinks holes. Operations that involve mixing, loading, rinsing, or washing of this product into or from pesticide handling or application equipment or containers within 50 feet of any well are prohibited unless conducted on an impervious pad constructed to withstand the weight of the heaviest load that may be positioned on or moved across the pad. Such a pad shall be designed and maintained to contain any product spills or equipment leaks, container or equipment rinse or washwater, and rainwater that may fall on the pad. Surface water shall not be allowed to either flow over or from the pad, which means the pad must be self-contained. The pad shall be sloped to facilitate material removal. An unroofed pad shall be of sufficient capacity to contain at a minimum 110% of the capacity of the largest pesticide container or application equipment on the pad. A pad that is covered by a roof of sufficient size to completely exclude precipitation from contact with the pad shall have a minimum containment capacity of 100% of the capacity of the largest pesticide container or application equipment on the pad. Containment capacities as described above shall be maintained at all times. The above specified minimum containment capacities do not apply to vehicles when delivering pesticide shipments to the mixing/loading site. Additional State imposed requirements regarding well-head setbacks and operational area containment must be observed.

DIRECTIONS FOR USE

It is a violation of Federal law to use this product in a manner inconsistent with its labeling.

Read all Directions for Use carefully before applying.

ANY USE OF THIS PRODUCT IN AN AREA WHERE USE IS PROHIBITED IS A VIOLATION OF FEDERAL LAW. Before using this product, you must consult the Atrazine Watershed Information Center (AWIC) to determine whether the use of this product is prohibited in your watershed. AWIC can be assessed through www.atrazine-watershed.info or 1-866-365-3014. If use of this product is prohibited in your watershed, you may return unopened product to your point of purchase or contact DuPont for a refund.

Do not apply this product in a way that will contact workers or other persons, either directly or through drift. Only protected handlers may be in the area during application. For any requirements specific to your State or Tribe, consult the agency responsible for pesticide regulation.

AGRICULTURAL USE REQUIREMENTS

Use this product only in accordance with its labeling and with the Worker Protection Standard, 40 CFR part 170. This Standard contains requirements for the protection of agricultural workers on farms, forests, nurseries, and greenhouses, and handlers of agricultural pesticides. It contains requirements for training, decontamination, notification, and emergency assistance. It also contains specific instructions and exceptions pertaining to the statements on this label about personal protective equipment (PPE), and restricted-entry interval. The requirements in this box only apply to uses of this product that are covered by the Worker Protection Standard.

Do not enter or allow worker entry into treated areas during the restricted entry interval (REI) of 12 hours.

Exception: If the product is soil-injected or soil-incorporated, the Worker Protection Standard, under certain circumstances, allows workers to enter the treated area if there will be no contact with anything that has been treated.

PPE required for early entry to treated areas that is permitted under the Worker Protection Standard and that involves contact with anything that has been treated, such as plants, soil, or water, is:

- Coveralls
- Chemical-resistant gloves made of any waterproof material
- Chemical-resistant footwear plus socks
- Protective eyewear

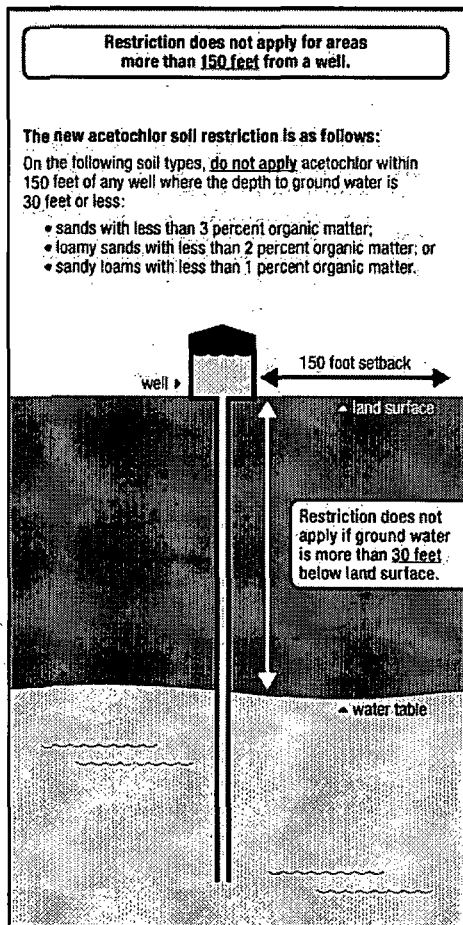
INFORMATION

For use only on field corn, production seed corn, silage corn, sweet corn and popcorn. Corn in this label refers to all four types: field corn, production seed corn, silage corn, sweet corn and popcorn.

DuPont™ BREAKFREE® ATZ LITE herbicide is a unique combination of the herbicides acetochlor and atrazine plus the antidote or safener, dichlormid. While the acetochlor and atrazine provide weed control, the dichlormid safens corn against herbicide injury. BREAKFREE® ATZ LITE may be applied to the surface or incorporated into the top 1-2 inch layer of soil. It is recommended for control alone, or in tank mix combinations, for the weeds listed in the "Target Weeds" section of these use directions. BREAKFREE® ATZ LITE controls weeds by interfering with normal germination and seedling development. BREAKFREE® ATZ LITE does not control established or germinated weeds present at application.

Use Restrictions

- Do not apply to the following soils within 150 feet of any well where the depth to groundwater is 30 feet or less: sands with less than 3% organic matter; loamy sands with less than 2% organic matter; or sandy loams with less than 1% organic matter.



- This product must not be mixed or loaded, or used within 50 feet of all wells, including abandoned wells, drainage wells, and sinks holes. Operations that involve mixing, loading, rinsing, or washing of this product into or from pesticide handling or application equipment or containers within 50 feet of any well are prohibited unless conducted on an impervious pad constructed to withstand the weight of the heaviest load that may be positioned on or moved across the pad. Such a pad shall be designed and maintained to contain any product spills or equipment leaks, container or equipment rinse or washwater, and rainwater that may fall on the pad. Surface water shall not be allowed to either flow over or from the pad, which means the pad must be self-contained. The pad shall be sloped to facilitate material removal. An unroofed pad shall be of sufficient capacity to contain at a minimum 110% of the capacity of the largest pesticide container or application equipment on the pad. A pad that is covered by a roof of sufficient size to completely exclude precipitation from contact with the pad shall have a minimum containment capacity of 100% of the capacity of the largest pesticide container or application equipment on

the pad. Containment capacities as described above shall be maintained at all times. The above specified minimum containment capacities do not apply to vehicles when delivering pesticide shipments to the mixing/loading site. Additional State imposed requirements regarding well-head setbacks and operational area containment must be observed.

- This product may not be mixed or loaded within 50 ft. of intermittent streams and rivers, natural or impounded lakes and reservoirs. This product may not be applied by ground within 66 feet of the points where field surface water runoff enters perennial or intermittent streams and rivers or within 200 feet around natural or impounded lakes and reservoirs. If this product is applied to highly erodible land, the 66-foot buffer or setback from runoff entry points must be planted to crop, seeded with grass or other suitable crop.

• Tile-Outletted Fields Containing Standpipes

One of the following restrictions must be used in applying this product to tile-outletted fields containing standpipes:

- Do not apply this product within 66 feet of standpipes in tile-outletted fields.
- Apply this product to the entire tile-outletted field and immediately incorporate it to a depth of 2-3 inches in the entire tile-outletted field.
- Apply this product to the entire tile-outletted field under a no-till practice only when high crop residue management practices are used. High crop residue management is described as a crop management practice where little or no crop residue is removed from the field during or after crop harvest.

- Chemigation:** Do not apply this product through any type of irrigation system.
- Do not use flood irrigation to apply or incorporate this product.
- Product must be used in a manner that will prevent back siphoning in wells, spills or improper disposal of excess pesticide, spray mixtures or rinsates.
- Do not apply under conditions that favor runoff or wind erosion of soil containing this product to non-target areas. To prevent off-site movement due to runoff or wind erosion:
 - Avoid treating powdery dry or light sandy soils when conditions are favorable for wind erosion. Under these conditions, the soil surface should first be settled by rainfall or irrigation.
 - Do not apply to impervious substrates such as paved or highly compacted surfaces or frozen or snow covered soils.
 - Do not use tailwater from the first flood or furrow irrigation of treated fields to treat non-target crops unless at least 1/2 inch of rainfall has occurred between application and the first irrigation.
- Aerial Application:** Do not apply this product using aerial application equipment.

- Do not apply when wind conditions favor drift to non-target sites. To minimize spray drift to non-target areas:
 - Use low-pressure application equipment capable of producing a large droplet spray.
 - Do not use nozzles that produce a fine droplet spray.
 - Minimize drift by using sufficient spray volume to ensure adequate coverage with large droplet size sprays.
 - Keep ground-driven spray boom as low as possible above the target surface.
 - Make application when the wind velocity favors on-target product deposition (approximately 3 to 10 mph). Do not apply when wind velocity exceeds 15 mph. Avoid application when gusts approach 15 mph.
- Low humidity and high temperatures increase the likelihood of spray drift to sensitive areas. Avoid spraying during conditions of low humidity and/or high temperatures. Do not apply during inversion conditions.
- **Maximum Application Rates:**
Maximum broadcast application rates for corn must be as follows:
 - If no atrazine was applied prior to corn emergence, apply a maximum of 2 pounds active ingredient per acre broadcast. If postemergence treatment is required following an earlier herbicide application, the total atrazine applied may not exceed 2.5 pounds active ingredient per acre per calendar year.
 - Apply a maximum of 2.0 pounds active ingredient per acre as a single preemergence application is made on soils that are not highly erodible or on highly erodible soil if at least 30% of the soil is covered with plant residues, or
 - Apply a maximum of 1.6 pounds active ingredient per acre as a single preemergence application on highly erodible soils if less than 30% of the soil is covered with plant residues; or 2.0 pounds active ingredient per acre if only applied postemergence.

• **Preharvest Interval:** Do not apply DuPont™ BREAKFREE® ATZ LITE within 60 days of harvest of field corn for forage uses or within 45 days of harvest of sweet corn for forage uses.

• Postemergence applications of atrazine to corn must be made before the crop reaches 12 inches in height.

General Use Precautions

- Failure to strictly follow label directions may result in exceeding the maximum annual atrazine use rates as stipulated by the Environmental Protection Agency.
- **Caution:** This product contains atrazine and thus may not control weeds that are known or suspected to be triazine resistant. Following many years of continuous use of atrazine and chemically related products, biotypes of some of the weeds listed on this label have been reported which cannot be effectively controlled by atrazine and related herbicides. Where this is known or suspected and weeds controlled by atrazine are expected to be present along with resistant biotypes, it is recommended that

atrazine be used in combinations or in sequence with other registered herbicides which are not triazines. If only resistant biotypes are expected to be present, use a registered non-triazine herbicide.

- Do not use BREAKFREE® ATZ LITE on any crop other than field corn, production seed corn, silage corn, sweet corn and popcorn.
- BREAKFREE® ATZ LITE should not be used on corn seed stock such as Breeders, Foundation, or Increase.
- Do not contaminate irrigation water used for crops other than corn or water used for domestic purposes.
- Do not apply BREAKFREE® ATZ LITE before pre-irrigation in irrigated areas.
- Do not allow BREAKFREE® ATZ LITE to contaminate feed or food.
- BREAKFREE® ATZ LITE should not be stored near seeds, fertilizers, or foodstuffs.
- All containers of BREAKFREE® ATZ LITE should be kept tightly closed when not in use.
- Applied according to directions and under normal growing conditions, BREAKFREE® ATZ LITE will not harm the treated crop. During germination and early stages of growth, extended periods of unusually cold and wet or hot and dry weather, insect or plant disease attack, carryover pesticide residues, the use of certain soil applied systemic insecticides, improperly placed fertilizers or soil insecticides may create abnormal conditions that weaken crop seedlings. BREAKFREE® ATZ LITE used under these abnormal conditions could result in crop injury.

Rotational Crop Restrictions:

When tank mixing with other herbicides, follow the most restrictive crop rotation guidelines on the label of each product used. The following rotational crops may be planted as indicated:

Rotational Crop	Timing or Interval
corn (1)	Anytime - 0 months after application
sorghum, soybeans (2),	Spring following application
alfalfa, barley, dry beans (3), lupin (4), millet, pearl or proso, oats, pea (6), potatoes, rye, sugar beets, sunflower, tobacco (7), triticale, wheat, wild rice	15 months after application (5)

Numbers within parentheses (-) in the table refer to Specific Rotational Crop Requirements below.

- (1) If crop treated with Breakfree® ATZ Lite is lost, corn may be replanted immediately. Do not make a second application of Breakfree® ATZ Lite. Do not apply Breakfree® ATZ Lite after June 10, unless only corn will be planted the following year.
- (2) Due to the risk of atrazine carryover, injury to soybeans may occur the year following corn when planted in north central and northwest Iowa, south central and southwest Minnesota, northern Nebraska and southeast

South Dakota on soils having a calcareous surface layer and relatively high pH.

- (3) Dry beans includes: adzuki, kidney, lima, navy, pinto.
- (4) Lupin includes: grain, white, white sweet.
- (5) Approved rotation crops list does not include any species of succulent beans and peas.
- (6) Pea includes: blackeyed, chick, cow, Crowder, field, pigeon, Southern.
- (7) Because of atrazine carryover, injury may occur to tobacco.

Application Directions - Corn

Carriers

Liquids: Either water or liquid fertilizers such as solutions, slurries or suspensions may be used as liquid carriers. If fluid fertilizers are used, a physical compatibility test with these must be done before combining in the spray tank. See Appendix I for details of the compatibility testing procedure. Even if DuPont™ BREAKFREE® ATZ LITE is physically compatible with a fluid fertilizer, constant agitation is necessary to maintain a uniform mixture during application.

Dry Bulk Fertilizer: BREAKFREE® ATZ LITE may be impregnated on dry bulk fertilizer and applied as the fertilizer is spread. See Appendix II for details including which fertilizers are compatible.

Adding to Spray Tank

The spray tank must be clean, thoroughly rinsed and decontaminated before adding either BREAKFREE® ATZ LITE alone or with tank mix combinations. If water is used as the carrier, use clean water.

Used Alone: When BREAKFREE® ATZ LITE is used alone, add the recommended amount to the spray tank when the tank is half filled with carrier, then add the rest of the water or fluid fertilizer. Provide sufficient agitation during mixing and application to maintain a uniform emulsion.

Tank Mixed: If a tank mixture is used, it is recommended that a compatibility test be done before actual tank mixing. See Appendix I for details on the procedure for such a test. Once compatibility is confirmed for the tank mix, fill the tank half full of carrier. Start and continue agitation throughout mixing. All return lines to the spray tank must discharge below the liquid level. Add components in the following order of formulation:

- If a wettable powder or dry flowable formulation is used, make a slurry with water and add it slowly through the screen into the tank. Agitate during the procedure.
- If a flowable formulation is used, add slowly through screen into the tank. Mixing and compatibility may be improved when the flowable is diluted with water before adding to the tank.
- Add BREAKFREE® ATZ LITE next.
- Add ammonium sulfate then "Durango" DMA herbicide, 2,4-D herbicide, and a nonionic surfactant last, if needed.
- Complete filling the sprayer tank and continue agitation.
- Batches should be mixed and applied the same day.

Volume

Liquid: Use a minimum of 10 gallons per acre in broadcast boom equipment for ground applications.

Dry Bulk Fertilizer: Use a minimum of 200 pounds of dry bulk fertilizer per acre. See Appendix II for more details.

Pressure

If liquid carriers are used, the pressure at the nozzle should be 15 to 40 psi to ensure good distribution in the spray pattern. Use appropriate nozzles and 50-mesh or coarser screens, if needed. Maintain sufficient agitation to ensure the mixture is suspended in the spray tank.

Application Timing and Methods

Early Preplant: On medium and fine textured soils (Table 1), BREAKFREE® ATZ LITE may be applied up to 30 days prior to planting.

Preplant Incorporation: BREAKFREE® ATZ LITE may be mechanically incorporated in the top 2 inches of the soil with field cultivators, discs, or spring tooth harrows at any time within 14 days prior to planting. Improper incorporation, excessive crop residues, or poor soil tilth may result in erratic, streaked or otherwise unsatisfactory weed control. Avoid moving or shaping soil after incorporation.

Preemergence Surface: BREAKFREE® ATZ LITE and certain tank mixes may be applied to the soil surface as a broadcast or banded application. Precipitation or sprinkler irrigation of at least 0.25 inch is required to bring BREAKFREE® ATZ LITE into contact with germinating seeds. If rain or sprinkler irrigation does not occur within 7 days after application, weed control may be improved by using a rotary hoe, or similar device, to incorporate the herbicide. The device used should be run at a shallow depth to prevent disturbing the corn seed. Do not remove BREAKFREE® ATZ LITE from the weed control zone or dilute it with untreated soil.

Postplant-Preemergence: BREAKFREE® ATZ LITE may be applied immediately after planting but prior to corn emergence. If rain or sprinkler irrigation does not occur within 7 days after application, weed control may be improved by using a rotary hoe, or similar device, to shallowly incorporate the herbicide. Do not disturb the germinating corn. Do not remove BREAKFREE® ATZ LITE from the weed control zone or dilute it with untreated soil.

Banding-Preemergence: BREAKFREE® ATZ LITE may be applied in a 10 to 14 inch band after corn planting but prior to corn emergence. If rain or sprinkler irrigation does not occur within 7 days after application, weed control may be improved by using a rotary hoe or similar device to incorporate the herbicide. Do not disturb the germinating corn. Do not remove BREAKFREE® ATZ LITE from the weed control zone or dilute it with untreated soil.

Early Postemergence: BREAKFREE® ATZ LITE may be applied early postemergence to corn up to 11" tall. Applications must be made prior to weed seedling emergence or in a tank mixture that controls the emerged

weeds. Read and follow restrictions and directions on tank mix product labels.

Sprinkler Irrigation: Do not apply DuPont™ BREAKFREE® ATZ LITE through sprinkler irrigation systems. Use a sprinkler system only to incorporate BREAKFREE® ATZ LITE after application. After BREAKFREE® ATZ LITE has been applied, a sprinkler irrigation system set to deliver 0.25 to 0.75 inch of water per acre may be used to incorporate the product. Using more than 0.75 inch of water could result in reduced performance. On sandy soils low in organic matter, use no more than 0.5 inch of water. Do not use flood irrigation to apply or incorporate BREAKFREE® ATZ LITE.

Planting

Planting should be done as close to the time of application of BREAKFREE® ATZ LITE as possible. This allows BREAKFREE® ATZ LITE to provide effective weed control during the time it is most critical in the production of corn.

Cultivation

Cultivation should be delayed as long as possible. Should weeds develop, a shallow cultivation or rotary hoeing will generally result in improved weed control. If BREAKFREE® ATZ LITE was incorporated, cultivate to a depth of less than half the depth of incorporation.

If cultivation is necessary due to soil crusting, compaction, or escaped weeds, adjust equipment to run shallow and minimize soil movement. This will decrease the possibility of diluting or moving the herbicide from the weed control zone.

Soil Texture and Organic Matter

Soils are grouped into three textural classes (coarse, medium and fine), as outlined in Table 1.

Table 1: Soil Texture Groupings for BREAKFREE® ATZ LITE Use Rate Selection.

Coarse	Medium	Fine
Sand Loamy Sand Sandy Loam	Loam Silt Silt Loam	Silty Clay Loam Sandy Clay Loam Sandy Clay Silty Clay Clay Loam Clay

Soil texture and organic matter content of the field to which the application is to be made must be determined prior to application. The use rate of BREAKFREE® ATZ LITE is determined by a combination of these two factors.

Use Rates in Conventional Tillage Systems

Table 2: BREAKFREE® ATZ LITE Use Rates (qt/acre) by Soil Texture and Organic Matter Content in Conventional Tillage Systems.

The following use rates are for preplant incorporated, preemergence, and early postemergence applications (see Application Timing and Methods). Consult Table 3 if no-till applications are made or the product is applied more than 14 days prior to planting under conventional tillage.

Soil Texture	Soil Organic Matter Content	
	Less than 3%	3% or Greater
Coarse	1.6 - 1.8	1.8 - 2.0
Medium	1.8 - 2.1	1.9 - 2.1
Fine	1.9 - 2.2	1.9 - 3.0

Organic Matter: If the organic matter content of the soil is at the lower end of the range, use the lower rates in the rate range provided in Table 2. If the organic matter content is at the upper end of the range, use the higher rates.

Weed Infestation: If the weed infestation is lighter, use a rate at the lower end of the rate range for the soil texture and organic matter content. If the weed infestation is heavier, use the higher rates in the rate range for the soil conditions.

Use Rates for Reduced Tillage Systems

BREAKFREE® ATZ LITE may be used in reduced or no-tillage systems. Applications may be made from up to 30 days prior to planting or after planting but before the corn emerges. Optimal weed control will be obtained when applications are made as close to planting as possible but before the corn emerges. It is recommended that a burndown herbicide such as "Durango" DMA or 2,4-D be tank mixed with BREAKFREE® ATZ LITE in reduced or no-tillage systems to control emerged weeds.

Table 3: BREAKFREE® ATZ LITE Use Rates † (qt/acre) by Soil Texture in Reduced or No-Tillage Systems

Soil Texture	Time Of Application Relative To Planting		
	Greater Than 14 Days Before Planting	Less Than 14 Days Before Planting or After Planting But Prior to Corn Emergence	After Planting and/or Corn Emergence
Coarse	Do not apply more than 14 days before planting on coarse textured soils	1.6 - 1.9	1.6 - 1.9
Medium	1.8 - 2.5	1.8 - 2.1	1.8 - 2.1
Fine	2.1 - 3.0	1.9 - 3.0	1.9 - 2.5

Band Applications

For band applications, use row and bandwidth measurements (inches) to calculate the amount of BREAKFREE® ATZ LITE to be applied per acre as follows:

$$\frac{\text{Band width in inches}}{\text{Row width in inches}} \times \text{Rate per acre for a broadcast treatment} = \text{Amount of BREAKFREE™ ATZ LITE to apply per acre}$$

Weeds Controlled

BREAKFREE® ATZ LITE applied as directed in this label will control or partially control the weeds listed in Table 4. Additional weeds may be controlled with tank mixes. See the "Tank Mix Combinations" section of this label for tank mix recommendations. Always consult the tank mix product labels for specific use rates and directions. Always follow the most restrictive label when tank mixing

DuPont™ BREAKFREE® ATZ LITE with another product. BREAKFREE® ATZ LITE may be tank mixed with any other registered corn product as long as compatibility is verified and it is not prohibited by the label of the tank mix product. Note: This product contains atrazine and thus may not control weeds that are known or suspected to be triazine resistant.

Table 4: Weeds Controlled or Partially Controlled by BREAKFREE® ATZ LITE at Recommended Use Rates.

Grasses and Sedges C = Control PC = Partial Control		Broadleaves C = Control PC = Partial Control	
barnyardgrass	C	beggarweed, Florida	C
crabgrass spp.	C	carpetweed	C
crowfootgrass	C	cocklebur (2)	PC
cupgrass, southwestern	C	galinsoga	C
cupgrass, woolly	PC	jimsonweed	C
foxtail, giant	C	kochia	PC
foxtail, green	C	lambsquarters, common	C
foxtail, robust	C	morningglory spp.	C
(purple, white)	C	nightshade, black	C
foxtail, yellow	C	nightshade, hairy	C
goosegrass	C	pigweed, redroot	C
johnsongrass, seedling	PC	purslane, common	C
millet, foxtail	C	pusley, Florida	C
millet, wild proso	PC	ragweed, common	C
nutsedge, yellow (1,2)	C	ragweed, giant	PC
panicum, browntop	C	sicklepod	C
panicum, fall	C	sida, prickly	C
panicum, Texas	C(3)	smartweed spp.	C
rice, red	C	velvetleaf (2)	PC
sandbur, field	PC	waterhemp, tall	C
shattercane	PC		
signalgrass, broadleaf	C(3)		
sprangletop, red	C		
witchgrass	C		

- (1) For best control of yellow nutsedge use preplant incorporation or tank mix with additional Surpass EC or atrazine.
- (2) Activity may be reduced under dry conditions or following early (more than 14 days) preplant applications. Sequential herbicides or additional atrazine may be needed for complete control.
- (3) Best control is achieved when BREAKFREE® ATZ LITE is applied within 5 days of planting and rainfall occurs shortly after application or mechanical incorporation is used to activate the herbicide. If rainfall does not occur within 7 days after application, shallow cultivation will enhance activity. Excessive rainfall after application may reduce control. Under adverse weather conditions and/or heavy infestations, a cultivation or follow-up herbicide may be needed.

BREAKFREE® ATZ LITE Tank Mix Combinations

When tank mixing or sequentially applying atrazine or products containing atrazine to corn, the total pounds of atrazine applied (lb ai/A) must not exceed 2.5 pounds of active ingredient per year.

Use of Spray Adjuvants

BREAKFREE® ATZ LITE is a preemergence herbicide for which spray adjuvants have little or no effect on performance. However, several herbicides used in tank mixtures with BREAKFREE® ATZ LITE require use of adjuvants to aid in the burndown of emerged weeds. Use only those adjuvants recommended on tank mix product labels and approved for agricultural crop use. Adjuvants and/or low rate liquid fertilizers (28%, 30% or 32% UAN)

or ammonium sulfate (AMS) may be used with tank mixes applied preplant or preemergence to the crop. Note: Do not use liquid fertilizer as the carrier when BREAKFREE® ATZ LITE is applied postemergence to corn as severe injury may result. The addition of liquid fertilizers used as adjuvants with BREAKFREE® ATZ LITE tank mixes applied postemergence to corn under environmental stress conditions may result in significant crop injury and should be avoided if the risk of crop injury is unacceptable.

Preemergence Tank Mix Combinations

Tank mix combinations may be used in either conventional, reduced or no-till systems and be applied by the same methods and at the same timings as BREAKFREE® ATZ LITE unless otherwise specified in the tank mix product label.

When tank mixing BREAKFREE® ATZ LITE with atrazine, do not exceed the maximum allowable rate of atrazine in your county or state. In some atrazine management areas, atrazine is more restricted. Consult your county extension office or state university for further information.

Conventional Tillage Corn (DuPont™ BREAKFREE® ATZ LITE Plus):

Tank Mix Herbicide †	Comments
Atrazine 4L	<ul style="list-style-type: none"> • Preplant surface, preplant incorporated, preemergence. If emerged weeds are greater than 1.5 inches tall at the time of application, add an appropriate postemergence herbicide • Longer growing season areas • High rainfall areas • Heavy broadleaf weed pressure
“Balance” Pro	<ul style="list-style-type: none"> • Not labeled in all states; please refer to the Balance Pro label for precautionary statements, directions for use, geographic and other restrictions • Field corn only • Refer to the use rates section for BREAKFREE® ATZ LITE for minimum use rates
“Hornet” WDG	<ul style="list-style-type: none"> • Tank mixing 3.0 – 4.0 oz/acre Hornet® WDG herbicide provides consistent control of velvetleaf, lambsquarters, pigweed species, waterhemp and triazine resistant varieties of these species. Will also provide improved control of cocklebur, common ragweed, giant ragweed, common sunflower and jimsonweed.
“Princep” 4L	<ul style="list-style-type: none"> • Improve crabgrass or fall panicum control.
“Python” WDG	<ul style="list-style-type: none"> • Tank mixing 0.8 – 1.0 oz/acre Python® WDG herbicide provides consistent control of velvetleaf, lambsquarters, pigweed species, waterhemp and triazine resistant varieties of these species.
DuPont™ BREAKFREE®	<ul style="list-style-type: none"> • Tank mix 1 pt/acre for enhanced grass and nutsedge control
† Formulations that are not listed may be used: Perform a compatibility test and check the label of the tank mix product label for application rates, applicable use directions, precautions and limitations.	

Reduced or No-Tillage Corn (BREAKFREE® ATZ LITE Plus):

Tank Mix Herbicide †	Comments
Atrazine 4L	<ul style="list-style-type: none"> • Longer growing season areas • High rainfall areas • Heavy broadleaf weed pressure • If emerged weeds are greater than 1.5 inches tall at the time of application, add an appropriate postemergence herbicide
“Balance” Pro	<ul style="list-style-type: none"> • Not labeled in all states; refer to the label for Balance Pro label for precautionary statements, directions for use, geographic and other use restrictions • Field corn only • Refer to use rate section for BREAKFREE® ATZ LITE for minimum use rates
“Banvel”/“Clarity” “Marksman”	<ul style="list-style-type: none"> • Apply preplant or preemergence in reduced/ no-till systems for burndown of existing weeds • Preemergence on all soils; medium and fine textured with >2% OM
“Durango” DMA, “Roundup” WeatherMAX, “Touchdown”	<ul style="list-style-type: none"> • Burndown existing weeds
“Gramoxone” Max	<ul style="list-style-type: none"> • Control annuals, suppress perennials
“Pendimax”/“Prowl”	<ul style="list-style-type: none"> • Preemergence to early postemergence (up to 3" tall corn) but before weeds are more than 1" tall.
“Princep” 4L	<ul style="list-style-type: none"> • Improved crabgrass or fall panicum control
BREAKFREE®	<ul style="list-style-type: none"> • Enhanced grass and nutsedge control
2,4-D	<ul style="list-style-type: none"> • Burndown existing weeds
† Formulations that are not listed may be used: Perform compatibility test and check the product label for directions and precautions.	

BREAKFREE® ATZ LITE and “Durango” DMA, 2,4-D

In reduced or no-tillage corn, “Durango” DMA, Roundup WeatherMAX, Gramoxone Max, Touchdown, and/or 2,4-D

can be used to burn down existing weeds. Burndown herbicides should be applied to emerged weeds when they are small; weeds less than 6 inches in height are easiest to control. Consult the burndown product labels for further information on weeds controlled.

Postemergence Tank Mix Combinations

DuPont™ BREAKFREE® ATZ LITE may be applied before, with, or following the use of one or more of the following herbicides: 2,4-D Ester, DuPont™ ACCENT® Q, “Aim”, atrazine, “Banvel”, DuPont™ BASIS®, “Beacon”, “Buctril”, “Buctril”/atrazine, “Clarity”, “Distinct”, “Exceed”, “Hornet” WDG, “Liberty”, “Lightning”, “Marksman”, “Peak”, “Permit”, “Princep”, “Prowl”, “Pendimax”, “Pursuit”, DuPont™ RESOLVE® Q, “Resource”, “Spirit”, and DuPont™ STEADFAST® Q. Refer to the tank mix product label(s) regarding use directions, precautions and restrictions, and the list of weeds controlled. BREAKFREE® ATZ LITE may be tank mixed with any product approved for use on corn unless it is prohibited on the tank mix product label. Note: Do not use liquid fertilizer as the carrier when BREAKFREE® ATZ LITE is applied postemergence to corn as severe injury may result. The addition of liquid fertilizers used as adjuvants

with BREAKFREE® ATZ LITE tank mixes applied postemergence to corn under environmental stress conditions may result in significant crop injury and should be avoided if the risk of crop injury is unacceptable.

When tank mixed, refer to the tank mix product label and follow the additional use directions given in this table:

BREAKFREE® ATZ LITE can be applied to corn up to 11" tall.

Postemergence Tank Mixes (BREAKFREE® ATZ LITE Plus):

Tank Mix Herbicide	Rate	Comments
“Hornet” WDG	2-5 oz/acre	<ul style="list-style-type: none"> Always add NIS at 0.25% v/v or COC at 1% v/v.
“Aim” herbicide	0.3 oz/acre	<ul style="list-style-type: none"> Always add a NIS at 0.25% v/v.
“Banvel”	0.5 - 1.0 pt/acre	<ul style="list-style-type: none"> Early postemergence up to 8" tall corn on all soils. If grasses are more than 2- leaf stage, combine with another herbicide to control these weeds.
“Clarity”	0.5 - 1.0 pt/acre	
“Marksman”	2 - 3.5 pt/acre	
“Buctril”	1.5 pt/acre	<ul style="list-style-type: none"> Refer to product label for use directions. Refer to label for Shotgun herbicide for timing and use directions.
“Buctril”/atrazine	2.0 pt/acre	
“Shotgun” herbicide	2 - 3 pt/acre	
Atrazine	0.5 - 2.0 lb ai/acre	<ul style="list-style-type: none"> Preplant surface, preplant incorporated, preemergence or early postemergence (up to 8" tall corn). If emerged weeds are greater than 1.5 inches tall at the time of application, add an appropriate postemergence herbicide. Note: The maximum atrazine application rate for corn is 2.5 pounds atrazine active ingredient per acre per calendar year.
“Distinct”	4.0 - 6.0 oz/acre	<ul style="list-style-type: none"> Always add a NIS at 0.25% v/v and 1.25% UAN. Can be applied up to 10-inch corn.
“Exceed”	1.0 oz/acre	<ul style="list-style-type: none"> Always add crop oil concentrate at 1% v/v. See label for geographic restrictions.
“Liberty”	16 - 28 oz/acre	<ul style="list-style-type: none"> For use on liberty tolerant corn only. Apply to grass and broadleaves up to 6" tall. Do not add additional surfactant.
“Lightning”	1.28 oz/acre	<ul style="list-style-type: none"> For use on Clearfield corn only. Use a NIS at 25%v/v and a liquid nitrogen fertilizer at 1 - 2 qt per acre or ammonium sulfate at 2.5 lb per acre.
“Pendimax”/“Prowl”	1.8 - 3.6 pt/acre	<ul style="list-style-type: none"> Preemergence to early postemergence (up to 3" tall corn) but before weeds are more than 1" tall.
“Princep”	1.0 - 3.0 lb ai/acre	<ul style="list-style-type: none"> Preplant surface, preplant incorporated, preemergence to corn.

<p>"Pursuit" 2.5L "Pursuit" 70DG</p>	<p>4.0 fl oz/acre 1.4 fl oz/acre</p>	<ul style="list-style-type: none"> • Use only on Clearfield varieties. • Apply preplant surface, preplant incorporated, preemergence or early postemergence (up to 3" tall weeds). 																
<p>"Resource"</p>	<p>4.0 - 6.0 oz/acre</p>	<ul style="list-style-type: none"> • Apply to weeds less than 5" tall. Add a crop oil concentrate at 1 - 2 pt/acre and either 28% nitrogen at 2% v/v or ammonium sulfate at 2.5 lb/acre. May cause some burn or spotting to corn leaves. 																
<p>"Spirit"</p>	<p>1.0 oz/acre</p>	<ul style="list-style-type: none"> • Always add crop oil concentrate at 1% v/v. • See label for geographic restrictions. 																
<p>2,4-D Ester</p>	<p>See Label</p>	<ul style="list-style-type: none"> • Apply preplant surface or preemergence to control emerged broadleaf weeds in corn. 																
<p>DuPont™ ACCENT® Q "Beacon" DuPont™ BASIS® DuPont™ STEADFAST® Q DuPont™ RESOLVE® Q</p>	<p>0.45 - 0.90 oz/acre 0.76 oz/acre 0.33 - 1.0 oz/acre 1.50 oz/acre 1.50 oz/acre</p>	<ul style="list-style-type: none"> • Minimum DuPont™ BREAKFREE® ATZ LITE use rates (qt/acre): <table border="1" style="margin-left: 20px;"> <thead> <tr> <th>Soil</th> <th><3%OM</th> <th>3-7%OM</th> <th>>7%OM</th> </tr> </thead> <tbody> <tr> <td>Coarse</td> <td>1.4</td> <td>1.4</td> <td>1.8</td> </tr> <tr> <td>Medium</td> <td>1.4</td> <td>1.4 - 1.6</td> <td>1.9 - 2.1</td> </tr> <tr> <td>Fine</td> <td>1.4</td> <td>1.4 - 1.6</td> <td>2.1</td> </tr> </tbody> </table> <ul style="list-style-type: none"> • Always add NIS at .25% (v/v); and in addition if applied in dry conditions, add 4% (v/v) clear liquid fertilizer. • Banvel, Clarity, Marksman, Buctril, Buctril/ atrazine may be added to this mixture to provide burndown and residual control of broadleaf weeds. 	Soil	<3%OM	3-7%OM	>7%OM	Coarse	1.4	1.4	1.8	Medium	1.4	1.4 - 1.6	1.9 - 2.1	Fine	1.4	1.4 - 1.6	2.1
Soil	<3%OM	3-7%OM	>7%OM															
Coarse	1.4	1.4	1.8															
Medium	1.4	1.4 - 1.6	1.9 - 2.1															
Fine	1.4	1.4 - 1.6	2.1															

Appendix I

Procedure for Testing the Compatibility of DuPont™ BREAKFREE® ATZ LITE and Tank Mixes with Fluid Fertilizers.

Since fluid fertilizers vary, the following procedure is suggested for determining whether BREAKFREE® ATZ LITE may be combined with a specific fluid fertilizer for spray tank application.

Materials Needed:

- BREAKFREE® ATZ LITE and any tank mix products.
- Fluid fertilizer to be used.
- Adjuvant for fertilizer tank mix: Use any adjuvant cleared for use on growing crops under 40 CFR 180.1001 to improve the compatibility of BREAKFREE® ATZ LITE with fluid fertilizers. The adjuvant that provides the best emulsification depends on the specific fertilizer under consideration.
- Two 1 quart, wide mouth glass jars with lid or stopper.
- Measuring spoons (a 25 ml pipette or graduated cylinder provides more accurate measurement).
- Measuring cup, 8 ounces (257 ml).

Procedure:

1. Pour a pint (about 473 ml) of the fluid fertilizer into each of the quart jars.
2. Add BREAKFREE® ATZ LITE and any tank mix combination to the jars. The order of addition is wettable powders first with mixing, followed by flowables with mixing and the EC's last. The rate of wettable powders and dry flowables is 1 1/2 teaspoon per pound of product per acre to be applied. EC's should be added at the rate of 1/2 teaspoon for each pint per acre to be applied. Premixing the wettable powders in 1 ounce of water before adding to the pint of fluid fertilizer will improve the compatibility of the final mixture.
3. Add 1/2 teaspoon (2 ml) adjuvant to one of the jars, label it as "with", and mix. The rate of 1/2 teaspoon per pint is equal to 3 pints of adjuvant per 100 gallons of fluid fertilizer.
4. Close both jars with lids or stoppers and mix the contents by turning the jars upside down ten times.
5. Inspect the surface and body of the mixtures:
 - (a) Immediately after completing the jar inversions
 - (b) After allowing the jars to stand quietly for 30 minutes
 - (c) And then again after turning the jars upside down 10 times after the 30-minute inspection

Evaluation:

If either mixture remains uniform for 30 minutes, the combination may be used. Should either mixture separate after 30 minutes, but readily remix uniformly with 10 jar inversions, the mixture can be used if adequate agitation is maintained in the tank. If the mixture with adjuvant is satisfactory but the mixture without adjuvant is not, be sure to use the adjuvant in the spray tank. Add the adjuvant first at a rate of 3 pints per 100 gallons of fluid fertilizer.

Foaming may be minimized by using only moderate agitation. If non-dispersible oil, sludge, or clumps of solids form in the mixtures, the combination should not be used.

Appendix II

Dry Bulk Fertilizer Impregnation

Impregnation of bulk fertilizer is restricted to commercial facilities. On-farm fertilizer impregnation is prohibited. No more than 500 tons of bulk fertilizer can be impregnated per day. No single facility may impregnate fertilizer with this product for more than 30 days per calendar year.

The commercial facility impregnating the dry bulk fertilizer must inform, in writing, the user (applicator) of the dry bulk fertilizer that:

- Applicator must wear long-sleeved shirt, long pants, shoes, and socks
- The restricted entry interval is 12 hours.

All individual state regulations relating to dry bulk fertilizer blending, registration, labeling and application are the responsibility of the individual and/or company selling the BREAKFREE® ATZ LITE or BREAKFREE® ATZ LITE plus atrazine.

When applying BREAKFREE® ATZ LITE alone or in tank mixes with dry bulk fertilizers, follow all directions for use and precautions on the respective tank mix product labels regarding rates, soil texture, application methods and rotational restrictions. Use a minimum of 200 pounds dry fertilizer per acre.

Table 5: Approved Dry Fertilizer Ingredients for Use with BREAKFREE® ATZ LITE.

Fertilizer	N	P	K
Ammonium Phosphate-Sulfate	16	20	0
Ammonium Sulfate	21	0	0
Diammonium Phosphate	18	46	0
Monoammonium Phosphate	11	56	0
Potassium Chloride	0	0	60
Potassium Sulfate	0	0	52
Urea†	45	0	0

† Some ureas may be phytotoxic when high rates are applied to corn. Use only urea rates known to be safe for corn application.

For impregnating the pesticides on dry fertilizers, use an appropriate mixer equipped with suitable spraying equipment. The spray nozzles should be positioned inside the mixer to provide uniform spray coverage of the tumbling fertilizer. The BREAKFREE® ATZ LITE should be sprayed uniformly onto the fertilizer using a fine spray pattern. Tank mix components may be applied as separate ingredients with powders and dry flowables added first or they may be mixed in a slurry in the proper ratio and added jointly. BREAKFREE® ATZ LITE may also be impregnated on the go and applied with pneumatic applicators.

The following table provides a reference to determine the amount of DuPont™ BREAKFREE® ATZ LITE to be mixed per ton of dry bulk fertilizer for a range of herbicide rates.

		BREAKFREE® ATZ LITE Fertilizer Impregnation Rate Conversion Table		
		Quarts of BREAKFREE® ATZ LITE per Ton of Fertilizer to Deliver:		
Fertilizer Rate (lb per acre)	Acres (per ton)	1.6 qt/acre	2.0 qt/acre	3.0 qt/acre
200	10	16.0	20.0	30.0
250	8	12.8	16.0	24.0
300	6.7	9.1	13.3	20.0
350	5.7	12.6	11.4	17.1
400	5	8.0	10.0	15.0
450	4.5	7.1	8.9	13.3

To determine the amount of BREAKFREE® ATZ LITE needed for other fertilizer rates, use the following formula:

$$\frac{\text{BREAKFREE® ATZ LITE (qts/A)} \times 2000}{\text{Pounds of fertilizer/acre}} = \frac{\text{Qts of BREAKFREE® ATZ LITE}}{\text{per ton of fertilizer}}$$

If the herbicide/fertilizer mixture is too wet, use of a drying agent is required to provide a dry, free-flowing mixture. For mixtures to be used in spinning-disc applicators, Micro-Cel E calcium silicate powder (Manville, Filtration & Minerals) is recommended for use as a drying agent. Mixtures to be used in pneumatic applicators should use Micro-Cel E or Agsorb 16/30 RVM-MS granular clay (Oil-Dri Corporation). The drying agents should be added separately and uniformly to the prepared pesticide/fertilizer mixture, in a quantity that is sufficient to provide a suitable free-flowing mixture. Generally, less than 2% Micro-Cel E or 5% Agsorb 16/30 RVM-MS by weight is required.

Precaution: To avoid potential for explosion, do not impregnate BREAKFREE® ATZ LITE on ammonium sorbate nitrate, potassium nitrate, or sodium nitrate fertilizer or fertilizer blends. Do not impregnate on single (0-20-0) or triple (0-46-0) super phosphate. Do not impregnate on agricultural limestone because the BREAKFREE® ATZ LITE will not be absorbed.

STORAGE AND DISPOSAL

Do not contaminate water, food, or feed by storage or disposal.

Pesticide Storage: Store in original container only. Keep container closed when not in use. Do not store near food or feed. In case of spill or leak on floor or paved surfaces, soak up with vermiculite, earth, or synthetic absorbent.

Pesticide Disposal: Pesticide wastes are toxic. Improper disposal of excess pesticide, spray mixture, or rinsate is a violation of Federal law. If these wastes cannot be disposed of by use according to label instructions, contact your State Pesticide or Environmental Control Agency or the Hazardous Waste Representative at the nearest EPA Regional Office for guidance.

CONTAINER HANDLING:

Refer to the Net Contents section of this product's labeling for the applicable "Nonrefillable Container" or "Refillable Container" designation.

Nonrefillable Plastic and Metal Containers (Capacity Equal to or Less Than 5 Gallons):

Nonrefillable container. Do not reuse or refill this container. Triple rinse container (or equivalent) promptly after emptying. Triple rinse as follows: Empty the remaining contents into application equipment or a mix tank and drain for 10 seconds after the flow begins to drip. Fill the container 1/4 full with water and recap. Shake for 10 seconds. Pour rinsate into application equipment or a mix tank or store rinsate for later use or disposal. Drain for 10 seconds after the flow begins to drip. Repeat this procedure two more times. Then, for Plastic Containers, offer for recycling if available or puncture and dispose of in a sanitary landfill, or by incineration. Do not burn, unless allowed by state and local ordinances. For Metal Containers, offer for recycling if available or reconditioning if appropriate, or puncture and dispose of in a sanitary landfill, or by other procedures approved by state and local authorities.

Nonrefillable Plastic and Metal Containers (Capacity Greater Than 5 Gallons):

Nonrefillable container. Do not reuse or refill this container. Triple rinse container (or equivalent) promptly after emptying. Triple rinse as follows: Empty the remaining contents into application equipment or a mix tank. Fill the container 1/4 full with water. Replace and tighten closures. Tip container on its side and roll it back and forth, ensuring at least one complete revolution, for 30 seconds. Stand the container on its end and tip it back and forth several times. Turn the container over onto its other end and tip it back and forth several times. Empty the rinsate into application equipment or a mix tank or store rinsate for later use or disposal. Repeat this procedure two more times. Then for Plastic Containers, offer for recycling if available or puncture and dispose of in a sanitary landfill, or by incineration. Do not burn, unless allowed by state and local ordinances. For Metal Containers, offer for recycling if available or reconditioning if appropriate, or puncture and dispose of in a sanitary landfill, or by other procedures approved by state and local authorities.

Nonrefillable Plastic and Metal Containers, e.g., Intermediate Bulk Containers [IBC] (Size or Shape Too Large to be Tipped, Rolled or Turned Upside Down): Nonrefillable container: Do not reuse or refill this container. Clean container promptly after emptying the contents from this container into application equipment or mix tank and before final disposal using the following pressure rinsing procedure. Insert a lance fitted with a suitable tank cleaning nozzle into the container and ensure that the water spray thoroughly covers the top, bottom and all sides inside the container. The nozzle manufacturer generally provides instructions for the appropriate spray pressure, spray duration and/or spray volume. If the manufacturer's instructions are not available, pressure rinse the container for at least 60 seconds using a minimum pressure of 30 PSI with a minimum rinse volume of 10% of the container volume. Drain, pour or pump rinsate into application equipment or rinsate collection system. Repeat this pressure rinsing procedure two more times. Then, for Plastic Containers, offer for recycling if available or puncture and dispose of in a sanitary landfill, or by incineration. For Metal Containers, offer for recycling if available or reconditioning if appropriate or puncture and dispose of in a sanitary landfill, or by other procedures approved by state and local authorities.

Do not transport if container is damaged or leaking. If the container is damaged, leaking or obsolete, or in the event of a major spill, fire or other emergency, contact DuPont at 1-800-441-3637, day or night.

Do not transport if container is damaged or leaking. If the container is damaged, leaking or obsolete, or in the event of a major spill, fire or other emergency, contact DuPont at 1-800-441-3637, day or night.

All Refillable Containers: Refillable container. Refilling Container: Refill this container with DuPont™ BREAKFREE® ATZ LITE herbicide containing acetohlor and atrazine only. Do not reuse this container for any other purpose. Cleaning before refilling is the responsibility of the refiller. Prior to refilling, inspect carefully for damage such as cracks, punctures, abrasions, worn out threads and closure devices. If damage is found, do not use container, contact DuPont at the number below for instructions. Check for leaks after refilling and before transporting. If leaks are found, do not reuse or transport container, contact DuPont at the number below for instructions. Disposing of Container: Do not reuse this container for any other purpose other than refilling (see preceding). Cleaning the container before final disposal is the responsibility of the person disposing of the container. To clean the container before final disposal, use the following pressure rinsing procedure. Insert a lance fitted with a suitable tank cleaning nozzle into the container and ensure that the water spray thoroughly covers the top, bottom and all sides inside the container. The nozzle manufacturer generally provides instructions for the appropriate spray pressure, spray duration and/or spray volume. If the manufacturer's instructions are not available, pressure rinse the container for at least 60 seconds using a minimum pressure of 30 PSI with a minimum rinse volume of 10% of the container volume. Drain, pour or pump rinsate into application equipment or rinsate collection system. Repeat this pressure rinsing procedure two more times. Then, for Plastic Containers, offer for recycling if available or puncture and dispose of in a sanitary landfill, or by incineration. Do not burn, unless allowed by state and local ordinances. For Metal Containers, offer for recycling if available or reconditioning if appropriate, or puncture and dispose of in a sanitary landfill, or by other procedures approved by state and local authorities.

Do not transport if container is damaged or leaking. If the container is damaged, leaking or obsolete, or in the event of a major spill, fire or other emergency, contact DuPont at 1-800-441-3637, day or night.

NOTICE TO BUYER: Purchase of this material does not confer any rights under patents of countries outside of the United States.

The DuPont Oval Logo, DuPont™, BREAKFREE®, ACCENT®, BASIS®, and STEADFAST® are trademarks or registered trademarks of E. I. duPont de Nemours and Company

"Balance", "Buctril" and "Liberty" are trademarks or registered trademarks of Bayer CropScience

"Banvel", "Clarity", "Distinct", "Lightning", "Marksman", "Prowl", and "Pursuit" are trademarks or registered trademarks of BASF Ag Products

"Beacon", "Exceed", "Gramoxone Max", "Peak", "Princep", "Spirit" and "Touchdown" are trademarks or registered trademarks of Syngenta Crop Protection Inc.

"Roundup Ultra Max" is a registered trademark of Monsanto Technology LLC

"Durango", "Glyphomax", "Hornet", "Pendimax" and "Python" are trademarks or registered trademarks of Dow AgroSciences LLC

"Shotgun" is a trademark of Loveland, Products, Inc.

"Permit" is a registered trademark of Nissan Chemical Industries, Inc.

"Resource" is a registered trademark of Valent U.S.A. Corporation

"Aim" is a trademark of FMC Corporation

D - 1524 022210

16
16

LIMITATION OF WARRANTY AND LIABILITY

NOTICE: Read this Limitation of Warranty and Liability Before Buying or Using This Product. If the Terms Are Not Acceptable, Return the Product at Once, Unopened, and the Purchase Price Will Be Refunded.

It is impossible to eliminate all risks associated with the use of this product. Such risks arise from weather conditions, soil factors, off target movement, unconventional farming techniques, presence of other materials, the manner of use or application, or other unknown factors, all of which are beyond the control of DuPont. These risks can cause: ineffectiveness of the product, crop injury, or injury to non-target crops or plants. **WHEN YOU BUY OR USE THIS PRODUCT, YOU AGREE TO ACCEPT THESE RISKS.**

DuPont warrants that this product conforms to the chemical description on the label thereof and is reasonably fit for the purpose stated in the Directions for Use, subject to the inherent risks described above, when used in accordance with the Directions for Use under normal conditions.

TO THE EXTENT CONSISTENT WITH APPLICABLE LAW, DUPONT MAKES NO OTHER EXPRESS OR IMPLIED WARRANTY OF FITNESS OR OF MERCHANTABILITY OR ANY OTHER EXPRESS OR IMPLIED WARRANTY. TO THE EXTENT CONSISTENT WITH APPLICABLE LAW, IN NO EVENT SHALL DUPONT OR SELLER BE LIABLE FOR ANY INCIDENTAL, CONSEQUENTIAL OR SPECIAL DAMAGES RESULTING FROM THE USE OR HANDLING OF THIS PRODUCT. BUYER'S OR USER'S BARGAINED-FOR EXPECTATION IS CROP PROTECTION. TO THE EXTENT CONSISTENT WITH APPLICABLE LAW, THE EXCLUSIVE REMEDY OF THE USER OR BUYER AND THE EXCLUSIVE LIABILITY OF DUPONT OR SELLER, FOR ANY AND ALL CLAIMS, LOSSES, INJURIES OR DAMAGES (INCLUDING CLAIMS BASED ON BREACH OF WARRANTY OR CONTRACT, NEGLIGENCE, TORT OR STRICT LIABILITY), WHETHER FROM FAILURE TO PERFORM OR INJURY TO CROPS OR OTHER PLANTS, AND RESULTING FROM THE USE OR HANDLING OF THIS PRODUCT, SHALL BE THE RETURN OF THE PURCHASE PRICE OF THE PRODUCT, OR AT THE ELECTION OF DUPONT OR SELLER, THE REPLACEMENT OF THE PRODUCT.

To the extent consistent with applicable law that allows such requirement, DuPont or its Ag Retailer must have prompt notice of any claim so that an immediate inspection of buyer's or user's growing crops can be made. Buyer and all users shall promptly notify DuPont or a DuPont Ag Retailer of any claims, whether based on contract, negligence, strict liability, other tort or otherwise, or be barred from any remedy.

This Limitation of Warranty and Liability may not be amended by any oral or written agreement.

ACCEPTED
with COMMENTS
in EPA Letter Dated

MAY - 4 2010

Under the Federal Insecticide,
Fungicide, and Rodenticide Act
as amended, for the pesticide
registered under EPA Reg. No.

352-723

For product information call: 1-888-6-DUPONT

Internet address: <http://cropprotection.dupont.com/>

© 2006-2010 E. I. du Pont de Nemours and Company, 1007 Market Street, Wilmington, Delaware 19898.

All rights reserved.