

352-715

03/06/2009

1/22



UNITED STATES ENVIRONMENTAL PROTECTION AGENCY  
WASHINGTON, D.C. 20460

OFFICE OF  
PREVENTION, PESTICIDES AND  
TOXIC SUBSTANCES

Edward T. Bockrath  
U. S. Registration Coordinator  
E. I. duPont de Nemours and Company  
Stine-Haskell Research Center  
P.O. Box 30  
Newark, DE 19714

MAR -6 2009

**SUBJECT:** Applications for Pesticide Notification – Update Primary and Alternate Brand Names, and Basic Confidential Statements of Formula  
DuPont™ HARMONY® EXTRA SG Herbicide (with TotalSol® soluble granules) - Primary  
DuPont™ HARMONY® EXTRA Herbicide (with TotalSol® soluble granules) - Alternate  
EPA Reg. No. 352-714  
DuPont™ ALLY® EXTRA SG Herbicide (with TotalSol® soluble granules) - Primary  
DuPont™ ALLY® EXTRA Herbicide (with TotalSol® soluble granules) - Alternate  
EPA Reg. No. 352-715  
Applications and Basic CSFs Dated June 5, 2007

Dear Mr. Bockrath:

The Agency is in receipt of your Applications for Pesticide Notification under Pesticide Registration Notice (PRN) 98-10 for the above products. The Registration Division (RD) has conducted a review of these requests for their applicability under PRN 98-10 and finds that the actions requested fall within the scope of PRN 98-10. The Basic Confidential Statements of Formula (CSF) dated June 5, 2007 submitted with the applications of the same date are considered “acceptable”, date stamped “Notification” and will be placed in our records.

**PLEASE NOTE:** The Basic CSFs dated June 5, 2007 will supersede all previously “accepted” CSFs.

If you have any questions, please call me directly at 703-305-6249 or Terri Stowe of my staff at 703-305-6117.

Sincerely,

A handwritten signature in cursive script, appearing to read "Linda".

Linda Arrington  
Notifications & Minor Formulations Team Leader  
Registration Division (7505P)  
Office of Pesticide Programs



352-715 3/22




DuPont Crop Protection  
Stine-Haskell Research Center  
P.O. Box 30  
Newark, DE 19714-0030

**REGISTRATION ACTION: FAST TRACK REGISTRATION UPDATE**  
**FEE CATEGORY: Not Applicable    REGISTRATION FEE: Not Applicable**  
**E-Mail Contact: DuPont.USTegFee@usa.dupont.com**

June 5, 2007

Document Processing Desk  
Attn.: Mr. James A. Tompkins (Team 25)  
Office of Pesticide Programs (7504P)  
U.S. Environmental Protection Agency  
One Potomac yard, Room S-4900  
2777 S. Crystal Drive  
Arlington, VA 22202-4501



**SUBJECT: Clarification/Change of Primary Brand Name and Alternate Brand Names for "DuPont™ ALLY® EXTRA Herbicide (with TotalSol™ soluble granules)", and Updated Confidential Statement of Formula (CSF);**  
**EPA Reg. No. 352-715**

Dear Mr. Tompkins,

E.I. duPont de Nemours and Company is herein clarifying/changing the primary and alternate brand names for DuPont™ ALLY® EXTRA Herbicide (with TotalSol™ soluble granules), EPA Reg. No. 352-715. Also included with this submission, for Agency review and approval, is an updated basic formulation Confidential Statement of Formula, dated June 5, 2007, which reflects both the proposed Primary Brand Name and the EPA Reg. No. that was assigned when the product was first registered in July of 2006.

J. Tompkins  
 EPA Reg. No. 352-715  
 June 5, 2007  
 Page 2 of 2

Please update the Agency's files to reflect that the Primary Brand Name for this product registration is now "DuPont™ Ally® Extra SG Herbicide (with TotalSol® soluble granules)". The current status of alternate brand names, and the background for those names, is summarized in the table below.

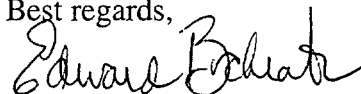
Brand Name	Current Status	Former Status / History
DuPont™ Ally® Extra SG Herbicide (with TotalSol® soluble granules)	Primary Brand Name	Alternate Brand Name submitted to the Agency via Notification on May 25, 2007
DuPont™ Ally® Extra Herbicide (with TotalSol™ soluble granules)	Alternate Brand Name 1	Primary Brand Name associated with the Initial Registration issued on July 3, 2006
DuPont™ Agility™ Herbicide (with TotalSol™ soluble granules)	Alternate Brand Name 2	Alternate Brand Name submitted to the Agency via Notification on August 14, 2006

Also enclosed, as noted above, are three (3) copies of the updated basic formulation Confidential Statement of Formula for this product for Agency review, approval, and files.

To facilitate this registration action, a completed "Application for Pesticide – Other" (EPA Form 8570-1) is included with this submission.

If you have any questions regarding this submission, please contact me at 302-366-6418, or by e-mail at [edward.t.bockrath@usa.dupont.com](mailto:edward.t.bockrath@usa.dupont.com).


Best regards,



Edward T. Bockrath  
 U.S. Registration Coordinator  
 DuPont Crop Protection



H- 5/22



**DuPont™ Ally® Extra SG**  
herbicide (with TotalSol® soluble granules)

6/22

## DUPONT™ ALLY® EXTRA SG HIGHLIGHTS

- For selective postemergence broadleaf weed control in Wheat, Barley, Triticale and Fallow.
- Apply at the rate of 0.3 to 0.5 ounces per acre (see Use Rate and Tank Mixtures).
- Apply after the crop is in the 2-leaf stage, but before the flag leaf is visible on Wheat (except Durum and Wampum varieties of Spring Wheat) Barley and Triticale.
- In Durum and Wampum varieties of Spring Wheat, apply only with 2,4-D and make applications after the crop is tillering but before the crop reaches the boot stage.
- May be applied by ground or by air.
- Use in tank mixtures with other registered herbicides for broader spectrum weed control (see Tank Mixtures).
- Consult label text for complete instructions. Always read and follow label "Directions For Use".

## TABLE OF CONTENTS

PRECAUTIONARY STATEMENTS .....1

DIRECTIONS FOR USE .....2

GENERAL INFORMATION .....2

    Environmental Conditions and Biological Activity .....2

PRODUCT MEASUREMENT .....2

FALLOW .....2

WHEAT, BARLEY AND TRITICALE .....3

    Weeds Controlled .....3

    Weeds Partially Controlled .....3

TANK MIXTURES .....3-5

SPECIFIC WEED PROBLEMS .....5

SPRAY ADJUVANTS .....6

GROUND APPLICATION .....6

AERIAL APPLICATION .....7

SEQUENTIAL APPLICATIONS .....7

CROP ROTATION .....7-12

FIELD BIOASSAY .....13

GRAZING .....13

MIXING INSTRUCTIONS .....13

SPRAY EQUIPMENT .....13

SPRAYER CLEANUP .....13

    At the End of the Day .....13

    After Spraying ALLY® EXTRA SG and before  
    Spraying Crops Other Than Wheat, Barley or Triticale 13

SPRAY DRIFT MANAGEMENT .....13-14

RESISTANCE .....14

INTEGRATED PEST MANAGEMENT .....15

PRECAUTIONS .....15

STORAGE AND DISPOSAL .....15

LIMITATION OF WARRANTY AND LIABILITY ...16



# DuPont<sup>TM</sup> Ally<sup>®</sup> Extra SG

**herbicide (with TotalSol<sup>®</sup>  
soluble granules)**

**For Use on Wheat, Barley, Triticale and Fallow.**

ALLY<sup>®</sup> EXTRA SG herbicide is a soluble granule that is used for selective postemergence weed control in wheat (including durum), barley, triticale and fallow.

<b>Active Ingredients</b>	<b>By Weight</b>
Thifensulfuron methyl	
Methyl 3-[[[(4-methoxy-6-methyl-1,3,5-triazin-2-yl) amino]carbonyl]amino]-sulfonyl]-2-thiophenecarboxylate	27.30%
Tribenuron methyl	
Methyl 2-[[[N-(4-methoxy-6-methyl-1,3,5-triazin-2-yl)methylamino]carbonyl]-amino]sulfonyl]benzoate	13.60%
Metsulfuron methyl	
Methyl 2-[[[(4-methoxy-6-methyl-1,3,5-triazin-2-yl)amino]carbonyl] amino]-sulfonyl]benzoate	10.90%
<b>Inert Ingredients</b>	<b>48.20%</b>
<b>TOTAL</b>	<b>100.00%</b>

EPA Reg. No. 352-715

**KEEP OUT OF REACH OF CHILDREN**

## CAUTION

Si usted no entiende la etiqueta, busque a alguien para que se la explique a usted en detalle. (If you do not understand this label, find someone to explain it to you in detail.)

### FIRST AID

**IF IN EYES:** Hold eye open and rinse slowly and gently with water for 15-20 minutes. Remove contact lenses, if present, after the first 5 minutes, then continue rinsing eye. Call a poison control center or doctor for treatment advice.

**IF ON SKIN OR CLOTHING:** Take off contaminated clothing. Rinse skin with plenty of water for 15-20 minutes. Call a poison control center or doctor for treatment advice.

Have the product container or label with you when calling a poison control center or doctor, or going for treatment. You may also contact 1-800-441-3637 for emergency medical treatment information.

### PRECAUTIONARY STATEMENTS

#### HAZARDS TO HUMANS AND DOMESTIC ANIMALS

**CAUTION!** Causes moderate eye irritation. Harmful if absorbed through skin. Avoid contact with eyes, skin, or clothing. Prolonged or frequently repeated skin contact may cause allergic reactions in some individuals. Wash thoroughly with soap and water after handling.

#### PERSONAL PROTECTIVE EQUIPMENT

Some of the materials that are chemical-resistant to this product are listed below. If you want more options, follow the instructions for Category A on an EPA chemical-resistance category selection chart.

#### Applicators and other handlers must wear:

Long-sleeved shirt and long pants.

Chemical resistant gloves, Category A (such as butyl rubber, natural rubber, neoprene rubber, or nitrile rubber), all  $\geq 14$  mils.

Shoes plus socks.

Follow manufacturer's instructions for cleaning/maintaining PPE. If no such instructions for washables, use detergent and hot water. Keep and wash PPE separately from other laundry.

#### USER SAFETY RECOMMENDATIONS

**USERS SHOULD:** Wash hands before eating, drinking, chewing gum, using tobacco or using the toilet.

#### ENVIRONMENTAL HAZARDS

Do not apply directly to water, or to areas where surface water is present, or to intertidal areas below the mean high water mark. Do not contaminate water when cleaning equipment or disposing of equipment washwaters.

## PESTICIDE HANDLING

- Calibrate sprayers only with clean water away from the well site.
- Make scheduled checks of spray equipment.
- Ensure that all operation employees accurately measure pesticides.
- Mix only enough product for the job at hand.
- Avoid overfilling of spray tank.
- Do not discharge excess material on the soil at a single spot in the field, grove, or mixing/loading station.
- Avoid storage of pesticides near well sites.

## DIRECTIONS FOR USE

It is a violation of Federal law to use this product in a manner inconsistent with its labeling.

Do not apply this product in a way that will contact workers or other persons, either directly or through drift. Only protected handlers may be in the area during application. For any requirements specific to your State or Tribe, consult the agency responsible for pesticide regulation.

### AGRICULTURAL USE REQUIREMENTS

Use this product only in accordance with its labeling and with the Worker Protection Standard, 40 CFR part 170. This Standard contains requirements for the protection of agricultural workers on farms, forests, nurseries, and greenhouses, and handlers of agricultural pesticides. It contains requirements for training, decontamination, notification, and emergency assistance. It also contains specific instructions and exceptions pertaining to the statements on this label about personal protective equipment (PPE) and restricted-entry interval. The requirements in this box only apply to uses of this product that are covered by the Worker Protection Standard.

Do not enter or allow worker entry into treated areas during the restricted entry interval (REI) of 12 hours. PPE required for early entry to treated areas that is permitted under the Worker Protection Standard and that involves contact with anything that has been treated, such as plants, soil, or water, is:

Coveralls.

Chemical resistant gloves, Category A (such as butyl rubber, natural rubber, neoprene rubber, or nitrile rubber), all  $\geq$  14 mils.

Shoes plus socks.

DuPont™ ALLY® EXTRA SG herbicide (with TotalSol® soluble granules) should be used only in accordance with instructions on this label or in supplemental DuPont publications.

DuPont will not be responsible for losses or damages resulting from the use of this product in any manner not specified by DuPont.

ALLY® EXTRA SG is for use on wheat, barley, triticale and fallow in most states, check with your state extension service or Department of Agriculture before use, to be certain ALLY® EXTRA SG is registered in your state. ALLY® EXTRA SG is not registered for use in Alamosa, Conejos, Costilla, Rio Grande, and Saquache counties of Colorado unless use is directed otherwise by supplemental labeling.

## GENERAL INFORMATION

ALLY® EXTRA SG herbicide is a water soluble granule that is used for selective postemergence weed control in wheat (including durum), barley, triticale and fallow.

The best control is obtained when ALLY® EXTRA SG is applied to young, actively growing weeds. The degree and duration of control may depend on the following:

- weed spectrum and infestation intensity
- weed size at application
- environmental conditions at and following treatment

ALLY® EXTRA SG is noncorrosive, nonflammable, nonvolatile, and does not freeze. ALLY® EXTRA SG should be mixed and completely dissolved in water and applied as a uniform broadcast spray (See Tank Mixtures and Mixing Instructions sections for use with Liquid Nitrogen Fertilizer Solutions).

## ENVIRONMENTAL CONDITIONS AND BIOLOGICAL ACTIVITY

ALLY® EXTRA SG is absorbed through the roots and foliage of plants, rapidly inhibiting the growth of susceptible weeds. One to three weeks after postemergence application to weeds (2 to 5 weeks for wild garlic), leaves of susceptible plants appear chlorotic, and the growing point subsequently dies. In warm, moist conditions, the expression of herbicide symptoms is accelerated; in cold, dry conditions, expression of herbicide symptoms is delayed.

ALLY® EXTRA SG will provide up to 4 to 6 weeks of residual weed control. Susceptible weeds may germinate and emerge a few days after postemergence applications, but growth then ceases and leaves become chlorotic 3- 5 days after emergence. Death of leaf tissue and growing point will follow in some species, while others will remain green but stunted and noncompetitive.

ALLY® EXTRA SG provides the best control of weeds in vigorously growing crops that shade competitive weeds. Weed control in areas of thin crop stand or seeding skips may not provide satisfactory control. However, a crop canopy that is too dense at application can intercept spray and reduce weed control.

The herbicidal action of ALLY® EXTRA SG may be less effective on weeds stressed from adverse environmental conditions (such as extreme temperatures or moisture), abnormal soil conditions, or cultural practices. In addition, weeds hardened-off by drought stress are less susceptible to ALLY® EXTRA SG.

## PRODUCT MEASUREMENT

ALLY® EXTRA SG can be measured using the ALLY® EXTRA SG volumetric measuring cylinder included in the case. The degree of accuracy of this cylinder varies by  $\pm$  7.5%. For more precise measurement, use scales calibrated in ounces.

## FALLOW

### FALLOW USE RATE

Apply 0.3 to 0.5 ounces per acre of ALLY® EXTRA SG to fallow fields.

ALLY® EXTRA SG should be applied in combination with other suitable registered fallow herbicides (See TANK MIXTURES for additional information)



### Application Timing

Apply in the spring, summer or fall when the majority of weeds have emerged and are actively growing.

### TANK MIXTURES IN FALLOW

DuPont™ ALLY® EXTRA SG herbicide (with TotalSol® soluble granules) may be used as a fallow treatment, and should be tank mixed with other herbicides that are registered for use in fallow. Read and follow all manufacturers' label instructions for the companion herbicide. If those instructions conflict with this label, do not tank mix the herbicide with ALLY® EXTRA SG.

### WHEAT, BARLEY AND TRITICALE

#### USE RATE

Apply ALLY® EXTRA SG at the rate of 0.3 to 0.5 ounces per acre to wheat, barley, triticale or fallow.

Use 0.5 ounces per acre of ALLY® EXTRA SG for heavy infestation of the weeds listed under Weeds Partially Controlled when application timing and environmental conditions are marginal (refer to Biological Activity and Environmental Conditions section of this label for best performance).

Use 0.3 to 0.4 ounces per acre of ALLY® EXTRA SG for light infestation of the weeds listed under Weeds Controlled. Conditions at application should be optimum for effective treatment of these weeds.

Note: See Tank Mix Section for additional info on required combinations when used at less than 0.5 ounces per acre.

#### APPLICATION TIMING

**Wheat (except Durum and Wampum varieties of Spring Wheat), Barley and Triticale**

Do not harvest sooner than 45 days after the last application of ALLY® EXTRA SG.

Make applications after the crop is in the 2-leaf stage, but before the flag leaf is visible.

#### Durum and Wampum Variety Spring Wheat

Make applications after the crop is tillering but before boot. Applications to durum and wampum varieties should be made in combination with 2,4-D.

Weed control may be reduced if rainfall or snowfall occurs soon after application. Six hours of dry weather are needed to allow ALLY® EXTRA SG to be sufficiently absorbed by weed foliage.

If applied to irrigated wheat, barley or triticale the first post-treatment irrigation should be delayed for at least 6 hours after treatment and should not exceed 1 in. of water.

Do not apply ALLY® EXTRA SG to stressed crops, as this may cause crop injury. To reduce the potential of crop injury, tank mix ALLY® EXTRA SG with 2,4-D (ester formulations perform best-see TANK MIXTURES) and apply after the crop is in the tillering stage of growth.

Rainfall immediately after treatment can wash ALLY® EXTRA SG off of weed foliage, resulting in reduced weed control. Do not apply ALLY® EXTRA SG when rainfall is threatening.

Add a DuPont-recommended adjuvant. Refer to spray adjuvant section of this label for more information.

Antifoaming agents may be needed. Consult your Ag dealer, applicator, or DuPont representative for a listing of recommended surfactants.

### WEEDS CONTROLLED

ALLY® EXTRA SG effectively controls the following weeds when used according to label directions:

- |                                       |  |
|---------------------------------------|--|
| Annual knawel                         | Marshelder                                       |
| Annual sowthistle                     | Mayweed chamomile                                |
| Black mustard                         | Miners lettuce                                   |
| Blue/Purple mustard *                 | Narrowleaf lambsquarters                         |
| Broadleaf dock                        | Nightflowering catchfly                          |
| Bur buttercup (testiculate)           | Pennsylvania smartweed                           |
| Bushy wallflower/<br>Treachle mustard | Pigweed ( prostrate, redroot,<br>smooth, tumble) |
| Canada thistle *                      | Pineappleweed                                    |
| Carolina geranium                     | Plains coreopsis                                 |
| Clasping pepperweed                   | Prickly lettuce ‡                                |
| Coast fiddleneck (tarweed)            | Redmaids   |
| Common buckwheat                      | Russian thistle ‡                                |
| Common chickweed                      | Scentless chamomile /<br>mayweed                 |
| Common cocklebur                      | Shepherd's-purse                                 |
| Common mallow                         | Smallflower buttercup                            |
| Common Purslane                       | Smallseed falseflax                              |
| Common radish                         | Smartweed (green,<br>ladysthumb, pale)           |
| Common ragweed                        | Snow Speedwell                                   |
| Common sunflower *                    | Sticky chickweed                                 |
| Conical Catchfly                      | Stinking mayweed /<br>dogfennel                  |
| Corn chamomile                        | Swinecress                                       |
| Corn gromwell *                       | Tansymustard *                                   |
| Corn spurry                           | Tarweed fiddleneck                               |
| Cowcockle                             | Tumble/ Jim Hill mustard                         |
| Cress (mouse-ear)                     | Volunteer lentils                                |
| Curly dock                            | Volunteer peas                                   |
| Cutleaf eveningprimrose               | Volunteer sunflower                              |
| False chamomile                       | Waterpod   |
| Field chickweed                       | Wild buckwheat *                                 |
| Field pennycress (fanweed)            | Wild chamomile                                   |
| Filaree (redstem, Texas)              | Wild garlic *                                    |
| Flixweed *                            | Wild mustard                                     |
| Groundsel (common)                    | Wild radish *                                    |
| Henbit                                |  |
| Kochia‡                               |  |
| Knotweed (prostrate) *                |  |
| Lambsquarter<br>(common, slimleaf)    |  |
| London rocket                         |  |

### WEEDS PARTIALLY CONTROLLED\*\*

ALLY® EXTRA SG partially controls the following weeds when used according to label directions:

- |                             |                        |
|-----------------------------|------------------------|
| Catchweed bedstraw          | Sowthistle (annual) *  |
| Mallow (little)             | Tall waterhemp         |
| Nightshade (cutleaf, hairy) | Vetch* (common, hairy) |

\* See the Specific Weed Problems section of this label for more information.

\*\*Partial control: A visual reduction of weed population as well as a significant loss of vigor. For better results, use the highest labeled rate of ALLY® EXTRA SG and include a tank mix partner such as 2,4-D, MCPA, bromoxynil (such as "Buctril", "Bison", "Bronate" or "Bronate Advanced") or Dicamba (such as "Banvel"/ "Clarity"), refer to the Tank Mixtures section of this label.

‡ Naturally occurring resistant biotypes of kochia, prickly lettuce and Russian thistle are known to occur. See the Tank Mixtures and Specific Weed Problems sections of this label for additional details.

### TANK MIXTURES

ALLY® EXTRA SG may be tank mixed with other suitable registered herbicides to control weeds listed as partially controlled, weeds resistant to ALLY® EXTRA SG or weeds not listed under Weeds Controlled. Read and follow all

manufacturers label instructions for the companion herbicide. If those instructions conflict with this label, do not tank mix the herbicide with DuPont™ ALLY® EXTRA SG herbicide (with TotalSol® soluble granules).

ALLY® EXTRA SG can also be mixed with registered fungicides, insecticides, or liquid fertilizer for use on wheat, barley and triticale.

To provide best results, ALLY® EXTRA SG should be tank mixed with another broadleaf herbicide. For best results, use 2,4-D, or MCPA (preferably ester formulations). See below for use rates of 2,4-D or MCPA.

**With 2,4-D (amine or ester) or MCPA (amine or ester)**

ALLY® EXTRA SG can be tank mixed with 2,4-D and MCPA (preferably ester formulations) herbicides for use on wheat, barley, triticale and fallow. For best results, add 2,4-D or MCPA herbicides to the tank at 1/8 to 3/8 lb active ingredient per acre.

In tank mixes containing 1/8 lb active ingredient 2,4-D or MCPA per acre, add 1 to 2 pt of non-ionic surfactant per 100 gal of spray solution; in tank mixes containing 1/4 to 3/8 lb active ingredient 2,4-D or MCPA per acre, add 1 pt of non-ionic surfactant per 100 gal of spray solution. Higher rates of 2,4-D or MCPA may be used, but do not exceed the highest rate allowed by those respective labels.

Always mix ALLY® EXTRA SG in water prior to adding 2,4-D or MCPA and add the surfactant last. Read and follow all label instructions on timing, precautions, and warnings for these herbicides before using these tank mixtures.

**With 2,4-D or MCPA (amine or ester) and Dicamba (such as "Banvel"/"Clarity")**

ALLY® EXTRA SG may be applied in a 3-way tank mix with formulations of Dicamba (such as "Banvel"/"Clarity") and 2,4-D or MCPA. Observe all applicable directions, restrictions and precautions on labels of all products used.

Make applications of ALLY® EXTRA SG + 1.0-1.5 oz active Dicamba (such as "Banvel"/"Clarity") + 1/4 to 3/8 lb active ingredient of 2,4-D or MCPA (ester or amine) per acre. Use higher rates when weed infestation is heavy. Add 1-2 pt of nonionic surfactant to the 3-way mixture, where necessary, as deemed by local guidance. Use of additional nonionic surfactant may not be needed with the higher phenoxy rates and ester phenoxy formulations. Consult the specific 2,4-D or MCPA and Dicamba labels, or local guidance for more information.

Apply this 3-way combination to winter wheat after the crop is tillering and prior to jointing (first node). In Spring Wheat (including Durum), apply after the crop is tillering and before it exceeds the 5-leaf stage.

Do not apply this 3-way mixture at high rates more than once a year or more than twice per year at the low rates.

**With Bromoxynil containing products (such as "Buctril", "Bronate", "Bison" or "Bronate Advanced")**

ALLY® EXTRA SG may be tank mixed with bromoxynil containing herbicides registered for use on wheat, barley, triticale or fallow. For best results, add bromoxynil-containing herbicides to the tank at 3 to 6 oz active ingredient per acre (such as "Bronate" or "Bison" at 3/4 - 1 1/2 pt per acre).

Tank mixes of ALLY® EXTRA SG plus Bromoxynil may result in reduced control of Canada thistle.

Read and follow all label instructions on timing, precautions, and warnings for these herbicides before using these tank mixtures. Follow the most restrictive labeling.

**With "Starane", "Starane + Salvo", "Starane + Sword"**

For improved control of Kochia (2-4" tall) ALLY® EXTRA SG may be tank mixed with 1/3 to 2/3 pints per acre of Starane, 2/3 to 1 1/3 pints per acre of Starane + Salvo, 3/4 to 1 1/2 pints per acre of Starane + Sword. Refer to the DuPont herbicide label, and the Starane, Starane + Salvo, Starane + Sword labels for information regarding use restrictions, labeled crops, rotational cropping intervals, sprayer cleanup, use precautions and other information. The most restrictive provisions on either label will apply. Do not use the tank mix if any restriction on the labels conflict with instructions on the DuPont herbicide label.

2,4-D and MCPA herbicides (preferably ester formulations) may be tank mixed with Starane, consult local guidance and the Tank Mixtures section of this label for additional information.

**With "Maverick"**

ALLY® EXTRA SG can be tank mixed with "Maverick" herbicide for improved control of weeds in wheat.

Refer to the "Maverick" label for information regarding use restrictions, labeled crops, rotational cropping intervals, sprayer cleanup, use precautions and other information. The most restrictive provisions on either label will apply. Do not use the tank mix if any restrictions on the "Maverick" label conflict with instructions on the DuPont herbicide label.

**With "Aim"**

ALLY® EXTRA SG can be tank mixed with "Aim" herbicide for improved control of weeds in wheat, barley and triticale.

Refer to the "Aim" label for information regarding use restrictions, labeled crops, rotational cropping intervals, sprayer cleanup, use precautions and other information. The most restrictive provisions on either label will apply. Do not use the tank mix if any restrictions on the "Aim" label conflict with instructions on the DuPont herbicide label.

**With "Stinger" or "Curtail" or "Curtail M" or "Widematch"**

ALLY® EXTRA SG can be tank mixed with "Stinger" or "Curtail" or "Curtail M", or "Widematch" herbicide for improved control of weeds in wheat, barley and triticale. Refer to the "Stinger", "Curtail", "Curtail M", and "Widematch" labels for information regarding use restrictions, labeled crops, rotational cropping intervals, sprayer cleanup, use precautions and other information. The most restrictive provisions on either label will apply. Do not use the tank mix if any restrictions on the "Stinger" or "Curtail" or "Curtail M", or "Widematch" labels conflict with instructions on the DuPont herbicide label.

**With "Assert" Herbicide or "Avenge" Herbicide**

ALLY® EXTRA SG can be tank mixed with "Avenge" or "Assert". When tank mixing ALLY® EXTRA SG with "Assert", always include another broadleaf weed herbicide with a different mode of action (for example: 2,4-D ester, MCPA ester, or Bromoxynil (such as "Buctril", "Bronate", "Bison" or "Bronate Advanced"). Applications of ALLY® EXTRA SG plus "Assert" may cause temporary crop discoloration, stunting, or injury when heavy rainfall occurs shortly after application.

**With "Puma"**

ALLY® EXTRA SG can be tank mixed with "Puma" herbicide for improved control of weeds in wheat, barley and triticale. Refer to the "Puma" label for information regarding use

restrictions, labeled crops, rotational cropping intervals, sprayer cleanup, use precautions and other information. The most restrictive provisions on either label will apply. Do not use the tank mix if any restrictions on the "Puma" label conflict with instructions on the DuPont herbicide label.

#### **With "Discover NG"**

DuPont™ ALLY® EXTRA SG herbicide (with TotalSol® soluble granules) can be tank mixed with "Discover NG" herbicide for improved control of weeds in spring wheat. Refer to the "Discover NG" label for information regarding use restrictions, labeled crops, rotational cropping intervals, sprayer cleanup, use precautions and other information. The most restrictive provisions on either label will apply. Do not use the tank mix if any restrictions on the "Discover NG" label conflict with instructions on the DuPont herbicide label.

#### **With "Everest"**

ALLY® EXTRA SG can be tank mixed with "Everest" herbicide for improved control of weeds in spring wheat. Refer to the "Everest" label for information regarding use restrictions, labeled crops, rotational cropping intervals, sprayer cleanup, use precautions and other information. The most restrictive provisions on either label will apply. Do not use the tank mix if any restrictions on the "Everest" label conflict with instructions on the DuPont herbicide label.

#### **With Other Herbicides**

ALLY® EXTRA SG may be tank mixed with other suitable registered cereal or fallow herbicides to control weeds listed as suppressed, weeds resistant to ALLY® EXTRA SG, or weeds not listed under Weeds Controlled. Read and follow all manufacturer's label instructions for the companion herbicide. If those instructions conflict with this label, do not tank mix the herbicide with ALLY® EXTRA SG. Tank mixes of ALLY® EXTRA SG plus metribuzin may result in reduced control of wild garlic.

Do not tank mix ALLY® EXTRA SG with 'Hoelon' 3EC, because grass control may be reduced.

#### **With Fungicides**

ALLY® EXTRA SG may be tank mixed or used sequentially with fungicides registered for use on cereal crops.

#### **With Insecticides**

ALLY® EXTRA SG may be tank mixed or used sequentially with insecticides registered for use on cereal crops. However, under certain conditions (drought stress, or if the crop is in the 2-4 leaf stage), tank mixes or sequential applications of ALLY® EXTRA SG with organophosphate insecticides (such as parathion or Lorsban) may produce temporary crop yellowing or, in severe cases, crop injury. The potential for crop injury is greatest when wide fluctuations in day/night temperatures occur just prior to or soon after application. Test these mixtures in a small area before treating large areas.

Do not apply ALLY® EXTRA SG within 60 days of crop emergence where an organophosphate insecticide has been applied as an in-furrow treatment, because crop injury may result.

**Do not use ALLY® EXTRA SG plus Malathion, as crop injury may result.**

#### **With Liquid Nitrogen Fertilizer Solution**

Liquid nitrogen fertilizer solutions (e.g., 28-0-0, 32-0-0) may be used as a carrier in place of water. Run a tank mix compatibility test before mixing ALLY® EXTRA SG in fertilizer solution.

ALLY® EXTRA SG must first be dissolved with water and then added to liquid nitrogen solutions. Ensure that the agitator is running while the ALLY® EXTRA SG is added. Use of this mixture may result in temporary crop yellowing and stunting.

If using low rates of liquid nitrogen fertilizer in the spray solution (less than 50% of the spray solution volume), the addition of surfactant is necessary. Add surfactant at 1/2 pt -1 qt per 100 gal of spray solution (0.06 -0.25% v/v) based on local guidance.

When using high rates of liquid nitrogen fertilizer in the spray solution, adding surfactant increases the risk of crop injury. If 2,4-D or MCPA is included with ALLY® EXTRA SG and fertilizer mixture, ester formulations tend to be more compatible (See manufacturer's label). Additional surfactant may not be needed when using ALLY® EXTRA SG in tank mix with 2,4-D ester or MCPA ester and liquid nitrogen fertilizer solutions. Consult your agricultural dealer, consultant, field advisor, or DuPont representative for specific instructions before adding an adjuvant to these tank mixtures.

Note: In certain areas east of the Mississippi river unacceptable crop response may occur with use of straight or dilute nitrogen fertilizer carrier solutions where cold temperatures or widely fluctuating day/night temperatures exist. In these areas consult your agricultural dealer, consultant, field advisor, or DuPont representative for specific instructions before using nitrogen fertilizer carrier solutions.

Do not use low rates of liquid fertilizer as a substitute for a surfactant.

Do not use with liquid fertilizer solutions with a pH less than 3.0.

### **SPECIFIC WEED PROBLEMS**

**Note: Thorough spray coverage of all weed species listed below is very important.**

**Blue Mustard and Tansymustard:** For best results, use 0.4-0.5 ounces per acre and apply ALLY® EXTRA SG in tank mixtures with 2,4-D or MCPA postemergence to mustards, but before bloom (refer to Tank Mixtures section of this label for additional details).

**Flixweed:** For best results, use 0.4-0.5 ounces per acre and apply ALLY® EXTRA SG in tank mixtures with 2,4-D or MCPA postemergence, but before bloom (refer to Tank Mixtures section of this label for additional details).

**Canada Thistle:** For best results, use 0.5 ounces per acre and apply ALLY® EXTRA SG plus 2,4-D, or MCPA, or dicamba (such as "Banvel"/ "Clarity") (refer to Tank Mixtures for additional details) in the spring after the majority of thistles have emerged and are small (rosette stage to 6" elongating stems) and actively growing. The application will inhibit the ability of emerged thistles to compete with the crop.

**Sowthistle:** For best results, use 0.5 ounces per acre and apply either ALLY® EXTRA SG plus surfactant or ALLY® EXTRA SG plus 2,4-D or MCPA (refer to Tank Mixtures section of this label for additional details) in the spring after the majority of sowthistles have emerged and are small (rosette stage to 6" elongating stems) and actively growing.

12/82

**Corn Gromwell:** For best results, use 0.4-0.5 ounces per acre and apply DuPont™ ALLY® EXTRA SG herbicide (with TotalSol® soluble granules) when weeds are actively growing, are no larger than 2" tall, and when crop canopy will allow thorough coverage. Tank mixing 2,4-D, MCPA, or bromoxynil containing products (such as "Buctril", "Bronate", "Bison" or "Bronate Advanced") with ALLY® EXTRA SG usually improves results (refer to Tank Mixtures section of this label for additional details).

**Sunflower (common/volunteer):** For best results, use 0.5 ounces per acre and apply either ALLY® EXTRA SG plus surfactant or ALLY® EXTRA SG plus 2,4-D or MCPA (refer to Tank Mixtures section of this label for additional details) after the majority of sunflowers have emerged, are 2" to 4" tall and are actively growing. Use spray volumes of at least 3 gal by air.

**Prostrate Knotweed:** For best results, use 0.5 ounces per acre and apply ALLY® EXTRA SG when weeds are actively growing, are no larger than 2" tall, and when crop canopy will allow thorough coverage. Tank mixing 2,4-D or MCPA (refer to Tank Mixtures section of this label for additional details) with ALLY® EXTRA SG usually improves results.

**Wild Buckwheat:** For best results, use 0.4-0.5 ounces per acre and apply ALLY® EXTRA SG plus 2,4-D, MCPA, or bromoxynil containing products (such as "Buctril", "Bronate", "Bison" or "Bronate Advanced") when plants have no more than three true leaves (not counting the cotyledons). If plants are not actively growing, delay treatment until environmental conditions favor active weed growth (refer to Tank Mixtures section of this label for additional details).

**Vetch (common and hairy):** For best results, use 0.5 ounces per acre and apply ALLY® EXTRA SG when vetch is less than 6" in length. For severe infestations of vetch, or when vetch is greater than 6" in length, use ALLY® EXTRA SG in combination with 2,4-D, or MCPA (refer to Tank Mixtures section of this label for additional details).

**Wild garlic:** For best results, use 0.5 ounces per acre and apply ALLY® EXTRA SG when wild garlic plants are less than 12" tall with 2" to 4" of new growth. Plants hardened-off by cold weather and/or drought stress may be more difficult to control. Thorough spray coverage of all garlic plants is essential. Typical symptoms of dying garlic plants may not be noticeable for 2 to 5 weeks.

Control will be improved by using ALLY® EXTRA SG in combination with 2,4-D or MCPA (refer to Tank Mixtures section of this label for additional details).

**Wild radish:** For best results, use 0.5 ounces per acre applied in the fall to wild radish rosettes less than 6" in diameter and before plants harden-off. Alternatively, ALLY® EXTRA SG can be applied in the spring for control of wild radish. Control will be improved by using ALLY® EXTRA SG in combination with 2,4-D or MCPA (refer to Tank Mixtures section of this label for additional details) when wild radish rosettes are less than 6" in diameter. Applications made later than 30 days after weed emergence, either in the fall or spring, will result in partial control.

**Kochia, Russian thistle, Prickly lettuce:** Naturally occurring resistant biotypes of these weeds are known to occur. For best results, use ALLY® EXTRA SG in a tank mix with "Starane", "Starane + Salvo", "Starane + Sword", bromoxynil containing products (such as "Buctril", "Bronate", "Bison" or "Bronate Advanced") or dicamba (such as "Banvel"/"Clarity") and/or 2,4-

D (refer to Tank Mixtures section of this label for additional details). ALLY® EXTRA SG should be applied in the spring when kochia, Russian thistle, and prickly lettuce are less than 2" tall or 2" across and are actively growing.

### SPRAY ADJUVANTS

Always include a spray adjuvant with applications of ALLY® EXTRA SG. In addition to a spray adjuvant, an ammonium nitrogen fertilizer may be used.

Consult your Ag dealer or applicator, local DuPont fact sheets, technical bulletins, and service policies prior to using an adjuvant system. If another herbicide is tank mixed with ALLY® EXTRA SG, select adjuvants authorized for use with both products. Products must contain only EPA-exempt ingredients (40CFR 1001).

#### Nonionic Surfactant (NIS)

- o Apply 0.06 to 0.50% volume/volume (1/2 pt to 4 pt per 100 gal of spray solution).

- o Surfactant products must contain at least 60% nonionic surfactant with a hydrophilic/lipophilic balance (HLB) greater than 12. – See the Tank Mixtures section of this label for additional information..

#### Petroleum Crop Oil Concentrate (COC) or Modified Seed Oil (MSO)

- o Apply at 1% volume/volume (1 gal per 100 gal spray solution) or 2% volume/volume under arid conditions.

- o Oil adjuvants must contain at least 80% high quality, petroleum (mineral) or modified vegetable seed oil with at least 15% surfactant emulsifiers.

#### Special Adjuvant Types

- o Combination adjuvant products may be used at doses that provide the required amount of NIS, COC, MSO and/or ammonium nitrogen fertilizer. Consult product literature for use rates and restrictions.

- o In addition to the adjuvants specified above, other adjuvant types may be used if they provide the same functionality and have been evaluated and approved by DuPont product management. Consult separate DuPont technical bulletins for detailed information before using adjuvant types not specified on this label.

#### Ammonium Nitrogen Fertilizer

- o Use 2 qt/acre of a high-quality urea ammonium nitrate (UAN), such as 28%N or 32%N, or 2 lb/acre of a spray-grade ammonium sulfate (AMS). Use 4 qt/acre UAN or 4 lb/acre AMS under arid conditions.

### GROUND APPLICATION

For optimum spray distribution and thorough coverage, use flat-fan or low-volume flood nozzles.

For flat-fan nozzles, use a spray volume of at least 5 gal per acre (GPA).

For flood nozzles on 30" spacing, use flood nozzles no larger than TK10 (or the equivalent), a pressure of at least 30 psi and a spray volume of at least 10 GPA only. For 40" nozzle spacing, use at least 13 GPA; for 60" spacing use at least 20 GPA. It is essential to overlap the nozzles 100% for all spacings.

"Raindrop RA" nozzles are not recommended for ALLY® EXTRA SG applications, because weed control performance may be reduced.

Use screens that are 50-mesh or larger.

## AERIAL APPLICATION

Use nozzle types and arrangements that provide optimum spray distribution and maximum coverage at 1 to 5 GPA. Use at least 3 GPA in Idaho, Oregon, Washington, or Utah.

When applying DuPont™ ALLY® EXTRA SG herbicide (with TotalSol® soluble granules) by air in areas near sensitive crops, use solid-stream nozzles oriented straight back. Adjust swath to avoid spray drift damage to downwind sensitive crops and/or use ground equipment to treat border edge of field. See the **Spray Drift Management** section of this label.

For aerial application in Washington, follow the directions in the **Spray Drift Management** Section of this label and the following Washington state restrictions:

Applications of ALLY® EXTRA SG must be made in equipment that meets the most restrictive Washington Agricultural Codes (WAC) for the prevention of herbicide drift for the respective county.

Do not apply in equipment that does not meet these WAC standards.

## SEQUENTIAL APPLICATIONS

ALLY® EXTRA SG can be applied either before or after applications of other products registered for use in wheat, barley, triticale or fallow. Read and follow all label instructions on timing, precautions, and warnings for these herbicides before using these in sequence with ALLY® EXTRA SG. If those instructions conflict with this label, do not use that product in sequence with ALLY® EXTRA SG.

-ALLY® should not be used as a sequential treatment with ALLY® EXTRA SG.

-If using DuPont™ HARMONY® EXTRA as a sequential treatment with ALLY® EXTRA SG, do not exceed 0.7 ounce of HARMONY® EXTRA per acre per crop season.

-If using DuPont™ EXPRESS® as a sequential treatment with ALLY® EXTRA SG, do not exceed 0.25 ounce of EXPRESS® per acre per crop season.

## CROP ROTATION

Before using ALLY® EXTRA SG carefully consider your crop rotation plans and options. For rotational flexibility, do not treat all of your acres at the same time.

### Minimum Rotational Intervals

Minimum rotation intervals\* are determined by the rate of breakdown of ALLY® EXTRA SG applied. ALLY® EXTRA SG breakdown in the soil is affected by soil pH, presence of soil microorganisms, soil temperature, and soil moisture. Low soil pH, high soil temperature, and high soil moisture increase ALLY® EXTRA SG breakdown in soil, while high soil pH, low soil temperature, and low soil moisture slow ALLY® EXTRA SG breakdown.

Of these 3 factors, only soil pH remains relatively constant. Soil temperature, and to a greater extent, soil moisture, can vary significantly from year to year and from area to area. For this reason, soil temperatures and soil moisture should be monitored regularly when considering crop rotations.

\* The minimum rotation interval represents the period of time from the last application to the anticipated date of the next planting. **Minimum rotation intervals must be extended 1 crop season if drought conditions prevail after application and before the rotational crop is planted.**

### Soil pH Limitations

ALLY® EXTRA SG should not be used on soils having a pH above 7.9, because extended soil residual activity could extend crop rotation intervals beyond normal. Under certain conditions, ALLY® EXTRA SG could remain in the soil for 34 months or more, injuring wheat, barley or triticale. In addition, other crops planted in high-pH soils can be extremely sensitive to low concentrations of ALLY® EXTRA SG.

### Checking Soil pH

Before using ALLY® EXTRA SG, determine the soil pH of the areas of intended use. To obtain a representative pH value for the test area, take several 0" to 4" samples from different areas of the field and analyze them separately. Consult local extension publications for additional information on recommended soil sampling procedures.

14/22

**All Areas - Following Use of DuPont™ ALLY® EXTRA SG herbicide (with TotalSol® soluble granules) at 0.3 to 0.5 Ounces Per Acre**

Crop	Soil pH	Minimum Cumulative Precipitation (inches)	Minimum Rotation Interval (months)
Winter wheat, spring wheat and Triticale	7.9 or lower	No restrictions	1
Durum wheat, barley, spring/winter oat	7.9 or lower	No restrictions	10

**Rotation Intervals For Crops in Non-Irrigated Land Following Use of ALLY® EXTRA SG at 0.3 to 0.5 Ounces Per Acre on Wheat, Barley, Triticale or Fallow**

Location		Crop	Soil pH	Minimum Cumulative Precipitation (inches)	Minimum Rotation Interval (months)
State	County or Area				
Colorado	Statewide	Grain sorghum	7.9 or lower	No restrictions	4
		Flax, Safflower	7.9 or lower	No restrictions	22
	Generally N of I-70	Field corn	7.9 or lower	15	12
	Statewide	STS Soybean	7.9 or lower	No restrictions	4
		IR Corn	7.9 or lower	No restrictions	4
		Proso millet	7.9 or lower	No restrictions	4
Idaho	Southern Idaho	Flax, Safflower	7.9 or lower	No restrictions	22
	Statewide	Peas, Lentils, Canola	6.8 or lower	18	10
		Peas	6.9 to 7.9	18	15
		Lentils	6.9 to 7.9	18	34
		Canola	6.9 to 7.9	18	22
		Condiment mustard	7.3 or lower	10	10
		Chickpeas (Garbanzo beans)	7.3 or lower	10	10
		Condiment mustard	7.4 or higher	28	34
		Chickpeas (Garbanzo beans)	7.4 or higher	28	34
Kansas	Statewide	STS Soybean	7.9 or lower	No restrictions	4
		IR Corn	7.9 or lower	No restrictions	4
		Proso millet	7.9 or lower	No restrictions	4
		Grain sorghum	7.9 or lower	No restrictions	4
		Flax, Safflower	7.9 or lower	No restrictions	22
	Central and Western Kansas (West of the Flint Hills)	Field corn	7.9 or lower	15	12
	Western Kansas W. of Hwy. 183	Soybeans	7.5 or lower	22	22
			7.6-7.9	33	34
	Central Kansas; generally E. of Hwy. 183 and W. of the Flinthills	Soybeans	7.9 or lower	15	12

Continued on next page

15/aa

**Rotation Intervals For Crops in Non-Irrigated Land (continued)**  
**Following Use of DuPont™ ALLY® EXTRA SG herbicide (with TotalSol® soluble granules)**  
**at 0.3 to 0.5 Ounces Per Acre on Wheat, Barley, Triticale or Fallow**

Location		Crop	Soil pH	Minimum Cumulative Precipitation (inches)	Minimum Rotation Interval (months)
State	County or Area				
Montana	Statewide	Grain sorghum, Proso millet, Field corn	7.9 or lower	22	22
		Alfalfa (hay only)	7.6-7.9	No restrictions	34
			7.5 or lower	No restrictions	22
		Flax, Safflower	7.9 or lower	No restrictions	22
Nebraska	Statewide	STS Soybean	7.9 or lower	No restrictions	4
		IR Corn	7.9 or lower	No restrictions	4
		Proso millet	7.9 or lower	No restrictions	4
		Grain sorghum	7.9 or lower	No restrictions	4
		Flax, Safflower	7.9 or lower	No restrictions	22
	Generally W. of Hwy. 77 and E. of the Panhandle	Field corn	7.9 or lower	15	12
Soybeans		7.5 or lower	22	22	
		7.6-7.9	33	34	
New Mexico	Statewide	Grain sorghum, Proso millet	7.9 or lower	No restrictions	10
		Flax, Safflower	7.9 or lower	No restrictions	22
	Eastern New Mexico	Cotton (dryland only)	7.9 or lower	30	22
North Dakota	W. of Hwy. 1	Grain sorghum, Proso millet, Field corn, Dry beans, Flax, Safflower	7.9 or lower	22	22
	E. of Hwy. 1	Grain sorghum, Proso millet, Field corn, Dry beans, Flax, Safflower	7.9 or lower	34	34
Oklahoma	Statewide	STS Soybean	7.9 or lower	No restrictions	4
		IR Corn	7.9 or lower	No restrictions	4
		Proso millet	7.9 or lower	No restrictions	4
		Grain sorghum	7.9 or lower	No restrictions	4
		Flax, Safflower	7.9 or lower	No restrictions	22
		Field corn	7.9 or lower	15	12
	Panhandle	Cotton (dryland only)	7.9 or lower	30	22
	E. of the Panhandle	Cotton (dryland only)	7.9 or lower	25	14

Continued on next page

16/22

**Rotation Intervals For Crops in Non-Irrigated Land (continued)**  
**Following Use of DuPont™ ALLY® EXTRA SG herbicide (with TotalSol® soluble granules)**  
**at 0.3 to 0.5 Ounces Per Acre on Wheat, Barley, Triticale or Fallow**

Location		Crop	Soil pH	Minimum Cumulative Precipitation (inches)	Minimum Rotation Interval (months)
State	County or Area				
Oregon	Statewide	Peas Lentils Canola	6.8 or lower	18	10
		Peas	6.9 to 7.9	18	15
		Lentils	6.9 to 7.9	18	34
		Canola	6.9 to 7.9	18	22
		Condiment mustard	7.3 or lower	10	10
		Chickpeas (Garbanzo beans)	7.3 or lower	10	10
		Condiment mustard	7.4 or higher	28	34
		Chickpeas (Garbanzo beans)	7.4 or higher	28	34
South Dakota	Statewide	Flax, Safflower	7.9 or lower	No restrictions	22
	S. of Hwy. 212 & E. of the Missouri River, & S. of Hwy. 34 & W. of Missouri River	Grain sorghum, Proso millet	7.9 or lower	13	12
	Generally E. of Missouri River & S. of Hwy. 14, & W. of Missouri River	Field corn	7.9 or lower	15	12
Texas	Statewide	STS Soybeans	7.9 or lower	No restrictions	4
		IR Corn	7.9 or lower	No restrictions	4
		Proso millet	7.9 or lower	No restrictions	4
		Grain sorghum	7.9 or lower	No restrictions	4
		Flax, Safflower	7.9 or lower	No restrictions	22
	Panhandle	Field corn	7.9 or lower	15	12
		Cotton (dryland only)	7.9 or lower	30	22
	N. Central Texas*	Field corn	7.9 or lower	15	12
		Cotton (dryland only)	7.9 or lower	25	14
	* The counties of N. Central Texas are: Archer, Baylor, Bell, Bosque, Bowie, Callahan, Camp, Cass, Clay, Collin, Cooke, Coryell, Dallas, Delta, Denton, Eastland, Ellis, Falls, Fannin, Foard, Franklin, Grayson, Hardeman, Haskell, Hill, Hood, Hopkins, Hunt, Jack, Johnson, Kaufman, Knox, Lamar, Limestone, McLennan, Milam, Montague, Morris, Nafarro, Palo Pinto, Parker, Rains, Red River, Robertson, Rockwall, Shackelford, Somervell, Stephens, Tarrant, Throckmorton, Titus, Upshur, Van Zandt, Wilbarger, Wichita, Williamson, Wise, Wood, Young.				
Utah	Statewide	Flax, Safflower	7.9 or lower	No restrictions	22

Continued on next page



**Rotation Intervals For Crops in Non-Irrigated Land (continued)**  
**Following Use of DuPont™ALLY® EXTRA SG herbicide (with TotalSol® soluble granules)**  
**at 0.3 to 0.5 Ounces Per Acre on Wheat, Barley, Triticale or Fallow**

Location		Crop	Soil pH	Minimum Cumulative Precipitation (inches)	Minimum Rotation Interval (months)
State	County or Area				
Washington	Statewide	Condiment mustard	7.3 or lower	10	10
		Chickpeas (Garbanzo beans)	7.3 or lower	10	10
		Condiment mustard	7.4 or higher	28	34
		Chickpeas (Garbanzo beans)	7.4 or higher	28	34
		Peas Lentils Canola	6.8 or lower	18	10
		Peas	6.9 to 7.9	18	15
		Lentils	6.9 to 7.9	18	34
		Canola	6.9 to 7.9	18	22
Wyoming	Statewide	Flax, Safflower	7.9 or lower	No restrictions	22
	Southern Wyoming	Grain sorghum, Proso millet	7.9 or lower	No restrictions	10
	Southern Wyoming (Goshen, Laramie, and Platte counties only)	Field corn	7.9 or lower	15	12
	Northern Wyoming	Grain sorghum, Proso millet, Field corn	7.9 or lower	22	22

**Rotation Intervals for crops not covered above -** The minimum rotation interval is 34 months with at least 28" of cumulative precipitation during the period:

- to any major field crop not listed (See the Rotation Intervals table)
- if the soil pH is not in the specified range
- if the use rate applied is not specified in the table
- or if the minimum cumulative precipitation has not occurred since application.

To rotate to a major field crop at an interval shorter than specified, a field bioassay must be successfully completed to that crop. A field bioassay must be successfully completed before rotation to any minor crops (as determined by the USDA criteria). See section on Field Bioassay for further information.

**Rotation Intervals For Crops in Non-Irrigated Land**  
**Following Use of ALLY® EXTRA SG up to 0.4 Ounces Per Acre on Wheat, Barley, Triticale or Fallow in the states of Colorado, Kansas, Nebraska, New Mexico, Oklahoma, South Dakota, Texas and Wyoming**

Crop	Soil pH	Minimum Cumulative Precipitation (inches)	Minimum Rotation Interval (months)
Sunflower	7.9 or lower	No restrictions	10

**Rotation Intervals for crops not covered above (up to 0.4 ounces per acre) -** The minimum rotation interval is 34 months with at least 28" of cumulative precipitation during the period:

- to any major field crop not listed (See the Rotation Intervals table)
- if the soil pH is not in the specified range
- if the use rate applied is not specified in the table
- or if the minimum cumulative precipitation has not occurred since application.

To rotate to a major field crop at an interval shorter than specified, a field bioassay must be successfully completed to that crop. A field bioassay must be successfully completed before rotation to any minor crops (as determined by the USDA criteria). See section on Field Bioassay for further information.

**Rotation Intervals For Crops in Non-Irrigated Land**  
**Following Use of DuPont™ ALLY® EXTRA SG herbicide (with TotalSol® soluble granules)**  
**at 0.4 to 0.5 Ounces Per Acre on Wheat, Barley, Triticale or Fallow**

Location		Crop	Soil pH	Minimum Cumulative Precipitation (inches)	Minimum Rotation Interval (months)
State	County or Area				
Colorado Idaho Kansas Montana Nebraska New Mexico Oklahoma South Dakota Texas Utah Wyoming	Statewide	Sunflower	7.9 or lower	No restrictions	22
North Dakota	W. of Hwy. 1	Sunflower	7.9 or lower	22	22
	E. of Hwy. 1	Sunflower	7.9 or lower	34	34

Rotation Intervals for crops not covered above (0.4 to 0.5 ounces per acre) - The minimum rotation interval is 34 months with at least 28" of cumulative precipitation during the period:

- to any major field crop not listed (See the Rotation Intervals table)
- if the soil pH is not in the specified range
- if the use rate applied is not specified in the table
- or if the minimum cumulative precipitation has not occurred since application.

To rotate to a major field crop at an interval shorter than specified, a field bioassay must be successfully completed to that crop. A field bioassay must be successfully completed before rotation to any minor crops (as determined by the USDA criteria). See section on Field Bioassay for further information.

**Rotation Intervals For Crops in Non-Irrigated Land**  
**Following Use of ALLY® EXTRA SG at 0.3 Ounces Per Acre on Wheat, Barley Triticale or Fallow**

Crop	Soil pH	Minimum Cumulative Precipitation (inches)	Minimum Rotation Interval (months)
Sorghum, Grain	7.9 or lower	No restrictions	4
Cotton	7.9 or lower	No restrictions	10
Safflower	7.9 or lower	No restrictions	10
Peas, Dry /Green	6.8 or lower	No restrictions	10
	6.9 to 7.9	No restrictions	22
Lentils	6.8 or lower	No restrictions	10
	6.9 to 7.9	No restrictions	22
Alfalfa	6.8 or lower	No restrictions	10
	6.9 to 7.9	No restrictions	22
Beans, Dry	6.8 or lower	No restrictions	10
	6.9 to 7.9	No restrictions	22
Sunflower	7.9 or lower	No restrictions	10

Rotation Intervals for crops not covered above (0.3 ounces per acre) - The minimum rotation interval is 22 months with at least 18" of cumulative precipitation during the period:

- to any major field crop not listed (See the Rotation Intervals table)
- if the soil pH is not in the specified range
- if the use rate applied is not specified in the table
- or if the minimum cumulative precipitation has not occurred since application.

To rotate to a major field crop at an interval shorter than specified, a field bioassay must be successfully completed to that crop. A field bioassay must be successfully completed before rotation to any minor crops (as determined by the USDA criteria). See section on Field Bioassay for further information.

19/22

## FIELD BIOASSAY

A field bioassay is necessary if crops other than wheat, barley or those listed on this label are to be planted on land previously treated with DuPont™ ALLY® EXTRA SG herbicide (with TotalSol® soluble granules). To conduct a field bioassay, grow test strips of the crop or crops you plan to grow the following year in fields previously treated with ALLY® EXTRA SG. Crop response to the bioassay will indicate whether or not to rotate to the crop(s) grown in the test strips.

If a field bioassay is planned, check with your local DuPont representative for information detailing field bioassay procedure.

## GRAZING

Allow at least 7 days between application and grazing of treated forage. In addition, allow at least 7 days between application and feeding of forage from treated areas to livestock. Allow at least 30 days between application and feeding of hay from treated areas to livestock. Harvested straw may be used for bedding and/or feed. Allow at least 45 days between application and harvesting of grain.

## MIXING INSTRUCTIONS

1. Fill the tank 1/4 to 1/3 full of water.
2. While agitating, add the required amount of ALLY® EXTRA SG.
3. Continue agitation until the ALLY® EXTRA SG is fully dissolved, at least 5 minutes.
4. Once the ALLY® EXTRA SG is fully dissolved, maintain agitation and continue filling tank with water. ALLY® EXTRA SG should be thoroughly dissolved with water before adding any other material.
5. As the tank is filling, add tank mix partners (if desired) then add the required volume of surfactant. Always add surfactant last. Antifoaming agents may be used. Do not use with spray additives that alter the pH of the spray solution below pH 5.0 or above pH 9.0 as rapid product degradation can occur. Spray solutions of pH 6.0 - 8.0 allow for optimum stability of ALLY® EXTRA SG.
6. Dispersed tank mix partners can settle if the tank mixture is not continually agitated.
7. Apply ALLY® EXTRA SG spray mixture within 24 hours of mixing to avoid product degradation.
8. If ALLY® EXTRA SG and a tank mix partner are to be applied in multiple loads, fully dissolve the ALLY® EXTRA SG in clean water prior to adding to the tank. This will prevent the tank mix partner from interfering with the dissolution of the ALLY® EXTRA SG.

## SPRAY EQUIPMENT

For specific application equipment, refer to the manufacturer's instructions for additional information on GPA, pressure, speed, nozzle types and arrangements, nozzle heights above the target canopy, etc.

Be sure to calibrate air or ground equipment properly before application. Select a spray volume and delivery system that will ensure thorough coverage and a uniform spray pattern with minimum drift. Use higher spray volumes to obtain better coverage when crop canopy is dense. Avoid swath overlapping, and shut off spray booms while starting, turning, slowing, or stopping, to avoid injury to the crop.

Do not make applications using equipment and/or spray volumes or during weather conditions that might cause spray to drift onto nontarget sites. For additional information on spray drift refer to Spray Drift Management section of label.

## SPRAYER CLEANUP

The spray equipment must be cleaned before ALLY® EXTRA SG is sprayed. Follow the cleanup procedures specified on the labels of the previously applied products.

### AT THE END OF THE DAY

It is recommended that during periods when multiple loads of ALLY® EXTRA SG herbicide are applied, at the end of each day of spraying the interior of the tank be rinsed with fresh water and then partially filled, and the boom and hoses flushed. This will prevent the buildup of dried pesticide deposits which can accumulate in the application equipment.

### AFTER SPRAYING ALLY® EXTRA SG AND BEFORE SPRAYING CROPS OTHER THAN WHEAT, BARLEY OR TRITICALE

To avoid subsequent injury to desirable crops, thoroughly clean all mixing and spray equipment immediately following applications of ALLY® EXTRA SG as follows:

1. Empty the tank and drain the sump completely.
2. Spray the tank walls with clean water using a minimum volume of 10% of the tank volume. Circulate the water through the lines, including all by-pass lines, for at least two minutes. Flush the boom well and empty the sprayer. Completely drain the sump.
3. Repeat step 2.
4. Remove the nozzles and screens and clean separately in a bucket containing water.

The rinsate solution may be applied to the crop(s) specified on this label. Do not exceed the maximum-labeled use rate. If cleaners are used, consult the cleaner label for rinsate disposal instructions. If no instructions are given, dispose of the rinsate on site or at an approved waste disposal facility.

### Notes:

1. Always start with a clean spray tank.
2. Steam-cleaning aerial spray tanks is recommended to facilitate the removal of any caked deposits.
3. When ALLY® EXTRA SG is tank mixed with other pesticides, all cleanout procedures for each product should be examined and the most rigorous procedure should be followed.
4. In addition to this cleanout procedure, all pre-cleanout guidelines on subsequently applied products should be followed as per the individual labels.

## SPRAY DRIFT MANAGEMENT

The interaction of many equipment and weather-related factors determines the potential for spray drift. The applicator is responsible for considering all these factors when making application decisions.

**AVOIDING SPRAY DRIFT IS THE RESPONSIBILITY OF THE APPLICATOR.**

### **IMPORTANCE OF DROPLET SIZE**

The most effective way to reduce drift potential is to apply large droplets (>150 - 200 microns). The best drift management strategy is to apply the largest droplets that provide sufficient coverage and control. The presence of sensitive species nearby, the environmental conditions, and pest pressure may affect how an applicator balances drift control and coverage. **APPLYING LARGER DROPLETS REDUCES DRIFT POTENTIAL, BUT WILL NOT PREVENT DRIFT IF APPLICATIONS ARE MADE IMPROPERLY OR UNDER UNFAVORABLE ENVIRONMENTAL CONDITIONS!** See **Wind, Temperature and Humidity**, and **Temperature Inversions** sections of this label.

#### **Controlling Droplet Size - General Techniques**

- **Volume** - Use high flow rate nozzles to apply the highest practical spray volume. Nozzles with higher rated flows produce larger droplets.
- **Pressure** - Use the lower spray pressures recommended for the nozzle. Higher pressure reduces droplet size and does not improve canopy penetration. **WHEN HIGHER FLOW RATES ARE NEEDED, USE A HIGHER-CAPACITY NOZZLE INSTEAD OF INCREASING PRESSURE.**
- **Nozzle Type** - Use a nozzle type that is designed for the intended application. With most nozzle types, narrower spray angles produce larger droplets. Consider using low-drift nozzles.

#### **Controlling Droplet Size - Aircraft**

- **Number of Nozzles** - Use the minimum number of nozzles with the highest flow rate that provide uniform coverage.
- **Nozzle Orientation** - Orienting nozzles so that the spray is emitted backwards, parallel to the airstream will produce larger droplets than other orientations.
- **Nozzle Type** - Solid stream nozzles (such as disc and core with swirl plate removed) oriented straight back produce larger droplets than other nozzle types.
- **Boom Length** - The boom length should not exceed 3/4 of the wing or rotor length - longer booms increase drift potential.
- **Application Height** - Application more than 10 ft above the canopy increases the potential for spray drift.

#### **BOOM HEIGHT**

Setting the boom at the lowest referenced height (if specified) which provides uniform coverage reduces the exposure of droplets to evaporation and wind. For ground equipment, the boom should remain level with the crop and have minimal bounce.

#### **WIND**

Drift potential increases at wind speeds of less than 3 mph (due to inversion potential) or more than 10 mph. However, many factors, including droplet size and equipment type determine drift potential at any given wind speed. **AVOID GUSTY AND WINDLESS CONDITIONS.**

**Note:** Local terrain can influence wind patterns. Every applicator should be familiar with local wind patterns and how they affect spray drift.

#### **TEMPERATURE AND HUMIDITY**

When making applications in hot and dry conditions, set up equipment to produce larger droplets to reduce effects of evaporation.

### **TEMPERATURE INVERSIONS**

Drift potential is high during a temperature inversion. Temperature inversions restrict vertical air mixing, which causes small suspended droplets to remain close to the ground and move laterally in a concentrated cloud. Temperature inversions are characterized by increasing temperature with altitude and are common on nights with limited cloud cover and light to no wind. They begin to form as the sun sets and often continue into the morning. Their presence can be indicated by ground fog; however, if fog is not present, inversions can also be identified by the movement of smoke from a ground source or an aircraft smoke generator. Smoke that layers and moves laterally in a concentrated cloud (under low wind conditions) indicates an inversion, while smoke that moves upward and rapidly dissipates indicates good vertical air mixing.

#### **SHIELDED SPRAYERS**

Shielding the boom or individual nozzles can reduce the effects of wind. However, it is the responsibility of the applicator to verify that the shields are preventing drift and not interfering with uniform deposition of the product.

#### **AIR ASSISTED (AIR BLAST) FIELD CROP SPRAYERS**

Air assisted field crop sprayers carry droplets to the target via a downward directed air stream. Some may reduce the potential for drift, but if a sprayer is unsuitable for the application and/or set up improperly, high drift potential can result. It is the responsibility of the applicator to determine that a sprayer is suitable for the intended application, is configured properly, and that drift is not occurring.

#### **RESISTANCE**

When herbicides that affect the same biological site of action are used repeatedly over several years to control the same weed species in the same field, naturally-occurring resistant biotypes may survive a correctly applied herbicide treatment, propagate, and become dominant in that field. Adequate control of these resistant weed biotypes cannot be expected. If weed control is unsatisfactory, it may be necessary to retreat the problem area using a product affecting a different site of action.

To better manage herbicide resistance through delaying the proliferation and possible dominance of herbicide resistant weed biotypes, it may be necessary to change cultural practices within and between crop seasons such as using a combination of tillage, retreatment, tank-mix partners and/or sequential herbicide applications that have a different site of action. Weed escapes that are allowed to go to seed will promote the spread of resistant biotypes. See the Weeds Controlled section of this label for additional information on managing herbicide resistant weed biotypes.

It is advisable to keep accurate records of pesticides applied to individual fields to help obtain information on the spread and dispersal of resistant biotypes. Consult your agricultural dealer, consultant, applicator, and/or appropriate state agricultural extension service representative for specific alternative cultural practices or herbicide recommendations available in your area.

21/22

## INTEGRATED PEST MANAGEMENT

This product may be used as part of an Integrated Pest Management (IPM) program that can include biological, cultural, and genetic practices aimed at preventing economic pest damage. IPM principles and practices include field scouting or other detection methods, correct target pest identification, population monitoring, and treating when target pest populations reach locally determined action thresholds. Consult your state cooperative extension service, professional consultants or other qualified authorities to determine appropriate action treatment threshold levels for treating specific pest/crop systems in your area.

## PRECAUTIONS

- DuPont™ ALLY® EXTRA SG herbicide (with TotalSol® soluble granules) is only registered on wheat, barley, triticale and fallow. Do not use on any other crop.
- Do not apply this product through any type of irrigation equipment or to irrigated land where tailwater will be used to irrigate crops other than wheat, barley or triticale.
- Varieties of wheat (including durum), barley and triticale may differ in their response to various herbicides. DuPont recommends that you first consult your state experiment station, university, or extension agent as to sensitivity to any herbicide. If no information is available, limit the initial use of ALLY® EXTRA SG to a small area.
- Under certain conditions such as heavy rainfall, prolonged cold weather, or wide fluctuations in day/night temperatures prior to or soon after ALLY® EXTRA SG application, temporary discoloration and/or crop injury may occur. To reduce the potential of crop injury, tank mix ALLY® EXTRA SG with 2,4-D (ester formulations perform best—see the Tank Mixtures section of this label) and apply after the crop is in the tillering stage of growth.
- ALLY® EXTRA SG should not be applied to wheat, barley or triticale that is stressed by severe weather conditions, drought, low fertility, water-saturated soil, disease, or insect damage, as crop injury may result. Risk of injury is greatest when crop is in the 2 to 5- leaf stage. Severe winter stress, drought, disease, or insect damage following application also may result in crop injury.
- Do not apply to wheat, barley or triticale undersown with legumes and grasses, because injury to the forages will result.
- For ground applications applied when dry, dusty field conditions exist, control of weeds in wheel track areas may be reduced. The addition of 2,4-D or MCPA may improve weed control under these conditions.
- Injury to or loss of desirable trees or vegetation may result from failure to observe the following:
  - Do not apply, drain or flush equipment on or near desirable trees or other plants or on areas where their roots may extend, or in locations where the chemical may be washed or moved into contact with their roots.
  - Do not use on lawns, walks, driveways, tennis courts, or similar areas. Prevent drift of spray to desirable plants.
- Injury to or loss of adjacent sensitive crops and vegetation may result from failure to observe the following:
  - Take all necessary precautions to avoid all direct or indirect contact (such as spray drift) with non-target plants or areas.

- Carefully observe all sprayer cleanup instructions both prior to and after using this product, as spray tank residue may damage crops other than wheat, barley or triticale.

## STORAGE AND DISPOSAL

**Pesticide Storage:** Store product in original container only. Do not contaminate water, other pesticides, fertilizer, food or feed in storage.

**Pesticide Disposal:** Do not contaminate water, food, or feed by disposal. Wastes resulting from the use of this product may be disposed of on site or at an approved waste disposal facility.

**Container Disposal: For Plastic Containers:** Triple rinse (or equivalent). Then offer for recycling or reconditioning, or puncture and dispose of in a sanitary landfill, or incineration, or, if allowed by State and local authorities, by burning. If burned, stay out of smoke. **For Fiber Sacks:** Completely empty fiber sack by shaking and tapping sides and bottom to loosen clinging particles. Empty residue into manufacturing or application equipment. Then dispose of sack in a sanitary landfill or by incineration, or, if allowed by State and local authorities, by burning. If burned, stay out of smoke.

**Container Refilling and Disposal (For Containers up to 250 gal):** This is a refillable container. If the container is to be refilled, do not rinse with any material or introduce any pesticide other than ALLY® EXTRA SG. Reseal and return the container to any authorized DuPont refilling facility. If the container is not to be refilled, triple rinse (or equivalent) and offer for recycling or reconditioning, or puncture and dispose of in a sanitary landfill, or by incineration, or by open burning, if allowed by state and local authorities. If burned, keep out of smoke.

For minor spills, leaks, etc., follow all precautions indicated on this label and clean up immediately. Take special care to avoid contamination of equipment and facilities during cleanup procedures and disposal of wastes. In the event of a major spill, fire or other emergency, call 1-800-441-3637 day or night.

**Container Disposal for Bulk Containers:** When this container is empty, replace the cap and seal all openings that have been opened during use, and return the container to the point of purchase or to a designated location named at time of purchase of this product. The container must only be refilled with this pesticide product. **DO NOT REUSE THE CONTAINER FOR ANY OTHER PURPOSE.** Prior to refilling, inspect carefully for damage such as cracks, punctures, abrasions, worn-out threads and closure devices. Check for leaks after refilling and before transporting. Do not transport if this container is damaged or leaking. If the container is damaged, leaking or obsolete, contact DuPont at 1-800-441-3637. If not returned to the point of purchase or to a designated location, triple rinse emptied container and offer for recycling. Disposal of this container must be in compliance with state and local regulations.

For minor spills, leaks, etc., follow all precautions indicated on this label and clean up immediately. Take special care to avoid contamination of equipment and facilities during cleanup procedures and disposal of wastes. In the event of a major spill, fire or other emergency, call 1-800-441-3637 day or night.

**NOTICE TO BUYER:** Purchase of this material does not confer any rights under patents of countries outside of the United States.

The DuPont Oval Logo, DuPont™, ALLY®, HARMONY®, EXPRESS® and TotalSol® are trademarks or registered trademarks of E. I. du Pont de Nemours & Company

"Maverick" is registered trademark of Monsanto

"Assert", "Avenge" and "Banvel" are registered trademarks of MicroFlo Company LLC

"Clarity" is a registered trademark of BASF

"Bronate", "Bronate Advance", "Buctril", "Hoelon" and "Puma" are registered trademarks of Bayer CropScience

"Raindrop RA" is a registered trademark of Delavan

"Aim" is a registered trademark of FMC Corporation

"Everest" is a registered trademark of Arysta Lifescience North America USA

"Discover NG" is a registered trademark of Syngenta Participations AG

"Stinger", "Curtail", "Curtail M", "Lorsban", "Widematch" and "Starane" are registered trademarks of Dow AgroSciences

"Salvo" and "Sword" are registered trademarks of United Agri Products

"Bison" is a registered trademark of Agrilience, LLC

**SL - 1369 102008 10-09-08**

**LIMITATION OF WARRANTY AND LIABILITY**

**NOTICE:** Read this Limitation of Warranty and Liability Before Buying or Using This Product. If the Terms Are Not Acceptable, Return the Product at Once, Unopened, and the Purchase Price Will Be Refunded.

It is impossible to eliminate all risks associated with the use of this product. Such risks arise from weather conditions, soil factors, off target movement, unconventional farming techniques, presence of other materials, the manner of use or application, or other unknown factors, all of which are beyond the control of DuPont. These risks can cause: ineffectiveness of the product, crop injury, or injury to non-target crops or plants. **WHEN YOU BUY OR USE THIS PRODUCT, YOU AGREE TO ACCEPT THESE RISKS.**

DuPont warrants that this product conforms to the chemical description on the label thereof and is reasonably fit for the purpose stated in the Directions for Use, subject to the inherent risks described above, when used in accordance with the Directions for Use under normal conditions.

**TO THE EXTENT CONSISTENT WITH APPLICABLE LAW, DUPONT MAKES NO OTHER EXPRESS OR IMPLIED WARRANTY OF FITNESS OR OF MERCHANTABILITY OR ANY OTHER EXPRESS OR IMPLIED WARRANTY. TO THE EXTENT CONSISTENT WITH APPLICABLE LAW, IN NO EVENT SHALL DUPONT OR SELLER BE LIABLE FOR ANY INCIDENTAL, CONSEQUENTIAL OR SPECIAL DAMAGES RESULTING FROM THE USE OR HANDLING OF THIS PRODUCT. BUYER'S OR USER'S BARGAINED-FOR EXPECTATION IS CROP PROTECTION. TO THE EXTENT CONSISTENT WITH APPLICABLE LAW, THE EXCLUSIVE REMEDY OF THE USER OR BUYER AND THE EXCLUSIVE LIABILITY OF DUPONT OR SELLER, FOR ANY AND ALL CLAIMS, LOSSES, INJURIES OR DAMAGES (INCLUDING CLAIMS BASED ON BREACH OF WARRANTY OR CONTRACT, NEGLIGENCE, TORT OR STRICT LIABILITY), WHETHER FROM FAILURE TO PERFORM OR INJURY TO CROPS OR OTHER PLANTS, AND RESULTING FROM THE USE OR HANDLING OF THIS PRODUCT, SHALL BE THE RETURN OF THE PURCHASE PRICE OF THE PRODUCT, OR AT THE ELECTION OF DUPONT OR SELLER, THE REPLACEMENT OF THE PRODUCT.**

To the extent consistent with applicable law that allows such requirement, DuPont or its Ag Retailer must have prompt notice of any claim so that an immediate inspection of buyer's or user's growing crops can be made. Buyer and all users shall promptly notify DuPont or a DuPont Ag Retailer of any claims, whether based on contract, negligence, strict liability, other tort or otherwise, or be barred from any remedy.

This Limitation of Warranty and Liability may not be amended by any oral or written agreement.

**For product information call: 1-888-6-DUPONT**

**Internet address: <http://cropprotection.dupont.com/>**

**© 2007-2008 E. I. du Pont de Nemours and Company, Wilmington, Delaware 19898.**

**All rights reserved.**