

352-662

03/20/2009

1/20



UNITED STATES ENVIRONMENTAL PROTECTION AGENCY
WASHINGTON, D.C. 20460

OFFICE OF
PREVENTION, PESTICIDES AND
TOXIC SUBSTANCES

MAR 20 2009

Ms. Cristi A. Barnett
Product Registration
E.I. DuPont de Nemours and Company
Stine-Haskell Research Center PO Box 30
Newark, DE 19714

SUBJECT: Application for Pesticide Notification (PRN 98-10)
Request General Label Change (Comply with CA State Regulations)
EPA Reg. No. 352-662
Application Dated February 27, 2009

Dear Registrant:

The Agency is in receipt of your Application for Pesticide Notification under Pesticide Registration Notice (PRN) 98-10 dated 02/27/09 for the above product. The Registration Division (RD) has conducted a review of this request for its applicability under PRN 98-10 and finds that the action(s) requested fall within the scope of PRN 98-10. The label submitted with the application has been stamped "Notification" and will be placed in our records.

If you have any questions, please me directly at 703-305-6249 or Owen F. Beeder of my staff at 703-308-8899.

Sincerely,

A handwritten signature in black ink, appearing to read "Linda Arrington".

Linda Arrington
Notifications & Minor Formulations Team Leader
Registration Division (7505P)
Office of Pesticide Programs

2/20

Please read instructions on reverse before completing form.

Form Approved. OMB No. 2070-0060. Approval expires 05-31-98



United States
Environmental Protection Agency
Washington, DC 20460

<input type="checkbox"/>	Registration
<input type="checkbox"/>	Amendment
<input checked="" type="checkbox"/>	Other

OPP Identifier Number

Application for Pesticide - Section I

1. Company/Product Number 352-662	2. EPA Product Manager Tony Kish	3. Proposed Classification <input type="checkbox"/> None <input type="checkbox"/> Restricted
4. Company/Product (Name) DuPont™ Kocide® 3000	PM# 22	
5. Name and Address of Applicant (Include ZIP Code) DuPont Crop Protection Stine Haskell Research Center P.O. Box 30 Newark, DE 19714-0030 Attn: K. Barnett (S300/429) <input type="checkbox"/> Check if this is a new address	6. Expedited Review. In accordance with FIFRA Section 3(c)(3) (b)(i), my product is similar or identical in composition and labeling to: NOTIFICATION EPA Reg. No. _____ Product Name MAR 20 2009	

Section - II

<input type="checkbox"/> Amendment - Explain below.	<input type="checkbox"/> Final printed labels in response to Agency letter dated _____
<input type="checkbox"/> Resubmission in response to Agency letter dated _____	<input type="checkbox"/> "Me Too" Application.
<input checked="" type="checkbox"/> Notification - Explain below.	<input type="checkbox"/> Other - Explain below.

Explanation: Use additional page(s) if necessary. (For section I and Section II.)

Notification of minor label change per PR Notice 98-10.

Label ID: SL-1344-1 022709 08-18-08

Section - III

1. Material This Product Will Be Packaged In:						2. Type of Container	
Child-Resistant Packaging <input type="checkbox"/> Yes* <input type="checkbox"/> No	Unit Packaging <input type="checkbox"/> Yes <input type="checkbox"/> No	Water Soluble Packaging <input type="checkbox"/> Yes <input type="checkbox"/> No	If "Yes" Unit Packaging wgt. No. per container		If "Yes" Package wgt. No. per container		<input type="checkbox"/> Metal <input type="checkbox"/> Plastic <input type="checkbox"/> Glass <input type="checkbox"/> Paper <input type="checkbox"/> Other (Specify) _____
* Certification must be submitted							
3. Location of Net Contents Information <input type="checkbox"/> Label <input type="checkbox"/> Container		4. Size(s) Retail Container		5. Location of Label Directions <input type="checkbox"/> On Label <input type="checkbox"/> On Labeling accompanying product			
6. Manner in Which Label is Affixed to Product		<input type="checkbox"/> Lithograph <input type="checkbox"/> Paper glued <input type="checkbox"/> Stenciled		<input type="checkbox"/> Other _____			

Section - IV

1. Contact Point (Complete items directly below for identification of individual to be contacted, if necessary, to process this application.)		
Name Kristi A. Barnett	Title Registration Specialist	Telephone No. (Include Area Code) (302) 366-5051
Certification I certify that the statements I have made on this form and all attachments thereto are true, accurate and complete. I acknowledge that any knowingly false or misleading statement may be punishable by fine or imprisonment or both under applicable law.		6. Date Application Received (Stamped)
2. Signature <i>Kristi A Barnett</i>	3. Title Registration Specialist	
4. Typed Name Kristi A. Barnett	5. Date February 27, 2009	



DuPont Crop Protection
Stine-Haskell Research Center
P.O. Box 30
Newark, DE 19714-0030

ACTION: Notification of Minor Label Change per PR Notice 98-10
FEE CATEGORY: Not Applicable **REGISTRATION FEE: Not Applicable**

Sent Via Federal Express

February 27, 2009

Mr. Tony Kish, PM Team 22, Fungicide Branch
Document Processing Desk (NOTIF)
Office of Pesticide Programs (7504P), Registration Division
U.S. Environmental Protection Agency
Room S-4900, One Potomac Yard
2777 S. Crystal Drive
Arlington, VA 22202-4501

**Subject: DuPont™ Kocide® 3000 (EPA Reg. No. 352-662):
 Notification of Minor Label Change per PR Notice 98-10**

Dear Mr. Kish:

This notification is consistent with the provisions of PR Notice 98-10 and EPA regulations at CFR 152.46, and no other changes have been made to the labeling or the confidential statement of formula of this product. I understand that it is a violation of 18 U.S.C. Sec. 1001 to willfully make any false statements to EPA. I further understand that if this notification is not consistent with the terms of PR Notice 98-10 and 40 CFR 152.46, this product may be in violation of FIFRA and I may be subject to enforcement action and penalties under section 12 and 14 of FIFRA.

Please accept this submission as notification of a minor label change for Kocide® 3000 (EPA Reg. No. 352-662) per PR Notice 98-10. DuPont intends to add a number of asterisks (*) to the Kocide® 3000 label to indicate that certain federally approved uses have not been registered, to date, in the State of California. The new asterisks have been added to the live oak crop and the following diseases listed with wheat, barley, and oats: Fusarium Head Blight Suppression and Stem Rust. These changes will enable DuPont to distribute product throughout the United States while utilizing one product label. The asterisks will be explained by the statement, "** Not registered for use in California". These additional asterisks have been requested by CDPR and only limit the geography where the product may be used on federally approved crops. The additional asterisks do not change, in any way, the directions for use.


In support of this notification, please find the following enclosed:

1. EPA Form 8570-1
2. Three (3) copies of the label identified as SL-1344-1 022709 08-18-08
3. One (1) highlighted copy of the label indicating the proposed changes
4. One (1) copy of the last EPA accepted label dated August 18, 2008


If you have any questions or need additional information, please contact me by phone at (302) 366-5051 or by email at kristi.a.barnett@usa.dupont.com.

Sincerely,

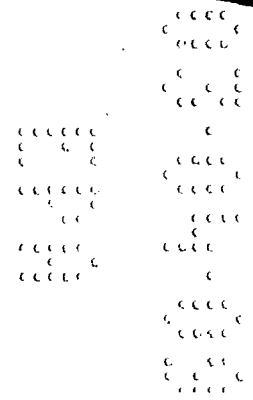
Kristi A. Barnett
Registration Specialist



H-4/20



DuPont™ Kocide® 3000
fungicide/bactericide





DuPont™ Kocide® 3000

fungicide/bactericide

Dry Flowable

<u>Active Ingredients</u>	<u>By Weight</u>
Copper Hydroxide*	46.1%
<u>Inert Ingredients</u>	53.9%
TOTAL	100.0%

(* Metallic Copper Equivalent 30%)

EPA Reg. No. 352-662

EPA Est. No.

NET CONTENTS: _____

KEEP OUT OF REACH OF CHILDREN

CAUTION

FIRST AID

IF IN EYES: Hold eye open and rinse slowly and gently with water for 15-20 minutes. Remove contact lenses, if present, after the first 5 minutes, then continue rinsing eye. Call a poison control center or doctor for treatment advice.

IF SWALLOWED: Call a poison control center or doctor immediately for treatment advice. Have person sip a glass of water if able to swallow. Do not induce vomiting unless told to do so by the poison control center or doctor. Do not give anything by mouth to an unconscious person.

IF INHALED: Move person to fresh air. If person is not breathing, call 911 or an ambulance, then give artificial respiration, preferably mouth-to-mouth if possible. Call a poison control center or doctor for further treatment advice.

IF ON SKIN: Take off contaminated clothing. Rinse skin immediately with plenty of water for 15-20 minutes. Call a poison control center or doctor for treatment advice.

Have the product container or label with you when calling a poison control center or doctor, or going for treatment. You may also contact 1-800-441-3637 for emergency medical treatment information.

NOTE TO PHYSICIAN: Probable mucosal damage may contraindicate use of gastric lavage.

See Label for Additional Precautions and Directions for use.

NOTIFICATION

MAR 20 2009

PRECAUTIONARY STATEMENTS

HAZARDS TO HUMANS AND DOMESTIC ANIMALS

CAUTION

Causes moderate eye irritation. Harmful if swallowed, absorbed through the skin or inhaled. Avoid contact with skin, eyes or clothing. Avoid breathing dust. Wash thoroughly with soap and water after handling.

PERSONAL PROTECTIVE EQUIPMENT (PPE)

Some materials that are chemical-resistant to this product are listed below. If you want more options, follow the instructions for category A on an EPA chemical resistance category selection sheet.

Applicators and other handlers must wear:

- Long-sleeved shirt and long pants
- Shoes plus socks
- Chemical-resistant gloves made of any waterproof material, such as natural rubber, selection Category A

Discard clothing and other absorbent materials that have been drenched or heavily contaminated with this product's concentrate. Do not reuse them. Follow manufacturer's instructions for cleaning/maintaining PPE. If no such instructions for washables, use detergent and hot water. Keep and wash PPE separately from other laundry.

USER SAFETY RECOMMENDATIONS

USERS SHOULD: Wash hands before eating, drinking, chewing gum, using tobacco or using the toilet. Remove clothing immediately if pesticide gets inside. Then wash thoroughly and put on clean clothing.

ENVIRONMENTAL HAZARDS

This pesticide is toxic to fish and aquatic organisms. Do not apply directly to water, or to areas where surface water is present or to intertidal areas below the mean high water mark. Drift and runoff from treated areas may be hazardous to fish and aquatic organisms in adjacent aquatic sites. Do not contaminate water by disposal of equipment washwaters.

5/20

DIRECTIONS FOR USE

It is a violation of Federal Law to use this product in a manner inconsistent with its labeling. Do not apply this product in a way that will contact workers or other persons, either directly or through drift. Only protected handlers may be in the area during application. For any requirements specific to your State or Tribe, consult the agency responsible for pesticide regulation.

AGRICULTURAL USE REQUIREMENTS

Use this product only in accordance with its labeling and with the Worker Protection Standard, 40 CFR part 170. This Standard contains requirements for protection of agricultural workers on farms, forests, nurseries and greenhouses and handlers of agricultural pesticides. It contains requirements for training, decontamination, notification and emergency assistance. It also contains specific instructions and exceptions pertaining to the statements on this label about personal protective equipment (PPE) and restricted-entry interval. The requirements in this box only apply to uses of this product that are covered by the Worker Protection Standard.

Do not enter or allow worker entry into treated areas during the restricted entry interval (REI) of 24 hours without required PPE.

PPE required for early entry to treated areas that is permitted under the Worker Protection Standard and that involves contact with anything that has been treated, such as plants, soil or water, is:

- Coveralls
- Chemical-resistant gloves made of any waterproof material, such as polyvinyl chloride, nitrile rubber or butyl rubber
- Shoes plus socks

NON-AGRICULTURAL USE REQUIREMENTS

The requirements in this box apply to uses of this product that are not within the scope of the Worker Protection Standard for agricultural pesticides 40 CFR part 170. The WPS applies when this product is used to produce agricultural plants on farms, forests, nurseries or greenhouses.

Keep unprotected persons out of treated area until sprays have dried.

GENERAL INSTRUCTIONS

DuPont™ KOCIDE® 3000 may be applied as an aerial, ground dilute or ground concentrate spray unless specifically directed otherwise in the specific crop use directions.

The per acre use rate of KOCIDE® 3000 is applicable for both dilute and concentrate spraying. Depending upon the equipment used and the specific crop, the spray volume applied per acre will differ. Refer to Minimum Recommended Spray Volume Table. Complete spray coverage is essential to assure optimum performance from KOCIDE® 3000. When treating by aerial application or with low volume application equipment, unless you have had specific previous experience, it is advisable to test for compatibility and tolerance to crop injury prior to full scale commercial utilization.

Consult the KOCIDE® 3000 label for specific rates and timing of application by crop. Where application rates and intervals are provided in a range (e.g. 4 to 12 pounds and 7 to 10 days), the higher rates and shorter spray intervals are recommended when rainfall is heavy and/or disease pressure is high. Use the higher rates for large mature tree crops.

The Pre-Harvest Interval (PHI) for Kocide 3000 is 0-days unless noted.

SPECIAL PRECAUTIONS

- If KOCIDE® 3000 is applied in a spray solution having a pH of less than 6.5, phytotoxicity may occur.
- Do not tank mix KOCIDE® 3000 with "Aliette" fungicide for use on any registered crops unless appropriate precautions have been taken to buffer the spray solution because severe phytotoxicity may result. Use in accordance with the most restrictive of label limitations and precautions. No label dosage rates should be exceeded. This product cannot be mixed with any product containing a label prohibition against such mixing.
- This product may be reactive on masonry and metal surfaces such as galvanized roofing. Avoid contact with metal surfaces. Do not spray on cars, houses, lawn furniture, etc.
- Environmental conditions such as extended periods of wet weather, acid rain, etc. which alter the pH of the leaf surface may affect the performance of KOCIDE® 3000 resulting in possible phytotoxicity or loss of effectiveness.
- Agricultural chemicals may perform in an unpredictable manner when tank mixed, especially where several products are involved. Reduced effect on pests or crop injury may occur. Unless recommended on this label or by a state/local expert, it is advisable to test for compatibility and potential crop injury prior to commercial use of a new tank mix.

- It must be determined if proper application equipment is available and if waste associated with its use can be properly handled. Agricultural chemicals are often reactive with the materials used in the construction of application equipment, such as aluminum, rubber and some synthetic materials. This factor should be taken into consideration when selecting proper application equipment. It is necessary that all application equipment be thoroughly flushed with clean water after each day's use.
- Apply this product only through one or more of the following types of systems: sprinkler, including center pivot, lateral move, traveler, big gun, or plastic pipe solid set system(s). Do not apply this product through any other type of irrigation system. In California, do not apply in systems which contain aluminum parts or components.
- While volume is important in obtaining full spray coverage, often factors such as foliage density, environmental conditions and sprayer calibration have a greater impact. Always be sure that sprayers are calibrated to spray equipment manufacturer's specifications and environmental conditions are within those recommended by State and local regulatory authorities.
- When mixing, fill the spray tank one-half full with water. Add DuPont™ KOCIDE® 3000 slowly to tank while hydraulic or mechanical agitation is operating and continue filling with water. Spreaders, stickers, insecticides, nutrients, etc. should be added last. If compatibility is in question, use the Compatibility Jar Test before mixing a whole tank or contact your chemical supplier. Observe all precautions and limitations on the labels of all products used in mixtures.

CROP CLASSIFICATION

CITRUS: Grapefruit, Kumquat, Lemon, Lime, Orange, Pummelo, Tangelo and Tangerine.

CONIFERS: Douglas Fir, Fir, Juniper, Leyland Cypress, Pine and Spruce.

FIELD CROPS: Alfalfa, Barley, Corn, Oats, Peanut, Potato, Sugar Beet and Wheat.

SMALL FRUITS: Blackberry, Blueberry, Cranberry, Currant, Gooseberry, Raspberry and Strawberry.

TREE CROPS: Almond, Apple, Apricot, Avocado, Banana, Cacao, Cherry, Coffee, Filbert, Mango, Nectarine, Olive, Peach, Pear, Pecan, Pistachio, Plum, Prune, Quince and Walnut.

VEGETABLES: Bean, Beet, Beet Greens, Broccoli, Brussels Sprout, Cabbage, Cantaloupe, Carrot, Cauliflower, Celeriac, Celery, Cucumber, Eggplant, Greens (Collard, Mustard and Turnip), Honeydew, Muskmelon, Okra, Onion/Garlic, Pea, Pepper, Pumpkin, Spinach, Squash, Tomato, Watercress and Watermelon.

VINES: Grape, Hops and Kiwi.

MISCELLANEOUS: Atemoya, Carambola, Chives, Dill, Ginseng, Guava, Litchi, Live Oak, Macadamia, Mamey Sapote, Papaya, Parsley, Passion Fruit, Sugar Apple and Sycamore.

GREENHOUSE AND SHADEHOUSE CROPS:

KOCIDE® 3000 may be used in greenhouses and shadehouses to control diseases on any crop on this label where physiology allows greenhouse or shadehouse culture. While specific directions are presented for Citrus, Cucumber, Eggplant, Pepper and Tomato; general use may occur for any crop on this label where physiology allows greenhouse or shadehouse culture. Consequently; injuries arising from the use of KOCIDE® 3000 on these types of greenhouse and shadehouse crops are the responsibility of the user.

Minimum Recommended Spray Volume (Gallons Per Acre) When Applying KOCIDE® 3000

	Aerial	Ground	
		Dilute	Concentrate
Citrus	10	800	100*
Conifers	10	100	30
Field Crops	3	20	---
Small Fruits	5	150	50
Tree Crops	10	400	50
Vegetables	3	20	---
Vines	5	150	50
Miscellaneous	10	150	50

* Pesticide application equipment such as "Curtec" or other similar sprayers which are capable of obtaining thorough coverage at low volumes may be used at as low as 20 gallons per acre of spray volume.

The following specific instructions are based on general application procedures. The recommendations of the State Agricultural Extension Service should be closely followed as to timing, frequency and number of sprays per season.

FROST INJURY PROTECTION

BACTERIAL ICE NUCLEATION INHIBITOR

Application of KOCIDE® 3000 made to all crops listed on this label at rates and stages of growth indicated on this label, at least 24 hours prior to anticipated frost conditions, will afford control of ice nucleating bacteria (*Pseudomonas syringae*, *Erwinia herbicola*, and *Pseudomonas fluorescens*) and may therefore provide some protection against light frost. Not recommended for those geographical areas where weather conditions favor severe frost.

CITRUS

DuPont™ KOCIDE® 3000 may be mixed with dry foliar nutritionals (micronutrients) to create "Shot Bag" mixes to meet the various nutritional requirements of citrus and provide disease protection as described on this label. KOCIDE® 3000 per acre rates in these mixes must not exceed the maximum recommended labeled rates for disease control.

Adding foliar nutritionals or other products to spray mixtures containing KOCIDE® 3000 and applying to citrus during the post bloom period when young fruit are present may result in spray burn.

Disease	Rate/Acre	Use Instructions
Algal Spot, Melanose, Scab	1.75-5 lbs.	Apply as pre-bloom and post-bloom sprays. Use the higher rates when conditions favor disease.
Greasy Spot, Pink Pitting	0.75-2.5 lbs.	Apply in summer on expanded new flush. Repeat on subsequent flushes where disease pressure is severe. Use the higher rates when conditions favor disease.
Alternaria Brown Spot	1.75-3.5 lbs.	On susceptible varieties apply when the first spring flush appears and each flush thereafter. Application to fruit should start after two thirds of the petals have fallen and be repeated on a 21 day schedule or as needed. Use the higher rates when conditions favor disease.
Phytophthora Brown Rot, Septoria Spot	1.75-3.5 lbs.	Begin application in fall before or just after the first rain and continue as needed. For Brown Rot only, apply to skirts of trees to a height of at least 4 feet. For control of Septoria Spot or where fruit have already been infected with Brown Rot, apply to entire tree. Apply also to bare ground one foot beyond skirt. Use the higher rates when conditions favor disease. NOTE: In California, in areas subject to copper injury, add 1/3 to 1 pound of high quality lime per pound of KOCIDE® 3000 .
Phytophthora Foot Rot	0.5 lb.	Mix with 1 quart of water, "Tre-Hold" or latex paint. Paint trunks of trees from the soil surface to the lowest scaffold limbs. Apply in May prior to summer rains and/or in the fall prior to wrapping trees for freeze protection. Treatment serves as protection for up to 1 year, but does not cure existing infections. NOTE: Areas where microjet or low volume irrigation hit the tree trunk may require retreatment due to wash off.
Citrus Canker (suppression)	1-2.5 lbs.	Spray flushes 7 to 14 days after shoots begin to grow. Young fruit may require an additional application. Number and timing of applications will be dependent upon disease pressure. Under heavy pressure, each flush of new growth should be sprayed.

NOTE: Phytotoxicity may occur on young tender flush when KOCIDE® 3000 is applied to citrus seedlings grown in greenhouses or shadehouses.

CITRUS

Field Nursery Grown

To control Melanose, Scab, Pink Pitting, Greasy Spot, Brown Rot and for suppression of Citrus Canker, apply 1.75 to 3.5 pounds of KOCIDE® 3000 per acre. Apply KOCIDE® 3000 at 28 day intervals or as needed depending on disease severity.

FIELD CROPS			
Crop	Disease	Rate/Acre	Use Instructions
Alfalfa	Cercospora Leaf Spot, Leptosphaerulina Leaf Spot.	0.75 lbs	Apply 10 to 14 days before each harvest or earlier if disease threatens. NOTE: Spray injury may occur with sensitive varieties such as Lahontan.
Corn (Field Corn, Popcorn, Sweet Corn)	Bacterial Stalk Rot	0.5-1.75 lbs.	Begin treatment when disease first appears and repeat every 7 to 10 days or as needed. Use the higher rates and shorter spray intervals when conditions favor disease.
Peanut	Cercospora Leaf Spot	0.75-1.25 lbs.	Begin spraying at 35 to 40 days after planting or when disease symptoms first appear and repeat at 10 to 14 day intervals or as needed. Reduce sprays to 7 day intervals during humid weather. Use the higher rates when conditions favor disease. Flowable sulfur may be added.
Potato	Early Blight, Late Blight	0.5-1.75 lbs.	Apply 0.5 to 1.75 lbs. at 7 to 10 day intervals or as needed starting when plants are 2 to 6 inches high in locations where disease is light. Apply up to 1.75 pounds per acre when disease is more severe. Under conditions of severe disease, control with DuPont™ KOCIDE® 3000 will be improved by tank mixing with other compatible fungicides registered for use on potatoes. Read and follow all label instructions of tank mix partners.
Sugar Beet	Cercospora Leaf Spot	0.75-2.0 lbs.	Begin applications when conditions first favor disease development and repeat at 10 to 14 day intervals or as needed. Use the higher rates when conditions favor disease. Addition of a spreader/sticker is recommended.
Wheat, Barley, Oats	Fusarium Head Blight Suppression*, Helminthosporium Spot Blotch, Powdery Mildew, Stagonospora Leaf and Glume Blotch, Stem Rust*	0.5-0.75 lbs.	Make applications for early season disease control through heading. Minimum retreatment interval is 10-days. Use higher rates when conditions favor disease. Addition of adjuvants is recommended.

* Not registered for use in California

SMALL FRUITS			
Crop	Disease	Rate/Acre	Use Instructions
Blackberry (Aurora, Boysen, Cascade, Chehalem, Logan, Marion, Santiam, Thornless Evergreen)	Anthrachnose, Cane Spot, Leaf Spot, Pseudomonas Blight, Purple Blotch, Yellow Rust	1.75 lbs.	Make fall application after harvest. Apply delayed dormant spray after pruning/training in the spring. If needed, agricultural-type spray oil may be added.
	Anthrachnose, Cane Spot, Leaf Spot, Purple Blotch, Yellow Rust	0.75 lbs.	Apply when leaf buds begin to open and repeat when flower buds show white. If needed, agricultural-type spray oil may be added. NOTE: Crop injury may occur if applied to foliage under certain environmental conditions such as hot or prolonged moist periods. Discontinue applications if signs of crop injury appear.
Blueberry	Bacterial Canker	1.75-3.5 lbs.	Make first application before fall rains and a second application 4 weeks later. Use the higher rates when conditions favor disease.
	Fruit Rot, Phomopsis Twig Blight	1.0-2.25 lbs.	Dormant Application: Begin applications when bloom buds begin to swell. Make additional applications at 10 to 14 day intervals or as needed before blooms open.
Cranberry	Fruit Rot	3.5 lbs.	Make first application in late bloom. Apply one or two additional applications at 10 to 14 day intervals or as needed depending on disease severity.
	Rose Bloom	3.5 lbs.	Apply three sprays on 10 to 14 day schedule or as needed as soon as symptoms are observed.
	Bacterial Stem Canker	3.5 lbs.	Apply post harvest and again in spring at bud swell. Apply one or two additional applications at 10 to 14 day intervals or as needed depending on disease severity.
	Leaf Blight, Red Leaf Spot, Stem Blight, Tip Blight (<i>Monilinia</i>)	3.5 lbs.	Apply delayed dormant spray in the spring. Repeat at 10 to 14 day intervals or as needed through pre-bloom.
Currant, Gooseberry	Anthrachnose, Leaf Spot	4.25 lbs.	Make initial application after first leaves have expanded. Continue on a 10 to 14 day schedule or as needed during wet conditions in the spring. Make an additional application after harvest.
Raspberry	Anthrachnose, Cane Spot, Leaf Spot, Pseudomonas Blight, Purple Blotch, Yellow Rust	1.75 lbs.	Make fall application after harvest. Apply delayed dormant spray after training in the spring. If needed, agricultural-type spray oil may be added.
	Anthrachnose, Cane Spot, Leaf Spot, Purple Blotch, Yellow Rust	0.75 lbs.	Apply when leaf buds begin to open and repeat when flower buds show white. If needed, agricultural-type spray oil may be added. NOTE: Crop injury may occur if applied to foliage under certain environmental conditions such as hot or prolonged moist periods. Discontinue applications if signs of crop injury appear.
Strawberry	Angular Leaf Spot (<i>Xanthomonas</i>), Leaf Blight, Leaf Scorch, Leaf Spot	0.75-1.25 lbs.	Begin application when plants are established and continue on a weekly schedule throughout the season. Apply in at least 20 gallons of water. Use the higher rates when conditions favor disease. NOTE: Discontinue applications if signs of crop injury appear.

TREE CROPS			
Crop	Disease	Rate/Acre	Use Instructions
Almond only	Bacterial Blast	0.5 lb	Almond Only: For bacterial blast control in sprinkler irrigated orchards or where disease is severe, apply 0.5 pounds per acre post-bloom at 2 week intervals or as needed or just before sprinkling.
Almond, Apricot, Cherry, Plum, Prune	Bacterial Blast (<i>Pseudomonas</i>), Bacterial Canker, Coryneum Blight (Shot Hole)	3.5-7.0 lbs.	Make first application before fall rains and a second at late dormant. Use the higher rates when conditions favor disease. If needed, agricultural-type spray oil may be added. For Cherries: Where disease is severe, an additional application shortly after harvest may be required. NOTE: Foliar injury may occur from post-bloom sprays on almonds, especially on NePlus varieties.
	Blossom Brown Rot, Coryneum Blight (Shot Hole)	2.5-3.5 lbs. (Almond) 3.5-5.0 lbs. (All Others)	Apply during early bloom. Do not apply after full bloom or injury may occur. Use the higher rates when rainfall is heavy and disease pressure is high.
	Black Knot (Plum)	1.75-3.5 lbs	Make an application at bud swell up to early bloom for early season disease suppression. Apply before full bloom. Use the higher rates when rainfall is heavy and disease pressure is high. NOTE: To avoid plant injury, do not use after full bloom.
	Cherry Leaf Spot (Sour Cherries Only)	2.25-3.5 lbs.	Apply at petal fall as well as 1 to 2 times after petal fall. Use the lower rates where disease infection is light and use the higher rates for a dormant application or where disease infection is moderate to heavy. Do not apply to sweet cherry or the English Morello variety as severe injury will result. The addition of 1 to 3 pounds of hydrated lime per pound of DuPont™ KOCIDE® 3000 may reduce crop injury. NOTE: Moderate to severe injury such as leaf spotting and defoliation may occur from post-bloom applications.
Apple	Anthraxnose, Blossom Blast, European Canker (<i>Nectria</i>), Shoot Blast (<i>Pseudomonas</i>)	5.25-7.0 lbs.	Apply before fall rains. Use the higher rates when conditions favor disease. NOTE: Use on yellow varieties may cause discoloration. To avoid discoloration, pick before spraying.
	Apple Scab, Fire Blight	3.5-7.0 lbs.	Make application between silver-tip and green-tip. Apply as a full cover spray for early season disease suppression. NOTE: Moderate to severe crop injury may occur from late application; discontinue use when green-tip reaches 1/2 inch.
	Apple Scab	0.75-1.75 lbs.	Extended spray schedule where fruit finish is not a concern: Continued applications may be made at 5 to 7 day intervals or as needed between 1/2 inch green-tip and first cover spray. NOTE: Moderate to severe crop injury may result from this extended spray schedule. It is not intended for fresh market apples or for apples where fruit finish is a concern as it is likely to cause fruit russetting. The addition of 1 to 3 pounds of hydrated lime per pound of KOCIDE® 3000 may reduce crop injury.
	Fire Blight	0.5-0.75 lbs.	
	Collar Rot, Crown Rot	1.75 lbs.	Mix in 100 gallons of water. Apply 4 gallons of suspension as a drench on the lower trunk area of each tree. Apply in early spring or in fall after harvest for best results. Do not apply to foliage or fruit. NOTE: Do not use if soil pH is below 5.5 since copper toxicity may result.

TREE CROPS (cont'd)			
Crop	Disease	Rate/Acre	Use Instructions
Avocado	Anthracnose, Blotch, Scab	3.5-5.25 lbs.	Apply when bloom buds begin to swell and continue application at monthly intervals for five to six applications. Use the higher rates when conditions favor disease.
Banana	Sigatoka (Black and Yellow)	0.75 lbs.	Apply at 7 to 14 day intervals or as needed.
	Black Pitting	1.75 lbs.	Mix in 100 gallons of water. Apply to the fruit stem and the basal portion of the leaf crown. Apply during the first and second weeks after fruit emergence.
Cacao	Black Pod	0.75-3.75 lbs.	Begin applications at the start of the rainy season and continue while infection conditions persist. Apply 0.75 to 2.0 lbs. at 14 to 21 day intervals or as needed depending on disease severity. For drier areas, make two to four applications using 2.5 to 3.75 pounds per acre according to disease incidence and planting density.
Coffee	Coffee Berry Disease (<i>Colletotrichum coffeanum</i>)	2.5-3.5 lbs.	Apply first spray after flowering and before onset of long rains and then at 21 to 28 day intervals or as needed until picking. Use the higher rates when conditions favor disease.
	Bacterial Blight (<i>Pseudomonas syringae</i>)	2.5-3.5 lbs.	Begin spray program before the onset of long rainy periods and continue throughout the rainy season at 14 to 21 day intervals or as needed. The critical time for spraying to control this disease is just before, during and after flowering(s), especially when coinciding with wet weather. Use the higher rates when rainfall is heavy and disease pressure is high.
	Leaf Rust (<i>Hemileia vastatrix</i>)	0.75-1.75 lbs.	Apply before the onset of rain and then at 21 day intervals or as needed while the rains continue. Use the higher rates when rainfall is heavy and disease pressure is high.
	Iron Spot (<i>Cercospora coffeicola</i>), Pink Disease (<i>Corticium salmonicolor</i>)	0.75 lbs.	Use concentrate or dilute spray. Begin treatment at the start of wet season and continue at monthly intervals for three applications.
Filbert	Bacterial Blight	7.0-10.5 lbs.	Apply as a post harvest spray. In seasons of heavy rainfall, apply a second spray when three-fourths of the leaves have dropped. Use the higher rates when rainfall is heavy and disease pressure is high. If needed, agricultural-type spray oil may be added.
	Eastern Filbert Blight	7.0-10.5 lbs.	Apply as a dilute spray in adequate water for thorough coverage. Make applications starting at bud swell to bud break and continue at 2-week intervals or as needed until early May. Thorough coverage is essential. Use the higher rates when rainfall is heavy and disease pressure is high. If needed, agricultural-type spray oil or sticking agent may be added.
Mango	Anthracnose	2-4 lbs.	Apply monthly after fruit set until harvest. Use the higher rates when rainfall is heavy and disease pressure is high.
Olive	Olive Knot, Peacock Spot	3.5-5.25 lbs.	Make first application before winter rains begin. A second application in early spring should be made if disease is severe. Apply the higher rates for heavy disease pressure or when conditions favor disease development.

TREE CROPS (cont'd)			
Crop	Disease	Rate/Acre	Use Instructions
Peach, Nectarine	Bacterial Blast (<i>Pseudomonas</i>), Bacterial Canker, Bacterial Spot (<i>Xanthomonas</i>), Coryneum Blight (Shot Hole), Leaf Curl	3.5-7.0 lbs.	Make first application before fall rains and a second at late dormant. For peach leaf curl, late dormant application must be made before leaf buds swell. Use the higher rates when rainfall is heavy and disease pressure is high. If needed, agricultural-type spray oil may be added.
	Blossom Brown Rot, Coryneum Blight (Shot Hole), Leaf Curl	3.5-5.25 lbs.	Full cover spray at pink bud. Use the higher rates when conditions favor disease.
	Bacterial Spot	0.25 -0.5 lb.	Apply as a post bloom cover spray. Repeat at 5 day intervals if needed. Do not make more than 6 applications. NOTE: Spotting of leaves and defoliation may occur from use in cover sprays. Discontinue use if injury occurs
Pear	Fire Blight	0.5 lb.	Apply at 5 day intervals or as needed throughout the bloom period. NOTE: Russetting may occur in copper sensitive varieties. Excessive dosages may cause fruit russet on any variety.
	Blossom Blast (<i>Pseudomonas</i>)	5.25-7.0 lbs.	Apply before fall rains and again during dormancy before spring growth starts. Use the higher rates when disease pressure is high or when conditions favor disease development.
Pecan	Kernel Rot, Shuck Rot (<i>Phytophthora cactorum</i>), Zonate Leaf Spot (<i>Cristulariella pyramidalis</i>)	0.75-1.75 lbs.	For suppression, apply in sufficient water to ensure complete spray coverage at 2 to 4 week intervals or as needed, starting at kernel growth and continue until shucks open. Use the higher rates and shorter spray intervals if frequent rainfall occurs.
	Ball Moss, Spanish Moss	2.5-3.5 lbs.	Apply in 100 gallons of water in the spring when ball moss is actively growing, using 1 1/2 gallons of spray per foot of tree height. Make sure to wet ball moss tufts thoroughly. The addition of a non-ionic surfactant will improve control. A second application may be required after 12 months.
Pistachio	Botryosphaeria Panicle and Shoot Blight, Botrytis Blight, Late Blight (<i>Alternaria alternata</i>), Septoria Leaf Blight	1.75-3.5 lbs.	Make initial application at bud swell and repeat on a 14 to 28 day schedule or as needed. If disease conditions are severe, use the higher rates and shorter spray intervals.
Quince	Fire Blight	0.5 lb.	Apply at 5 day intervals or as needed throughout the bloom period. Apply in adequate water for thorough coverage.
Walnut	Walnut Blight	3.5-5.25 lbs.	Apply first spray at early pre-bloom prior to or when catkins are partially expanded. Make additional applications during bloom and early nutlet stage or as needed when frequent rainfall or extended periods of moisture occur. Thorough coverage of catkins, leaves and nutlets is essential for effective control. NOTE: Adequate control may not be obtained when copper tolerant species of <i>Xanthomonas</i> bacteria are present.

14/20

VEGETABLES			
Crop	Disease	Rate/Acre	Use Instructions
Bean (Dry, Green)	Brown Spot, Common Blight, Halo Blight	0.5-1.25 lbs	For protective sprays, make first application when plants are 6 inches high; repeat on a 7 to 14 day schedule or as needed depending on environmental conditions. Use the higher rates for more severe disease.
Beet (Table Beet, Beet Greens)	Cercospora Leaf Spot	0.75-2.0 lbs.	Begin applications when conditions first favor disease development and repeat at 10 to 14 day intervals or as needed. Use the higher rates when conditions favor disease.
Carrot	Alternaria Leaf Spot, Cercospora Leaf Spot	0.75-1.5 lbs.	Begin applications when disease first threatens and repeat at 7 to 14 day intervals or as needed depending on disease severity.
Celery, Celeriac	Bacterial Blight, Cercospora Early Blight, Septoria Late Blight	0.75-1.5 lbs.	Begin applications as soon as plants are first established in the field, repeating at 5 to 7 day intervals or as needed depending on disease severity and environmental conditions.
Crucifers (Broccoli, Brussels Sprout, Cabbage, Cauliflower, Collard Greens, Mustard Greens, Turnip Greens)	Black Leaf Spot (<i>Alternaria</i>), Black Rot (<i>Xanthomonas</i>), Downy Mildew	0.5-0.75 lbs.	Begin application after transplants are set in the field, or shortly after emergence of field seeded crops or when conditions favor disease development. Apply at 7 to 10 day intervals or as needed. Use the higher rates when conditions favor disease NOTE: Reddening of older leaves may occur on broccoli and a flecking of wrapper leaves may occur on cabbage.
Cucurbits (Cantaloupe, Cucumber, Honeydew, Muskmelon, Pumpkin, Squash, Watermelon)	Alternaria Leaf Spot, Angular Leaf Spot, Anthracnose, Downy Mildew, Gummy Stem Blight, Powdery Mildew, Watermelon Bacterial Fruit Blotch (suppression)	0.5-1.25 lbs.	Begin applications prior to disease development and continue while conditions are favorable for disease development. Repeat at 5 to 7 day intervals or as needed. Use the higher rates when conditions favor disease. NOTE: Crop injury may occur from application at higher rates and shorter intervals. Discontinue use if injury occurs.
Eggplant	Alternaria Blight, Anthracnose, Phomopsis	0.75-1.5 lbs.	Begin applications prior to development of disease symptoms. Repeat sprays at 7 to 10 day intervals or as needed depending on disease severity.
Okra	Anthracnose, Bacterial Leaf Spot, Leaf Spots, Pod Spot, Powdery Mildew	0.75-1.75 lbs.	Begin treatment when disease first threatens and repeat every 5 to 10 days or as needed depending on disease severity. Use the higher rates and shorter spray intervals when conditions favor disease.
Onion, Garlic	Bacterial Blight, Downy Mildew, Purple Blotch	0.75-1.5 lbs.	Begin when plants are 4 to 6 inches high and repeat at 7 to 10 day intervals or as needed depending on disease severity. Can cause phytotoxicity to leaves.
Pea	Powdery Mildew	0.5-1.25 lbs.	Begin applications when disease symptoms first appear and repeat at weekly intervals or as needed. Use the higher rates when conditions favor disease.
Pepper	Anthracnose, Bacterial Spot, Cercospora Leaf Spot	0.75-1.25 lbs.	Begin applications when conditions first favor disease development and repeat at 7 to 10 day intervals or as needed depending on disease severity. Use the higher rates when conditions favor disease.
Spinach	Anthracnose, Blue Mold, Cercospora Leaf Spot, White Rust	0.75-1.25 lbs.	Begin application when disease first appears or when conditions favor disease development. Repeat at 7 to 10 day intervals or as needed. Use the higher rates when conditions favor disease. NOTE: Flecking may occur on spinach leaves.
Tomato	Anthracnose, Bacterial Speck, Bacterial Spot, Early Blight, Gray Leaf Mold, Late Blight, Septoria Leaf Spot	0.75-1.75 lbs.	Begin applications when disease first threatens and repeat at 5 to 10 day intervals or as needed depending on disease severity. Use the higher rates when conditions favor disease.

VEGETABLES (cont'd)			
Crop	Disease	Rate/Acre	Use Instructions
Watercress	Cercospora Leaf Spot	0.75-1.5 lbs.	Begin applications when plants are first established in the field, repeating at 7 to 14 day intervals or as needed depending on disease severity. Do not exceed four applications per crop. Apply using ground spray equipment at no less than 50 gallons of spray solution per acre.
VINES			
Crop	Disease	Rate/Acre	Use Instructions
Grape	Black Rot, Downy Mildew, Phomopsis, Powdery Mildew	0.75-1.75 lbs.	Begin applications at bud break with subsequent applications throughout the season depending on disease severity. Use the higher rates when conditions favor disease. NOTE: Foliage injury may occur on copper sensitive varieties such as Concord, Delaware, Niagara and Rosette. Either test for sensitivity or add 1 to 3 pounds of hydrated lime per pound of DuPont™ KOCIDE® 3000.
Hops	Downy Mildew	0.75-1.5 lbs.	Make crown treatment after pruning, but before training. After training, additional treatments are needed at about 10 day intervals NOTE: Discontinue use two weeks before harvest.
Kiwi	<i>Erwinia herbicola</i> , <i>Pseudomonas fluorescens</i> , <i>Pseudomonas syringae</i>	2.0-3.5 lbs.	Apply in 200 gallons of water per acre. Make applications on a monthly basis. A maximum of three applications may be made.
MISCELLANEOUS			
Crop	Disease	Rate/Acre	Use Instructions
Atemoya	Anthracnose	1.25-2.0 lbs.	Make initial application just before flowering and repeat on a weekly schedule until just before harvest. Apply in sufficient water for thorough coverage. Use the higher rates for severe disease.
Carambola	Anthracnose	2.5-3.5 lbs.	Make initial application just before flowering and repeat on a weekly schedule until just before harvest. Apply in sufficient water for thorough coverage. Use the higher rates for severe disease.
Chives	Downy Mildew	0.75-1.5 lbs.	Begin applications when plants are established in the field. Repeat applications every 7 to 10 days or as needed depending on disease conditions.
Dill	Phoma Leaf Spot, Rhizoctonia Foliage Blight	0.75-1.25 lbs.	Begin applications when plants are first established in the field and repeat at 7 to 10 day intervals or as needed depending upon disease severity and environmental conditions. Use the higher rates when conditions favor disease.
Ginseng	Alternaria Leaf Blight, Stem Blight	1.0-1.75 lbs.	Use as a tank mix with 2 pounds "Rovral" 50W in 100 gallons of water. Use in accordance with the most restrictive of label limitations and precautions. No label dosage rates should be exceeded. This product cannot be mixed with any product containing a label prohibition against such mixing. Begin KOCIDE® 3000-"Rovral" applications as soon as plants have emerged in spring. Applications should be repeated every 7 days or as needed until plants become dormant in fall. Apply fungicides at least 8 hours before rain. Use of a spreader-sticker or sticker is advised. NOTE: Alternaria Leaf and Stem Blight is most severe in humid conditions such as those found in the dense canopies of 2 to 4 year old Ginseng. It is very important that the stems be thoroughly covered with fungicide; therefore, use a spray apparatus which distributes the fungicide throughout the canopy.

MISCELLANEOUS (cont'd)			
Crop	Disease	Rate/Acre	Use Instructions
Guava	Anthracnose, Red Algae	1.25-2.0 lbs.	Make initial application just before flowering and repeat on a weekly schedule until just before harvest. Apply in sufficient water for thorough coverage. Use the higher rates for severe disease.
Litchi	Anthracnose	1.25-2.0 lbs.	Make initial application just before flowering and repeat on a weekly schedule until just before harvest. Apply in sufficient water for thorough coverage. Use the higher rates for severe disease.
Live Oak*	Ball Moss, Spanish Moss	2.5-3.5 lbs.	Apply in 100 gallons of water in the spring when ball moss is actively growing, using 1 1/2 gallons of spray per foot of tree height. Make sure to wet ball moss tufts thoroughly. The addition of a non-ionic surfactant will improve control. A second application may be required after 12 months.
Macadarnia	Anthracnose	2.5-4.0 lbs.	Initiate sprays at first sign of flowering and repeat on a weekly schedule until just before harvest. Apply in sufficient water for thorough coverage. Use the higher rates for severe disease.
	Phytophthora Blight (<i>P. capsici</i>), Raceme Blight (<i>Botrytis cinerea</i>)	1.25-2.4 lbs.	Apply during raceme development and bloom periods. Apply in sufficient water for thorough coverage. Use the higher rates when conditions favor disease.
Mamey Sapote	Algal Leaf Spot, Anthracnose	2.5-3.5 lbs.	Apply when conditions favor disease development. Repeat on 14 to 30 day schedule or as needed as disease severity and environmental conditions dictate. Use the higher rates when conditions favor disease.
Papaya	Anthracnose	1.75-4.25 lbs.	Apply before disease appears. Apply at 10 to 14 day intervals under light disease pressure and 5 to 7 day intervals or as needed under heavy disease pressure. The addition of an approved spreader is desirable. Use the higher rates when conditions favor disease.
Parsley	Bacterial Blight (<i>Pseudomonas sp.</i>)	1.25-2.0 lbs.	Begin applications when plants are first established in the field and repeat at 5 to 7 days intervals or as needed depending on disease severity and environmental conditions.
Passion Fruit	Anthracnose	2.5-4.0 lbs.	Make initial application just before flowering and repeat on a weekly schedule until just before harvest. Apply in sufficient water for thorough coverage. Use the higher rates when conditions favor disease.
Sugar Apple (<i>Annona</i>)	Anthracnose	5.25-7.75 lbs.	Make initial application just before flowering and repeat on a weekly schedule until just before harvest. Apply in sufficient water for thorough coverage. Use the higher rates when conditions favor disease.
Sycamore	Anthracnose	0.75-1.25 lbs.	Apply as a full cover spray in 100 gallons of water or sufficient volume for thorough coverage. Make first application at bud crack and second application 7 to 10 days later at 10% leaf expansion. Use the higher rates when conditions favor disease.

* Not registered for use in California

CONIFERS

For use on conifers, including Douglas Fir, Fir, Juniper, Leyland Cypress, Pine and Spruce, in Christmas tree plantings, forest stands and silviculture nurseries.

For control of foliar diseases, apply DuPont™ KOCIDE® 3000 as a thorough cover spray at rates ranging from 0.75 to 1.75 pounds per acre. Begin applications in the spring at the initiation of new growth and repeat at 2 to 4 week intervals or as needed. Use the higher rates when disease pressure is severe or when environmental conditions favor disease development.

KOCIDE® 3000 is recommended for use on the listed conifers for control of the following diseases:

Crop	Scientific Name	Disease
Douglas Fir	<i>Pseudotsuga menziesii</i>	Rhabdocline Needlecast
Fir	<i>Abies spp.</i>	Needlecasts
Juniper	<i>Juniperus spp.</i>	Anthrachnose, Phomopsis Twig Dieback
Leyland Cypress	<i>X Cupressocyparis leylandii</i>	Cercospora Needle Blight
Pine	<i>Pinus spp.</i>	Needlecasts
Spruce	<i>Picea spp.</i>	Needlecasts

Lichens: To control lichens on any of the conifers above, apply 3.5 pounds of KOCIDE® 3000 per acre as a dormant application before new growth emerges in the spring. The addition of a non-ionic surfactant will improve control. A second application may be required after 12 months.

NOTE: Do not buffer or combine with emulsifiable concentrate insecticides.

GREENHOUSE AND SHADEHOUSE CROPS

Notice to User: KOCIDE® 3000 may be used in greenhouses and shadehouses to control diseases on crops which appear on this label, and specific instructions have been developed for the crops listed. The grower should bear in mind that the sensitivity of crops grown in greenhouses and shadehouses differs greatly from crops grown under field conditions. Neither the manufacturer nor seller has determined whether or not KOCIDE® 3000 can be used safely on all greenhouse and shadehouse grown crops. The user should determine if KOCIDE® 3000 can be used safely prior to commercial use. In a small area, apply the recommended rates to the plants in question, i.e., foliage, fruit, etc., and observe for 7 to 10 days for symptoms of phytotoxicity prior to commercial use. Consequently, injuries arising from the use of KOCIDE® 3000 on these types of greenhouse and shadehouse crops are the responsibility of the user.

Apply KOCIDE® 3000 according to specific rates given for those crops in pounds per acre. **One level tablespoon of KOCIDE® 3000 per 1,000 square feet is equivalent to 0.5 pound per acre.** KOCIDE® 3000 should be applied in adequate water for thorough coverage of plant parts. Begin application at first sign of disease and repeat at 7 to 14 day intervals or as needed; use shorter spray intervals during periods when severe disease conditions persist.

NOTE: Phytotoxicity may occur on young tender flush when KOCIDE® 3000 is applied to citrus seedlings grown in greenhouses or shadehouses.

Crop	Disease	Rate per 1000 Sq Ft	Use Instructions
Citrus (Non-Bearing Nursery)	Brown Rot, Citrus Canker, Greasy Spot, Melanose, Pink Pitting, Scab	1 1/2 TBSP	Begin applications when disease first threatens. Repeat at 30 day intervals or as needed depending on disease severity.
Cucumber	Angular Leaf Spot, Downy Mildew	1/2 - 1 1/2 TBSP	Apply weekly when plants begin to vine. Use the higher rates when conditions favor disease.
Eggplant	Alternaria Blight, Anthracnose, Phomopsis	1/2 TBSP	Begin applications prior to development of disease symptoms. Repeat sprays at 7 to 10 day intervals or as needed depending on disease severity.
Pepper	Bacterial Spot	1/2 - 1 1/2 TBSP	Begin applications when conditions first favor disease development and repeat at 5 to 10 day intervals or as needed depending on disease severity. Use the higher rates when conditions favor disease.
Tomato	Anthracnose, Bacterial Speck, Bacterial Spot, Early Blight, Gray Leaf Mold, Late Blight, Septoria Leaf Spot	1/2 - 1 1/2 TBSP	Begin applications when disease first threatens and repeat at 5 to 10 day intervals or as needed depending on disease severity. Use the higher rates when conditions favor disease.

GENERAL CHEMIGATION INSTRUCTIONS

Apply this product only through one or more of the following types of systems: sprinkler, including center pivot, lateral move, traveler, big gun, or plastic pipe solid set system(s). Do not apply this product through any other type of irrigation system. In California, do not apply in systems which contain aluminum parts or components.

Crop injury, lack of effectiveness or illegal pesticide residues in the crop can result from nonuniform distribution of treated water.

If you have questions about calibration, you should contact State Extension Service specialists, equipment manufacturers or other experts.

Do not connect an irrigation system (including greenhouse systems) used for pesticide application to a public water system unless the pesticide label-prescribed safety devices for public water systems are in place.

A person knowledgeable of the chemigation system and responsible for its operation or under the supervision of the responsible person, shall shut the system down and make necessary adjustments should the need arise.

Shut off injection equipment after treatment and continue to operate irrigation system until DuPont™ KOCIDE® 3000 has been cleared from the last sprinkler head.

CHEMIGATION SYSTEMS CONNECTED TO PUBLIC WATER SYSTEMS

Public water system means a system for the provision to the public of piped water for human consumption if such system has at least 15 service connections or regularly serves an average of at least 25 individuals daily at least 60 days out of the year.

Chemigation systems connected to public water systems must contain a functional, reduced-pressure zone, backflow preventer (RPZ) or the functional equivalent in the water supply line upstream from the point of pesticide introduction. As an option to the RPZ, the water from the public water system should be discharged into the reservoir tank prior to pesticide introduction. There shall be a complete physical break (air gap) between the outlet end of the fill pipe and the top or overflow rim of the reservoir tank of at least twice the inside diameter of the fill pipe.

The pesticide injection pipeline must contain a functional, automatic, quick-closing check valve to prevent the flow of fluid back toward the injection pump.

The pesticide injection pipeline must contain a functional, normally closed, solenoid-operated valve located on the intake side of the injection pump and connected to the system interlock to prevent fluid from being withdrawn from the supply tank when the irrigation system is either automatically or manually shut down.

The system must contain functional interlocking controls to automatically shut off the pesticide injection pump when the water pump motor stops, or in cases where there is no water pump, when the water pressure decreases to the point where pesticide distribution is adversely affected.

Systems must use a metering pump, such as a positive displacement injection pump (e.g., diaphragm pump) effectively designed and constructed of materials that are compatible with pesticides and capable of being fitted with a system interlock.

Do not apply when wind speed favors drift beyond the area intended for treatment.

NOTE: It must be determined if proper application equipment is available and if waste associated with its use can be properly handled. Agricultural chemicals are often reactive with the materials used in the construction of application equipment, such as aluminum, rubber and some synthetic materials. This factor should be taken into consideration when selecting proper application equipment. It is necessary that all application equipment be thoroughly flushed with clean water after each day's use.

When mixing, fill the nurse tank half full with water. Add KOCIDE® 3000 slowly to tank while hydraulic or mechanical agitation is operating and continue filling with water. Stickers, spreaders, insecticides, nutrients, etc. should be added last. If compatibility is in question, use the Compatibility Jar Test before mixing a whole tank. Because of the wide variety of possible combinations which can be encountered, observe all precautions and limitations on the labels of all products used in mixtures. Agitation of the mixture in the nurse tank is recommended.

KOCIDE® 3000 should be added through a traveling irrigation system continuously or at the last 30 minutes of solid set irrigation systems. Shut off injection equipment after treatment and continue to operate irrigation system until KOCIDE® 3000 has been cleared from the last sprinkler head.

SPRINKLER CHEMIGATION

The system must contain a functional check valve, vacuum relief valve, and low pressure drain appropriately located on the irrigation pipeline to prevent water source contamination from backflow.

The pesticide injection pipeline must also contain a functional, automatic, quick-closing check valve to prevent the flow of fluid back toward the injection pump.

The pesticide injection pipeline must also contain a functional, normally closed, solenoid-operated valve located on the intake side of the injection pump and connected to the system interlock to prevent fluid from being withdrawn from the supply tank when the irrigation system is either automatically or manually shut down.

The system must contain functional interlocking controls to automatically shut off the pesticide injection pump when the water pump motor stops.

The irrigation line or water pump must include a functional pressure switch which will stop the water pump motor when the water pressure decreases to the point where pesticide distribution is adversely affected.

Systems must use a metering pump, such as a positive displacement injection pump (e.g., diaphragm pump) effectively designed and constructed of materials that are

compatible with pesticides and capable of being fitted with a system interlock.

Do not apply when wind speed favors drift beyond the area intended for treatment.

NOTE: It must be determined if proper application equipment is available and if waste associated with its use can be properly handled. Agricultural chemicals are often reactive with the materials used in the construction of application equipment, such as aluminum, rubber and some synthetic materials. This factor should be taken into consideration when selecting proper application equipment. It is necessary that all application equipment be thoroughly flushed with clean water after each day's use.

When mixing, fill the nurse tank half full with water. Add DuPont™ KOCIDE® 3000 slowly to tank while hydraulic or mechanical agitation is operating and continue filling with water. Stickers, spreaders, insecticides, nutrients, etc. should be added last. If compatibility is in question, use the Compatibility Jar Test before mixing a whole tank. Because of the wide variety of possible combinations which can be encountered, observe all precautions and limitations on the labels of all products used in mixtures. Agitation of the mixture in the nurse tank is recommended.

KOCIDE® 3000 should be added through a traveling irrigation system continuously or at the last 30 minutes of solid set irrigation systems. Shut off injection equipment after treatment and continue to operate irrigation system until KOCIDE® 3000 has been cleared from the last sprinkler head.

"Aliette is a registered trademark of Bayer CropScience SA.
"Curtec" is a registered trademark of Bei Incorporated
"Rovral" is a registered trademark of Bayer CropScience Inc.
"Tre-Hold" is a registered trademark of Amvac Chemical Corporation.

SL - 1344-1 022709 08-18-08

STORAGE AND DISPOSAL

Do not contaminate water, food or feed by storage or disposal.

PESTICIDE STORAGE: Store in a cool, dry place.

PESTICIDE DISPOSAL: Pesticide wastes are acutely hazardous. Improper disposal of excess pesticide, spray mixture or rinsate is a violation of Federal Law. If these wastes cannot be disposed of by use according to label instructions, contact your State Pesticide or Environmental Control Agency or the Hazardous Waste representative at the nearest EPA Regional Office for guidance.

CONTAINER DISPOSAL: Completely empty bag into application equipment. Then dispose of empty bag in a sanitary landfill, or by incineration, or if allowed by State and local authorities, by burning. If burned, stay out of smoke.

NOTICE TO BUYER: Purchase of this material does not confer any rights under patents of countries outside of the United States.

The DuPont Oval Logo, DuPont™ and KOCIDE® are registered trademarks of E. I. DuPont de Nemours & Co. Inc.

LIMITATION OF WARRANTY AND LIABILITY

NOTICE: Read this Limitation of Warranty and Liability Before Buying or Using This Product. If the Terms Are Not Acceptable, Return the Product at Once, Unopened, and the Purchase Price Will Be Refunded.

It is impossible to eliminate all risks associated with the use of this product. Such risks arise from weather conditions, soil factors, off target movement, unconventional farming techniques, presence of other materials, the manner of use or application, or other unknown factors, all of which are beyond the control of DuPont. These risks can cause: ineffectiveness of the product, crop injury, or injury to non-target crops or plants. WHEN YOU BUY OR USE THIS PRODUCT, YOU AGREE TO ACCEPT THESE RISKS.

DuPont warrants that this product conforms to the chemical description on the label thereof and is reasonably fit for the purpose stated in the Directions for Use, subject to the inherent risks described above, when used in accordance with the Directions for Use under normal conditions.

TO THE EXTENT CONSISTENT WITH APPLICABLE LAW, DUPONT MAKES NO OTHER EXPRESS OR IMPLIED WARRANTY OF FITNESS OR OF MERCHANTABILITY OR ANY OTHER EXPRESS OR IMPLIED WARRANTY. TO THE EXTENT CONSISTENT WITH APPLICABLE LAW, IN NO EVENT SHALL DUPONT OR SELLER BE LIABLE FOR ANY INCIDENTAL, CONSEQUENTIAL OR SPECIAL DAMAGES RESULTING FROM THE USE OR HANDLING OF THIS PRODUCT. BUYER'S OR USER'S BARGAINED-FOR EXPECTATION IS CROP PROTECTION. TO THE EXTENT CONSISTENT WITH APPLICABLE LAW, THE EXCLUSIVE REMEDY OF THE USER OR BUYER AND THE EXCLUSIVE LIABILITY OF DUPONT OR SELLER, FOR ANY AND ALL CLAIMS, LOSSES, INJURIES OR DAMAGES (INCLUDING CLAIMS BASED ON BREACH OF WARRANTY OR CONTRACT, NEGLIGENCE, TORT OR STRICT LIABILITY), WHETHER FROM FAILURE TO PERFORM OR INJURY TO CROPS OR OTHER PLANTS, AND RESULTING FROM THE USE OR HANDLING OF THIS PRODUCT, SHALL BE THE RETURN OF THE PURCHASE PRICE OF THE PRODUCT, OR AT THE ELECTION OF DUPONT OR SELLER, THE REPLACEMENT OF THE PRODUCT.

To the extent consistent with applicable law that allows such requirement, DuPont or its Ag Retailer must have prompt notice of any claim so that an immediate inspection of buyer's or user's growing crops can be made. Buyer and all users shall promptly notify DuPont or a DuPont Ag Retailer of any claims, whether based on contract, negligence, strict liability, other tort or otherwise, or be barred from any remedy.

This Limitation of Warranty and Liability may not be amended by any oral or written agreement.

NOTIFICATION

MAR 20 2009

For product information call: 1-888-6-DUPONT

Internet address: <http://cropprotection.dupont.com/>

© 2006-2009 E. I. du Pont de Nemours and Company, Wilmington, Delaware 19898.

All rights reserved.