

352-641

08/31/2009 C

1/21



UNITED STATES ENVIRONMENTAL PROTECTION AGENCY
WASHINGTON, D.C. 20460

OFFICE OF
PREVENTION, PESTICIDES AND
TOXIC SUBSTANCES

Edward T. Bockrath
U. S. Registration Specialist
E. I. duPont de Nemours and Company
Stine-Haskell Research Center
P.O. Box 30
Newark, DE 19714

AUG 31 2009

SUBJECT: Applications for Pesticide Notification – Correction of a Typographical Error
DuPont™ Affinity® TankMix Herbicide (with TotalSol® soluble granules)
EPA Reg. No. 352-641
DuPont™ Affinity® BroadSpec Herbicide (with TotalSol® soluble granules)
EPA Reg. No. 352-661
Applications Dated June 17, 2009

Dear Mr. Bockrath:

The Agency is in receipt of your Applications for Pesticide Notification under Pesticide Registration Notice (PRN) 98-10 for the above products. The Registration Division (RD) has conducted a review of these requests for their applicability under PRN 98-10 and finds that the actions requested fall within the scope of PRN 98-10. The labels submitted with the applications have been date-stamped "Notification" and will be placed in our records.

If you have any questions, please call me directly at 703-305-6249 or Terri Stowe of my staff at 703-305-6117.

Sincerely,

A handwritten signature in black ink, appearing to read "Linda Arrington".

Linda Arrington
Notifications & Minor Formulations Team Leader
Registration Division (7505P)
Office of Pesticide Programs



United States
Environmental Protection Agency
 Washington, DC 20460

Registration
 Amendment
 Other

OPP Identifier Number

Application for Pesticide - Section I

1. Company/Product Number 352-641	2. EPA Product Manager J. A. Tompkins	3. Proposed Classification <input checked="" type="checkbox"/> None <input type="checkbox"/> Restricted
4. Company/Product (Name) DuPont™ Affinity® TankMix Herbicide (with TotalSol® soluble granules)	PM# 25	
5. Name and Address of Applicant (Include ZIP Code) E.I. duPont de Nemours and Company Stine-Haskell Research Center, PO Box 30 Newark, DE 19714 <input type="checkbox"/> Check if this is a new address	6. Expedited Review. In accordance with FIFRA Section 3(c)(3) (b)(i), my product is similar or identical in composition and labeling to: EPA Reg. No. _____ Product Name _____	

Section - II

<input type="checkbox"/> Amendment - Explain below.	<input type="checkbox"/> Final printed labels in response to Agency letter dated _____
<input type="checkbox"/> Resubmission in response to Agency letter dated _____	<input type="checkbox"/> "Me Too" Application.
<input checked="" type="checkbox"/> Notification - Explain below.	<input type="checkbox"/> Other - Explain below.

Explanation: Use additional page(s) if necessary. (For section I and Section II.)

NOTIFICATION: Notification of a label (SL-1367-1 061509 10-09-8) change (correction of a typographical error) for "DuPont™ Affinity® TankMix Herbicide (with TotalSol® soluble granules)"; EPA Reg. No. 352-641. This notification is consistent with the provisions of PR Notice 98-10 and EPA Regulations at 40 CFR 152.46, and no other changes have been made to the labeling or Confidential Statement of Formula of this product. I understand that it is a violation of 18 U.S.C. Sec. 1001 to willfully make any false statement to the EPA. I further understand that if this notification is not consistent with the terms of PR Notice 98-10 or 40 CFR 152.46, this product may be in violation of FIFRA and I may be subject to enforcement action and penalties under sections 12 and 14 of FIFRA.

Section - III

1. Material This Product Will Be Packaged In:				2. Type of Container	
Child-Resistant Packaging <input type="checkbox"/> Yes <input type="checkbox"/> No	Unit Packaging <input type="checkbox"/> Yes <input type="checkbox"/> No	Water Soluble Packaging <input type="checkbox"/> Yes <input type="checkbox"/> No			
* Certification must be submitted		If "Yes" Unit Packaging wgt. No. per container	If "Yes" Package wgt No. per container	<input type="checkbox"/> Metal <input type="checkbox"/> Plastic <input type="checkbox"/> Glass <input type="checkbox"/> Paper <input type="checkbox"/> Other (Specify) _____	
3. Location of Net Contents Information		4. Size(s) Retail Container		5. Location of Label Directions	
<input type="checkbox"/> Label <input type="checkbox"/> Container				<input type="checkbox"/> _____	
6. Manner in Which Label is Affixed to Product			<input type="checkbox"/> Lithograph Paper glued <input type="checkbox"/> Stenciled <input type="checkbox"/> Other _____		

Section - IV

1. Contact Point (Complete items directly below for identification of individual to be contacted, if necessary, to process this application.)					
Name Edward T. Bockrath	Title US Registration Specialist	Telephone No. (include Area Code) 302-366-6418			
Certification I certify that the statements I have made on this form and all attachments thereto are true, accurate and complete. I acknowledge that any knowingly false or misleading statement may be punishable by fine or imprisonment or both under applicable law.					6. Date Application Received (Stamped) _____ _____ _____ _____ _____
2. Signature 		3. Title US Registration Specialist			
4. Typed Name Edward T. Bockrath		5. Date June 17, 2009			



DuPont Crop Protection
Stine-Haskell Research Center
P.O. Box 30
Newark, DE 19714-0030

3/21

REGISTRATION ACTION: Notification of label change
FEE CATEGORY: Not Applicable REGISTRATION FEE: Not Applicable
E-Mail Contact: DuPont.USRegFee@usa.dupont.com

June 17, 2009

NOTIFICATION
SEP 3 1 2009

Document Processing Desk (NOTIF)
Office of Pesticide Programs (7504P)
U.S. Environmental Protection Agency
One Potomac Yard, Room S-4900
2777 S. Crystal Drive
Arlington, VA 22202-4501

SUBJECT: Notification of a label change (correction of a typographical error);
“DuPont™ Affinity® TankMix Herbicide
(with TotalSol® soluble granules)”;
EPA Reg. No. 352-641

Dear Sir or Madam,

E.I. duPont de Nemours and Company (“DuPont”) is herein notifying the Agency of the correction of a typographical error on Master Labeling (identified as SL-1367-1 061509 10-09-08) for “DuPont™ Affinity® TankMix Herbicide (with TotalSol® soluble granules)”, EPA Reg. No. 352-641. DuPont is submitting this correction via notification based on the guidance provided by the Agency in an e-mail dated June 10, 2009.

On October 9, 2008, the Agency approved draft labeling for “DuPont™ Affinity® TankMix Herbicide (with TotalSol® soluble granules)” that incorporated the following text in the “Grazing” section of the label:

o o o o
o o o o
o o o o
o o o o
o o o o
o o o o
o o o o
o o o o
o o o o
o o o o
o o o o
o o o o
o o o o
o o o o
o o o o
o o o o
o o o o
o o o o
o o o o
o o o o
o o o o
o o o o

4/21

Document Processing Desk (NOTIF)
EPA Reg. No. 352-641
June 17, 2009
Page 2 of 3

“Allow at least 7 days between application and grazing of treated forage. In addition, allow at least 7 days between application and feeding of forage from treated areas to livestock. Allow at least 30 days between application and feeding of hay from treated areas to livestock. Harvested straw may be used for bedding and/or feed. Allow at least 45 days between application and harvesting of grain.”

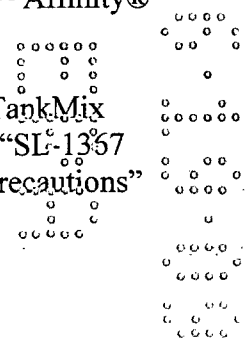
This new text superceded previously labeled “DuPont™ Affinity® TankMix Herbicide (with TotalSol® soluble granules)” grazing text, including conflicting statements that were inadvertently left in the “Precautions” section of the Agency approved label (identified as SL-1367 101508 10-09-08):

“Do not graze treated fields or feed treated forage or hay. Harvested straw may be used for bedding and/or feed.”

With this submission, DuPont is providing the Agency with corrected labeling (identified as SL-1367-1 061509 10-09-08) that clarifies the Agency approved grazing directions by removing the conflicting statements in the “Precautions” section.

To facilitate this notification, enclosed are the following documents:

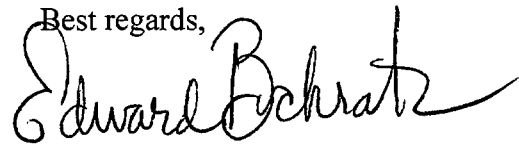
- A completed “Application for Pesticide – Other”, EPA Form 8570-1
- Two copies of product labeling (SL-1367-1 061509 10-09-08) for “DuPont™ Affinity® TankMix Herbicide (with TotalSol® soluble granules)”
- One highlighted copy of product labeling (SL-1367-1 061509 10-09-08) noting the correction of the typographical error for “DuPont™ Affinity® TankMix Herbicide (with TotalSol® soluble granules)”
- One copy of the previously approved “DuPont™ Affinity® TankMix Herbicide (with TotalSol® soluble granules)” – identified as “SL-1367 101508 10-09-08” – with the conflicting statements in the “Precautions” section highlighted, for reference



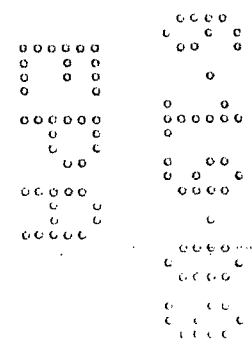
Document Processing Desk (NOTIF)
EPA Reg. No. 352-641
June 17, 2009
Page 3 of 3

This notification is consistent with the provisions of PR Notice 98-10 and EPA Regulations at 40 CFR 152.46, and no other changes have been made to the labeling or Confidential Statement of Formula of this product. I understand that it is a violation of 18 U.S.C. Sec. 1001 to willfully make any false statement to the EPA. I further understand that if this notification is not consistent with the terms of PR Notice 98-10 or 40 CFR 152.46, this product may be in violation of FIFRA and I may be subject to enforcement action and penalties under sections 12 and 14 of FIFRA.

If you have any questions regarding this submission, please contact me at 302-366-6418, or by e-mail at edward.t.bockrath@usa.dupont.com.

Best regards,


Edward T. Bockrath
U.S. Registration Specialist
DuPont Crop Protection





H-


6/21

NOTIFICATION

SEP 3 1 2009

**DuPont™ Affinity®
TankMix**

herbicide (with TotalSol® soluble granules)



DUPONT™ AFFINITY® TANKMIX HIGHLIGHTS

- For selective postemergence broadleaf weed control in wheat (including durum), barley, oat, triticale and fallow (see Application Information)
- Apply 0.6 - 1.0 ounce per acre in a tank mix with other suitable registered herbicides (see Tank Mixtures)
- May be applied by ground or by air
- Apply after the crop is in the 2-leaf stage, but before the flag leaf is visible on wheat, barley, triticale, and winter oat. On spring oat, apply after the crop is in the 3-leaf stage but before jointing.
- Consult label text for complete instructions. Always read and follow label directions for use.

TABLE OF CONTENTS

PRECAUTIONARY STATEMENTS1

GENERAL INFORMATION2

DIRECTIONS FOR USE.....2

CEREALS

Application Timing3

Use Rate3

Spray Adjuvants3

Weeds Controlled4

Specific Weed Problems6

Tank Mixtures6

GENERAL USE AND APPLICATION DIRECTIONS - ALL CROPS

Ground Application.....9

Aerial Application9

Crop Rotation10

Grazing10

Mixing Instructions10

Spray Equipment10

At the End of the Day.....10

After Spraying AFFINITY® TANKMIX and before Spraying Crops Other Than Wheat, Barley, or Triticale10

SPRAY DRIFT MANAGEMENT.....11

Importance of Droplet Size11

Controlling Droplet Size - General Techniques11

Controlling Droplet Size - Aircraft11

Boom Height11

Wind11

Temperature and Humidity11

Temperature Inversions11

Shielded Sprayers11

RESISTANCE.....12

INTEGRATED PEST MANAGEMENT12

PRECAUTIONS12

STORAGE AND DISPOSAL.....13

NOTICE OF WARRANTY14



DuPont™ Affinity® TankMix

**herbicide (with TotalSol®
soluble granules)**

**For Use on Wheat (including durum),
Barley, Oat, Triticale and Fallow**

Active Ingredients:	By Weight
Thifensulfuron-methyl	
Methyl 3-[[[(4-methoxy-6-methyl-1,3,5-triazin-2-yl) amino]carbonyl]amino]sulfonyl]-2-thiophenecarboxylate	40%
Tribenuron methyl	
Methyl 2-[[[(4-methoxy-6-methyl-1,3,5-triazin-2-yl)methylamino]carbonyl]amino]sulfonyl]benzoate	10%
Inert Ingredients:	50%
TOTAL	100%

EPA Reg. No. 352-641

EPA Est. No. _____

Net Contents: _____

KEEP OUT OF REACH OF CHILDREN CAUTION

Si usted no entiende la etiqueta, busque a alguien para que se la explique a usted en detalle. (If you do not understand this label, find someone to explain it to you in detail.)

FIRST AID

If on skin or clothing: Take off contaminated clothing. Rinse skin immediately with plenty of water for 15-20 minutes. Call a poison control center or doctor for treatment advice.

Have the product container or label with you when calling a poison control center or doctor, or going for treatment.

You may also contact 1-800-441-3637 for emergency medical treatment information.

PRECAUTIONARY STATEMENTS HAZARDS TO HUMANS AND DOMESTIC ANIMALS

Caution! Avoid contact with eyes, skin, or clothing. Prolonged or frequently repeated skin contact may cause allergic reactions in some individuals. Wash thoroughly with soap and water after handling.

For medical emergencies involving this product, call toll free 1-800-441-3637.

PERSONAL PROTECTIVE EQUIPMENT

Some of the materials that are chemical-resistant to this product are listed below. If you want more options, follow the instructions for Category A on an EPA chemical resistance category selection chart.

Applicators and other handlers must wear:

- Long-sleeved shirt and long pants.
- Chemical Resistant Gloves made of any waterproof material such as polyethylene or polyvinyl chloride.
- Shoes plus socks.

Follow manufacturer's instructions for cleaning/maintaining PPE. If no such instructions for washables, use detergent and hot water. Keep and wash PPE separately from other laundry.

Engineering Control Statement: When handlers use closed systems, enclosed cabs, or aircraft in a manner that meets the requirements listed in the Worker Protection Standard (WPS) for agricultural pesticides [40 CFR 170.240 (d)(4-6)], the handler PPE requirements may be reduced or modified as specified in the WPS.

Important: When reduced PPE is worn because a closed system is being used, handlers must be provided all PPE specified above for "Applicators and Other Handlers" and have such PPE immediately available for use in an emergency, such as a spill or equipment breakdown.

USER SAFETY RECOMMENDATIONS

USERS SHOULD: Wash hands before eating, drinking, chewing gum, using tobacco or using the toilet. Remove clothing immediately if pesticide gets inside. Then wash thoroughly and put on clean clothing. Remove PPE immediately after handling this product. Wash the outside of gloves before removing. As soon as possible, wash thoroughly and change into clean clothing.

ENVIRONMENTAL HAZARDS

Do not apply directly to water, or to areas where surface water is present, or to intertidal areas below the mean high water mark. Do not contaminate water when cleaning equipment or disposing of equipment wash waters. Do not apply where/when conditions favor runoff.

9/21

PESTICIDE HANDLING

- Calibrate sprayers only with clean water away from the well site.
- Make scheduled checks of spray equipment.
- Assure accurate measurement of pesticides by all operation employees.
- Mix only enough product for the job at hand.
- Avoid over-filling of spray tank.
- Do not discharge excess material on the soil at a single spot in the field/grove or mixing/loading station.
- Dilute and agitate excess solution and apply at labeled rates/uses.
- Avoid storage of pesticides near well sites.
- When triple rinsing the pesticide container, be sure to add the rinsate to the spray mix.

GENERAL INFORMATION

DuPont™ AFFINITY® TankMix herbicide is for use in a tank mix with other suitable registered herbicides to provide selective postemergence control of certain broadleaf weeds in wheat (including durum), barley, oat, triticale, post-harvest burndown, pre-plant burndown and fallow. AFFINITY® TankMix is a soluble granule to be mixed in water or other recommended carrier and applied as a uniform broadcast spray. It is noncorrosive, nonflammable, nonvolatile and does not freeze.

BIOLOGICAL ACTIVITY AND ENVIRONMENTAL CONDITIONS

Best results are obtained when AFFINITY® TankMix is applied to young, actively growing weeds. The use rate will depend on weed spectrum and size of weed at time of application. The degree of control and duration of effect are dependent on rate used, sensitivity and size of target weed and environmental conditions at the time of and following application. AFFINITY® TankMix stops growth of susceptible weeds rapidly. However, typical symptoms of dying weeds (discoloration) may not be noticeable for 1-3 weeks after application (2-5 weeks for wild garlic, when present) depending on the environmental conditions and weed susceptibility. Warm, moist conditions following treatment promote the activity of AFFINITY® TankMix, while cold, dry conditions delay the activity. Weeds hardened-off by cold weather or drought stress will be less susceptible.

A vigorous growing crop will aid weed control by shading and providing competition for weeds. However, a dense crop canopy at time of application can intercept spray and result in reduced weed control. Weeds may not be adequately controlled in areas of thin crop stand or seeding skips.

Applications made to weeds that are in the cotyledon stage, larger than the size indicated, or to weeds under stress may result in unsatisfactory control.

AFFINITY® TankMix may injure crops that are stressed from adverse environmental conditions (such as extreme temperatures or moisture), abnormal soil conditions, or cultural practices. In addition, different varieties of the crop may have differing levels of sensitivity to treatment with AFFINITY® TankMix under otherwise normal conditions.

Treatment of sensitive crop varieties may injure crops. To reduce the potential of crop injury, tank mix AFFINITY® TankMix with 2,4-D (ester formulations perform best – see "TANK MIXTURES" section of this label) and apply after the crop is in the tillering stage of growth.

Weed control may be reduced if rainfall or snowfall occurs soon after application. Several hours of dry weather are needed to allow AFFINITY® TankMix to be sufficiently absorbed by weed foliage.

DIRECTIONS FOR USE

It is a violation of Federal law to use this product in a manner inconsistent with its labeling.

Do not apply this product in a way that will contact workers or other persons, either directly or through drift. Only protected handlers may be in the area during application. For any requirements specific to your State or Tribe, consult the agency responsible for pesticide regulation.

AGRICULTURAL USE REQUIREMENTS

Use this product only in accordance with its labeling and with the Worker Protection Standard, 40 CFR part 170. This Standard contains requirements for the protection of agricultural workers on farms, forests, nurseries, and greenhouses, and handlers of agricultural pesticides. It contains requirements for training, decontamination, notification, and emergency assistance. It also contains specific instructions and exceptions pertaining to the statements on this label about personal protective equipment (PPE) and restricted-entry interval. The requirements in this box only apply to uses of this product that are covered by the Worker Protection Standard. Do not enter or allow worker entry into treated areas during the restricted entry interval (REI) of 12 hours.

PPE required for early entry to treated areas that is permitted under the Worker Protection Standard and that involves contact with anything that has been treated, such as plants, soil, or water, is:

- Coveralls.
- Chemical Resistant Gloves made of any waterproof material.
- Shoes plus socks.

AFFINITY® TankMix herbicide should be used only in accordance with instructions on this label or in separately published DuPont instructions.

DuPont will not be responsible for losses or damages resulting from the use of this product in any manner not specified by DuPont.

AFFINITY® TankMix is for use on wheat, barley, oat, triticale, post-harvest burndown, pre-plant burndown and fallow in most states. Check with your state extension service or Department of Agriculture before use, to be certain AFFINITY® TankMix is registered in your state.

10/21

APPLICATION TIMING

Wheat (Including Durum), Barley, Winter Oat and Triticale

Make applications after the crop is in the 2-leaf stage, but before the flag leaf is visible. Do not harvest within 45 days of the last application.

Spring Oat

Make applications after the crop is in the 3-leaf stage but before jointing. Do not use on "Ogle", "Porter" or "Premier" varieties as crop injury can occur.

Pre-Plant Burndown

For burndown of emerged weeds, broadcast applications of DuPont™ AFFINITY® TankMix may be applied up through planting, but before wheat (including durum), barley, or triticale plants emerge. AFFINITY® TankMix can be used as a burndown treatment prior to planting other crops. See "CROP ROTATION" for the time interval required before planting.

Post Harvest

AFFINITY® TankMix may be used as a burndown treatment to crop stubble when the majority of weeds have emerged and are actively growing. (See the "CROP ROTATION" section of this label for additional information).

Fallow

Apply AFFINITY® TankMix in the spring or fall when the majority of weeds have emerged and are actively growing. Generally, such applications are made in the spring or fall when most cereal applications are made. (See the "CROP ROTATION" section of this label for additional information).

USE RATES

Unless otherwise specified by DuPont, do not use less than 0.6 ounce AFFINITY® TankMix per acre.

Wheat, Barley and Triticale

Apply 0.6 - 1 ounce AFFINITY® TankMix per acre in a tank mix with other suitable registered herbicides.

Sequential treatments of AFFINITY® TankMix may be made provided the total amount of AFFINITY® TankMix applied to the crop does not exceed 1.8 ounces per acre.

Oat

Apply 0.6 to 0.75 ounce AFFINITY® TankMix per acre in a tank mix with other suitable registered herbicides. Do not make more than one application of AFFINITY® TankMix per crop season on oat.

Pre-Plant Burndown

Apply 0.6 - 1 ounce AFFINITY® TankMix per acre as a burndown treatment prior to planting any crop; or shortly after planting, but prior to emergence of, wheat (including durum), barley, or triticale. See "CROP ROTATION" for the time interval required before planting.

AFFINITY® TankMix should be applied in combination with other suitable registered preplant burndown herbicides (See the "TANK MIXTURES" section of this label for additional information).

Sequential treatments of AFFINITY® TankMix may also be made provided the total amount of AFFINITY® TankMix applied during one fallow/preplant season does not exceed 1.8 ounces per acre.

Post Harvest and Fallow

Apply 0.6 - 1 ounce AFFINITY® TankMix per acre as a postemergence fallow treatment, in combination with other suitable registered fallow herbicides (See the "TANK MIXTURES" section of this label for additional information). See "CROP ROTATION" for the time interval required before planting.

Sequential treatments of AFFINITY® TankMix may be made provided the total amount of AFFINITY® TankMix applied in fallow does not exceed 1.8 ounces per acre.

SPRAY ADJUVANTS

Include a spray adjuvant with applications of AFFINITY® TankMix. An ammonium nitrogen fertilizer may also be used. Do not use low rates of liquid nitrogen fertilizer solution as a substitute for a surfactant. Always use a surfactant, unless otherwise recommended. Antifoaming agents may be used if needed.

Consult your Ag dealer or applicator, local DuPont fact sheets and technical bulletins prior to using an adjuvant system. Select adjuvants that are authorized for use with all products in an AFFINITY® TankMix tank mix. Products must contain only EPA-exempt ingredients (40 CFR 1001).

Nonionic Surfactant (NIS)

- Apply 0.25 to 0.50% volume/volume (2 pints to 4 pints per 100 gal of spray solution).
- Surfactant products must contain at least 60% nonionic surfactant with a hydrophilic/lipophilic balance (HLB) greater than 12. - See the "TANK MIXTURES" section of this label for additional information.

Crop Oil Concentrate (COC) - Petroleum or Modified Seed Oil (MSO)

- Apply at least 1% v/v (1 gal per 100 gal spray solution), or 2% under arid conditions. MSO adjuvants may be used at 0.5% v/v if specified on local DuPont product literature or service policies.
- Oil adjuvants must contain at least 80% high quality, petroleum (mineral) or modified vegetable seed oil with at least 15% surfactant emulsifiers.

Special Adjuvant Types

- Combination adjuvant products may be used at doses that provide the required amount of NIS, COC, MSO and/or ammonium nitrogen fertilizer. Consult product literature for use rates and restrictions.
- In addition to the adjuvants specified above, other adjuvant types may be used if they provide the same functionality and have been evaluated and approved by DuPont product management. Consult separate DuPont technical bulletins for detailed information before using adjuvant types not specified on this label.

Ammonium Nitrogen Fertilizer

- Use 2 qt/acre of a high-quality urea ammonium nitrate (UAN) with a surfactant, such as 28%N or 32%N, or 2 lb/acre of a spray-grade ammonium sulfate (AMS), with a surfactant. Use 4 qt/acre UAN or 4 lb/acre AMS under arid conditions.

WEEDS CONTROLLED WHEN TANK-MIXED WITH BROMOXYNIL CONTAINING PRODUCTS

(Such as "Buctril", "Bison", "Bronate" or "Bronate Advanced" or "Rhino")

Annual knawel	Mallow (little)
Annual sowthistle	Marshelder
Black mustard	Miners lettuce
Black nightshade	Mouseear chickweed
Bushy wallflower/Treacle mustard	Pennsylvania smartweed
Carolina geranium	Pepperweed species
Coast fiddleneck	Prickly lettuce*‡
Common buckwheat	Prostrate knotweed
Common chickweed*	Puncturevine
Common cocklebur	Redmaids
Common groundsel	Redroot pigweed
Common lambsquarters	Russian thistle*‡
Common ragweed	Scentless chamomile/mayweed
Common sunflower*	Shepherd's-purse
Common tarweed	Silverleaf nightshade
Corn chamomile	Smallflower buttercup
Corn gromwell	Smooth Pigweed
Corn spurry	Spiny pigweed
Cow cockle	Stinking mayweed/Dogfennel
Cress (mouse-ear)	Swinecress
Cutleaf nightshade	Tall morningglory
Curly dock	Tall waterhemp
Eastern black nightshade	Tansymustard
False chamomile	Tartary buckwheat
Field pennycress	Tarweed fiddleneck
Flixweed	Tumble/Jim Hill mustard
Fumitory	Velvetleaf
Giant Ragweed	Volunteer canola
Green smartweed	Volunteer lentils
Hemp sesbania	Volunteer peas
Henbit	Volunteer sunflower*
Horned poppy	White cockle
Ivyleaf morningglory	Wild buckwheat
Jimsonweed	Wild chamomile
Kochia *‡	Wild mustard
Ladysthumb	Wild radish
Lanceleaf sage	Yellow rocket
London rocket	

PARTIAL CONTROL**

Canada thistle	Cutleaf eveningprimrose
Common mallow	Marestail

* See SPECIFIC WEED PROBLEMS for more information.

**Partial control: A visual reduction of weed population as well as a significant loss of vigor for individual weed plants. For better results, use 6 ounce active ingredient per acre of bromoxynil containing herbicide (such as "Bronate" or "Bison" at 1 1/2 pint per acre - refer to the "USE RATES" section of this label).

‡ Naturally occurring resistant biotypes of kochia, prickly lettuce, and Russian thistle are known to occur. See the "TANK MIXTURES" and "SPECIFIC WEED PROBLEMS" sections of this label for additional details.

WEEDS CONTROLLED WHEN TANK-MIXED WITH 2,4-D CONTAINING PRODUCTS

(Such as "Agri-Star", "Barrage", "Omni-Amine" or "Weedar 64")

Annual knawel	Marshelder
Annual sowthistle	Miners lettuce
Black mustard	Mouseear chickweed
Bushy wallflower/Treacle mustard	Pennsylvania smartweed
Carolina geranium	Pepperweed species
Coast fiddleneck	Prickly lettuce*‡
Common buckwheat	Prostrate knotweed
Common cocklebur	Puncturevine
Common groundsel	Redmaids
Common lambsquarters	Redroot pigweed
Common mallow	Russian thistle*‡
Common purselane	Scentless chamomile/mayweed
Common sunflower*	Shepherd's-purse
Common ragweed	Smallflower buttercup
Common tarweed	Smooth Pigweed
Corn chamomile	Spiny pigweed
Corn spurry	Stinking mayweed/Dogfennel
Cow cockle	Swinecress
Cress (mouse-ear)	Tansymustard
Cutleaf nightshade	Tarweed fiddleneck
Curly dock	Tumble/Jim Hill mustard
False chamomile	Velvetleaf
Field pennycress	Volunteer canola
Flixweed	Volunteer lentils
Giant ragweed	Volunteer peas
Green smartweed	Volunteer sunflower*
Henbit	White cockle
Ivyleaf morningglory	Wild buckwheat
Kochia *‡	Wild chamomile
Ladysthumb	Wild mustard
London rocket	Wild radish
Mallow (little)	

PARTIAL CONTROL**

Canada thistle	Marestail
Corn gromwell	Tall morningglory
Fumitory	Tall waterhemp
Hemp sesbania	

* See SPECIFIC WEED PROBLEMS for more information.

**Partial control: A visual reduction of weed population as well as a significant loss of vigor for individual weed plants. For better results, use higher rates 2,4-D containing herbicides (such as "Barrage" or "AgriStar" - refer to the "USE RATES" sections of these labels).

‡ Naturally occurring resistant biotypes of kochia, prickly lettuce, and Russian thistle are known to occur. See the "TANK MIXTURES" and "SPECIFIC WEED PROBLEMS" sections of this label for additional details.

12/27

WEEDS CONTROLLED WHEN TANK-MIXED WITH 2,4-D + DICAMBA CONTAINING PRODUCTS

(Such as "Banvel", "Banvel + 2,4-D or "Clarity")

- | | |
|----------------------------------|-----------------------------|
| Annual knawel | Marshelder |
| Annual sowthistle | Miners lettuce |
| Black mustard | Mouseear chickweed |
| Bushy wallflower/Treacle mustard | Pennsylvania smartweed |
| Carolina geranium | Pepperweed species |
| Coast fiddleneck | Prickly lettuce*‡ |
| Common buckwheat | Prostrate knotweed |
| Common cocklebur | Puncturevine |
| Common groundsel | Redmaids |
| Common lambsquarters | Redroot pigweed |
| Common mallow | Russian thistle*‡ |
| Common purselane | Scentless chamomile/mayweed |
| Common sunflower* | Shepherd's-purse |
| Common ragweed | Smallflower buttercup |
| Common tarweed | Smooth Pigweed |
| Corn chamomile | Spiny Pigweed |
| Corn spurry | Stinking mayweed/Dogfennel |
| Cow cockle | Swinecress |
| Cress (mouse-ear) | Tall morningglory |
| Cutleaf nightshade | Tall waterhemp |
| Curly dock | Tansymustard |
| False chamomile | Tarweed fiddleneck |
| Field pennycress | Tumble/Jim Hill mustard |
| Flixweed | Velvetleaf |
| Fumitory | Volunteer canola |
| Giant ragweed | Volunteer lentils |
| Green smartweed | Volunteer peas |
| Hemp sesbania | Volunteer sunflower* |
| Henbit | White cockle |
| Ivyleaf morningglory | Wild buckwheat |
| Kochia *‡ | Wild chamomile |
| Ladysthumb | Wild mustard |
| London rocket | Wild radish |
| Mallow (little) | |

PARTIAL CONTROL**

- | | |
|----------------|---------------|
| Canada thistle | Marestail |
| Corn gromwell | Spiny pigweed |

* See SPECIFIC WEED PROBLEMS for more information.

**Partial control: A visual reduction of weed population as well as a significant loss of vigor for individual weed plants. For better results, use higher rates 2,4-D and or dicamba containing herbicides (such as "Barrage", "AgriStar", "Banvel", "Banvel SFG" or "Clarity" - refer to the "USE RATES" sections of these labels).

‡ Naturally occurring resistant biotypes of kochia, prickly lettuce, and Russian thistle are known to occur. See the "TANK MIXTURES" and "SPECIFIC WEED PROBLEMS" sections of this label for additional details.

WEEDS CONTROLLED WHEN TANK-MIXED WITH FLUROXYPYR CONTAINING PRODUCTS

(Such as "Starane", "Starane +Saber", "Starane +Sword" or "Starane +Salvo")

- | | |
|----------------------------------|-----------------------------|
| Annual knawel | Morningglory species *** |
| Annual sowthistle | Mouseear chickweed |
| Bedstraw (cleavers) *** | Pennsylvania smartweed |
| Black mustard | Prickly lettuce *** ‡ |
| Bushy wallflower/Treacle mustard | Prostrate knotweed |
| Carolina geranium | Puncturevine *** |
| Coast fiddleneck | Redmaids |
| Coffeeweed *** | Redroot pigweed |
| Common buckwheat | Russian thistle * ‡ |
| Common chickweed *** | Scentless chamomile/mayweed |
| Common cocklebur *** | Shepherd's-purse |
| Common groundsel | Smallflower buttercup |
| Common lambsquarters | Stinking mayweed/Dogfennel |
| Common purslane *** | Swinecress |
| Common ragweed *** | Tansymustard |
| Common sunflower *** | Tarweed fiddleneck |
| Corn chamomile | Tumble/Jim Hill mustard |
| Corn spurry | Velvetleaf *** |
| Cress (mouse-ear) | Venice mallow *** |
| Curly dock | Volunteer canola |
| False chamomile | Volunteer flax *** |
| Field pennycress | Volunteer lentils |
| Flixweed | Volunteer peas |
| Green smartweed | Volunteer sunflower * |
| Hemp dogbane *** | White cockle |
| Kochia * ‡ | Wild buckwheat |
| Ladysthumb | Wild chamomile |
| London rocket | Wild mustard |
| Mallow (little) | White clover *** |
| Marshelder | |
| Miners lettuce | |

PARTIAL CONTROL**

- | | |
|--------------------------|-----------------------|
| Black nightshade | Field horsetail |
| Canada thistle | Henbit |
| Common mallow | Marestail |
| Cutleaf nightshade | Silverleaf nightshade |
| Eastern black nightshade | Volunteer potato § |
| Field Bindweed | |

* See SPECIFIC WEED PROBLEMS for more information.

**Partial control: A visual reduction of weed population as well as a significant loss of vigor for individual weed plants. Use 1 1/2 - 2 ounce active ingredient per acre of fluroxypyr containing herbicide (such as "Starane" at 1/2 - 2/3 pint per acre - refer to the "USE RATES" section of this label).

*** Use 1 1/2 - 2 ounce active ingredient per acre fluroxypyr containing herbicides (such as "Starane" at 1/2 - 2/3 pint per acre).

‡ Naturally occurring resistant biotypes of kochia, prickly lettuce and Russian thistle are known to occur. See the "TANK MIXTURES" and "SPECIFIC WEED PROBLEMS" sections of this label for additional details.

§ Use 2-4 ounce active ingredient per acre fluroxypyr containing herbicides (such as "Starane" at 1 1/3 pint per acre). See specific fluroxypyr containing herbicide label for rate recommendation and precautions.

SPECIFIC WEED PROBLEMS

Common chickweed: For best results, apply DuPont™ AFFINITY® TankMix in a tank mix with either bromoxynil or fluroxypyr when all or the majority of weeds have germinated and are past the cotyledon stage and less than 3 inches tall or across. When mixing with bromoxynil, use a minimum of 6 ounces active ingredient per acre (such as "Bronate" or "Bison" at 1 1/2 pint per acre). When mixing with fluroxypyr, use a minimum of 1 1/2 ounces active ingredient per acre (such as "Starane" at 1/2 pint per acre).

Kochia: Naturally occurring biotypes resistant to AFFINITY® TankMix are known to occur.

For best results, AFFINITY® TankMix in a tank mix with CleanWave, WideMatch, Colt, or herbicides containing the active ingredient bromoxynil or fluroxypyr. See "TANK MIXTURES" for additional information.

Prickly lettuce: : Naturally occurring biotypes resistant to AFFINITY® TankMix are known to occur. For best results, AFFINITY® TankMix tank mixed with a minimum of 1 1/2 ounces active ingredient per acre of fluroxypyr containing herbicide (such as "Starane" at 1/2 pint per acre) should be applied in the spring when prickly lettuce are 2" to 4" across and are actively growing.

Russian Thistle: Naturally occurring biotypes resistant to AFFINITY® TankMix are known to occur. AFFINITY® TankMix should be applied in the spring when Russian thistle are less than 2" tall and are actively growing. Apply a minimum of 6 ounces active ingredient per acre of a bromoxynil containing herbicide (such as "Bronate" or "Bison" at 1 1/2 pints per acre) when all or the majority of weeds have germinated.

AFFINITY® TankMix can also be tank mixed with a minimum of 1 1/2 ounces active ingredient per acre of a fluroxypyr and 2,4-D or MCP containing herbicide (such as "Starane +Saber" at 1 1/2 pints per acre, "Starane +Sword" at 1 1/8 pints per acre or "Starane +Salvo" at 1 pint per acre) and should be applied in the spring when Russian thistle are less than 2" tall and are actively growing.

SU / Clearfield Tolerant Volunteer Sunflowers: For suppression, apply a minimum of 1 1/2 ounces active ingredient per acre of a fluroxypyr containing herbicide (such as "Starane" at 1/2 pint per acre).

For improved results, apply a minimum of 6 ounces active ingredient per acre of a bromoxynil containing herbicide (such as "Bronate" or "Bison" at 1 1/2 pints per acre). Delay application until first sunflower seedlings emerging are 4 inches in height.

For improved results, AFFINITY® TankMix tank mixed with a minimum of 1 1/2 ounces active ingredient per acre of a fluroxypyr and 2,4-D or MCP containing herbicide (such as "Starane +Saber" at 1 1/2 pints per acre, "Starane +Sword" at 1 1/8 pints per acre or "Starane +Salvo" at 1 pint per acre) should be applied in the spring when SU/Clearfield tolerant volunteer sunflower are less than 2" tall and are actively growing.

TANK MIXTURES

Read and follow all manufacturers' label instructions for any companion herbicides, fungicides, and/or insecticides. If those instructions conflict with this label, do not tank mix that product with AFFINITY® TankMix. Read and follow all label instructions on timing, precautions, and warnings for any companion products before using these tank mixtures. Follow the most restrictive labeling.

In cereals, AFFINITY® TankMix may be tank mixed with other suitable registered herbicides to control weeds listed as partially controlled, weeds resistant to AFFINITY® TankMix or weeds not listed under the "WEEDS CONTROLLED" sections of this label.

2,4-D (amine or ester) or MCP (amine or ester)

AFFINITY® TankMix may be tank mixed with the amine and ester formulations of 2,4-D and MCP herbicides for use on wheat, barley, or fallow (MCP can also be used for oat).

For best results in the Red River Valley and adjacent areas of North Dakota and Minnesota, add the ester formulations of 2,4-D or MCP herbicides to the tank at 3/8 lb active ingredient (such as 3/4 pint of a 4 lb/gal product, 1/2 pint of a 6 lb/gal product). No additional surfactant is needed with this mixture.

For best results, in other areas, add the ester formulations of 2,4-D or MCP herbicides to the tank at 1/4 to 3/8 lb active ingredient (such as 1/2 to 3/4 pint of a 4 lb/gal product, 1/3 to 1/2 pint of a 6 lb/gal product). Nonionic surfactant may be added to the mixture at 1/2 to 1 quart per 100 gal of spray solution (0.125 to 0.25% v/v); however, adding nonionic surfactant may increase the potential for crop injury, especially at the higher phenoxy rates. Higher rates of 2,4-D or MCP may be used, but do not exceed the highest rate allowed by those respective labels.

With dicamba (such as "Banvel"/"Banvel" SGF/"Clarity")

AFFINITY® TankMix may be tank mixed with 1/16 to 1/8 lb active ingredient dicamba (such as 2-4 fluid ounces of "Banvel", 4-8 fluid ounces of "Banvel" SGF, or 2-4 fluid ounces of "Clarity"). Use higher rates when weed infestation is heavy. Nonionic surfactant may be added to the mixture at 1/2 to 1 quart per 100 gal of spray solution (0.125 to 0.25% v/v); however, adding nonionic surfactant may increase the potential for crop injury. Refer to the specific dicamba label for application timing and restrictions. Tank mixes of AFFINITY® TankMix plus dicamba may result in reduced control of some broadleaf weeds.

With 2,4-D or MCP (amine or ester) and "Banvel"/"Clarity"

AFFINITY® TankMix may be applied in a 3-way tank mix with formulations of dicamba and 2,4-D or MCP. Make application of AFFINITY® TankMix plus 1/16 to 1/8 lb active ingredient dicamba (such as 2 to 4 fluid ounces of "Banvel", 4 to 8 fluid ounces of "Banvel" SGF, or 2 to 4 fluid ounces of "Clarity") plus 1/4 to 3/8 lb active ingredient 2,4-D or MCP ester or amine per acre. Use higher rates when weed infestation is heavy. Nonionic surfactant may be added to the mixture at 1/2 to 1 quart per 100 gal of spray solution (0.125 to 0.25% v/v); however, adding nonionic surfactant may increase the potential for crop injury. Apply this three-way combination to winter wheat after the crop is tillering and prior to jointing (first node).

In Spring Wheat (including Durum), apply after the crop is tillering and before it exceeds the 5-leaf stage.

In Spring Barley, apply after the crop is tillering and before it exceeds the 4-leaf stage.

With Bromoxynil containing products (such as "Buctril", "Bison", "Bronate", "Bronate Advanced" or "Rhino")

DuPont™ AFFINITY® TankMix may be tank mixed with bromoxynil containing herbicides registered for use on wheat, barley or triticale. For best results, add bromoxynil containing herbicides to the tank at 6 to 12 oz active ingredient per acre (such as "Bronate" or "Bison" at 3/4 to 1 1/2 pt per acre). Tank mixes of AFFINITY® TankMix plus bromoxynil may result in reduced control of Canada thistle.

With fluroxypyr containing products (such as "Starane" NXT, "Starane", "Starane + Salvo", "Starane + Sword")

AFFINITY® TankMix may be tank mixed with 1/3 to 2/3 pint per acre of Starane, 2/3 to 1 1/3 pints per acre of Starane + Salvo, 3/4 to 1 1/2 pints per acre of Starane + Sword.

AFFINITY® TankMix may be used in combination with Starane NXT at 10 to 14 fluid ounces per acre for improved control of kochia less than 2" tall or at 14 to 21 fluid ounces per acre for kochia 2 to 4" tall. Add 1 to 2 pints NIS per 100 gallons of spray solution in tank mixes of Starane NXT with AFFINITY® TankMix (see SPRAY ADJUVANTS).

2,4-D and MCP herbicides (preferably ester formulations) may be tank mixed with AFFINITY® TankMix plus Starane. Consult local guidance and the "TANK MIXTURES" section of this label for additional information.

With "CleanWave" Herbicide

For improved control of kochia and other broadleaf weeds in wheat (including durum), AFFINITY® TankMix may be tank mixed with "CleanWave". Tank mix "CleanWave" at 7 to 14 fluid ounces per acre for kochia less than 2" tall and at 14 ounces per acre for kochia 2 - 8" tall. Add 1 to 2 pints NIS per 100 gallons of spray solution in tank mixes of "CleanWave" with AFFINITY® TankMix (see SPRAY ADJUVANTS).

With "WideMatch" or "Colt" herbicides

For improved control of kochia, Canada thistle and other broadleaf weeds in wheat (including durum), barley, and oat, AFFINITY® TankMix may be tank mixed with "WideMatch" or "Colt". Tank mix at 1/2 to 2/3 pints per acre for kochia less than 2" tall and 2/3 to 1 pint per acre for kochia 2 - 4" tall. Add 1 to 2 pints NIS per 100 gallons of spray solution in tank mixes of WideMatch or Colt with AFFINITY® TankMix (see SPRAY ADJUVANTS).

With "Maverick"

AFFINITY® TankMix can be tank mixed with "Maverick" herbicide for improved control of grassy weeds in wheat.

AFFINITY® TankMix and a bromoxynil containing herbicide (such as "Bronate" or "Bison" at 3/4 to 1 pint per acre) may be tank mixed with 2/3 ounce per acre of "Maverick" herbicide for control of grassy weeds in wheat. This tank mix may also include "Starane" for greater spectrum of broadleaf control - see the "Maverick" label for specific use directions and restrictions. Apply 0.5% volume/volume (4 pint per 100 gal of spray solution) of non-ionic surfactant (NIS) with this tank mix. Some reduction in annual grass control may occur when optimum environmental conditions do not occur for several days prior to and after application - such as low moisture conditions, high and low temperatures, low humidity.

AFFINITY® TankMix and a fluroxypyr containing herbicide (such as "Starane", "Starane +Saber", "Starane +Sword" or "Starane +Salvo") may be tankmixed with 2/3 ounce per acre of "Maverick" herbicide for control of grassy weeds in wheat. Tank mixtures with herbicides formulated as amines may decrease the effectiveness of "Maverick" herbicide. Apply 0.5% volume/volume (4 pint per 100 gal of spray solution) of non-ionic surfactant (NIS) with this tankmix. Some reduction in annual grass control may occur when optimum environmental conditions do not occur for several days prior to and after application - such as low moisture conditions, high and low temperatures, low humidity.

With "Aim"

AFFINITY® TankMix can be tank mixed with "Aim" herbicide for improved control of weeds in wheat and barley.

With "Stinger", "Curtail" or "Curtail M"

AFFINITY® TankMix can be tank mixed with "Stinger", "Curtail" or "Curtail M" herbicide for improved control of weeds in wheat and barley.

AFFINITY® TankMix and fluroxypyr containing herbicides (such as "Starane", "Starane +Saber", "Starane +Sword" or "Starane +Salvo") may be tankmixed with "Stinger" or "Curtail" herbicide for improved control of weeds in wheat and barley.

With "Assert" Herbicide

AFFINITY® TankMix can be tank mixed with "Assert". When tank mixing AFFINITY® TankMix with "Assert", always include another broadleaf weed herbicide with a different mode of action (for example 2,4-D ester, MCP ester, or bromoxynil - such as "Buctril", "Bison", "Bronate" or "Bronate Advanced"). Applications of AFFINITY® TankMix plus "Assert" may cause temporary crop discoloration, stunting, or injury when heavy rainfall occurs shortly after application.

AFFINITY® TankMix and fluroxypyr containing herbicides (such as "Starane", "Starane +Sword" or "Starane +Salvo") may be tank mixed with "Assert". Applications of AFFINITY® TankMix plus "Assert" may cause temporary crop discoloration, stunting, or injury when heavy rainfall occurs shortly after application.

Refer to the "Assert" label for specific instructions and restrictions when using amine formulations or additional tank mix products.

With "Axial"

For improved control of wild oats and other grasses, AFFINITY® TankMix may be tank mixed with "Axial" in wheat and barley. Refer to Axial label for specific adjuvant recommendations. When tank mixing AFFINITY™ TankMix with "Axial", always include another broadleaf weed herbicide with a different mode of action (for example MCP ester, bromoxynil, or fluroxypyr).

With "Discover"

AFFINITY® TankMix can be tank mixed with "Discover" herbicide for improved control of grass weeds in spring wheat. AFFINITY® TankMix and a bromoxynil containing herbicide (such as "Bronate" or "Bison" at 3/4 to 1 pint per acre) may be tank mixed with 4.0 ounces per acre of "Discover" herbicide, or 16 fluid ounces per acre "Discover" NG, for control of wild oat in wheat. This tank mix may also include "Starane" for greater spectrum of broadleaf control - see the "Discover" label for

14/21

specific use directions, tank mixes, precautions, restrictions and geographical limitations of use.

DuPont™ AFFINITY® TankMix and a fluroxypyr containing herbicide (such as "Starane" or "Starane +Sword") may be tank mixed with 4.0 ounces per acre of "Discover" herbicide, or 16 fluid ounces per acre of "Discover" NG, for control of wild oat in wheat. See the "Discover" label for specific use directions, tank mixes, precautions, restrictions and geographical limitations of use. Some reduction in annual grass control may occur when optimum environmental conditions do not occur for several days prior to and after application – such as low moisture conditions, high and low temperatures or low humidity.

With "Everest"

AFFINITY® TankMix can be tank mixed with "Everest" herbicide for improved control of grassy weeds in spring wheat. When AFFINITY® TankMix and Everest are tank mixed, the mix must include 1/4 pint 2,4-D.

AFFINITY® TankMix and a bromoxynil containing herbicide (such as "Bronate" or "Bison" at 3/4 to 1 pint per acre) may be tank mixed with 0.3 ounce per acre of "Everest" for control of green foxtail, or 0.61 ounce per acre of "Everest" for control of green foxtail, yellow foxtail and wild oat. This tank mix may also include "Starane" for greater spectrum of broadleaf control - see the "Everest" label for specific use directions and restrictions.

AFFINITY® TankMix and a fluroxypyr containing herbicide (such as "Starane", "Starane +Saber", "Starane +Sword" or "Starane +Salvo") may be tankmixed with 0.3 ounce per acre of "Everest" for control of green foxtail or 0.61 ounce per acre of "Everest" for control of green foxtail, yellow foxtail and wild oat. See the "Everest" label for specific use directions, tankmixes, precautions and restrictions of use. Some reduction in annual grass control may occur when optimum environmental conditions do not occur for several days prior to and after application – such as low moisture conditions, high and low temperatures or low humidity.

With "Hoelon"

A tank mix of "Hoelon" 3EC herbicide + AFFINITY® TankMix herbicide can be applied for annual ryegrass (in the Pacific Northwest only), wild oat and broadleaf weed control in winter and spring wheat, and spring barley. The "Hoelon" 3EC herbicide rate should be 2 2/3 pints per acre with 0.6 ounce per acre of AFFINITY® TankMix herbicide in spring and winter wheat.

A three-way tank mix of "Hoelon" 3EC herbicide + "Buctril" herbicide + AFFINITY® TankMix herbicide can be applied for annual ryegrass (in the Pacific Northwest only), wild oat and broadleaf weed control in winter and spring wheat, and spring barley. The "Hoelon" 3EC herbicide rate should be 2 2/3 pints per acre with 0.6 ounce per acre AFFINITY® TankMix herbicide in winter wheat, spring wheat and spring barley. "Buctril" herbicide should be used at 1 pint per acre.

This tank mixture should only be used under good soil moisture conditions when wild oats are in the 1 to 4 leaf stage. Reduced control of foxtail is likely when tank mixing "Hoelon" with AFFINITY® TankMix herbicide. When foxtail is the major grassy weed in the field, DO NOT tank mix "Hoelon" 3EC herbicide + AFFINITY® TankMix herbicide - Use sequential treatments.

With "Puma"

AFFINITY® TankMix herbicide can be tank mixed with "Puma" 1EC for control of some annual grass weeds. This tankmix may also include MCP ester, bromoxynil or bromoxynil/MCP, Starane, or Starane + Sword for greater spectrum of broadleaf control - see "Puma" 1EC label for specific use directions and restrictions on tank mixes.

AFFINITY® TankMix and 3 to 4 ounces active ingredient per acre of a bromoxynil containing herbicide (such as "Bronate" or "Bison" at 3/4 to 1 pint per acre) may be tank mixed with 0.66 pint per acre of "Puma" for annual grass control in wheat or barley. This tank mix may also include "Starane" for greater spectrum of broadleaf control - see "Puma" label for specific use directions and restrictions. DO NOT use this tank mix on two-row malting barley.

AFFINITY® TankMix and a fluroxypyr containing herbicide (such as "Starane" or "Starane +Sword") may be tank mixed with 0.66 pint per acre of "Puma" for annual grass control in wheat or barley. See the "Puma" label for specific use directions, tank mixes, precautions and restrictions of use. This tank mix may also include MCP ester, bromoxynil or bromoxynil/MCP, "Starane", or "Starane + Sword" for greater spectrum of broadleaf control - see "Puma" 1EC label for specific use directions and restrictions on tank mixes. Some reduction in annual grass control may occur when optimum environmental conditions do not occur for several days prior to and after application -- such as low moisture conditions, high and low temperatures, or low humidity.

With "Tiller"

AFFINITY® TankMix can be tank mixed with "Tiller" for green foxtail, foxtail millets and volunteer corn control.

With Other Grass Control Products

AFFINITY® TankMix can be tank mixed with grass control products. Antagonism generally does not occur. However, DuPont recommends that you first consult your state experiment station, university, or extension agent, Agricultural dealer, or DuPont representative as to the potential for antagonism before using the mixture. If no information is available, limit the initial use of AFFINITY® TankMix and the grass product to a small area.

Do not tank mix AFFINITY® TankMix with "Achieve" herbicide".

With Fungicides

AFFINITY® TankMix may be tank mixed or used sequentially with fungicides registered for use on cereal grains. Review all fungicide labels for restrictions.

With Insecticides

AFFINITY® TankMix may be tank mixed or used sequentially with insecticides registered for use on cereal grains. Review all insecticide labels for restrictions.

However, under certain conditions (drought stress, cold weather, or if the crop is in the 2-4 leaf stage), tank mixes or sequential applications of AFFINITY® TankMix with organophosphate insecticides (such as "Lorsban") may produce temporary crop yellowing or, in severe cases, crop injury. The potential for crop injury is greatest when wide fluctuations in day/night temperatures occur just prior to or soon after application. Test these mixtures in a small area before treating large areas.

Do not apply DuPont™ AFFINITY® TankMix within 60 days of crop emergence where an organophosphate insecticide has been applied as an in-furrow treatment because crop injury may result.

Do not use AFFINITY® TankMix plus "Malathion" because crop injury will result.

With Liquid Nitrogen Solution Fertilizer

Liquid nitrogen fertilizer solutions may be used as a carrier in place of water. Run a tank mix compatibility test before mixing AFFINITY® TankMix in fertilizer solution. AFFINITY® TankMix must first be completely dissolved in water and then added to liquid nitrogen solutions.

AFFINITY® TankMix must first be added to water and allowed to completely dissolve (slurried) before adding to liquid nitrogen solutions (e.g., 28-0-0, 32-0-0). Ensure that the agitator is running while the AFFINITY® TankMix is added. Use of this mixture may result in temporary crop yellowing and stunting.

If using low rates of liquid nitrogen fertilizer in the spray solution (less than 50% of the spray solution volume), the addition of surfactant is necessary. Add surfactant at 1/2 pint - 1 quart per 100 gal of spray solution (0.06 to 0.125% v/v) based on local guidance.

When using high rates of liquid nitrogen fertilizer in the spray solution, adding surfactant increases the risk of crop injury. Consult your agricultural dealer, consultant, fieldman, or DuPont representative for a specific recommendation before adding an adjuvant to these tank mixtures.

If 2,4-D or MCP is included with an AFFINITY® TankMix and fertilizer mixture, ester formulations tend to be more compatible (See manufacturer's label). Additional surfactant may not be needed when using AFFINITY® TankMix in tank mix with 2,4-D ester or MCP ester and liquid nitrogen fertilizer solutions. Consult your agricultural dealer, consultant, field advisor, or DuPont representative for a specific recommendation before adding an adjuvant to these tank mixtures.

Liquid nitrogen fertilizer solutions that contain sulfur can increase crop response.

Do not use low rates of liquid fertilizer as a substitute for a surfactant.

Do not use with liquid fertilizer solutions with a pH less than 3.0.

TANK MIXTURES IN FALLOW

AFFINITY® TankMix may be used as a fallow treatment, and should be tank mixed with other herbicides that are registered for use in fallow, such as glyphosate (such as Roundup), "Landmaster" II, "Fallow Master", "RT Master", glyphosate plus 2,4-D (ester formulations work best), glyphosate plus dicamba (such as "Banvel"/ "Clarity"), 2,4-D (ester formulations work best), or dicamba (such as "Banvel"/ "Clarity") alone.

AFFINITY® TankMix and fluroxypyr containing herbicides (such as "Starane", "Starane +Saber", "Starane +Sword" or "Starane +Salvo") may be used as a fallow treatment, and should be tank mixed with other herbicides that are registered for use in fallow, including glyphosate (such as Roundup), "Landmaster" II, "Fallow Master", "RT Master", glyphosate plus 2,4-D (ester formulations work best), glyphosate plus dicamba (such as "Banvel"/ "Clarity"), 2,4-D (ester formulations work best), or dicamba (such as "Banvel"/ "Clarity") alone.

TANK MIXTURES IN PRE-PLANT BURNDOWN APPLICATIONS

AFFINITY® TankMix may be used as a pre-plant burndown treatment alone or tank mixed with other herbicides that are registered for use as a pre-plant burndown product, such as Aim, glyphosate (such as Roundup), "Landmaster" II, "Fallow Master", "RT Master", glyphosate plus dicamba (such as "Banvel"/ "Clarity") or dicamba (such as "Banvel"/ "Clarity") alone.

TANK MIXTURES IN POST HARVEST APPLICATIONS

AFFINITY® TankMix may be used as a post harvest treatment to crop stubble, and should be tank mixed with other herbicides that are registered for use in fallow.

AFFINITY® TankMix and fluroxypyr containing herbicides (such as "Starane", "Starane +Saber", "Starane +Sword" or "Starane +Salvo") may be used as a post harvest treatment to crop stubble, and should be tank mixed with other herbicides such as Aim, glyphosate (such as Roundup), "Landmaster" II, "Fallow Master", "RT Master", glyphosate plus dicamba (such as "Banvel"/ "Clarity"), or dicamba (such as "Banvel"/ "Clarity") alone, that are registered for use in post harvest cereal applications.

GROUND APPLICATION

For optimum spray distribution and thorough coverage, use flat-fan or low-volume flood nozzles.

- For best performance, select nozzles and pressure that deliver MEDIUM spray droplets.
- Nozzles that deliver COARSE spray droplets may be used to reduce drift, provided spray volume is increased to maintain coverage on small weeds. For optimal product performance and minimal spray drift, adjust the spray boom to the lowest possible spray height recommended in manufacturers' specifications.
- Overlaps or starting, stopping, slowing, and turning while spraying may result in crop injury.
- For flat-fan nozzles, use a spray volume of at least 5 gal per acre (GPA).
- For flood nozzles on 30" spacings, use at least 10 GPA, flood nozzles no larger than TK10 (or the equivalent), and a pressure of at least 30 psi. For 40" nozzle spacings, use at least 13 GPA; for 60" spacings use at least 20 GPA. It is essential to overlap the nozzles 100% for all spacings.
- "Raindrop RA" nozzles are not recommended for AFFINITY® TankMix herbicide applications, as weed control performance may be reduced.
- Use screens that are 50-mesh or larger.

AERIAL APPLICATION

Use nozzle types and arrangements that provide optimum spray distribution and maximum coverage.

- Use 2 to 5 GPA
- Use at least 3 GPA in Idaho, Oregon, or Utah

Do not apply AFFINITY® TankMix by air in the state of New York.

When applying AFFINITY® TankMix by air in areas adjacent to sensitive crops, use solid stream nozzles oriented

16/21

straight back. Adjust the swath to avoid spray drift damage to sensitive crops downwind and/or use ground equipment to treat the border edge of fields. See the "SPRAY DRIFT MANAGEMENT" section of this label.

PRODUCT MEASUREMENT

DuPont™ AFFINITY® TankMix can be measured using the AFFINITY® TankMix volumetric measuring cylinder provided by DuPont. The degree of accuracy of this cylinder varies by +/- 7.5%. For more precise measurement, use scales calibrated in ounces.

CROP ROTATION

Labeled crops may be planted at specified time intervals following application of labeled rates of AFFINITY® TankMix. Use the time intervals listed below to determine the required time interval before planting.

Time Interval Before Planting*

(days after treatment with AFFINITY® TankMix)

Crop	Days
Barley, Rice, Triticale, and Wheat (including durum)	0
Soybeans	7**
Cotton, Field Corn, and Grain Sorghum	14**
Sugarbeets, Winter Rape, and Canola	60
Any other crop	45

* Refer to individual product labels to determine rotational crop restrictions when tank mixtures are used.

**Where AFFINITY® TankMix is used on light textured soils, such as sands and loamy sands, extend time to planting by 7 additional days. Where AFFINITY® TankMix is used on high pH soils (>7.9), extend time to planting by 7 additional days.

GRAZING

Allow at least 7 days between application and grazing of treated forage. In addition, allow at least 7 days between application and feeding of forage from treated areas to livestock. Allow at least 30 days between application and feeding of hay from treated areas to livestock. Harvested straw may be used for bedding and/or feed. Allow at least 45 days between application and harvesting of grain.

MIXING INSTRUCTIONS

Do not use with spray additives that alter the pH of the spray solution below pH 6.0 as rapid product degradation can occur. AFFINITY® TankMix must be completely dissolved in clean water before adding to spray tanks that do not have continuous agitation during loading and mixing. (This is common for airplanes with turbine engines).

1. Fill the tank 1/4 to 1/3 full of water.
2. While agitating, add the required amount of AFFINITY® TankMix.
3. Continue agitation until the AFFINITY® TankMix is fully dissolved, at least 5 minutes.
4. Once the AFFINITY® TankMix is fully dissolved, maintain agitation and continue filling tank with water.
5. As the tank is filling, add the other tank mix partners and then add the required volume of spray adjuvant. Always add spray adjuvant last. Antifoaming agents may be used.

6. Dispersed tank mix partners can settle if the tank mixture is not continually agitated. If settling occurs, thoroughly re-agitate before using.

7. Apply AFFINITY® TankMix spray mixture within 24 hours of mixing to avoid product degradation.

8. If AFFINITY® TankMix and a tank mix partner are to be applied in multiple loads, fully dissolve the AFFINITY® TankMix in clean water prior to adding to the tank.

SPRAY EQUIPMENT

The spray equipment must be cleaned before AFFINITY® TankMix is sprayed. Follow the cleanup procedures specified on the labels of the previously applied products. If no directions are provided, follow the steps outlined in the "AFTER SPRAYING AFFINITY® TankMix" section of this label.

For specific application equipment, refer to the manufacturer's instructions for additional information on GPA, pressure, speed, nozzle types and arrangements, nozzle heights above the target canopy, etc.

Be sure to calibrate air or ground equipment properly before application. Select a spray volume and delivery system that will ensure thorough coverage and a uniform spray pattern with minimum drift. Use higher spray volumes to obtain better coverage when crop canopy is dense. Avoid swath overlapping, and shut off spray booms while starting, turning, slowing, or stopping, to avoid injury to the crop. Do not make applications using equipment and/or spray volumes or during weather conditions that might cause spray to drift onto nontarget sites. For additional information on spray drift refer to the "SPRAY DRIFT MANAGEMENT" section of this label.

Continuous agitation is not required for AFFINITY® TankMix but may be required to keep tank-mix partners in solution or suspension. Refer to tank-mix partner labels for additional information.

AT THE END OF THE DAY

It is recommended that during periods when multiple loads of AFFINITY® TankMix herbicide are applied, at the end of each day of spraying, the interior of the tank be rinsed with fresh water and then partially filled, and the boom and hoses flushed. This will prevent the buildup of dried pesticide deposits, which can accumulate in the application equipment.

AFTER SPRAYING AFFINITY® TANKMIX AND BEFORE SPRAYING CROPS OTHER THAN WHEAT, BARLEY, OAT OR TRITICALE

To avoid subsequent injury to desirable crops, thoroughly clean all mixing and spray equipment immediately following applications of AFFINITY® TankMix as follows:

1. Empty the tank and drain the sump completely.
2. Spray the tank walls with clean water using a minimum volume of 10% of the tank volume. Circulate the water through the lines, including all by-pass lines, for at least two minutes. Flush the boom well and empty the sprayer. Completely drain the sump.
3. Repeat step 2.
4. Remove the nozzles and screens and clean separately in a bucket containing water.

17/21

The rinsate solution may be applied back to the crop(s) specified on this label. Do not exceed the maximum-labeled use rate. If cleaners are used, consult the cleaner label for rinsate disposal instructions. If no instructions are given, dispose of the rinsate on site or at an approved waste disposal facility.

Notes:

1. Always start with a clean spray tank.
2. Steam-cleaning aerial spray tanks is recommended to facilitate the removal of any caked deposits.
3. When DuPont™ AFFINITY® TankMix is tank mixed with other pesticides, all cleanout procedures for each product should be examined and the most rigorous procedure should be followed.
4. Follow any pre-cleanout guidelines recommended on other product labels.

SPRAY DRIFT MANAGEMENT

The interaction of many equipment and weather-related factors determines the potential for spray drift. The applicator is responsible for considering all these factors when making application decisions.

IMPORTANCE OF DROPLET SIZE

AVOIDING SPRAY DRIFT IS THE RESPONSIBILITY OF THE APPLICATOR

The most effective way to reduce drift potential is to apply large droplets (>150 - 200 microns). The best drift management strategy is to apply the largest droplets that provide sufficient coverage and control. The presence of sensitive species nearby, the environmental conditions, and pest pressure may affect how an applicator balances drift control and coverage. **APPLYING LARGER DROPLETS REDUCES DRIFT POTENTIAL, BUT WILL NOT PREVENT DRIFT IF APPLICATIONS ARE MADE IMPROPERLY OR UNDER UNFAVORABLE ENVIRONMENTAL CONDITIONS!**

See "WIND", "TEMPERATURE AND HUMIDITY", and "TEMPERATURE INVERSIONS" sections of this label.

Controlling Droplet Size - General Techniques

- Volume - Use high flow rate nozzles to apply the highest practical spray volume. Nozzles with higher rated flows produce larger droplets.
- Pressure - Use the lower spray pressures recommended for the nozzle. Higher pressure reduces droplet size and does not improve canopy penetration. **WHEN HIGHER FLOW RATES ARE NEEDED, USE A HIGHER-CAPACITY NOZZLE INSTEAD OF INCREASING PRESSURE.**
- Nozzle Type - Use a nozzle type that is designed for the intended application. With most nozzle types, narrower spray angles produce larger droplets. Consider using low drift nozzles.

Controlling Droplet Size - Aircraft

- Number of Nozzles - Use the minimum number of nozzles with the highest flow rate that provide uniform coverage.
- Nozzle Orientation - Orienting nozzles so that the spray is emitted backwards, parallel to the air stream will produce larger droplets than other orientations.

- Nozzle Type - Solid stream nozzles (such as disc and core with swirl plate removed) oriented straight back produce larger droplets than other nozzle types.
- Boom Length - The boom length should not exceed 3/4 of the wing or rotor length- longer booms increase drift potential.
- Application Height - Application more than 10 ft above the canopy increases the potential for spray drift.

BOOM LENGTH AND HEIGHT

- Boom Height (ground) - Setting the boom at the lowest referenced height (if specified), which provides uniform coverage, reduces the exposure of droplets to evaporation and wind.
- Boom Height (aircraft) - Application more than 10 ft. above the canopy increases the potential for spray drift.
- Boom Length (aircraft) - The boom length should not exceed 3/4 of the wing length, using shorter booms decreases drift potential. For helicopters, use a boom length and position that prevents droplets from entering the rotor vortices.

WIND

Drift potential increases at wind speeds of less than 3 mph (due to inversion potential) or more than 10 mph. However, many factors, including droplet size and equipment type determine drift potential at any given wind speed. **AVOID APPLICATIONS DURING GUSTY OR WINDLESS CONDITIONS.**

Note: Local terrain can influence wind patterns. Every applicator should be familiar with local wind patterns and how they affect spray drift.

TEMPERATURE AND HUMIDITY

When making applications in hot and dry conditions, set up equipment to produce larger droplets to reduce effects of evaporation.

SURFACE TEMPERATURE INVERSIONS

Drift potential is high during a temperature inversion. Temperature inversions restrict vertical air mixing, which causes small suspended droplets to remain close to the ground and move laterally in a concentrated cloud. Temperature inversions are characterized by increasing temperature with altitude and are common on nights with limited cloud cover and light to no wind. They begin to form as the sun sets and often continue into the morning. Their presence can be indicated by ground fog; however, if fog is not present, inversions can also be identified by the movement of smoke from a ground source or an aircraft smoke generator. Smoke that layers and moves laterally in a concentrated cloud (under low wind conditions) indicates an inversion, while smoke that moves upward and rapidly dissipates indicates good vertical air mixing.

SHIELDED SPRAYERS

Shielding the boom or individual nozzles can reduce the effects of wind. However, it is the responsibility of the applicator to verify that the shields are preventing drift and not interfering with uniform deposition of the product.

19/21

RESISTANCE

When herbicides that affect the same biological site of action are used repeatedly over several years to control the same weed species in the same field, naturally-occurring resistant biotypes may survive a correctly applied herbicide treatment, propagate, and become dominant in that field. Adequate control of these resistant weed biotypes cannot be expected. If weed control is unsatisfactory, it may be necessary to retreat the problem area using a product affecting a different site of action.

To better manage herbicide resistance through delaying the proliferation and possible dominance of herbicide resistant weed biotypes, it may be necessary to change cultural practices within and between crop seasons such as using a combination of tillage, retreatment, tank-mix partners and/or sequential herbicide applications that have a different site of action. Weed escapes that are allowed to go to seed will promote the spread of resistant biotypes. It is advisable to keep accurate records of pesticides applied to individual fields to help obtain information on the spread and dispersal of resistant biotypes. Consult your agricultural dealer, consultant, applicator, and/or appropriate state agricultural extension service representative for specific alternative cultural practices or herbicide recommendations available in your area.

INTEGRATED PEST MANAGEMENT

DuPont recommends the use of Integrated Pest Management (IPM) programs to control pests. This product may be used as part of an IPM program that can include biological, cultural, and genetic practices aimed at preventing economic pest damage. Application of this product should be based on IPM principles and practices including field scouting or other detection methods, correct target pest identification, population monitoring, and treating when target pest populations reach locally determined action thresholds. Consult your state cooperative extension service, professional consultants or other qualified authorities to determine appropriate action treatment threshold levels for treating specific pest/crop systems in your area.

PRECAUTIONS

Injury to or loss of adjacent sensitive crops, desirable trees, or vegetation may result from failure to observe the following:

- Do not apply, drain or flush equipment on or near desirable trees or other plants or on areas where their roots may extend, or in locations where the chemical may be washed or moved into contact with their roots.
- Do not use on lawns, walks, driveways, tennis courts, or similar areas. Prevent drift of spray to desirable plants.
- Take all necessary precautions to avoid all direct or indirect contact (such as spray drift) with non-target plants or areas.

Carefully observe all sprayer cleanup instructions both prior to and after using this product, as spray tank residue may damage crops other than wheat, barley, oat or triticale.

Wheat, barley, oat and triticale varieties may differ in their response to various herbicides. DuPont recommends that you first consult your state experiment station, university, or

extension agent as to sensitivity to any herbicide. If no information is available, limit the initial use of DuPont™ AFFINITY® TankMix herbicide to a small area.

Under certain conditions such as heavy rainfall, prolonged cold weather (daily high temperature less than 50 Deg. F.), or wide fluctuations in day/night temperatures prior to or soon after AFFINITY® TankMix application, temporary discoloration and/or crop injury may occur. To reduce the potential of crop injury, tank mix AFFINITY® TankMix with 2,4-D (ester formulations perform best – see "TANK MIXTURES" section of this label) and apply after the crop is in the tillering stage of growth.

AFFINITY® TankMix should not be applied to wheat, barley, oat or triticale that is stressed by severe weather conditions, drought (including low levels of subsoil moisture), low fertility, water-saturated soil, disease, or insect damage, as crop injury may result. Risk of injury is greatest when the cereal crop is in the 2 to 5- leaf stage. Severe winter stress, drought, disease, or insect damage following application also may result in crop injury.

Do not apply to wheat, barley, oat or triticale crops underseeded with another crop.

Dry, dusty field conditions may result in reduced control in wheel track areas.

Also, observe the following:

- Do not harvest wheat, barley, oat or triticale sooner than 45 days after the last application of AFFINITY® TankMix.

When using AFFINITY® BroadSpec in tank mixes or sequential applications with other products containing thifensulfuron-methyl and/or tribenuron-methyl, do not exceed the following limits.

Use	Active Ingredient	Maximum oz ai per Single Application	Maximum oz ai per Use Period
wheat, barley triticale	thifensulfuron-methyl	0.45	0.75
	tribenuron-methyl	0.25	0.25
oat	thifensulfuron-methyl	0.3	0.3
	tribenuron-methyl	0.1	0.1
fallow, burndown, post harvest	thifensulfuron-methyl	0.45	0.75
	tribenuron-methyl	0.25	0.25

PESTICIDE STORAGE AND DISPOSAL

Do not contaminate water, food, or feed by storage and disposal.

Pesticide Storage: Store product in original container only. Store in a cool, dry place.

Product Disposal: Waste resulting from the use of this product may be disposed of on site or at an approved waste disposal facility.

Container Disposal: *For Plastic Containers:* Triple rinse (or equivalent). Then offer for recycling or reconditioning, or puncture and dispose of in a sanitary landfill, or incineration, or, if allowed by State and local authorities, by burning. If burned, stay out of smoke.

For Fiber Sacks: Completely empty fiber sack by shaking and tapping sides and bottom to loosen clinging particles. Empty residue into manufacturing or application equipment. Then dispose of sack in a sanitary landfill or by incineration if allowed by State and local authorities.

For Fiber Drums With Liners: Completely empty liner by shaking and tapping sides and bottom to loosen clinging particles. Empty residue into application equipment. Then dispose of liner in a sanitary landfill or by incineration if allowed by State and local authorities. If drum is contaminated and cannot be reused, dispose of in the same manner.

For Bags Containing Water Soluble Packets: Do not reuse the outer box or the re-sealable plastic bag. When all water-soluble packets are used, the outer packaging should be clean and may be disposed of in a sanitary landfill or by incineration, or if allowed by State and local authorities, by open burning. If burned, stay out of smoke. If the resealable plastic bag contacts the formulated product in any way, the bag must be triple rinsed with clean water. Add the rinsate to the spray tank and dispose of the outer wrap as described above.

For Metal Containers (non aerosol): Triple rinse (or equivalent) the container. Then offer for recycling or reconditioning, or puncture and dispose of in a sanitary landfill, or by other procedures approved by State and local authorities.

For Paper and Plastic Bags: Completely empty bag into application equipment. Then dispose of empty bag in a sanitary landfill or by incineration, or, if allowed by State and local authorities, by burning. If burned, stay out of smoke.

Container Refilling and Disposal (For Containers up to 250 gal): This is a refillable container. If the container is to be refilled, do not rinse with any material or introduce any pesticide other than DuPont™ AFFINITY® TankMix. Reseal and return the container to any authorized DuPont refilling facility. If the container is not to be refilled, triple rinse (or equivalent) and offer for recycling or reconditioning, or puncture and dispose of in a sanitary landfill, or by incineration, or by open burning, if allowed by state and local authorities. If burned, keep out of smoke. For minor spills, leaks, etc., follow all precautions indicated on this label and clean up immediately. Take special care to avoid contamination of equipment and facilities during cleanup procedures and disposal of wastes. In the event of a major spill, fire or other emergency, call 1-800-441-3637 day or night. **Container Disposal for Bulk Containers:** When this container is empty, replace the cap and seal all openings that have been opened during use, and return the container to the point of purchase or to a designated location named at time of purchase of this product. The container must only be refilled with this pesticide product. **DO NOT REUSE THE CONTAINER FOR ANY OTHER PURPOSE.** Prior to refilling, inspect carefully for damage such as cracks, punctures, abrasions, worn-out threads and closure devices. Check for leaks after refilling and before transporting. Do not transport if this container is damaged or leaking. If the container is damaged, leaking or obsolete, contact DuPont at 1-800-441-3637. If not returned to the point of purchase or to a designated location, triple rinse emptied container and offer for recycling. Disposal of this container must be in compliance with state and local regulations. For minor spills, leaks, etc., follow all precautions indicated on this label and clean up immediately. Take special care to avoid contamination of equipment and facilities during cleanup procedures and disposal of wastes. In the event of a major spill, fire or other emergency, call 1-800-441-3637 day or night.

NOTICE TO BUYER: Purchase of this material does not confer any rights under patents of countries outside of the United States.

The DuPont Oval Logo, DuPont™, AFFINITY® and TOTALSOL® are trademarks or registered trademarks of E. I. duPont de Nemours & Company

"Maverick", "Landmaster II", "Fallow Master", "RT Master" and "Roundup" are trademarks or registered trademarks of Monsanto Technology LLC

"Assert" and "Weedar" are registered trademarks of NuFarm Associates, Inc.

"Banvel", "Clarity" and "Clearfield" are registered trademarks of BASF Corporation

"Puma", "Buctril", "Bronate", "Bronate Advanced", "Tiller", and "Hoelon" are trademarks or registered trademarks of Bayer CropScience

"Rhino" is a registered trademark of The McGreagor Company

"Everest" is a registered trademark of Arvesta LifeScience North America Corporation

"Aim" is a registered trademark of FMC Corporation

"Achieve", "Axial" and "Discover" are registered trademarks of Syngenta Crop Protection

"CleanWave", "Stinger", "Curtail", "Curtail M", "Lorsban", "Starane", and "Widematch" are trademarks or registered trademarks of Dow AgroSciences LLC

"Colt" is a registered trademark of United Agri Products, Inc.

"Salvo" and "Sword" are trademarks or registered trademarks of Loveland Products, Inc.

"Bison" is a registered trademark of Winfield Solutions LLC

"Barrage" is a registered trademark of Helena Holding Company

SL - 1367-1 061509 10-09-08

21/21

LIMITATION OF WARRANTY AND LIABILITY

NOTICE: Read this Limitation of Warranty and Liability Before Buying or Using This Product. If the Terms Are Not Acceptable, Return the Product at Once, Unopened, and the Purchase Price Will Be Refunded.

It is impossible to eliminate all risks associated with the use of this product. Such risks arise from weather conditions, soil factors, off target movement, unconventional farming techniques, presence of other materials, the manner of use or application, or other unknown factors, all of which are beyond the control of DuPont. These risks can cause: ineffectiveness of the product, crop injury, or injury to non-target crops or plants. **WHEN YOU BUY OR USE THIS PRODUCT, YOU AGREE TO ACCEPT THESE RISKS.**

DuPont warrants that this product conforms to the chemical description on the label thereof and is reasonably fit for the purpose stated in the Directions for Use, subject to the inherent risks described above, when used in accordance with the Directions for Use under normal conditions.

TO THE EXTENT CONSISTENT WITH APPLICABLE LAW, DUPONT MAKES NO OTHER EXPRESS OR IMPLIED WARRANTY OF FITNESS OR OF MERCHANTABILITY OR ANY OTHER EXPRESS OR IMPLIED WARRANTY. TO THE EXTENT CONSISTENT WITH APPLICABLE LAW, IN NO EVENT SHALL DUPONT OR SELLER BE LIABLE FOR ANY INCIDENTAL, CONSEQUENTIAL OR SPECIAL DAMAGES RESULTING FROM THE USE OR HANDLING OF THIS PRODUCT. BUYER'S OR USER'S BARGAINED-FOR EXPECTATION IS CROP PROTECTION. TO THE EXTENT CONSISTENT WITH APPLICABLE LAW, THE EXCLUSIVE REMEDY OF THE USER OR BUYER AND THE EXCLUSIVE LIABILITY OF DUPONT OR SELLER, FOR ANY AND ALL CLAIMS, LOSSES, INJURIES OR DAMAGES (INCLUDING CLAIMS BASED ON BREACH OF WARRANTY OR CONTRACT, NEGLIGENCE, TORT OR STRICT LIABILITY), WHETHER FROM FAILURE TO PERFORM OR INJURY TO CROPS OR OTHER PLANTS, AND RESULTING FROM THE USE OR HANDLING OF THIS PRODUCT, SHALL BE THE RETURN OF THE PURCHASE PRICE OF THE PRODUCT, OR AT THE ELECTION OF DUPONT OR SELLER, THE REPLACEMENT OF THE PRODUCT.

To the extent consistent with applicable law that allows such requirement, DuPont or its Ag Retailer must have prompt notice of any claim so that an immediate inspection of buyer's or user's growing crops can be made. Buyer and all users shall promptly notify DuPont or a DuPont Ag Retailer of any claims, whether based on contract, negligence, strict liability, other tort or otherwise, or be barred from any remedy.

This Limitation of Warranty and Liability may not be amended by any oral or written agreement.

For product information call: 1-888-6-DUPONT

Internet address: <http://cropprotection.dupont.com/>

© 2005-2009 E. I. du Pont de Nemours and Company, Wilmington, Delaware 19898.

All rights reserved.