

352-614

1-30-2002

1/15



U.S. ENVIRONMENTAL PROTECTION AGENCY
Office of Pesticide Programs
Registration Division (7505C)
401 "M" St., S.W.
Washington, D.C. 20460

EPA Reg. Number:
352-614

Date of Issuance:
JAN 30 2002

NOTICE OF PESTICIDE:

- Registration
- Reregistration

(under FIFRA, as amended)

Term of Issuance:
Conditional

Name of Pesticide Product:
DuPont Cimarron Max
Part B

Name and Address of Registrant (include ZIP Code):
E.I. du Pont de Nemours & Co., Inc
Stine-Haskell Research Center
P.O. Box 30
Newark, DE 19714

Note: Changes in labeling differing in substance from that accepted in connection with this registration must be submitted to and accepted by the Registration Division prior to use of the label in commerce. In any correspondence on this product always refer to the above EPA registration number.

On the basis of information furnished by the registrant, the above named pesticide is hereby registered/reregistered under the Federal Insecticide, Fungicide and Rodenticide Act.

Registration is in no way to be construed as an endorsement or recommendation of this product by the Agency. In order to protect health and the environment, the Administrator, on his motion, may at any time suspend or cancel the registration of a pesticide in accordance with the Act. The acceptance of any name in connection with the registration of a product under this Act is not to be construed as giving the registrant a right to exclusive use of the name or to its use if it has been covered by others.

This product is conditionally registered in accordance with FIFRA sec. 3(c) (7) (A) provided that you:

1. Submit and/or cite all data required for registration/reregistration of your product under FIFRA sec. 3(c) (5) when the Agency requires all registrants of similar products to submit such data; and submit acceptable responses required for reregistration of your product under FIFRA section 4.

2. Make the following label changes listed below before you release the product for shipment:

- a. Add the phrase, "EPA Reg. No. 352-614".
- b. The currently registered product specifies "do not exceed a total of 8 pints" of product per treated acre during a growing season. According to our calculations this is equivalent to 1 gallon of this product. Change 2 gallons to 1 gallon wherever this statement appears on the labeling.

Signature of Approving Official

Joanne J. Miller

Date:

JAN 30 2002

page 2
EPA Reg. No. 352-614

d. The cited Escort Herbicide supplemental label is limited to the Western United States. Add a statement similar to the following wherever appropriate on the labeling:

Application at rates greater than 4/10 ounce per acre of Cimarron Max Part A is limited to the Western United States.

3. Submit one (1) copy of your final printed labeling before you release the product for shipment. Refer to the A-79 enclosure for a further description of final printed labeling.

If these conditions are not complied with, the registration will be subject to cancellation in accordance with FIFRA section 6(e). Your release for shipment of the product constitutes acceptance of these conditions.

A stamped copy of the label is enclosed for your records.

Joanne I. Miller
Product Manager (23)
Herbicide Branch
Registration Division (7505C)

Enclosure



HIGHLIGHTED
COPY

H. 3/15

ACCEPTED
with COMMENTS
In EPA Letter Dated:


JAN 30 2002

Under the Federal Insecticide,
Fungicide, and Rodenticide Act,
as amended, for the pesticide
registered under EPA Reg. No. 149-000001

DUPONT™

CIMARRON™ MAX ~~PART B~~

herbicide



DRAFT LABEL

“..... A Growing Partnership With Nature”

4/15

DUPONT™ CIMARRON™ MAX PART B HIGHLIGHTS

- CIMARRON™ MAX PART B is intended to be used in a tank mix with CIMARRON™ MAX PART A at a ratio of 5 oz of CIMARRON™ MAX PART A to 2.5 gallons of CIMARRON™ MAX PART B. This ratio will treat 5 (Rate III), 10 (Rate II) or 20 (Rate I) acres as a broadcast application.
- For selective postemergence broadcast weed control in pastures and rangeland.
- For selective weeding to aid in the management of established grasses in the Conservation Reserve Program (CRP).
- May be applied by ground or by air.
- Consult label for application instructions and follow label Directions for Use.

TABLE OF CONTENTS

PRECAUTIONARY STATEMENTS 1

DIRECTIONS FOR USE 2

GENERAL INFORMATION 3

Environmental Conditions and Biological Activity 3

APPLICATION INFORMATION FOR PASTURES AND RANGELAND 3

Use Rates—Pastures and Rangeland 3

Application Timing—Pastures and Rangeland 3

APPLICATION INFORMATION FOR CRP 4

Application Timing & Use Rates—CRP 4

Weeds Controlled/Suppressed—Pastures/Rangeland/CRP 4

Surfactants 4

Ground Application 4

Aerial Application 4

Tank Mixtures 4

CROP ROTATION 7

GRAZING/HAYING 7

MIXING INSTRUCTIONS 8

SPRAY EQUIPMENT 8

SPRAYER CLEANUP 8

At the End of the Day 8

After Spraying CIMARRON™ MAX PART B and Before Spraying Crops Other Than Wheat, Barley, Pasture, or Rangeland 8

SPRAY DRIFT MANAGEMENT 9

Importance of Droplet Size 9

Controlling Droplet Size—General Techniques 9

Controlling Droplet Size—Aircraft 9

Boom Height 9

Wind 9

Temperature and Humidity 9

Temperature Inversions 9

Shielded Sprayers 9

WEED RESISTANCE 9

INTEGRATED PEST MANAGEMENT 10

PRECAUTIONS 10

STORAGE AND DISPOSAL 10

NOTICE OF WARRANTY 11

5/15



DUPONT™ CIMARRON™ MAX PART B

herbicide

For Use on Pastures, Rangeland or Established Grasses on Acres Enrolled in the Conservation Reserve Program

CIMARRON™ MAX PART B herbicide

Active Ingredients	By Weight
Dimethylamine salt of dicamba (3,6-dichloro-o-anisic acid)*	12.4%
Dimethylamine salt of 2,4-dichlorophenoxyacetic acid**	35.7%
Inert Ingredients	51.9%
TOTAL	100.0%

- * CIMARRON™ MAX PART B contains 10.3% 3,6-dichloro-o-anisic acid (dicamba) or 1 pound per gallon (120 g/L)
- ** CIMARRON™ MAX PART B contains 29.6% 2,4-dichlorophenoxyacetic acid (2,4-D) or 2.87 pounds per gallon (344 g/L). Isomer specific by AOAC method 978.05, 15th Edition

EPA Reg. No. 352-XXX
Establishment No.

KEEP OUT OF REACH OF CHILDREN DANGER PELIGRO

Si usted no entiende la etiqueta, busque a alguien para que se la explique a usted en detalle. (If you do not understand this label, find someone to explain it to you in detail.)

FIRST AID

IF IN EYES: Hold eye open and rinse slowly and gently with water for 15-20 minutes. Remove contact lenses, if present, after the first 5 minutes, then continue rinsing eye. Call a poison control center or doctor for treatment advice.

IF ON SKIN OR CLOTHING: Take off contaminated clothing. Rinse skin immediately with plenty of water for 15-20 minutes. Call a poison control center or doctor for treatment advice.

IF SWALLOWED: Call a poison control center or doctor immediately for treatment advice. Have person sip a glass of water if able to swallow. Do not induce vomiting unless told to do so by a poison control center or doctor. Do not give anything by mouth to an unconscious person.

NOTE TO PHYSICIAN: Probable mucosal damage may contraindicate the use of gastric lavage.

Have the product container or label with you when calling a poison control center or doctor, or going for treatment. You may also contact 1-800-441-3637 for medical emergencies involving this product.

PRECAUTIONARY STATEMENTS HAZARDS TO HUMANS AND DOMESTIC ANIMALS DANGER! CAUSES EYE DAMAGE.

Corrosive, causes irreversible eye damage. Do not get in eyes or on clothing. Wash thoroughly with soap and water after handling.

PERSONAL PROTECTIVE EQUIPMENT

Some materials that are chemical resistant to this product are listed below. If you want more options follow the instructions for Category A on an EPA chemical resistance category selection chart.

Applicators and other handlers must wear:

- Long-sleeved shirt and long pants.
- Chemical resistant gloves in Category A (such as butyl rubber, natural rubber, neoprene rubber, or nitrile rubber) all ≥14 mls.
- Shoes plus socks.
- Protective eyewear.

CIMARRON™ MAX PART B Containers greater than 1 gallon but less than 5 gallons: Mixers and loaders who do not use a mechanical system (probe and pump) to transfer the contents of the CIMARRON™ MAX PART B container must wear coveralls or a chemical-resistant apron in addition to the other required PPE.

Discard clothing and other absorbent materials that have been drenched or heavily contaminated with this product's concentrate. Do not reuse them. Follow manufacturer's instructions for cleaning/maintaining PPE. If no such instructions for washables, use detergent and hot water. Keep and wash PPE separately from other laundry.

PRECAUTIONARY STATEMENTS (cont'd)

DuPont™ CIMARRON™ MAX PART B Containers 5 gallons or more: Do not open pour product from this container. A mechanical system (such as a probe and pump or spigot) must be used for transferring the contents of this container. If the contents of a non-refillable pesticide container are emptied, the probe must be rinsed before removal. If the mechanical system is used in a manner that meets the requirements listed in the Worker Protection Standard (WPS) for agricultural pesticides [40 CFR 170.240 (d) (4)], the handler PPE requirements may be reduced or modified as specified in the WPS.

ENGINEERING CONTROL STATEMENT:

When handlers use enclosed cabs or aircraft in a manner that meets the requirements listed in Worker Protection Standard (WPS) for agricultural pesticides [40 CFR 170.240 (d) (4-6)], the handler PPE requirements may be reduced or modified as specified in the WPS.

USER SAFETY RECOMMENDATIONS

Users should: Wash hands before eating, drinking, chewing gum, using tobacco or using the toilet. Remove clothing immediately if pesticide gets inside. Then wash thoroughly and put on clean clothing. Remove PPE immediately after handling this product. Wash the outside of gloves before removing. As soon as possible, wash thoroughly and change into clean clothing.

ENVIRONMENTAL HAZARDS

This product is toxic to aquatic invertebrates. Drift or runoff may adversely affect aquatic invertebrates and non-target plants. Do not apply directly to water, or to areas where surface water is present, or to intertidal areas below the mean high water mark. Do not contaminate water when disposing of equipment washwaters. Apply this product only as directed on label.

Most cases of groundwater contamination involving phenoxy herbicides such as 2,4-D have been associated with mixing/loading and disposal sites. Caution should be exercised when handling 2,4-D pesticides at such sites to prevent contamination of groundwater supplies. Use of closed systems for mixing or transferring this pesticide will reduce the probability of spills. Placement of the mixing/loading equipment on an impervious pad to contain spills will help prevent groundwater contamination.

IMPORTANT INFORMATION

PESTICIDE HANDLING

- Calibrate sprayers only with clean water away from the well site.
- Make scheduled checks of spray equipment.
- Assure accurate measurement of pesticides by all operation employees.
- Mix only enough product for the job at hand.
- Avoid overfilling of spray tank.
- Do not discharge excess material on the soil at a single spot in the field or mixing/loading station.
- Dilute and agitate excess solution and apply at labeled rates/uses.
- Avoid storage of pesticides near well sites.
- When triple rinsing the pesticide container, be sure to add the rinsate to the spray mix.

DIRECTIONS FOR USE

It is a violation of Federal Law to use this product in a manner inconsistent with its labeling.

Do not apply this product in a way that will contact workers or other persons, either directly or through drift. Only protected handlers may be in the area during application. For any requirements specific to your State or Tribe, consult the agency responsible for pesticide regulation.

AGRICULTURAL USE REQUIREMENTS

Use this product only in accordance with its labeling and with the Worker Protection Standard, 40 CFR part 170. This Standard contains requirements for the protection of agricultural workers on farms, forests, nurseries, and greenhouses, and handlers of agricultural pesticides. It contains requirements for training, decontamination, notification, and emergency assistance. It also contains specific instructions and exceptions pertaining to the statements on this label about personal protective equipment (PPE) and restricted-entry interval. The requirements in this box only apply to uses of this product that are covered by the Worker Protection Standard.

Do not enter or allow worker entry into treated areas during the restricted entry interval (REI) of 48 hours.

PPE required for early entry to treated areas that is permitted under the Worker Protection Standard and that involves contact with anything that has been treated, such as plants, soil, or water, is:

- Coveralls.
- Shoes plus socks.
- Chemical resistant gloves in Category A (such as butyl rubber, natural rubber, neoprene rubber, or nitrile rubber) all ≥ 14 mls.
- Protective eyewear.

7/15

DuPont™ CIMARRON™ MAX PART B should be used only in accordance with recommendations on this label or in separate published DuPont recommendations.

DuPont will not be responsible for losses or damages resulting from the use of this product in any manner not specifically recommended by DuPont.

Do not apply this product through any type of irrigation system.

GENERAL INFORMATION

CIMARRON™ MAX PART B herbicide is recommended for use on pasture, rangeland or CRP.

CIMARRON™ MAX PART B is recommended for use on pastures, rangeland or CRP in most states, check with your state extension or Dept. of Agriculture before use, to be certain CIMARRON™ MAX PART B is registered in your state.

CIMARRON™ MAX PART B is a broad spectrum herbicide for the control and suppression of broadleaf weeds and brush in pastures, rangeland or CRP.

CIMARRON™ MAX PART A and CIMARRON™ MAX PART B MUST be mixed according to the mixing instructions in this label and applied according to the recommendations given in this label or a reduction in weed or brush control and/or a potential for grass injury will occur. A DuPont recommended non-ionic surfactant should be used in the spray mix unless otherwise specified on this label.

CIMARRON™ MAX PART B controls weeds by postemergence activity. For best results, apply CIMARRON™ MAX PART B to young, actively growing weeds. Weeds hardened off by cold weather or drought stress may not be controlled. The use rate depends upon the weed spectrum and size of weeds at application. The degree and duration of control may depend on the following factors:

- weed spectrum and infestation intensity
- weed size at application
- environmental condition at and following treatment

Environmental Conditions and Biological Activity

CIMARRON™ MAX PART B is absorbed through the foliage and roots of broadleaf weeds, rapidly inhibiting their growth. Leaves of susceptible plants appear chlorotic from 1 to 3 weeks after application and the growing point subsequently dies. The final effects on annual weeds are evident about 4 to 6 weeks after application. The ultimate effects on perennial weeds and woody plants occur in the growing seasons following application.

Application of CIMARRON™ MAX PART B provides the best control in vigorously growing grasses that shade competitive weeds. Weed control in areas of thin grass may not be as satisfactory. However, a grass canopy that is too dense at application can intercept spray and reduce weed control.

CIMARRON™ MAX PART B is safe to grasses under normal conditions. However, grasses that are stressed from adverse environmental conditions (such as extreme temperatures or moisture), abnormal soil conditions, or cultural practices may be

injured by applications of CIMARRON™ MAX PART B. In addition, different species of grass may be sensitive to treatment with CIMARRON™ MAX PART B under otherwise normal conditions. Application of CIMARRON™ MAX PART B to these species may result in injury.

In warm, moist conditions, the expression of herbicide symptoms is accelerated in weeds; in cold, dry conditions, expression of herbicide symptoms is delayed. In addition, weeds and brush hardened-off by drought stress are less susceptible to CIMARRON™ MAX PART B.

Weed and brush control may be reduced if rainfall or snowfall occurs within 4 hours after application.

APPLICATION INFORMATION FOR PASTURES AND RANGELAND

Use Rates for Pastures and Rangeland



Application Timing—Pastures and Rangeland

CIMARRON™ MAX PART B is recommended for use on established grasses in pasture, rangeland or CRP.

Do not use on bentgrass, susceptible grass pastures (such as carpetgrass, buffalograss or St. Augustine grass), lespedeza, wild winter peas, vetch, clover and alfalfa pastures as injury will occur. For pasture renovations, wait 3 weeks per quart per acre of CIMARRON™ MAX PART B used before interseeding or injury may occur.

If grasses are grown for seed or for seed-down purposes, do not apply after grass reaches the joint stage. Do not use seed from treated grasses for feed or food purposes.


Other Pasture and Rangeland Grasses: Varieties and species of forage grasses differ in their tolerance to herbicides. When using CIMARRON™ MAX PART B on a particular grass for the first time, limit use to a small area. If no injury occurs throughout the season, larger acreage may be treated the following season.

Broadleaf pasture species, such as alfalfa and clover, are highly sensitive to CIMARRON™ MAX PART B and will be severely stunted or injured by CIMARRON™ MAX PART B.

DuPont™ CIMARRON™ MAX PART A & PART B Tank Mix Rate	CIMARRON™ MAX PART A Rate (oz/A)	CIMARRON™ MAX PART B Rate (pts/A)	# of acres treated with 5 oz PART A + 2.5 gal PART B
Rate I	0.25	1	20
Rate II	0.50	2	10
Rate III	1	4	5

Ryegrass (Italian or perennial), Matric bromegrass and Garrison's creeping foxtail pastures. Applications of the tank mix of CIMARRON™ MAX PART A plus CIMARRON™ MAX PART B may cause seedhead injury to and/or loss of pasture.

When using the tank mixture of CIMARRON™ MAX PART A plus CIMARRON™ MAX PART B, do not apply more of the tank mixture than the equivalent of 1 2/3 oz /acre of CIMARRON™ MAX PART A herbicide per acre per year.



Note that the tank mixture of CIMARRON™ MAX PART A plus CIMARRON™ MAX PART B may temporarily stunt fescue, cause it to turn yellow, or cause seedhead suppression. To minimize these symptoms, take the following precautions:

- do not use more than Rate I of the tank mixture of CIMARRON™ MAX PART A + CIMARRON™ MAX PART B
- use a DuPont recommended non-ionic surfactant at 1/2 to 1 pt per 100 gal of spray solution (1/16 to 1/8% v/v)
- make application later in the spring after the new growth is 5 to 6 inches tall, or in the fall
- do not use surfactant when liquid nitrogen is used as a carrier

The first cutting yields may be reduced due to seedhead suppression resulting from treatment with this tank mixture.



Timothy should be at least 6" tall at application and be actively growing. Applications of the tank mixture of CIMARRON™ MAX PART A plus CIMARRON™ MAX PART B to timothy under any other conditions may cause crop yellowing and/or stunting. To minimize these symptoms, take the following precautions:

- do not use more than Rate I of the tank mixture of CIMARRON™ MAX PART A + CIMARRON™ MAX PART B
- use a DuPont recommended non-ionic surfactant at 1/2 pt per 100 gal (1/16% v/v)

- make applications in the late summer or fall
- do not use surfactant when liquid nitrogen is used as a carrier

WEEDS AND BRUSH CONTROLLED OR SUPPRESSED WITH TANK MIXTURE OF CIMARRON™ MAX PART A PLUS CIMARRON™ MAX PART B

Unless otherwise directed, apply the tank mixture of CIMARRON™ MAX PART A plus CIMARRON™ MAX PART B when weeds are less than 4" tall or in diameter and are actively growing.

Rate I: CIMARRON™ MAX PART A 0.25 oz/acre + CIMARRON™ MAX PART B 1 pint/acre

- | | |
|----------------------------------|---|
| Annual marshelder | Milkweed species ‡ |
| Annual fleabane | Miners lettuce |
| Annual/wild sunflower* | Morningglory, tall |
| Bitter sneezeweed | Musk thistle* |
| Blackeyed-Susan | Mustards (annual) |
| Blue/purple mustard* | Pensacola bahiagrass* |
| Buckbrush ‡ | Pigweed (redroot, smooth, tumble) |
| Bur buttercup (testiculate) | Plains coreopsis |
| Burclover | Plantain |
| Burdock species | Poorjoe |
| Buttercup | Prickly lettuce* |
| Canada thistle* ‡ | Prostrate knotweed* ‡ |
| Carolina geranium | Purple scabious |
| Carolina horsenettle ‡ | Ragweed (common, Western, lanceleaf) |
| Coast fiddleneck (tarweed) | Russian thistle* |
| Common broomweed | Scotch thistle* |
| Common chickweed | Shepherd's purse |
| Common cocklebur | Silverleaf nightshade ‡ |
| Common mullein | Smallseed falseflax |
| Common purslane | Smartweed (green, ladysthumb, pale, Pennsylvania) |
| Common yarrow | Snow speedwell |
| Conical catchfly | Sorrel, red |
| Corn gromwell* ‡ | Tansy mustard* |
| Cowcockle | Treacle mustard (bushy wallflower) |
| Curly dock | Tumble/Jim Hill mustard |
| Cutleaf evening primrose* ‡ | Velvetleaf |
| Dandelion | Vetch, Hairy |
| Dogfennel | Virginia pepperweed |
| False chamomile | Volunteer sunflower* |
| Field pennycress (fanweed) | Waterpod |
| Filaree | Wavyleaf thistle* |
| Flixweed* | Western snowberry ‡ |
| Groundsel (common) | Wild buckwheat* ‡ |
| Groundsel (Texas) | Wild carrot |
| Henbit | Wild garlic* |
| Horsemint (beebalm) | Wild mustard |
| Knotweed species | Woolly croton* |
| Kochia* | |
| Lambsquarters (common, slimleaf) | |
| Marestail | |
| Mayweed chamomile | |

10/15

Rate II: DuPont™ CIMARRON™ MAX PART A 0.50 oz/acre + CIMARRON™ MAX PART B 2 pints/acre

Acacia†	Missouri goldenrod
Annual sowthistle	Multiflora rose* and other wild roses*
Aster	Plumeless thistle
Big sagebrush‡	Prostrate knotweed
Bittercress	Redstem filaree
Blackberry	Red sorrel
Black henbane	Rosering gaillardia
Broom snakeweed*	Rough fleabane
Buckhorn plantain	Russian knapweed*
Buffalobur	Sand sagebrush‡
Bullthistle	Seaside arrowgrass
Chicory	Sericea lespedeza*
Clover	Silky crazyweed (locoweed)
Clover (bur)	Spotted knapweed*
Cocklebur	Spotted cinquefoil
Common crupina	Sulfur cinquefoil
Corn cockle	Spotted beebalm
Crown vetch	Sweet clover
Dewberry	Tansy ragwort
Diffuse knapweed*	Teasel
Dyer's woad	Thoroughwort (late eupatorium)
Goldenrod	Whitetop (hoary cress)
Gorse	Wild caraway
Gumweed	Wild lettuce
Halogeton	Wood sorrel
Honeysuckle	Yankeweed
Ivy, poison	Yellow Starthistle*
Lotebush‡	Yucca*†
Maximillion sunflower	
Mesquite‡	

Rate III: CIMARRON™ MAX PART A 1.0 oz/acre + CIMARRON™ MAX PART B 4 pints/acre

Buckeye species‡	Perennial sowthistle‡
Common tansy	Perennial smartweed
Common goldenweed	Poison hemlock
Common tansy	Purple loosestrife
Clematis	Rabbitbrush‡
Elderberry‡	Redvine‡
False-hellebore	Rush skeletonweed‡
Field bindweed‡	Salsify
Fringed sage‡	Scouringrush
Greasewood	Snowberry
Honeysuckle, hairy‡	St. Johnswort
Houndstongue	Swamp smartweed
Leafy spurge‡	Tansy ragwort
Mediterranean (African) sage	Western salsify
Oxeye daisy	Wild iris
Perennial pepperweed	Yellow mignonette

* See the Specific Weed Problems section.
 ‡ Weed or brush suppression is a reduction in weed or brush competition (reduced population and/or vigor) as visually compared to an untreated area. The degree of suppression varies with the rate used, the size of the weeds or brush, and the environmental conditions following treatment.

SPECIFIC WEED PROBLEMS FOR CIMARRON™ MAX PART A + CIMARRON™ MAX PART B TANK MIXTURES

Note: Thorough spray coverage of all weed species listed below is very important.

Refer to Weeds Controlled with CIMARRON™ MAX PART A and CIMARRON™ MAX PART B Tank Mix for specific tank mix rate to be used to control or suppress the following weed or brush species:

Blue/Purple Mustard, Flixweed, and Tansymustard: For best results, apply postemergence to mustards, but before bloom.

Broom Snakeweed: For best results, apply in the fall or spring.

Canada Thistle: For suppression with broadcast applications, apply in the spring after the majority of thistles have emerged and are small (rosette stage to 6" elongating stems) and actively growing. The application will inhibit the ability of emerged thistles to compete with grass.

Corn Gromwell, Cutleaf Evening Primrose and Prostrate Knotweed: Apply when weeds are actively growing, are no larger than 2" tall, and when crop canopy will allow thorough coverage.

Kochia, Russian thistle, Prickly lettuce: Apply in the spring when kochia, Russian thistle, and prickly lettuce are less than 2" tall or 2" across and are actively growing.

Knapweeds (Diffuse, Russian and Spotted): Apply the tank mix of CIMARRON™ MAX PART A plus CIMARRON™ MAX PART B at Rate II plus 6 oz a.i./A of 2,4-D amine.

Multiflora Rose and other wild roses: Apply when multiflora rose is less than 3' tall. Application should be made in the spring, soon after multiflora rose is fully leafed.

Musk Thistle, Scotch Thistle, Wavyleaf Thistle: Apply the tank mix of CIMARRON™ MAX PART A and CIMARRON™ MAX PART B at Rate I to III in the spring or early summer prior to flowering or in the fall after newly emerged plants have reached the rosette stage of growth. Certain biotypes of Musk, Scotch and Wavyleaf Thistles are less sensitive to CIMARRON™ MAX PART A + CIMARRON™ MAX PART B and may not be controlled with tank mix rates less than Rate III. Consult with your local DuPont representative, dealer or applicator for specific use rate and tank mix recommendations for your area. Fall applications should be made before the soil freezes.

Pensacola bahiagrass control in established Bermudagrass pasture: Apply a tank mix of CIMARRON™ MAX PART A + CIMARRON™ MAX PART B at the equivalent of CIMARRON™ MAX PART A at 0.30 oz/a plus CIMARRON™ MAX PART B at 1.2 pints/a plus surfactant. This ratio will treat 16 2/3 acres when mixing 5 oz of CIMARRON™ MAX PART A plus 2.5 gallons of CIMARRON™ MAX PART B. Apply after green-up in the spring but before bahiagrass seedhead formation. Application

11/15

should be made when moisture is sufficient to enhance grass growth.

The tank mix of DuPont™ CIMARRON™ MAX PART A + CIMARRON™ MAX PART B is very effective for removal of bahiagrass from bermudagrass pastures. In highly infested pastures, the use of this tank mix can clear the areas of useful forage until the bermudagrass has time to cover the area. Therefore, these tank mix treatments should be spread out over a period of years. Do not apply to an entire farm or ranch in one year. Fertilization (particularly with nitrogen and potassium) and/or replanting may accelerate the process of reestablishment of bermudagrass.

Under heavy bahiagrass pressure, grazing pressure, or adverse weather conditions (heat and drought), bahiagrass regrowth may occur.

These tank mix treatments of CIMARRON™ MAX PART A + CIMARRON™ MAX PART B should not be used for the control of common or Argentine bahiagrass. Also, they should not be applied in liquid fertilizer solutions for Pensacola bahiagrass control, as poor control and/or regrowth may occur.

Serecia lespedeza: For best results, make applications to serecia lespedeza beginning at flower bud initiation through the full bloom stage of growth. Do not make applications if drought conditions exist at intended time of application.

Sunflower (annual/wild or volunteer): Apply after the majority of sunflowers have emerged, are 2" to 4" tall and are actively growing.

Wild Buckwheat: For best results, apply when plants have no more than 3 true leaves (not counting the cotyledons). If plants are not actively growing, delay treatment until environmental conditions favor active weed growth.

Wild Garlic: Apply in the early spring when wild garlic is less than 12" tall with 2" to 4" of new growth.

Woolly Croton: Apply in the late spring or early summer from cotyledon through 2 true leaf stage.

Yellow starthistle: Apply the tank mix of CIMARRON™ MAX PART A plus CIMARRON™ MAX PART B at Rate II plus 6 oz a.i./A of 2,4-D amine.

Yucca: For best results, apply from two weeks before blooming to two weeks after blooming.

With Other Herbicides

CIMARRON™ MAX PART B may be tank mixed with other suitable registered herbicides to control weeds listed under **Weeds Suppressed**, weeds resistant to CIMARRON™ MAX PART B, or weeds not listed under **Weeds Controlled**. Read and follow all manufacturer's label recommendations for the companion herbicide. If those recommendations conflict with this label, do not tank mix the herbicide with CIMARRON™ MAX PART B.

With Liquid Nitrogen Solution Fertilizer

Liquid nitrogen fertilizer solutions may be used as a carrier in place of water. Run a tank mix compatibility test before mixing CIMARRON™ MAX PART B in fertilizer solution.

If liquid nitrogen solution fertilizer is used as the herbicide carrier for CIMARRON™ MAX PART B, use the following mixing instructions:

- 1) Add water to the spray tank at 10 times the amount of CIMARRON™ MAX PART B herbicide to be used.

- 2) If CIMARRON™ MAX PART A will be tank mixed, slurry the required amount of CIMARRON™ MAX PART A in a small amount of water making sure all granules are dissolved. While agitating, add the slurried CIMARRON™ MAX PART A to the spray tank.
- 3) Begin agitation (or continue agitation if tank mixing with CIMARRON™ MAX PART A) and **shake the container of CIMARRON™ MAX PART B well**. Add the required amount of CIMARRON™ MAX PART B with system under constant agitation.
- 4) If using a surfactant, add the necessary amount of non-ionic surfactant to the tank, continue agitating.
- 5) After all ingredients are fully mixed, add the fertilizer solution to the spray tank with agitation to the final desired level.
- 6) Apply spray mixture within 24 hours of mixing to avoid product degradation.

If using low rates of liquid nitrogen fertilizer in the spray solution (less than 50% of the spray solution volume), the addition of a DuPont recommended non-ionic surfactant is necessary. Add surfactant at 1/4 pt per 100 gal of spray solution (0.03% v/v).


When using high rates of liquid nitrogen fertilizer in the spray solution, adding surfactant increases the risk of grass injury. Consult your agricultural dealer, consultant, fieldman, or DuPont representative for a specific recommendation before adding an adjuvant to these tank mixtures.

The use of liquid fertilizer with CIMARRON™ MAX PART B plus CIMARRON™ MAX PART A rates greater than Rate I may cause grass injury.


Do not use low rates of liquid fertilizer as a substitute for a surfactant.

Do not use with liquid fertilizer solutions with a pH less than 3.0.

CROP ROTATION



GRAZING/HAYING



12/15

MIXING INSTRUCTIONS

1. Fill the tank 1/4 to 1/3 full of water (If using liquid nitrogen fertilizer solution in place of water, see Tank Mixtures sections for additional details). **Shake the container of DuPont™ CIMARRON™ MAX PART B well before using.**
2. If CIMARRON™ MAX PART A will be tank mixed, slurry the required amount of CIMARRON™ MAX PART A in a small amount of water making sure all granules are dissolved. While agitating, add the slurried CIMARRON™ MAX PART A to the spray tank.
3. While agitating, add the required amount of CIMARRON™ MAX PART B.
4. Continue agitation until the CIMARRON™ MAX PART B is fully dispersed, at least 5 minutes.
5. Once the CIMARRON™ MAX PART B is fully dispersed, maintain agitation and continue filling tank with water.
6. As the tank is filling, add tank mix partners (if desired) then add the necessary volume of nonionic surfactant. Always add surfactant last.
7. If the mixture is not continuously agitated, settling will occur. If settling occurs, thoroughly reagitater before using.
8. Apply spray mixture within 24 hours of mixing to avoid product degradation.
9. If CIMARRON™ MAX PART A plus CIMARRON MAX PART B and a tank mix partner are to be applied in multiple loads, pre-slurry the CIMARRON™ MAX PART A in clean water prior to adding to the tank. This will prevent the tank mix partner from interfering with the dissolution of the CIMARRON™ MAX PART A.

SPRAY EQUIPMENT

For specific application equipment, refer to the manufacturer's recommendations for additional information on GPA, pressure, speed, nozzle types and arrangements, nozzle heights above the target canopy, etc.

Be sure to calibrate air or ground equipment properly before application. Select a spray volume and delivery system that will ensure thorough coverage and a uniform spray pattern with minimum drift. Use higher spray volumes to obtain better coverage when the crop canopy is dense. Avoid swath overlapping, and shut off spray booms while starting, turning, slowing, or stopping to avoid crop injury.

Do not make applications using equipment and/or spray volumes or under weather conditions that might cause spray to drift onto nontarget sites. For additional information on spray drift, refer to the **Spray Drift Management** section of the label.

SPRAYER CLEANUP

Spray equipment must be cleaned before CIMARRON™ MAX PART B is sprayed. Follow the cleanup procedures specified on the labels of previously applied products. If no directions are provided, follow the six steps outlined in **After Spraying CIMARRON™ MAX PART B** section of this label.

At the End of the Day

When multiple loads of CIMARRON™ MAX PART B herbicide are applied, it is recommended that at the end of each day of spraying, the interior of the tank be rinsed with fresh water and then partially filled, and the boom and hoses flushed. This will prevent the buildup of dried pesticide deposits that can accumulate in the application equipment.

After Spraying CIMARRON™ MAX PART B and Before Spraying Crops Other Than Pasture, Rangeland or CRP

To avoid subsequent injury to crops, thoroughly rinse spray tanks, boom, and hoses with clean water immediately after spraying CIMARRON™ MAX PART B.

1. Drain tank; thoroughly rinse spray tanks, boom, and hoses with clean water. Loosen and physically remove any visible deposits.
2. Fill the tank with clean water and 1 gal of household ammonia* (contains 3% active) for every 100 gal of water. Flush the hoses, boom, and nozzles with the cleaning solution. Then add more water to completely fill the tank. Circulate the cleaning solution through the tank and hoses for at least 15 min. Flush the hoses, boom, and nozzles again with the cleaning solution, and then drain the tank.
3. Remove the nozzles and screens and clean separately in a bucket containing cleaning agent and water.
4. Repeat step 2, allowing solution to stand for several hours, preferably overnight before draining.
5. Rinse the tank, boom, and hoses with clean water.
6. If only Ammonia is used as a cleaner, the rinsate solution may be applied back to the crop(s) recommended on this label. Do not exceed the maximum labeled use rate. If other cleaners are used, consult the cleaner label for rinsate disposal instructions.

* Equivalent amounts of an alternate-strength ammonia solution or a DuPont-approved cleaner can be used in the cleanout procedure. Carefully read and follow the individual cleaner instructions. Consult your agricultural dealer, applicator, or DuPont representative for a listing of approved cleaners.

Notes:

1. **Attention:** Do not use chlorine bleach with ammonia, as dangerous gases will form. Do not clean equipment in an enclosed area.
2. Steam-cleaning aerial spray tanks is recommended prior to performing the above cleanout procedure to facilitate the removal of any caked deposits.
3. When CIMARRON™ MAX PART B is tank mixed with other pesticides, all required cleanout procedures should be examined and the most rigorous procedure should be followed.
4. In addition to this cleanout procedure, all precleanout guidelines on subsequently applied products should be followed as per the individual labels.
5. Where routine spraying practices include shared equipment frequently being switched between applications of CIMARRON™ MAX PART B and applications of other

13/15

pesticides to DuPont™ CIMARRON™ MAX PART B-sensitive crops during the same spray season, it is recommended that a sprayer be dedicated to CIMARRON™ MAX PART B to further reduce the chance of crop injury.

SPRAY DRIFT MANAGEMENT

The interaction of many equipment and weather-related factors determines the potential for spray drift. The applicator is responsible for considering all these factors when making application decisions.

AVOIDING SPRAY DRIFT IS THE RESPONSIBILITY OF THE APPLICATOR.

IMPORTANCE OF DROPLET SIZE

The most effective way to reduce drift potential is to apply large droplets (>150 - 200 microns). The best drift management strategy is to apply the largest droplets that provide sufficient coverage and control. The presence of sensitive species nearby, the environmental conditions, and pest pressure may affect how an applicator balances drift control and coverage. **APPLYING LARGER DROPLETS REDUCES DRIFT POTENTIAL, BUT WILL NOT PREVENT DRIFT IF APPLICATIONS ARE MADE IMPROPERLY OR UNDER UNFAVORABLE ENVIRONMENTAL CONDITIONS!** See **Wind, Temperature and Humidity, and Temperature Inversions** sections of this label.

Controlling Droplet Size - General Techniques

- **Volume** - Use high flow rate nozzles to apply the highest practical spray volume. Nozzles with higher rated flows produce larger droplets.
- **Pressure** - Use the lower spray pressures recommended for the nozzle. Higher pressure reduces droplet size and does not improve canopy penetration. **WHEN HIGHER FLOW RATES ARE NEEDED, USE A HIGHER-CAPACITY NOZZLE INSTEAD OF INCREASING PRESSURE.**
- **Nozzle Type** - Use a nozzle type that is designed for the intended application. With most nozzle types, narrower spray angles produce larger droplets. Consider using low-drift nozzles.

Controlling Droplet Size - Aircraft

- **Number of Nozzles** - Use the minimum number of nozzles with the highest flow rate that provide uniform coverage.
- **Nozzle Orientation** - Orienting nozzles so that the spray is emitted backwards, parallel to the airstream will produce larger droplets than other orientations.
- **Nozzle Type** - Solid stream nozzles (such as disc and core with swirl plate removed) oriented straight back produce larger droplets than other nozzle types.
- **Boom Length** - The boom length should not exceed 3/4 of the wing or rotor length - longer booms increase drift potential.
- **Application Height** - Application more than 10 ft above the canopy increases the potential for spray drift.

BOOM HEIGHT

Setting the boom at the lowest labeled height (if specified) which provides uniform coverage reduces the exposure of droplets to evaporation and wind. For ground equipment, the boom should remain level with the crop and have minimal bounce.

WIND

Drift potential increases at wind speeds of less than 3 mph (due to inversion potential) or more than 10 mph. However, many factors, including droplet size and equipment type determine drift potential at any given wind speed. **AVOID GUSTY OR WINDLESS CONDITIONS.**

Note: Local terrain can influence wind patterns. Every applicator should be familiar with local wind patterns and how they affect spray drift.

TEMPERATURE AND HUMIDITY

When making applications in hot and dry conditions, set up equipment to produce larger droplets to reduce effects of evaporation.

TEMPERATURE INVERSIONS

Drift potential is high during a temperature inversion. Temperature inversions restrict vertical air mixing, which causes small suspended droplets to remain close to the ground and move laterally in a concentrated cloud. Temperature inversions are characterized by increasing temperature with altitude and are common on nights with limited cloud cover and light to no wind. They begin to form as the sun sets and often continue into the morning. Their presence can be indicated by ground fog; however, if fog is not present, inversions can also be identified by the movement of smoke from a ground source or an aircraft smoke generator. Smoke that layers and moves laterally in a concentrated cloud (under low wind conditions) indicates an inversion, while smoke that moves upward and rapidly dissipates indicates good vertical air mixing.

SHIELDED SPRAYERS

Shielding the boom or individual nozzles can reduce the effects of wind. However, it is the responsibility of the applicator to verify that the shields are preventing drift and not interfering with uniform deposition of the product.

WEED RESISTANCE

Biotypes of certain weeds listed on this label are resistant to CIMARRON™ MAX PART B and other herbicides with the same mode of action*, even at exaggerated application rates. Biotypes are naturally occurring individuals of a species that are identical in appearance but have slightly different genetic compositions; the mode of action of an herbicide is the chemical interaction that interrupts a biological process necessary for plant growth and development.

If weed control is unsatisfactory, it may be necessary to retreat problem areas using a product with a different mode of action, such as postemergence broadleaf and/or grass herbicides.

If resistant weed biotypes are suspected or known to be present use a tank-mix partner with CIMARRON™ MAX PART B to help control these biotypes, or use a planned herbicide rotation program where other residual broadleaf herbicides having different modes of action are used.

* Naturally occurring weed biotypes that are resistant to growth regulator herbicides (such as dicamba) may also be resistant to CIMARRON™ MAX PART B.

14/15

INTEGRATED PEST MANAGEMENT

To better manage weed resistance when using DuPont™ CIMARRON™ MAX PART B, use a combination of tillage, and tank-mix partners or sequential herbicide applications that have a different mode of action than CIMARRON™ MAX PART B, to control escaped weeds. Do not let weed escapes go to seed.

Consult your agricultural dealer, consultant, applicator, and/or appropriate state agricultural extension service representative for specific alternative herbicide recommendations available in your area.

It is advisable to keep accurate records of pesticides applied to individual fields to help obtain information on the spread and dispersal of resistant biotypes.

PRECAUTIONS

- CIMARRON™ MAX PART B may cause injury to desirable trees and plants when contacting their roots, stems or foliage. These plants are most sensitive to CIMARRON™ MAX PART B during their development or growing stage. FOLLOW THE PRECAUTIONS IN THIS LABEL WHEN USING CIMARRON™ MAX PART B.
- Injury to or loss of desirable trees or vegetation may result from failure to observe the following:
 - Do not apply, drain, or flush equipment on or near desirable trees or other plants, or on areas where their roots may extend, or in locations where the chemical may be washed or moved into contact with their roots.
 - Do not use on lawns, walks, driveways, tennis courts, golf courses, athletic fields, commercial sod operations, or other high-maintenance, fine turfgrass areas, or similar areas.
 - Do not use on grasses grown for seed.
- Do not contaminate irrigation ditches or water used for domestic purposes.
- Do not apply to irrigated land where the tailwater will be used to irrigate crops.
- Do not apply to frozen ground as surface runoff may occur.
- Do not apply to snow-covered ground.
- Grass species or varieties may differ in their response to various herbicides. DuPont recommends that you first consult your state experiment station, university, or extension agent as to sensitivity to any herbicide. If no information is available, limit the initial use of CIMARRON™ MAX PART B to a small area.
- Under certain conditions such as heavy rainfall, high pH, prolonged cold weather, or wide fluctuations in day/night temperatures prior to or soon after CIMARRON™ MAX PART B application, temporary discoloration and/or grass injury may occur. CIMARRON™ MAX PART B should not be applied to grass that is stressed by severe weather conditions, drought, low fertility, water-saturated soil, disease, or insect damage, as grass injury may result. Severe winter stress, drought, disease, or insect damage before or following application also may result in grass injury.

- Applications of CIMARRON™ MAX PART B to pastures, rangeland or CRP undersown with legumes may cause severe injury to the legumes.
- To reduce the potential for movement of treated soil due to wind erosion, do not apply to powdery dry or light sandy soils until they have been stabilized by rainfall, trashy mulch, reduced tillage, or other cultural practices. Injury to immediately adjacent crops may occur when treated soil is blown onto land used to produce crops other than pasture, rangeland or CRP.
- For ground applications applied to weeds when dry, dusty field conditions exist, control of weeds in wheel track areas may be reduced.
- Do not exceed a total of 2 gallons per acre of CIMARRON™ MAX PART B per calendar year.
- Avoid disturbing (e.g. cultivating or mowing) treated areas for at least 7 days following application.

STORAGE AND DISPOSAL

Pesticide wastes are toxic. Triple rinse pesticide from containers and use rinsates in the pesticide application. Improper disposal of excess pesticide, spray mixture, or rinsate, is a violation of Federal Law and may contaminate groundwater. If these wastes cannot be disposed of by use according to label instructions, contact your State Pesticide or Environmental Control Agency, or the Hazardous Waste representative at the nearest EPA Regional Office for guidance.

Storage: Store product in original container only. Do not contaminate water, other pesticides, fertilizer, food or feed in storage. Store in a cool, dry place.

Product Disposal: Do not contaminate water, food, or feed by disposal. Waste resulting from the use of this product may be disposed of on site or at an approved waste disposal facility.

Container Disposal: For Plastic Containers: Triple rinse (or equivalent). Then offer for recycling or reconditioning, or puncture and dispose of in a sanitary landfill, or incineration, or, if allowed by State and local authorities, by burning. If burned, stay out of smoke. **For Metal Containers (non aerosol):** Triple rinse (or equivalent) the container. Then offer for recycling or reconditioning, or puncture and dispose of in a sanitary landfill, or by other procedures approved by State and local authorities.

NOTICE TO BUYER: Purchase of this material does not confer any rights under patents of countries outside of the United States.

The DuPont Oval Logo, DuPont™, and CIMARRON™ are trademarks or registered trademarks of E. I. duPont de Nemours and Company.

"Raindrop RA" is a trademark of Delavan Corp

D - 813-1[PART B] 011502

15/15

**LIMITATION OF
WARRANTY AND LIABILITY**

NOTICE: Read This Limitation of Warranty and Liability Before Buying or Using This Product. If the Terms Are Not Acceptable, Return the Product at Once, Unopened, and the Purchase Price Will Be Refunded.

It is impossible to eliminate all risks associated with the use of this product. Such risks arise from weather conditions, soil factors, off target movement, unconventional farming techniques, presence of other materials, the manner of use or application, or other unknown factors, all of which are beyond the control of DuPont. These risks can cause: ineffectiveness of the product; crop injury, or; injury to non-target crops or plants.

DuPont does not agree to be an insurer of these risks. **WHEN YOU BUY OR USE THIS PRODUCT, YOU AGREE TO ACCEPT THESE RISKS.**

DuPont warrants that this product conforms to the chemical description on the label thereof and is reasonably fit for the purpose stated in the Directions for Use, subject to the inherent risks described above, when used in accordance with the Directions for Use under normal conditions.

DUPONT MAKES NO OTHER EXPRESS OR IMPLIED WARRANTY OF FITNESS OR OF MERCHANTABILITY OR ANY OTHER EXPRESS OR IMPLIED WARRANTY.

IN NO EVENT SHALL DUPONT OR SELLER BE LIABLE FOR ANY INCIDENTAL, CONSEQUENTIAL OR SPECIAL DAMAGES RESULTING FROM THE USE OR HANDLING OF THIS PRODUCT. BUYER'S OR USER'S BARGAINED-FOR EXPECTATION IS CROP PROTECTION. THE EXCLUSIVE REMEDY OF THE USER OR BUYER AND THE EXCLUSIVE LIABILITY OF DUPONT OR SELLER, FOR ANY AND ALL CLAIMS, LOSSES, INJURIES OR DAMAGES (INCLUDING CLAIMS BASED ON BREACH OF WARRANTY OR CONTRACT, NEGLIGENCE, TORT OR STRICT LIABILITY), WHETHER FROM FAILURE TO PERFORM OR INJURY TO CROPS OR OTHER PLANTS, AND RESULTING FROM THE USE OR HANDLING OF THIS PRODUCT, SHALL BE THE RETURN OF THE PURCHASE PRICE OF THE PRODUCT, OR AT THE ELECTION OF DUPONT OR SELLER, THE REPLACEMENT OF THE PRODUCT.

DuPont or its Ag Retailer must have prompt notice of any claim so that an immediate inspection of buyer's or user's growing crops can be made. Buyer and all users shall promptly notify DuPont or a DuPont Ag Retailer of any claims, whether based on contract, negligence, strict liability, other tort or otherwise or be barred from any remedy.

This Limitation of Warranty and Liability may not be amended by any oral or written agreement.

For product information call: 1-888-6-DUPONT

Internet address: www.dupont.com/ag/us

© 2002 E. I. du Pont de Nemours and Company, Crop Protection, Wilmington, Delaware 19898.

All rights reserved.