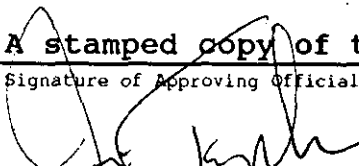
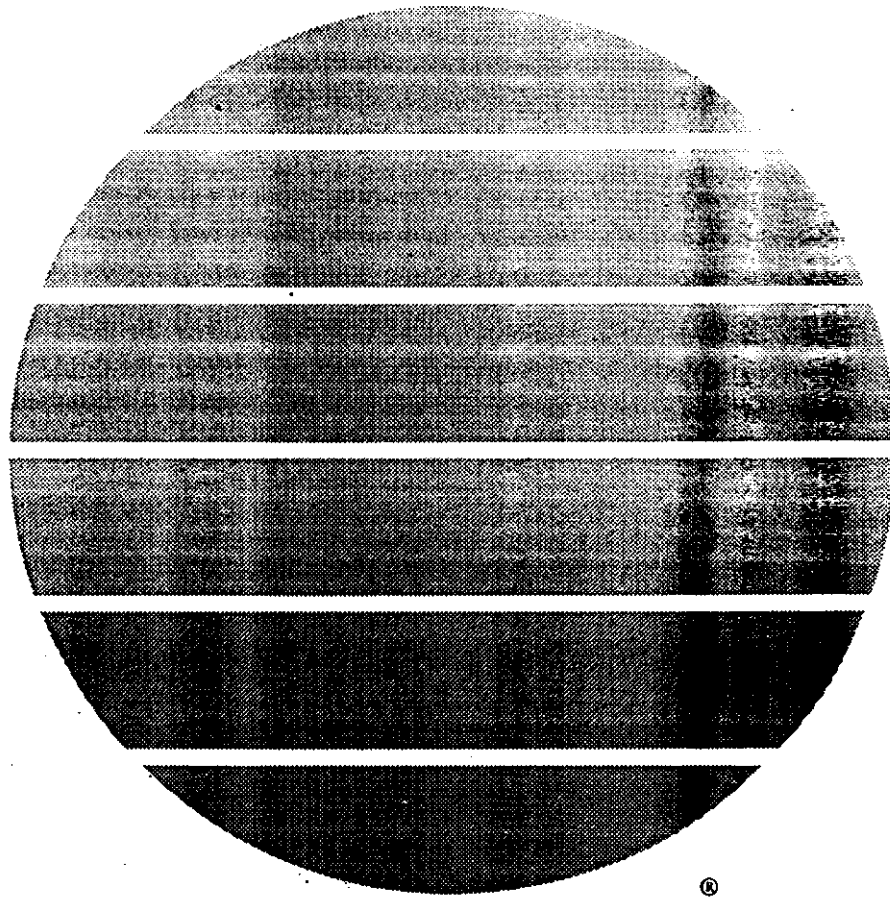
 <p>U.S. ENVIRONMENTAL PROTECTION AGENCY Office of Pesticide Programs Registration Division (H7505C) 401 "M" St., S.W. Washington, D.C. 20460</p> <p><b>NOTICE OF PESTICIDE:</b> <u>  x  </u> Registration <u>    </u> Reregistration</p> <p>(under FIFRA, as amended)</p>	<p>EPA Reg. Number: <b>352-596</b></p>	<p>Date of Issuance: <b>AUG 18 1998</b></p>
	<p>Term of Issuance: <b>Conditional</b></p>	
	<p>Name of Pesticide Product: <b>DuPont Canopy SP Herbicide</b></p>	
<p>Name and Address of Registrant (Include ZIP Code): <b>E.I. DuPont de Nemours &amp; Company Agricultural Products P.O. Box 80038 Wilmington, DE 19880-0038</b></p>		
<p><b>Note: Changes in labeling differing in substance from that accepted in connection with this registration must be submitted to and accepted by the Registration Division prior to use of the label in commerce. In any correspondence on this product always refer to the above EPA registration number.</b></p>		
<p>On the basis of information furnished by the registrant, the above named pesticide is hereby registered/reregistered under the Federal Insecticide, Fungicide and Rodenticide Act.</p> <p>Registration is in no way to be construed as an endorsement or recommendation of this product by the Agency. In order to protect health and the environment, the Administrator, on his motion, may at any time suspend or cancel the registration of a pesticide in accordance with the Act. The acceptance of any name in connection with the registration of a product under this Act is not to be construed as giving the registrant a right to exclusive use of the name or to its use if it has been covered by others.</p> <p><b>This product is conditionally registered in accordance with FIFRA section 3(c)(7)(A) provided that you:</b></p> <ol style="list-style-type: none"> <li>1. Submit/cite all data required for registration/reregistration of your product under FIFRA section 3(c)(5) or 4(a) when the Agency requires all registrants of similar products to submit such data.</li> <li>2. Add the phrase "EPA Registration No. 352-596" before you release the product for shipment.</li> <li>3. Submit three (3) copies of your final printed labeling before you release the product for shipment.</li> </ol> <p>If these conditions are not complied with, the registration will be subject to cancellation in accordance with FIFRA sec. 6(e). Your release for shipment of this product constitutes acceptance of these conditions.</p> <p><b>A stamped copy of the label is enclosed for your records.</b></p>		
<p>Signature of Approving Official: </p>	<p>Date: <b>AUG 18 1998</b></p>	



# Canopy<sup>®</sup> SP

herbicide

---



*“..... A Growing Partnership With Nature”*

### CANOPY™ SP HIGHLIGHTS

- CANOPY SP provides selective preemergence weed control in soybeans.
- CANOPY SP use rate is 3.9 to 15.4 oz product per acre. When packaged in water-soluble packets, one packet contains 25.6 oz product which treats between 1.7 and 6.6 acres.
- CANOPY SP may be tank mixed with ASSURE II, or other products for increased weed control.
- CANOPY SP may be applied as a burndown for control of early emerged weeds.
- Include a spray additive recommended in the burndown section of this label. See Spray Adjuvants for Soybeans.
- CANOPY SP may be applied by ground (broadcast or band) or by air.
- For ground application, apply in a minimum of 10 gal water per acre using flat fan nozzles (25-40 psi) or hollow cone nozzles (40-60 psi). See Application Equipment.
- Certain crop rotation and pH restrictions apply. See Rotational Crop Guidelines and Soils Where CANOPY SP May Be Used sections.
- Consult label text for complete instructions. Always read and follow label directions for use.

### Table of Contents

Precautionary Statements ..... 1

Directions for Use ..... 2

General Information ..... 2

Biological Activity ..... 2

Weeds Controlled - Preemerge : All States ..... 2

Application Methods - All States ..... 3

    Conservation Tillage:

        Early Pre-plant, No-till, Minimum Till, or Stale Seedbed ..... 3

    Preplant Incorporated ..... 3

    Preemergence ..... 3

    Sequential Applications ..... 3

    Canopy SP + Assure II tankmixes: All States .... 3

Midwest States - Specific Use Directions ..... 4

    Early Pre-plant, Pre-plant Incorporated, Preemergence ..... 4

    Pre-plant Burndown of broadleaf weeds and annual grasses ..... 4

    Canopy SP Reduced Rate tankmixes with Lexone DF or Lorox DF ..... 5

    Sequential Applications with Dupont Postemergence herbicides ..... 5

Midwest States - Rotational Crop Guidelines 1 .... 6

Southern States - Specific Use Directions ..... 6

    Early Pre-plant, Preplant Incorporated, Preemergence ..... 6

    Postemergence Burndown in Stale Seedbed Production ..... 7

    Sequential Applications with Dupont Post herbicides ..... 7

Southern States - Rotational Crop Guidelines 2 .... 7

Application Information - All States ..... 8

    Spray Tank Preparation. .... 8

    Equipment/Spray Volumes ..... 8

        Ground Application ..... 8

        Aerial Application ..... 8

    Mixing Instructions ..... 8

Sprayer Cleanup ..... 9

The Importance of Soil pH ..... 9

Spray Drift Management ..... 9

Resistance Management ..... 10

Important Precautions ..... 10

Storage and Disposal ..... 11

Notice of Warranty ..... 11



# Canopy<sup>®</sup> SP

## herbicide

*Dispersible Granules*

<i>Active Ingredients</i>	<i>By Weight</i>
Metribuzin	58.3%
4-Amino-6-(1,1-dimethylethyl)-3-(methylthio)-1,2,4-triazin-5(4H)-one	50.0%
Chlorimuron Ethyl	
Ethyl 2-[[[(4-chloro-6-methoxypyrimidin-2-yl)amino]carbonyl]amino]sulfonyl]benzoate	8.3%
<b>Inert Ingredients</b>	<b>41.7%</b>
<b>TOTAL</b>	<b>100.0%</b>

**ACCEPTED**

AUG 18 1998

Under the Federal Insecticide, Fungicide, and Rodenticide Act, as amended, for the pesticide registered under EPA Reg. No. 352-596

EPA Reg. No. 352-LOA

### KEEP OUT OF REACH OF CHILDREN CAUTION

#### STATEMENT OF PRACTICAL TREATMENT

**IF IN EYES:** Flush eyes with plenty of water. Call a physician if irritation persists.

**IF SWALLOWED:** Call a physician or Poison Control Center. Drink 1 or 2 glasses of water and induce vomiting by touching back of throat with finger. Do not induce vomiting or give anything by mouth to an unconscious person.

For medical emergencies involving this product, call toll free 1-800-441-3637.

#### PRECAUTIONARY STATEMENTS HAZARDS TO HUMANS AND DOMESTIC ANIMALS

**CAUTION ! HARMFUL IF SWALLOWED. CAUSES MODERATE EYE INJURY.**

Avoid breathing dust or spray mist. Avoid contact with skin, eyes and clothing.

In case of contact with eyes, immediately flush with plenty of water. Get medical attention if irritation persists.

(continued in next column)

### PERSONAL PROTECTIVE EQUIPMENT

**Applicators and other handlers must wear:**

- Long-sleeved shirt and long pants.
- Waterproof gloves.
- Shoes plus socks.

Follow manufacturer's instructions for cleaning/maintaining PPE. If no such instructions for washables, use detergent and hot water. **Keep** and wash PPE separately from other laundry.

### ENGINEERING CONTROL STATEMENTS

When handlers use closed systems, enclosed cabs, or aircraft in a manner that meets the requirements listed in the Worker Protection Standard (WPS) for agricultural pesticides [40 CFR part 170.240 (d)(4-6)], the handler PPE requirements may be reduced or modified as specified in the WPS.

### USER SAFETY RECOMMENDATIONS

**USERS SHOULD:** Wash hands before eating, drinking, chewing gum, using tobacco or using the toilet.

### ENVIRONMENTAL HAZARDS

Do not apply directly to water, or to areas where surface water is present, or to intertidal areas below the mean high water mark. Do not contaminate water when disposing of equipment washwaters.

### IMPORTANT

Injury to or loss of desirable trees or vegetation may result from failure to observe the following: Do **not** apply or drain or flush equipment on or near desirable trees or other plants, or on areas where their roots may extend, or in locations where the chemical may be washed or moved into contact with their roots. Do not use on lawns, walks, driveways, tennis courts or similar areas. Prevent drift of spray to desirable plants. Do not contaminate any body of water. Keep from contact with fertilizers, insecticides, fungicides and seeds during storage.

Prior to using Canopy SP herbicide, consideration should be given to crop rotation plans. Crops other than soybeans may be extremely sensitive to low concentrations of CANOPY SP remaining in the soil the next planting season. Choice of rotation crop is restricted following application of CANOPY SP. (See "ROTATIONAL CROP GUIDELINES" for your geographical region.)

Thoroughly clean CANOPY SP from application equipment immediately after use and prior to spraying crops other than soybeans. Failure to remove even small amounts of CANOPY SP from application equipment may result in injury to subsequently sprayed crops.

Metribuzin is a chemical which can travel (seep or leach) through soil and can contaminate groundwater which may be used as drinking water. Metribuzin has been found in groundwater as a result of agricultural use. Users are advised not to apply metribuzin where the water table (groundwater) is close to the surface and where the soils are very permeable, i.e., well drained soils such as loamy sands. Your local agricultural agencies can provide further information on the type of soil in your area and the location of groundwater.

### DIRECTIONS FOR USE

It is a violation of federal law to use this product in a manner inconsistent with its labeling.

Do not apply this product in a way that will contact workers or other persons, either directly or through drift. Only protected handlers may be in the area during application. For any requirements specific to your State or Tribe, consult the agency responsible for pesticide regulation.

### AGRICULTURAL USE REQUIREMENTS

Use this product only in accordance with its labeling and with the Worker Protection Standard, 40 CFR part 170. This Standard contains requirements for the protection of agricultural workers on farms, forests, nurseries, and greenhouses, and handlers of agricultural pesticides. It contains requirements for training, decontamination, notification, and emergency assistance. It also contains specific instructions and exceptions pertaining to the statements on this label about personal protective equipment (PPE) and restricted-entry interval. The requirements in this box only apply to uses of this product that are covered by the Worker Protection Standard.

Do not enter or allow worker entry into treated areas during the restricted entry interval (REI) of 12 hours.

PPE required for early entry to treated areas that is permitted under the Worker Protection Standard and that involves contact with anything that has been treated, such as plants, soil, or water, is:

- Coveralls.
- Waterproof gloves.
- Shoes plus socks.

### FOR USE ON SOYBEANS ONLY

Do not apply this product through any type of irrigation system.

Do not graze treated fields or harvest for forage or hay.

**Single Application:** Do not apply CANOPY SP more than once per soybean cropping cycle.

**Split Application:** Two applications totaling the fully labeled CANOPY SP rate may be made per soybean cropping cycle.

### GENERAL INFORMATION

DuPont CANOPY SP Herbicide is a dispersible granule formulation to be mixed with water and sprayed for selective preemergence and preplant incorporated weed control in soybeans. When applied according to the instructions on this label, it will control many broadleaf weeds and provide partial control of nutsedge and annual grasses.

Preemergence and preplant incorporated applications of CANOPY SP require rainfall or sprinkler irrigation to activate the herbicide. Degree of control and duration of effect depend on: rate used, weed spectrum, growing conditions at and following time of treatment, soil pH, texture, organic matter, moisture and precipitation.

*This label contains specific use directions for two distinct geographical use areas for CANOPY SP. The Midwest States and the Southern States and are defined under APPLICATION METHODS. This label also contains general use information which is applicable to all CANOPY SP use geography.*

### BIOLOGICAL ACTIVITY

CANOPY SP rapidly inhibits the growth of susceptible weeds. Following application of preplant incorporation or preemergence treatment, susceptible weeds may germinate and emerge, but growth then ceases and leaves become yellow 3-5 days after emergence. Death of leaf tissue and growing point will follow in some species while others will remain green but stunted and noncompetitive. CANOPY SP provides partial control of some annual grasses when used preplant or preemergence but other products may be needed to ensure adequate grass control.

### WEEDS CONTROLLED

#### - PREEMERGE: ALL STATES

When used as directed CANOPY SP will provide control of the following weeds:

- |                        |                        |
|------------------------|------------------------|
| *Cocklebur             | Pigweed                |
| Florida beggarweed     | Palmer                 |
| Hemp sesbania          | Redroot                |
| Hophornbeam copperleaf | Smooth                 |
| Jimsonweed             | Spiny amaranth         |
| Lambsquarters          | Poinsettia (wild)      |
| Mustard, wild          | Prickly sida (teaweed) |
| *Morningglory          | Purslane, common       |
| Annual                 | Ragweed, common        |
| Ivyleaf                | *Ragweed, giant        |
| Entireleaf             | *Sicklepod             |
| Pitted                 | Smartweed (annual)     |
| Smallflower            | Spotted spurge         |
| Tall                   | Sunflower              |
|                        | Velvetleaf             |

\* Large-seeded weeds, germinating deep in the soil such as morningglory, sicklepod, cocklebur and giant ragweed or other weeds which may emerge at various times during the growing season may require a cultivation or an application of DuPont Classic® Herbicide for season-long control.

When used as directed CANOPY SP will provide partial control of the following weeds:

Barnyardgrass	Johnsongrass, seedling
Yellow nutsedge	Mexicanweed
Purple nutsedge	Burcucumber
Crabgrass	Panicum, Texas and fall
Foxtail, species	Signalgrass, broadleaf

NOTE: Consult Lasso<sup>®</sup>, Dual<sup>®</sup>, Frontier<sup>®</sup>, Prowl<sup>®</sup>, Treflan<sup>®</sup>, Sonalan<sup>®</sup>, or Command<sup>®</sup> labels for additional weeds controlled when CANOPY SP is used in conjunction with these herbicides.

**APPLICATION METHODS - ALL STATES**

Do not apply CANOPY SP after the soybean crop has emerged or severe injury or death of the crop will occur.

CANOPY SP may be applied by any of the methods listed below. These methods apply to both geographical use areas, the Midwest States and the Southern States.

Midwest States : Iowa, Illinois, Indiana, Kansas, Michigan, Missouri, Nebraska, Ohio, Oklahoma, and Pennsylvania.

Southern States : Alabama, Arkansas, Delaware, Florida, Georgia, Kentucky, Louisiana, Maryland, Mississippi, Missouri bootheel, New Jersey, North Carolina, South Carolina, Tennessee, Texas, Virginia, and West Virginia.

**RAINFALL ACTIVATION FOR PREEMERGENCE ACTIVITY**

Best results are obtained if CANOPY SP is applied to moist soil and followed by rainfall or irrigation (~1") before weeds germinate. Several small rainfalls of less than 1/4" each are not as beneficial as one large rainfall of 1/2-1". On dry soil, more moisture is required for activation (1-2") before weed emergence. If moisture is insufficient to activate the herbicide, a rotary hoeing or shallow cultivation should be made after emergence of the crop while weeds are small enough to be controlled by mechanical means.

**CONSERVATION TILLAGE: EARLY PRE-PLANT IN NO-TILL, MINIMUM TILL, OR STALE SEEDBED**

CANOPY SP applied Early Pre-plant (preemergence to the soybeans but after the emergence of broadleaf weeds and small annual grasses) will provide burndown of many existing weeds as well as normal preemergence broadleaf weed control. When used for burndown, CANOPY SP is rainfast after one hour.

For specific burndown claims, adjuvant recommendations, CANOPY SP use rates and other tankmixes, see:

Midwest Section - Pre-plant Burndown Directions and Rate Table 1 or 2

Southern Section- Burndown Directions and Rate Table 4 or 5

**PREPLANT INCORPORATED**

Uniformly incorporate CANOPY SP or CANOPY SP tankmixes no deeper than the top 1-2" of soil prior to planting soybeans. Use equipment suited to proper incorporation into the top 1-2 inches of soil, e.g.: Do-all, field cultivator, or rotterra. CANOPY SP can be tank mixed with "Command" and applied preplant incorporated. Refer to the "Command" label for specific use instructions. If tank-mixed with a grass herbicide such as a Dinitroaniline (DNA) like "Treflan", "Sonalan", or "Prowl" or an acetanilide such as "Dual", "Frontier", or "Lasso", follow label instructions for proper incorporation of the grass herbicide into the top 1 to 2" of soil. Improper soil incorporation can result in erratic weed control or crop injury. If soil is dry, rainfall (~1") is required to activate preplant incorporated herbicides such as CANOPY SP before weed emergence.

For Preplant Incorporated CANOPY SP use rates, see:

Midwest Section - Rate Tables 1 or 2

Southern Section - Rate Tables 4 or 5

**PREEMERGENCE**

CANOPY SP can be applied preemergence in combination with such herbicides as "Lasso," "Dual," "Frontier", "Prowl" or following the use of a preplant incorporated grass herbicide such as "Treflan" or "Sonalan". Consult labels for rates and use instructions.

For CANOPY SP Preemergence use rates, see

Midwest Section - Rate Tables 1 & 2

Southern Section - Rate Tables 4 & 5

**SEQUENTIAL APPLICATIONS - "CANOPY SP" FOLLOWED BY AN APPLICATION OF "CLASSIC", "SYNCHRONY STS", "RELIANCE STS SP", OR "PINNACLE"**

CANOPY SP may be applied Early Pre-plant, Pre-plant Incorporated, or Preemergence and then followed as needed with a Postemergence application of CLASSIC, SYNCHRONY STS, RELIANCE STS SP, or PINNACLE. Refer to these product labels for weed claims, directions for use, and restrictions.

For rates of CANOPY SP followed by CLASSIC, SYNCHRONY STS, RELIANCE STS SP, or PINNACLE, see:

Midwest Section - Rate Table 3

Southern Section - Rate Table 5

**"CANOPY SP" + "ASSURE II" TANKMIXES FOR EARLY PRE-PLANT BURNDOWN OF GRASSES IN SOYBEANS - ALL MIDWESTERN AND SOUTHERN STATES**

CANOPY SP may be tankmixed with DuPont Assure® II herbicide or ASSURE II + 2,4-D LVE to provide early pre-plant burndown control of small foxtails, fall panicum, barnyardgrass, volunteer corn, shattercane, and wild proso millet.

For grass up to 3" in height, use 2.5 oz ASSURE II

For grass >3" up to 5" in height, use 5 oz ASSURE II

**Timing of Applications**

- CANOPY SP + ASSURE II tankmix may be applied
  - in Midwest states, from 45 days before planting up to just before soybean emergence
  - in Southern states, from 30 days before planting up to just before soybean emergence
- CANOPY SP + ASSURE II + 2,4-D LVE tankmix may be applied
  - in all states, at least 7 days before planting, but no later than 30 days before planting, depending on the rate of 2,4-D LVE used

Consult the 2,4-D label for the appropriate Pre-plant interval based on the rate used.

**To apply CANOPY SP + ASSURE II tankmixes:**

- use flat fan nozzles only
- must include a petroleum based crop oil concentrate at a rate of 1 gallon per 100 gallons of spray solution (1% v/v)
- an ammonium nitrogen fertilizer may be added but is not required for performance

**MIDWEST STATES**

**- SPECIFIC USE DIRECTIONS**

• CANOPY SP may be applied at planting or up to 45 days before planting

- CANOPY SP may be used in the following Midwest States : Indiana, Illinois, Iowa, Kansas, Michigan, Missouri (except bootheel), Nebraska, Ohio, Oklahoma, and Pennsylvania.

Giving careful consideration to soil type, soil pH, organic matter, rotational crop intervals, geographic location, and weed pressure, select a rate of CANOPY SP from Rate Table 1. Apply CANOPY SP Early Preplant, Preplant Incorporated, or Preemergence, in Conservation or Conventional Tillage, as directed in the Application Methods Section of this label.

• Do not apply to soil with a composite pH greater than pH 6.8, except as specified on this or other DuPont supplemental labeling.

CANOPY SP may be used on fields which are composite pH 6.8 or less, but which may contain isolated areas where the pH exceeds 6.8. To minimize carryover risk in these areas, plant soybeans or a DuPont recommended chlorimuron ethyl resistant corn hybrid as a follow-up crop. Use of CANOPY SP on soils which exceed composite pH 6.8 may result in unacceptable injury to the following crop.

**RATE TABLE 1**

**Early Pre-plant, Early Pre-plant Burndown, Pre-plant Incorporated, Preemergence:**

**Conservation or Conventional Tillage**

**CANOPY SP rates for the Midwest States :**

**IA, IL, IN, KS, MI, MO, NE, OH, OK, PA**

Soil Texture	Broadcast Rate (Ounces per Acre)
	1/2 - 4% Organic Matter
<b>Coarse:</b>	
Loamy sand, Sandy Loam	5.2 - 6.4
<b>Medium:</b>	
Loam, Silt Loam, Silt, Sandy Clay Loam	6.4 - 7.7
<b>Fine:</b>	
Silty clay loam, Clay Loam, Clay	6.4 - 9.0

**Number of CANOPY SP Soluble Packets To Use To Treat Various Acreages At Standard Rates.**

To determine the number of soluble packs of CANOPY SP for any acreage, select the use rate (oz/A) and multiply it by the number of acres to be treated, then divide this by 25.6. The result is the number of soluble packs required to treat the given acreage. **DO NOT attempt to use partial Soluble Packets. Round up or down as indicated below.**

For example, to treat 60 acres at the 5.2 oz rate:

$$\frac{5.2 \text{ oz/A} \times 60 \text{ A}}{25.6 \text{ oz/soluble pack}} = 12.19^* \text{ or } 12 \text{ soluble packs}$$

To treat 40 acres at the 6.4 oz rate:

$$\frac{6.4 \text{ oz/A} \times 40 \text{ A}}{25.6 \text{ oz/soluble pack}} = 10.00^* \text{ or } 10 \text{ soluble packs}$$

\* Round up for fractions of soluble packs that are 0.5 or over, and down when less than 0.5.

**FOR SEASON-LONG GRASS CONTROL - MIDWEST STATES**

CANOPY SP may not provide season-long preemergence control of grasses. For improved grass control, CANOPY SP may be:

- followed as needed by a postemergence grass herbicide such as ASSURE II herbicide.
- tankmixed with other grass herbicides such as "Lasso" (or other products containing the active ingredient alachlor and registered for use on soybeans), "Dual", "Prowl", "Command", "Frontier", Commence<sup>6</sup>, "Treflan" (or other products containing the active ingredient trifluralin and registered for use on soybeans), or "Sonalan".

Refer to the label of the tankmix partner or the post grass herbicide for specific information regarding use, rates, pre-plant intervals, application timing, grasses controlled, precautions, restrictions and other information. Follow the product label with the most restrictive labeling when using CANOPY SP in combination with other herbicides.





**SEQUENTIAL APPLICATIONS WITH  
DUPONT POSTEMERGENCE HERBICIDES  
- MIDWEST STATES**

CANOPY SP may be followed, as needed, by sequential applications of CLASSIC, SYNCHRONY STS, RELIANCE STS SP, or PINNACLE using Rate Table 3 below. Refer to the CLASSIC, SYNCHRONY STS, RELIANCE STS SP, and PINNACLE labels for all claims, use directions, and restrictions associated with these products.

**RATE TABLE 3**

*Sequential applications: CANOPY SP followed by a single Postemergence Application*

*For Midwest States: IA, IL, IN, KS, MI, MO, NE, OH, OK, PA*

**CANOPY SP\***

Broadcast (oz/a)	Sequential Post Application (oz/a)
3.9 - 6.4	Classic up to 3/4 oz, Synchrony STS**, Reliance STS SP**, 1/4 oz Pinnacle*
7.7	Classic up to 2/3 oz, Synchrony STS**, Reliance STS SP**, 1/4 oz Pinnacle*
9.0	Classic up to 1/4 oz, Reliance STS SP**, 1/4 oz Pinnacle*

\* When Classic and Pinnacle are combined in a tankmix, refer to the Classic label for labeled tankmixes.

\*\* Consult appropriate SYNCHRONY STS AND RELIANCE STS SP label for use rate.

† These CANOPY SP use rates may be used in "Roundup Ready"<sup>®</sup> soybeans, and followed by appropriate "Roundup Ultra"<sup>®</sup> postemergence applications. Read and follow the Roundup Ultra label directions. Consult the Roundup Ultra label for use instructions, rates, precautions, restrictions, and other use information.

**Number of CANOPY SP Soluble Packets To Use To Treat Various Acreages At Standard Rates.**

To determine the number of soluble packs of CANOPY SP for any acreage, select the use rate (oz/A) and multiply it by the number of acres to be treated, then divide this by 25.6. The result is the number of soluble packs required to treat the given acreage. **DO NOT attempt to use partial Soluble Packets. Round up or down as indicated below.**

For example, to treat 60 acres at the 6.4 oz rate:

$$\frac{6.4 \text{ oz/A} \times 60 \text{ A}}{25.6 \text{ oz/soluble pack}} = 15.00^* \text{ or } 15 \text{ soluble packs}$$

To treat 40 acres at the 5.2 oz rate:

$$\frac{5.2 \text{ oz/A} \times 40 \text{ A}}{25.6 \text{ oz/soluble pack}} = 12.03^* \text{ or } 12 \text{ soluble packs}$$

\* Round up for fractions of soluble packs that are 0.5 or over, and down when less than 0.5.

**ROTATIONAL GUIDELINES FOR ALL  
CANOPY SP APPLICATIONS  
- MIDWEST STATES**

The following recropping table pertains to the states of Illinois, Indiana, Iowa, Kansas, Michigan, Missouri (except bootheel), Nebraska, Ohio, Oklahoma, and Pennsylvania. When used as described in the Midwestern section of this label, the table describes the minimum length in months from the time of CANOPY SP application until CANOPY SP treated soil can be replanted to the crops listed in the table. When a recommended tank mix is used, consult the tankmix partner labels for recropping instructions and follow the directions that are most restrictive.

**ROTATIONAL GUIDELINE 1**

**MIDWEST STATES:**

**ALL LABELED CANOPY SP USES**

*(All uses of 3.9 - 9.0 oz CANOPY SP as described in the Midwest Section of this label : including CANOPY SP+ LEXONE DF/LOROX DF tankmixes and CANOPY SP Sequential with DuPont Post products)*

*For the Midwest States : IA, IL, IN, KS, MI, MO, NE, OH, OK, PA*

Crop	Recropping Interval in Months
Soybeans	Anytime
Barley, Ryegrass, Wheat, Winter Rye	4
Alfalfa	10
Cotton	10
Rice	10
Tobacco (transplant)	10
Tomato (transplant)	10
Field Corn *	10
Field Corn, IR (Resistant) **	8
Clover	12
Dry Beans, Kidney Beans, Snap Beans, Peas	12
Sorghum	12
Cucumber, Flax, Peanuts, Pumpkin, Sunflower, Sweet Corn, Watermelon, Cabbage, Canola (rapeseed), Lentils, Mustard	18
Carrot, Onion, Potato, and Sugar Beets and any other crop not listed	30

\* Field Corn is defined to include only that corn grown for grain or silage, popcorn, and seed corn. However, because seed corn inbred lines may vary in their sensitivity to trace amounts of herbicide carryover, DuPont cannot warrant that seed corn can be recropped without damage or yield loss. Users should seek the advice of their seed corn company agronomists regarding inbred sensitivity to herbicides prior to planting any inbred lines.

\*\* Field Corn, IR (Resistant) indicates those field corn hybrids offered by Pioneer Hi-bred International, Inc., or Ciba Seeds, which carry the designation "IR" or "IMR" in the hybrid name.

**SOUTHERN SECTION  
- SPECIFIC USE DIRECTIONS**

CANOPY SP may be applied at planting or up to 30 days prior to planting.

CANOPY SP may be used in the following Southern States: Alabama, Arkansas, Delaware, Florida, Georgia, Kentucky, Louisiana, Maryland, Mississippi, Missouri, North Carolina, South Carolina, Tennessee, Texas, Virginia and West Virginia.

• For maximal rotational flexibility, apply to soils with a pH 7 or less

- Do not apply to Black Belt Soils of Alabama and Mississippi with a soil pH greater than 7.0 or history of nutrient deficiency such as iron chlorosis, as injury may occur.
- Injury to soybeans may occur if CANOPY SP is used on soils having a calcareous surface layer or pH greater than 7.5.

Giving careful consideration to soil type, soil pH, organic matter, rotational crop intervals, geographic location, and weed pressure, select a rate of CANOPY SP from Rate table 4 below. Apply CANOPY SP Early Preplant, Preplant Incorporated or Preemergence as directed in the Application Methods section of this label.

**RATE TABLE 4**

**Early Preplant, Preplant Incorporated, Preemergence : Conservation or Conventional Tillage**

CANOPY SP rates for the Southern States of AL, AR, DE, FL, GA, KY, LA, MD, MS, MO BOOTHEEL, NJ, NC, SC, TN, TX, VA, WV

Soil Texture	Broadcast Rate (Ounces per Acre)	
	Percent Organic Matter in Soil*	
	1/2-3 %	3-5 %
<b>Coarse:</b>		
Loamy sand, Sandy Loam	7.7	10.3
<b>Medium:</b>		
Loam, Silt Loam *		
Silt, Sandy Clay Loam	10.3	12.9
<b>Fine:</b>		
Silty clay loam,		
Clay Loam, Clay	12.9	15.4

\* On silt loam soils in TN and KY use 7.7 - 10.3 oz

**Number of CANOPY SP Soluble Packets To Use To Treat Various Acreages At Standard Rates.**

To determine the number of soluble packs of CANOPY SP for any acreage, select the use rate (oz/A) and multiply it by the number of acres to be treated, then divide this by 25.6. The result is the number of soluble packs required to treat the given acreage. DO NOT attempt to use partial Soluble Packets. Round up or down as indicated below.

For example, to treat 60 acres at the 10.3 oz rate:

$$\frac{10.3 \text{ oz/A} \times 60 \text{ A}}{25.6 \text{ oz/soluble pack}} = 24.14^* \text{ or } 24 \text{ soluble packs}$$

To treat 40 acres at the 12.9 oz rate:

$$\frac{12.9 \text{ oz/A} \times 40 \text{ A}}{25.6 \text{ oz/soluble pack}} = 20.16^* \text{ or } 20 \text{ soluble packs}$$

\* Round up for fractions of soluble packs that are 0.5 or over, and down when less than 0.5.

**FOR SEASON-LONG GRASS CONTROL - SOUTHERN STATES**

CANOPY SP may not provide season-long preemergence control of grasses. For improved grass control, CANOPY SP may be:

- followed as needed by a postemergence grass herbicide such as ASSURE II herbicide.
- Tank mixed with "Lasso" (or other products containing the active ingredient alachlor and registered for use on soybeans), "Bronco", "Dual", "Prowl", "Command", "Frontier", "Commence", "Treflan", or "Soralan".

Refer to the label of the tankmix partner or the post grass herbicide for specific information regarding use, rates, pre-plant intervals, application timing, grasses controlled, precautions, restrictions and other information. Follow the product label with the most restrictive recropping restrictions when using CANOPY SP in combination with other herbicides.

**FOR BURNDOWN AND/OR RESIDUAL WEED CONTROL IN STALE SEEDBED OR CONSERVATION TILLAGE PRODUCTION SYSTEMS - SOUTHERN STATES**

For Burndown control of small annual grasses and broadleaf weeds, use 3.9 - 5.2 oz of CANOPY SP and apply at any time prior to planting. Select the higher rate for larger weeds. Use a minimum of 10 gallons of spray solution per acre by ground, 2 gallons per acre by air. Thorough coverage of the weeds is essential for best results.

Always include one of the following adjuvants:

- Nonionic surfactant at a rate of 0.25% (1 quart per 100 gallons of spray solution)
- Crop oil concentrate at a rate of 1% v/v (1 gallon per 100 gallons of spray solution)

When burndown plus residual control is desired, CANOPY SP may be applied at-planting or up to 30 days prior to planting at a rate of 5.2 to 15.4 oz. Select a rate, based on soil type from either Rate Table 4 or Rate Table 5.

For burndown of weeds and grasses not listed above, or for burndown of larger weeds and grasses, it is recommended that CANOPY SP be tankmixed with either 2,4-D, "Gramoxone Extra", Starfire, or "Roundup Ultra". Consult the product labels for specific use instructions, rates, restrictions, limitations, and precautions.

**REDUCED RATE OF "CANOPY SP" FOLLOWED BY PLANNED APPLICATION OF "SYNCHRONY STS", OR "CLASSIC" AND/OR "PINNACLE" HERBICIDES - SOUTHERN STATES**

CANOPY SP herbicide may be applied preplant incorporated or preemergence at reduced rates when followed by one planned postemergence treatment of either SYNCHRONY STS, CLASSIC, or CLASSIC + PINNACLE herbicides. Select a rate of CANOPY SP, according to soil type from Rate Table 5

**RATE TABLE 5**

*Reduced CANOPY SP Rates followed by planned post application of SYNCHRONY STS, CLASSIC, or CLASSIC + PINNACLE*

*CANOPY SP rates for the Southern States of AL, AR, DE, FL, GA, KY, LA, MD, MS, MO BOOTHEEL, NJ, NC, SC, TN, TX, VA, WV*

Soil Texture	Broadcast Rate (Ounces per Acre) <sup>1</sup>
	1/2 - 4% Organic Matter
<b>Coarse:</b>	
Loamy Sand, Sandy Loam	5.2 - 7.7
<b>Medium:</b>	
Loam, Silt loam, Silt, Sandy Clay Loam	5.2 - 7.7
<b>Fine:</b>	
Silty Clay Loam, Clay Loam, Clay	7.7 - 10.3

<sup>1</sup> These CANOPY SP use rates may be used in Roundup Ready soybeans, and followed by appropriate Roundup Ultra postemergence applications. Read and follow the Roundup Ultra label directions. Consult the Roundup Ultra label for use instructions, rates, precautions, restrictions, and other use information.

**Number of CANOPY SP Soluble Packets To Use To Treat Various Acreages At Standard Rates.**

To determine the number of soluble packs of CANOPY SP for any acreage, select the use rate (oz/A) and multiply it by the number of acres to be treated, then divide this by 25.6. The result is the number of soluble packs required to treat the given acreage. **DO NOT attempt to use partial Soluble Packets. Round up or down as indicated below.**

For example, to treat 60 acres at the 7.7 oz rate:

$$\frac{7.7 \text{ oz/A} \times 60 \text{ A}}{25.6 \text{ oz/soluble pack}} = 18.05^* \text{ or } 18 \text{ soluble packs}$$

To treat 40 acres at the 5.2 oz rate:

$$\frac{5.2 \text{ oz/A} \times 40 \text{ A}}{25.6 \text{ oz/soluble pack}} = 8.13^* \text{ or } 8 \text{ soluble packs}$$

\* Round up for fractions of soluble packs that are 0.5 or over, and down when less than 0.5.

**ROTATIONAL GUIDELINES FOR ALL "CANOPY SP" APPLICATIONS - SOUTHERN STATES**

The following recropping table pertains to the states of Alabama, Arkansas, Florida, Georgia, Louisiana, Mississippi, Texas, Missouri bootheel, Delaware, Kentucky, Maryland, New Jersey, North Carolina, South Carolina, Tennessee, Virginia, and West Virginia.

When used as described in the Southern section of this label, the table describes the minimum length in months from the time of CANOPY SP application before CANOPY SP treated soil can be replanted to the crops listed in the table. **When a recommended tank mix is used, consult the tankmix partner labels for recropping instructions and follow the directions that are most restrictive.**

**ROTATIONAL GUIDELINE 2**

**SOUTHERN STATES: ALL LABELED CANOPY SP USES**

(all 3.9 - 15.4 oz CANOPY SP uses described in the Southern Section of this label, including CANOPY SP followed by SYNCHRON STS, CLASSIC, or CLASSIC + PINNACLE)

For the Southern States of AL, AR, DE, FL, GA, KY, LA, MD, MS, MO BOOTHEEL, NJ, NC, SC, TN, TX, VA & WV

**Group I - soil pH 7.0 or less**

- States of AL, AR, FL, GA, LA, MS or TX
- States of DE, KY, MD, MO Bootheel, NJ, NC, SC, TN VA or WV - Use rate less than 12.9 oz/A  
(If rate is 12.9 oz/A or greater, use Group II Guideline)

**Group II - soil pH greater than 7.0 to 7.5**

- States of AL, AR, FL, GA, LA, MS or TX
- States of DE, KY, MD, MO Bootheel, NJ, NC, SC, TN, VA or WV

Crops	Group I	Group II
Soybeans	Anytime	Anytime
Barley, Ryegrass, Wheat, Winter Rye	4	4
Alfalfa	10	18
Clover	12	18
Field Corn *	9-10†	18
Field Corn, IR (Resistant) **	8	8
Cotton	10	18
Peanuts	8	18
Rice	10	18
Sorghum	10	18
Tobacco (Transplant)	10	18
Tomato (Transplant)	10	18
Cucumber, Flax, Pumpkin, Sunflower, Sweet Corn, Watermelon, Cabbage, Canola (rapeseed), Lentils, Mustard, Carrot, Onion, Potato, Sugar Beets and any crop not listed above	18	30

\* Field Corn is defined to include only that corn grown for grain or silage, popcorn, and seed corn. However, because seed corn inbred lines may vary in their sensitivity to trace amounts of herbicide carryover, DuPont cannot warrant that seed corn can be re-cropped without damage or yield loss. Users should seek the advice of their seed corn company agronomists regarding inbred sensitivity to herbicides prior to planting any inbred lines.

\*\* Field Corn, IR (Resistant) indicates those field corn hybrids offered by Pioneer Hi-bred International, Inc., or Ciba Seeds, which carry the designation "IR" or "IMR" in the hybrid name.

† CANOPY SP treated fields may be re-cropped to field corn after 9 months in DE, KY, MD, MO Bootheel, NJ, NC, SC, TN, VA, and WV if the rate does not exceed 7.7 oz.

**APPLICATION INFORMATION**

**SPRAY TANK PREPARATION**

It is important that spray equipment is clean and free of existing pesticide deposits before using CANOPY SP. Follow the spray tank cleanout procedures specified on the label of product previously sprayed. If no cleanout procedure is provided, follow the cleanout procedure below for all application equipment.

1. Thoroughly rinse sprayer, tanks, boom, and hoses with clean water.
2. Partially fill the tank with water and add one of the cleaning agents listed in the SPRAYER CLEANUP section of this label. Complete filling the tank and flush the cleaning solution through the boom and hoses. Let stand for 15 minutes with agitation or recirculation and then drain the tank after flushing the hoses, boom, and nozzles.
3. Thoroughly rinse sprayer, tanks, boom, and hoses with clean water.
4. Follow label directions of the product previously sprayed for rinsate disposal.

Notes: During an extended period where spraying or mixing equipment will be used to apply multiple loads of CANOPY SP, at the end of each day of spraying partially fill the tank with fresh water, flush the boom and hoses and allow to sit overnight.

A steam cleaning of aerial spray tanks is recommended to dislodge any visible pesticide deposits.

**EQUIPMENT / SPRAY VOLUMES**

Ground Application: Apply uniformly by ground equipment with a properly calibrated low pressure (20 to 40 psi) fixed-boom sprayer equipped with fan-type nozzles and screens no finer than 50 mesh. Use 10 to 40 gals of water per acre.

Continuous agitation in the spray tank is required to keep the material in suspension. Avoid overlap and shut off spray booms while starting, turning, slowing or stopping, as injury to the crop may result.

Aerial Application: CANOPY SP may be applied by air for early preplant, preplant incorporated or preemergence use on soybeans. Apply uniformly with properly calibrated aerial equipment. Use a minimum of 2 gallons of water per acre. Avoid over applying of spray swath. Continuous agitation of the spray tank is required to keep the material in suspension.

**Mixing Instructions**

1. Fill the tank 1/4 to 1/3 full of water.
2. While agitating, add the required amount of CANOPY SP.
3. Once the CANOPY SP is fully dispersed, maintain agitation and continue filling tank with water. Soluble packs should dissolve completely within 5 minutes.
4. CANOPY SP should be thoroughly mixed with water in the spray tank before adding any other material. As the tank is filling and all Soluble Packs have dissolved, add (in order); other herbicide(s), the required spray adjuvant, and the nitrogen fertilizer where required.
5. Apply CANOPY SP spray preparation the same day as mixed or product degradation may occur.

6. If the mixture has settled, thoroughly reagituate before using. For tank mixtures with other herbicides, all applicable directions, restrictions and precautions for the additional herbicides are also to be followed.

**Additional Use and Handling Information for CANOPY SP When Packaged in Water Soluble Packets**

Soluble Packets are contained in waterproof, resealable plastic bags. The individual Soluble Packs will dissolve completely in water. Open the outer resealable plastic bag, remove the number of 36 ounce Soluble Packs required for the application.

DO NOT attempt to open or use partial Soluble Packets.

**Soluble Pack Handling Precautions:**

The outer resealable plastic bag is NOT soluble in water. DO NOT place in the spray tank.

Excessive handling of the packs, or exposure to moisture, will cause breakage.

Do not touch the packs with wet hands or place them on wet surfaces.

Protect unused Soluble Packs by resealing them in the resealable bag.

**SPRAYER CLEANUP**

To avoid subsequent injury to desirable crops, thoroughly clean all mixing and spray equipment immediately following applications of CANOPY SP as follows:\*

1. Drain tank; thoroughly hose down the interior surfaces of the tank; then flush tank, boom, and hoses with clean water for a minimum of 5 minutes.
2. Partially fill the tank with water and add one of the cleaning agents listed below. Complete filling the tank with water, then flush the cleaning solution through the boom, hoses, and nozzles. Add water to completely fill the tank and allow to agitate or recirculate for at least 15 minutes. Again, flush the boom, hoses and nozzles, and drain the tank.
3. Remove the nozzles and screens and clean separately in a bucket containing water and the cleaning agent.
4. Repeat Step 2.
5. Thoroughly rinse the tank with clean water for a minimum of 5 minutes, flushing water through the boom and hoses.

NOTE: Use any of the following cleaning agents. Carefully read and follow the individual cleaning agent instructions.

1. One gallon of household ammonia (contains 3% active) per 100 gallons of water.
2. Nutra-Sol<sup>10</sup>
3. Loveland Tank and Equipment Cleaner<sup>11</sup>
4. Protank Cleaner<sup>12</sup>
5. Chem-Tank Cleaner and Neutralizer<sup>13</sup>
6. Incide-Out<sup>14</sup>
7. Tank-Aid<sup>15</sup>

\*A steam cleaning of fiberglass or stainless steel aerial spray tanks is recommended prior to performing the above cleanout procedure to facilitate the removal of any caked deposits.

**THE IMPORTANCE OF SOIL PH - ALL STATES**

Soil pH varies greatly, even within the same field. pH variations as much as 2 pH units are common. Composite soil samples taken across an entire field, such as those samples taken for soil fertility recommendations, may not detect areas of high pH. Sub-sampling is recommended for areas likely to have pH values higher than the field average. The following is a non-inclusive list of potential high pH areas where subsampling is recommended.

- Where different soil types are evident within a field, sample soil types separately.
- Where conditions vary within a field, sample areas separately, such as:
  - areas bordered by limestone gravel roads,
  - river bottoms subject to flooding,
  - low areas in hardpan soils where evaporative ponds may occur,
  - eroded hillsides,
  - along drain tile lines, and
  - areas where drainage ditch spoil has been spread.
- Where lime has not been deeply incorporated, soil may exhibit significantly higher pH values in the upper 3 inches of soil. Composite soil samples taken at a 6-8 inch depth may not reflect the elevated pH near the surface. In these cases shallow sampling, the upper 3 inches, is advised.

Determine soil pH by laboratory analysis using a 1:1 soil:water suspension.

**SPRAY DRIFT MANAGEMENT - ALL STATES**

The interaction of many equipment and weather-related factors determines the potential for spray drift. The applicator is responsible for considering all these factors when making application decisions.

AVOIDING SPRAY DRIFT IS THE RESPONSIBILITY OF THE APPLICATOR.

**IMPORTANCE OF DROPLET SIZE**

The most effective way to reduce drift potential is to apply large droplets (>150 - 200 microns). The best drift management strategy is to apply the largest droplets that provide sufficient coverage and control. The presence of sensitive species nearby, the environmental conditions, and pest pressure may affect how an applicator balances drift control and coverage. **APPLYING LARGER DROPLETS REDUCES DRIFT POTENTIAL, BUT WILL NOT PREVENT DRIFT IF APPLICATIONS ARE MADE IMPROPERLY OR UNDER UNFAVORABLE ENVIRONMENTAL CONDITIONS!** See **Wind, Temperature and Humidity, and Surface Temperature Inversions** sections of this label.

**Controlling Droplet Size - General Techniques**

- **Volume** - Use high flow rate nozzles to apply the highest practical spray volume. Nozzles with higher rated flows produce larger droplets.
- **Pressure** - Use the lower spray pressures recommended for the nozzle. Higher pressure reduces droplet size and does not improve canopy penetration. **WHEN HIGHER FLOW RATES ARE NEEDED, USE A HIGHER-CAPACITY NOZZLE INSTEAD OF INCREASING PRESSURE.**
- **Nozzle Type** - Use a nozzle type that is designed for the intended application. With most nozzle types, narrower spray angles produce larger droplets. Consider using low-drift nozzles.

**Controlling Droplet Size - Aircraft**

- **Number of Nozzles** - Use the minimum number of nozzles with the highest flow rate that provide uniform coverage.
- **Nozzle Orientation** - Orienting nozzles so that the spray is emitted backwards, parallel to the airstream will produce larger droplets than other orientations.
- **Nozzle Type** - Solid stream nozzles (such as disc and cone with swirl plate removed) oriented straight back produce larger droplets than other nozzle types.

**BOOM LENGTH AND HEIGHT**

- **Boom Length (aircraft)** - The boom length should not exceed 3/4 of the wing length, using shorter booms decreases drift potential. For helicopters use a boom length and position that prevents droplets from entering the rotor vortices.
- **Boom Height (aircraft)** - Application more than 10 ft above the canopy increases the potential for spray drift.
- **Boom Height (ground)** Setting the boom at the lowest height which provides uniform coverage reduces the exposure of droplets to evaporation and wind. The boom should remain level with the crop and have minimal bounce.

**WIND**

Drift potential increases at wind speeds of less than 3 mph (due to variable direction and inversion potential) or more than 10 mph. However, many factors, including droplet size and equipment type determine drift potential at any given wind speed. **AVOID APPLICATIONS DURING GUSTY OR WINDLESS CONDITIONS.**

**Note:** Local terrain can influence wind patterns. Every applicator should be familiar with local wind patterns and how they effect spray drift.

**TEMPERATURE AND HUMIDITY**

When making applications in hot and dry conditions, set up equipment to produce larger droplets to reduce effects of evaporation.

**SURFACE TEMPERATURE INVERSIONS**

Drift potential is high during a surface temperature inversion. Surface inversions restrict vertical air mixing, which causes small suspended droplets to remain close to the ground and move laterally in a concentrated cloud. Surface inversions are characterized by increasing temperature with altitude and are common on nights with limited cloud cover and light to no wind. They begin to

form as the sun sets and often continue into the morning. Their presence can be indicated by ground fog; however, if fog is not present, inversions can also be identified by the movement of smoke from a ground source or an aircraft smoke generator. Smoke that layers and moves laterally in a concentrated cloud (under low wind conditions) indicates a surface inversion, while smoke that moves upward and rapidly dissipates indicates good vertical air mixing.

**SHIELDED SPRAYERS**

Shielding the boom or individual nozzles can reduce the effects of wind. However, it is the responsibility of the applicator to verify that the shields are preventing drift and not interfering with uniform deposition of the product.

**AIR ASSISTED (AIR BLAST) FIELD CROP SPRAYERS**

Air assisted field crop sprayers carry droplets to the target via a downward directed air stream. Some may reduce the potential for drift, but if a sprayer is unsuitable for the application and/or set up improperly, high drift potential can result. It is the responsibility of the applicator to determine that a sprayer is suitable for the intended application, is configured properly, and that drift is not occurring.

**Note:** Air assisted field sprayers can affect product performance by affecting spray coverage and canopy penetration. Consult the application equipment section of this label to determine if use of an air assisted sprayer is recommended.

**RESISTANCE MANAGEMENT- ALL STATES**

When herbicides with the same mode of action are used repeatedly over several years to control the same weed species in the same field, naturally-occurring resistant weed biotypes may survive a correctly applied herbicide treatment, propagate, and become dominant in that field. These resistant weed biotypes may not be adequately controlled. Cultural practices such as tillage, preventing weed escapes from going to seed, and using herbicides with different modes of action within and between crop seasons can aid in delaying the proliferation and possible dominance of herbicide resistant weed biotypes.

**Integrated Pest Management**

DuPont recommends the use of Integrated Pest Management (IPM) programs to control pests. This product may be used as part of an Integrated Pest Management (IPM) program which can include biological, cultural, and genetic practices aimed at preventing economic pest damage. Application of this product should be based on IPM principles and practices including field scouting or other detection methods, correct target pest identification, population monitoring, and treating when target pest populations reach locally determined action thresholds. Consult your state cooperative extension service, professional consultants or other qualified authorities to determine appropriate action treatment threshold levels for treating specific pest/crop or site systems in your area.

### IMPORTANT PRECAUTIONS - ALL STATES

1. Because most crops are highly sensitive to CANOPY SP, all direct or indirect contact (such as spray drift) to crops or to land scheduled to be planted to crops other than soybeans should be avoided.
2. A. If a soybean variety is suspected of being sensitive to metribuzin, check with the soybean seed company before treating a field of that soybean variety with CANOPY SP (contains metribuzin).  
 B. Soybean varieties such as Altona, Coker 6955 and 156, Govan, Hartz 7550, Hartz 7550RR, Hartz 5545, Semmes, Tracy, Vansoy, Terra, Vig 505 and 606, AP 71, NKS 1884, Agropro 55, Asgrow 6520, Maple Amber, Portage and Vinton 81 are sensitive to CANOPY SP. Injury may occur if CANOPY SP is used on these varieties.
3. Soybean stunting may occur if excessive rainfall occurs after application but before soybeans germinate. Injury is more prevalent under poor drainage or compacted conditions or when soil is saturated for long periods of time. Soybeans rapidly outgrow stunting once favorable growing conditions return.
4. Seedling disease, nematodes, cold weather, deep planting (more than 2"), excessive moisture, high salt concentration, or drought may weaken soybean seedlings and increase possibility of crop injury.
5. Do not apply in land that has been or will be treated with ALLY, GLEAN, or FINESSE herbicide in Nebraska and Kansas without observing the rotational crop intervals for those products.
6. Do not apply or drain or flush equipment on or near desirable trees or other plants, or on areas where their roots may extend, or in locations where the chemical may be washed or moved into contact with their roots, or injury to desirable trees and plants may occur.
7. Do not use on lawns, walks, driveways, tennis courts or similar areas. Prevent drift of spray to desirable plants. Do not contaminate any body of water. Keep from contact with fertilizers, insecticides, fungicides and seeds during storage.
8. Thoroughly clean CANOPY SP from application equipment immediately after use and prior to spraying crops other than soybeans. Failure to remove even small amounts of CANOPY SP from application equipment may result in injury to subsequently sprayed crops.
9. Do not tank mix CANOPY SP with organophosphate insecticides. Do not apply CANOPY SP within 14 days before or after an application of an organophosphate insecticide, as severe crop injury may occur. Injury to soybeans may occur if CANOPY SP is used in conjunction with soil-applied organo-phosphate pesticides such as Disyston<sup>16</sup>, Mocap<sup>17</sup>, Namacur<sup>6</sup>, Thimer<sup>4</sup>, parathion, or Lorsban<sup>5</sup>.

**STORAGE AND DISPOSAL**

**Storage:** Store product in original container only. Do not contaminate water, other pesticides, fertilizer, food or feed in storage.

**Product Disposal:** Do not contaminate water, food or feed by storage or disposal. Wastes resulting from the use of this product may be disposed of on site or at an approved waste disposal facility.

**Container Disposal:** Triple rinse (or equivalent), then offer for recycling or reconditioning, or puncture and dispose of in a sanitary landfill, or by incineration, or, if allowed by state and local authorities, by burning. If burned, stay out of smoke.

**NOTICE TO BUYER:** Purchase of this material does not confer any rights under patents of countries outside of the United States.

14/31

**LIMITATION OF  
WARRANTY AND LIABILITY**

**NOTICE: Read This Limitation of Warranty and Liability Before Buying or Using This Product. If the Terms Are Not Acceptable, Return the Product at Once, Unopened, and the Purchase Price Will Be Refunded.**

It is impossible to eliminate all risks associated with the use of this product. Such risks arise from weather conditions, soil factors, off target movement, unconventional farming techniques, presence of other materials, the manner of use or application, or other unknown factors, all of which are beyond the control of DuPont. These risks can cause: ineffectiveness of the product; crop injury, or, injury to non-target crops or plants.

DuPont does not agree to be an insurer of these risks.  
**WHEN YOU BUY OR USE THIS PRODUCT, YOU AGREE TO ACCEPT THESE RISKS.**

DuPont warrants that this product conforms to the chemical description on the label thereof and is reasonably fit for the purpose stated in the Directions for Use, subject to the inherent risks described above, when used in accordance with the Directions for Use under normal conditions.

**DUPONT MAKES NO OTHER EXPRESS OR IMPLIED WARRANTY OF FITNESS OR OF MERCHANTABILITY OR ANY OTHER EXPRESS OR IMPLIED WARRANTY.**

**IN NO EVENT SHALL DUPONT OR SELLER BE LIABLE FOR ANY INCIDENTAL, CONSEQUENTIAL OR SPECIAL DAMAGES RESULTING FROM THE USE OR HANDLING OF THIS PRODUCT. BUYER'S OR USER'S BARGAINED-FOR EXPECTATION IS CROP PROTECTION. THE EXCLUSIVE REMEDY OF THE USER OR BUYER AND THE EXCLUSIVE LIABILITY OF DUPONT OR SELLER FOR ANY AND ALL CLAIMS, LOSSES, INJURIES OR DAMAGES (INCLUDING CLAIMS BASED ON BREACH OF WARRANTY OR CONTRACT, NEGLIGENCE, TORT OR STRICT LIABILITY), WHETHER FROM FAILURE TO PERFORM OR INJURY TO CROPS OR OTHER PLANTS, AND RESULTING FROM THE USE OR HANDLING OF THIS PRODUCT, SHALL BE THE RETURN OF THE PURCHASE PRICE OF THE PRODUCT, OR AT THE ELECTION OF DUPONT OR SELLER, THE REPLACEMENT OF THE PRODUCT.**

DuPont or its Ag Retailer must have prompt notice of any claim so that an immediate inspection of buyer's or user's growing crops can be made. Buyer and all users shall promptly notify DuPont or a DuPont Ag Retailer of any claims, whether based on contract, negligence, strict liability, other tort or otherwise or be barred from any remedy.

This Limitation of Warranty and Liability may not be amended by any oral or written agreement.

1. Trademark of Monsanto Agricultural Products Co.
2. Trademark of Novartis.
3. Manufactured by Sandoz Chemicals Inc.
4. Trademark of American Cyanamid Corp.
5. Trademark of Dow Elanco
6. Trademark of FMC Corp.
7. Trademark of ICI Americas Corp
8. Trademark of Kalo Agricultural Chemicals, Inc.
9. Trademark of Witco Chemical Corp.
10. Compounded for Thomas G. Kilfoil Co., Inc.
11. Trademark of Loveland Industries, Inc.
12. Manufactured for Cenex/Land 'O Lakes Agronomy Co.
13. Manufactured by Farmbelt Chemicals, Inc.
14. Trademark of Precision Laboratories, Inc.
15. Manufactured for Corbelt Chemical Co.
16. Trademark of Mobay Chemical Corp.
17. Trademark of Rhone-Poulenc, Inc.,

**D-610 042298**

**For product information call 1-888-6-DUPONT**


**© 1998 E. I. du Pont de Nemours and Company, Agricultural Products, Wilmington, Delaware 19898**





**DuPont Agricultural  
Products**

..... A Growing Partnership With Nature™



SUPPLEMENTAL LABELING 17131

**CANOPY® SP HERBICIDE  
TANK MIXES FOR BROADLEAF  
WEED CONTROL IN SOYBEANS  
IN CERTAIN MIDWEST STATES**

**CANOPY® SP HERBICIDE**

EPA Reg. No. 352-

**“CANOPY SP” HERBICIDE TANK MIXES FOR BROADLEAF WEED CONTROL  
IN THE STATES OF INDIANA, ILLINOIS, IOWA, KANSAS, KENTUCKY,  
MICHIGAN, MISSOURI, NEBRASKA, AND OHIO**

DuPont “Canopy SP” Herbicide is recommended at reduced rates for preemergence broadleaf weed control when tank mixed with either “Lexone” DF, “Lorox” DF in the states of Indiana, Illinois, Iowa, Kansas, Kentucky, Michigan, Missouri, Nebraska, and Ohio.

**DIRECTIONS FOR USE**

It is a violation of federal law to use this product in a manner inconsistent with its labeling.

For use on soybeans only.

Do not apply this product through any type of irrigation equipment.

Do not graze treated fields or harvest forage for hay.

**HOW TO USE**

**APPLICATION TIMING AND METHODS**

“Canopy SP” tank mixed with either “Lexone” DF, or “Lorox” DF may be applied at planting or at any time up to 45 days prior to planting. Do not apply after the soybean crop has emerged. These tank mixes may be preemergence surface applied or preplant incorporated. Refer to the “Canopy SP” label for specific instructions on incorporation and moisture requirements. These tank mixes may also be applied over existing weed vegetation as in no-till soybean production.

**APPLICATION EQUIPMENT AND SPRAY VOLUMES**

Apply uniformly by ground equipment using a properly calibrated fixed boom sprayer. Use 10-40 gallons per acre at 20-40 psi. In no-till situations, where these tank mixes are being applied over existing vegetation, use flat fan nozzles and a minimum of 20 gallons per acre.

**APPLICATION RATES**

Select the rate of “Canopy SP” + “Lexone” DF, or “Lorox” DF from the chart below, according to soil type:

Soil Texture	Broadcast Rate (oz/A)			
	“CANOPY SP” + LEXONEDF or “LOROX DF”			
Coarse: Loamy sand, Sandy loam	3.2	+	4	OR 8
Medium: Loam, Silt Loam, Silt, Sandy clay loam	3.9	+	6	OR 10
Fine: Silty clay loam, Clay loam, Clay	3.9-5.2	+	8	OR 12

Do not apply to soils with less than 1/2% or more than 4% organic matter.

\*Use the rates listed in the table when tank mixing “Canopy SP” with either “Lexone” DF or “Lorox DF”.

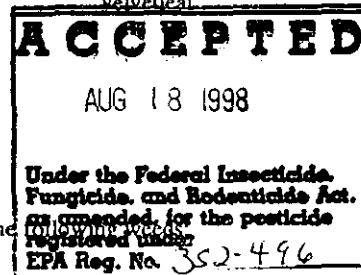
**WEEDS CONTROLLED**

**Preemergence:**  
When used according to this label these “Canopy SP” tank mixes will generally provide season-long preemergence control of the following weeds:

These “Canopy SP” tank mixes will also provide partial control (sup-

- Lambsquarters
- Mustard, wild
- Pigweeds:
  - Palmer
  - Redroot
  - Smooth
- Spiny amaranth
- Tall waterhemp
- Ragweed, common
- Smartweeds, annual
- Velvetleaf

pression) preemergence of the following weeds:



Cocklebur  
Crabgrass  
Foxtail species  
Jimsonweed

Morningglories:  
Entireleaf  
Ivyleaf  
Pitted  
Tall

**Postemergence (for No-till Burndown):**

"Canopy SP" tank mixes will provide burndown control of certain small broadleaf weeds and annual grasses. To obtain burndown control of the species listed below:

Annual Grasses  
Chickweed  
Dandelion  
Henbit  
Lettuce, prickly  
Lambsquarters\*  
Marestail  
Mustard, wild  
Pennygrass

Pigweeds:  
Palmer amaranth  
Redroot  
Smooth  
Spiny amaranth  
Tall waterhemp  
Ragweed, common  
Ragweed, giant  
Shepherd's-purse  
Smartweeds, annual

\*Except triazine resistant weeds when using "Canopy SP" + "Lexone DF" tank mixes.

- o The broadleaf weeds listed above should not exceed 3" in height, the annual grasses should not exceed 2" in height. To control weeds exceeding these sizes, "Canopy SP" + "Lexone DF" or "Lorox DF" may be tank mixed with Roundup Ultra<sup>1</sup>, Bronco<sup>2</sup>, Gramoxone<sup>3</sup> Extra, or 2,4-D (LVE) (see "ADDITIONAL TANK MIXES").
- o Always include crop oil concentrate at 1% v/v (1 gallon per 100 gallons of spray mix.) When tank mixing with "Roundup Ultra" use nonionic surfactant at 0.25% v/v (1 quart per 100 gallons of spray mix).
- o Use flat fan nozzles and a minimum of 20 gallons of water per acre.

**ADDITIONAL TANK MIXES WITH "CANOPY SP + "LEXONE DF" OR "LOROX DF"**

**Grass Control:**

These tank mixes may not provide adequate preemergence control of grasses. For grass control they may be:

- o Followed, as needed, by a postemergence grass herbicide such as DuPont Assure<sup>4</sup> II Herbicide.
- o Tank mixed with Lasso<sup>1</sup> (or other products containing the active ingredient alachlor and registered for use on soybeans), "Bronco", Dual<sup>2</sup>, Prowl<sup>3</sup>, Command<sup>5</sup>, Treflan<sup>6</sup> (or other products containing the active ingredient trifluralin and registered for use on soybeans; or Sonalan<sup>6</sup>).

18/31  
Refer to the label of the tank mix partner or the post grass herbicide for specific information regarding use, rates, pre-plant intervals, application timing, grasses controlled, precautions, restrictions and other information.

**No-Till Burndown:**

These tank mixes, when mixed with crop oil concentrate, will control (burndown) many small weeds. However, to burndown those weeds listed on this label which exceed 2-3" or to burndown other species not listed, they may be tank mixed with one of the following products:

"Roundup Ultra"  
"Bronco"  
"Gramoxone" Extra  
2,4-D LVE\*

To select the proper burndown product, identify the weeds which need to be controlled and consult the product labels to determine which product is needed. Consult the companion burndown herbicide label for use instructions, rates, precautions, restrictions and other use information.

\*2,4-D LVE is the isooctyl (2-ethylhexyl) ester of 2,4-Dichlorophenoxyacetic acid. This product is sold under a variety of trade names. It has a minimum preplant interval of 7 to 30 days and is based on the rate used. Consult the label of the product used for specific information on this interval.

**IMPORTANT**

BEFORE USING "CANOPY SP", READ AND FOLLOW ALL APPLICABLE DIRECTIONS, RESTRICTIONS AND PRECAUTIONS ON THE EPA-REGISTERED LABEL.

This bulletin contains new or supplemental instructions for use of this product which do not appear on the EPA-registered package label. Follow the instructions carefully.

This labeling must be in the possession of the user at the time of pesticide application.

<sup>1</sup> Trademark of Monsanto Company

<sup>2</sup> Trademark of Zeneca

<sup>3</sup> Trademark of Ciba-Geigy Corporation

<sup>4</sup> Trademark of American Cyanamid Company

<sup>5</sup> Trademark of FMC Corporation

<sup>6</sup> Trademark of DowElanco



**DuPont Agricultural Products**

"..... A Growing Partnership With Nature"



**CANOPY® SP HERBICIDE**  
**REDUCED RATES FOR BURNDOWN**  
**AND LIMITED RESIDUAL CONTROL**  
**ON VARIABLE pH SOILS**

**CANOPY® SP HERBICIDE**

Reg. No. 352-

**CANOPY SP APPLIED REDUCED RATES FOR BURNDOWN AND LIMITED RESIDUAL CONTROL ON VARIABLE pH SOILS**

Canopy SP at 2.6 ounces per acre can be used in soybean production for burndown and limited residual weed control regardless of soil type and pH. Canopy SP at 2.6 ounces per acre is recommended for use in the states of Illinois north of Route 36, Indiana north of I-70, Iowa outside the Nicollett-Clarrion-Webster and Hamburg-Ida-Monana soil associations, Missouri north of Route 36, Ohio north of I-70, and Pennsylvania north of I-70.

**DIRECTIONS FOR USE**

It is a violation of federal law to use this product in a manner inconsistent with its labelling.

- Before using Canopy SP, read and carefully observe the cautionary statements and all other information appearing on the Canopy SP Specimen Label.
- Do not apply this product through an irrigation system.
- For use on soybeans only.
- Do not graze treated fields or harvest forage for hay.

**APPLICATION RATES AND ADJUVANTS**

Canopy SP applied at 2.6 ounces per acre is recommended for burndown of existing summer and winter annuals and limited preemergence control of certain broadleaf weeds (see Weeds Controlled list below). For burndown, always include a Crop Oil Concentrate at 1% v/v (1 gallon per 100 gallons of finished spray).

**APPLICATION TIMING**

Canopy SP at 2.6 ounces can be applied up to 45 days before planting soybeans, at-planting, or immediately after planting but prior to soybean emergence.

**APPLICATION EQUIPMENT SPRAY VOLUMES**

Apply uniformly by ground equipment using a properly calibrated fixed boom sprayer. Use 10-40 gallons per acre at 20-40 psi. For burndown applications of existing vegetation, use flat fan nozzles and a minimum of 20 gallons per acre.

**WEEDS CONTROLLED - BURNDOWN**

Burndown control of existing winter and summer annuals with 2.5 oz Canopy SP applied prior to planting will provide burndown control of certain 1-3" annual broadleaf weeds and winter annuals. To obtain burndown of the species listed below, use Canopy SP plus 1% COC. For enhanced burndown control, 1 pint of 2,4-D LVE (0.5 lbs a.e./A) may be tank mixed with Canopy SP and applied from 45 days up to 7 days prior to planting.

Annual grasses	Marestail	Shepherd's purse
Cluckweed*	Mustard, wild	Smartweeds, annual
Dandelion	Pennycress	Sunflower
Fenbits	Pigweeds	Velvetleaf
Lambsquarters*	Ragweed, Giant	Wild Garlic*
Lettuce, Prickly	Ragweed, Common	

\* always add 1 pt 2,4-D LVE

The annual grasses should not exceed 1" in height. For burndown of annual grasses taller than 1", add 2.5 - 5.0 oz Assure II. The broadleaf weeds should not exceed 3" in height. To burndown weeds exceeding 3", 2.6 oz Canopy SP may be tankmixed with Roundup Ultra<sup>1</sup>, Gramoxone Extra<sup>2</sup>, Bronco<sup>1</sup>, or 2,4-D LVE. With Canopy SP plus Gramoxone Extra or 2,4-D LVE tankmixes, always include crop oil concentrate at 1% V/V (1 gallon per 100 gallons of spray mix). When tank mixing with Roundup Ultra or Bronco, refer to these product labels for specific adjuvant recommendations, however to optimize burndown from the Canopy SP, add 0.25% NIS when tankmixing Canopy SP with Roundup Ultra or Bronco. To select the proper burndown product, identify the weeds that need to be controlled and consult the product labels to determine which product is needed. Consult the companion burndown herbicide for use instructions, rates, precautions, restrictions and other use information.

**PREEMERGENCE**

When used according to this label, 2.6 oz of Canopy SP will provide limited preemergence control of the weeds below to contribute to a clean seed bed at planting. For season-long control, a planned PRE or POST sequential program is required.

- Pigweeds, Redroot and smooth
- Ragweed, Common
- Smartweeds, annual

2.6 oz Canopy SP will provide partial preemergence control \* (suppression) of the following weeds:

- |  |                  |
|--|------------------|
| Cocklebur                                      | Ragweed, Giant   |
| Jimsonweed                                     | Foxtail, species |
| Lambsquarters                                  | Fall Panicum     |
| Morningglories,<br>annual,<br>ivyleaf,<br>tall |                  |
| Nutsedge, yellow                               | Velvetleaf       |

\*Due to heavy weed pressure, delayed planting, or adverse environmental conditions, additional burndown control measures may be required at planting.

For enhanced residual control, 2-4 oz Lexone DF may be tankmixed with 2.6 oz Canopy SP.

For Season-long Grass and Broadleaf Control 2.6 oz Canopy SP will not provide season-long preemergence control of annual grasses and broadleaf weeds.

For season-long control, 2.6 oz Canopy SP may be:

- used on soils with pH's above 6.8, follow as needed, by postemergence grass and/or broadleaf herbicides such as Dupont Assure II, or Pinnacle herbicides. Do not apply any additional CE containing herbicides within the same year if pH's exceed 6.8.

- used on soils with pH less than 6.8, follow as needed, by sequential applications of Classic, Synchrony STS, Reliance STS, or Pinnacle. Refer to the Classic, Synchrony STS, Reliance STS, and Pinnacle labels for all claims, use directions, and restrictions associated with these products.

- tank mixed or followed as needed with a preemergence grass herbicide such as Lasso<sup>1</sup>, Dual<sup>1</sup>,

Dual IP, Prowl<sup>6</sup>, Command<sup>4</sup>, or Frontier<sup>4</sup>.

- used alone or in a tank mix with Roundup Ultra<sup>7</sup> as a burndown, and followed by Roundup Ultra in Roundup Ready<sup>8</sup> soybeans.

Refer to the preemergence or postemergence herbicide labels for specific information regarding use rates, pre-plant intervals, application timing, grasses controlled, precautions, restrictions, and other information.

**IMPORTANT**

Before using Canopy SP, read and follow all applicable directions, restrictions and precautions on the EPA-Registered label.

Follow rotational crop interval recommendations on the Canopy SP EPA-Registered label. Before using Canopy SP, read and carefully observe the cautionary statements and all other information appearing on the Canopy SP label. For recropping information after 2.6 ounces Canopy SP, use rotational guideline I on the Canopy SP label.

This label contains new or supplemental instructions for use of this product which do not appear on the EPA-registered package label. Follow the instructions carefully.

This labeling must be in the possession of the user at the time of pesticide application.

<sup>1</sup>Trademark of Monsanto Agricultural Products, Co.

<sup>2</sup>Trademark of ICI Americas Corp.

<sup>3</sup>Trademark of Novartis Corp.

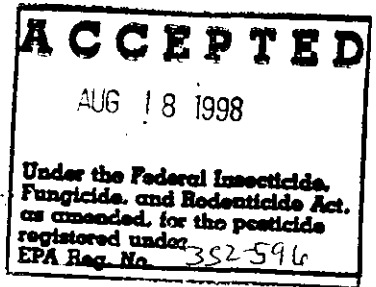
<sup>4</sup>Trademark of Sandoz Chemicals, Inc.

<sup>5</sup>Trademark of FMC Corp.

<sup>6</sup>Trademark of American Cyanamid Corp.

<sup>7</sup>Trademark of Monsanto Agricultural Products Co.

<sup>8</sup>Trademark of Monsanto Agricultural Products Co.



D-011498



**DuPont Agricultural  
Products**

"..... A Growing Partnership With Nature"



**SUPPLEMENTAL 21/31  
LABELING**

**CANOPY® SP HERBICIDE  
TANK MIX WITH COMMAND® 4E  
HERBICIDE FOR EARLY PREPLANT  
SURFACE APPLICATIONS IN NO-TILL  
AND MINIMUM-TILL SOYBEANS**

**CANOPY® SP HERBICIDE**

EPA Reg. No. 352-

**TANK MIX WITH "COMMAND" 4E HERBICIDE FOR EARLY PREPLANT SURFACE APPLICATIONS  
IN NO-TILL AND MINIMUM-TILL SOYBEANS IN THE STATES OF IL, IA, IN, AND OH**

Du Pont CANOPY SP Herbicide is recommended for use in a tank mix with "Command" 4E Herbicide for surface applied preemergence broadleaf and grass weed control in soybeans grown under conservation tillage systems (no-till and minimum-till) in the states of Illinois, Indiana, Iowa, and Ohio, but only as an early preplant treatment.

**DIRECTIONS FOR USE**

It is a violation of federal law to use this product in a manner inconsistent with its labeling.

**HOW TO USE**

A tank mix of CANOPY SP plus "Command" 4E may be surface applied, without incorporation, in the states of Illinois, Indiana, Iowa and Ohio only if the following conditions are met:

Applications are made under conservation tillage practices (including no-till and minimum-till).

AND

Applications are made as an early preplant treatment prior to the cut-off dates listed below, but no earlier than 45 days prior to planting of soybeans.

**EARLY PREPLANT APPLICATIONS**

Early preplant treatments of this tank mix must be made prior to field green-up (i.e., the time at which annual weeds are emerging at the treatment site, and trees or shrubs bordering the treatment site have broken dormancy and are showing green leaf tissue) and no later than the dates listed in the table below:

**EPP TREATMENT CUT-OFF DATE TABLE**

Geography	Date
South of I-70 (IL, IN, OH)	4/1
South of I-80 (IA)	4/1
North of I-80 (IA, IL)	4/10
North of I-70 and South of I-80/I-90 (IN, OH)	4/10
North of I-80/I-90 (IN, OH)	4/20

© 1998 E.I. DU PONT DE NEMOURS AND COMPANY, AGRICULTURAL PRODUCTS

**APPLICATION RATES**

For EPP applications of CANOPY SP plus "Command" 4E, select a rate from the table below. Select the lower to higher rates within the ranges noted based on lighter to heavier soil types. Do not apply to soils with less than 1/2% nor greater than 4% organic matter. Do not apply to soils with pH greater than 6.8.

Soil Texture	Broadcast Rate Per Acre	
	CANOPY SP	Command 4E
Coarse, Medium and Fine	6.4-7.7 oz	1.5 - 2 pt

**WEEDS CONTROLLED**

CANOPY SP plus "Command" tank mix will control those weeds and grasses listed on both the CANOPY SP and "Command" 4E labels. If weeds are present at time of application, inclusion of a burndown herbicide such as Roundup<sup>2</sup> Ultra, Gramoxone<sup>3</sup> Extra, or 2,4-D (LVE). Refer to the burndown product label for specific information on product use, weeds controlled, precautions, restrictions and limitations.

**NOTE:** When applying "Command" 4E as recommended above, strictly observe all restrictions and precautions found in the Preemergent Applications and Spray Drift Precautions portions under the General Application Precaution section of the "Command" 4E label.

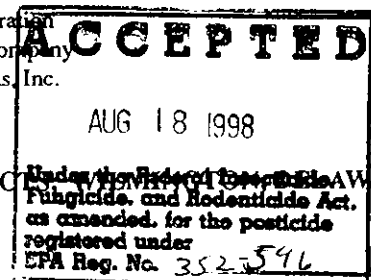
When applying CANOPY SP plus "Command" 4E tank mix, observe application instructions, rotational guidelines, precautions, restrictions and other limitations of each product's label.

**IMPORTANT: BEFORE USING "CANOPY", READ AND CAREFULLY OBSERVE THE CAUTIONARY STATEMENTS AND ALL OTHER INFORMATION APPEARING ON THE PRODUCT LABEL.**

<sup>1</sup>This bulletin contains new or supplemental instructions for use of this product which may not appear on the package label. Follow the instructions carefully.

<sup>2</sup>This labeling must be in possession of the user at the time of pesticide application.

<sup>1</sup> Trademark of FMC Corporation  
<sup>2</sup> Trademark of Monsanto Company  
<sup>3</sup> Trademark of ICI Americas, Inc.





**DuPont Agricultural  
Products**

..... A Growing Partnership With Nature™



**CANOPY® SP HERBICIDE  
FALL APPLICATIONS**

**CANOPY® SP HERBICIDE**

EPA Reg. No. 352-

**FALL APPLICATIONS TO BE USED IN NO-TILL SOYBEAN PRODUCTION IN THE STATES OF ILLINOIS, INDIANA, KANSAS, MISSOURI, OHIO AND PENNSYLVANIA**

**DIRECTIONS FOR USE**

It is a violation of federal law to use this product in a manner inconsistent with its labeling.

DuPont CANOPY SP Herbicide is recommended for fall burndown of existing vegetation and preemergence broadleaf control the following spring in no-till soybean production systems in the states of Illinois, Indiana, Kansas, Missouri, Ohio, and Pennsylvania.

For use in soybeans only and in soils with a composite pH of 6.8 or less.

Do not apply this product through an irrigation system.

Do not graze treated fields or harvest forage for hay,

**Application Timing**

CANOPY SP can be applied to no-till fields in the fall between November 1 and December 31 and when soil temperatures have dropped below 50° F in the top 1" of soil. **DO NOT APPLY TO FROZEN GROUND.** If a fall application of CANOPY SP is used, do not apply CANOPY SP again in the spring.

**Postemergence or Burndown control of existing fall weeds**

CANOPY SP applied in the fall will provide burndown and subsequent spring control of certain broadleaf weeds and annual grasses. To obtain burndown of the species listed below, always use CANOPY SP in 1% COC.

- |                       |                        |
|-----------------------|------------------------|
| Winter annual grasses | Mustard, wild          |
| Chickweed             | Pennycress             |
| Dandelion             | Thistle, Canadian      |
| Henbits               | Shepard's-purse        |
| Lettuce, prickly      | Winter annual mustards |
| Marestail (horseweed) |                        |

The broadleaf weeds listed above should not exceed 3" in height; the annual grasses should not exceed 2" in height. To burndown weeds exceeding these heights, CANOPY SP may be tank mixed, with Roundup<sup>1</sup> Ultra, Gramoxone<sup>2</sup> Extra, Bronco<sup>3</sup>, or 2,4-D LVE. Always include crop oil concentrate at V/V (1 gallon per 100 gallons of spray mix). When tank mixing with "Roundup Ultra" or "Bronco", use a nonionic surfactant at

0.25% V/V (1 quart per 100 gallons of spray mix). To select the proper burndown product, identify the weeds that need to be controlled and consult the product labels to determine which product is needed. Consult the companion burndown herbicide for use instructions, rates, precautions, restrictions and other use information.

**For Improved Grass Control**

CANOPY SP applied in the fall may not provide adequate season-long preemergence control of annual grasses. For improved season-long grass control, CANOPY SP may be:

- followed, as needed, by a spring-applied postemergence grass herbicide such as DuPont Assure<sup>®</sup> II Herbicide.
- followed, as needed, by a spring-applied preemergence grass herbicide such as Lasso<sup>1</sup>, Dual<sup>2</sup>, Dual<sup>2</sup> II, Prowl<sup>4</sup>, Command<sup>5</sup>, or Frontier<sup>6</sup>.

Refer to the preemergence or postemergence grass herbicide for specific information regarding use rates, pre-plant intervals, application timing, grasses controlled, precautions, restrictions, and other information.

**Application Equipment and Spray Volumes**

Apply uniformly by ground equipment using a properly calibrated fixed boom sprayer. Use 10-40 gallons per acre at 20-40 psi. For postemergence or burndown applications over existing vegetation, use flat fan nozzles and a minimum of 20 gallons per acre.

**Application Rates**

Select the rate of CANOPY SP from the chart below, according to soil type.

Soil Texture	Broadcast Rate (oz/A)
	1.5 - 4% Organic Matter
<b>Medium:</b>	
Loam, Silt Loam, Silt, Silty Clay Loam	6.4-7.7 oz
<b>Fine:</b>	
Silty Clay Loam, Clay Loam, Clay	6.4-9.0oz

**WEEDS CONTROLLED**

**Preemergence**

When used according to this label, fall-applied CANOPY SP will generally provide extended preemergence control of the weeds listed below. Subsequent flushes the following spring after soybean emergence may require an application of a post-emergence herbicide for season-long control.

- |                              |                     |
|------------------------------|---------------------|
| Cocklebur                    | Smartweeds, annual  |
| Lambsquarters                | Speedwell, purslane |
| Pigweeds, redroot and smooth | Velvetleaf          |
| Ragweed, common              |                     |

Fall-applied CANOPY SP will provide partial control (suppression) preemergence of the following weeds:

- |   |                         |
|---|-------------------------|
| Crabgrass                                 | Panicum, fall           |
| Foxtail, species                          | Ragweed, giant          |
| Jimsonweed                                | Sida, prickly (teaweed) |
| Morningglories, entireleaf, ivyleaf, tall |                         |
| Nutsedge, yellow                          |                         |

**IMPORTANT**

**BEFORE USING "CANOPY SP", READ AND FOLLOW ALL APPLICABLE DIRECTIONS, RESTRICTIONS AND PRECAUTIONS ON THE EPA-REGISTERED LABEL.**

This bulletin contains new or supplemental instructions for use of this product which do not appear on the EPA-registered package label. Follow the instructions carefully.

This labeling must be in the possession of the user at the time of pesticide application.

<sup>1</sup> Registered trademark of Monsanto Company

<sup>2</sup> Registered trademark of Zeneca Inc.

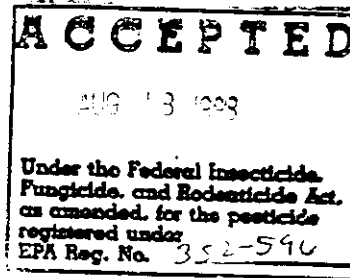
<sup>3</sup> Registered trademark of Ciba-Geigy Corp.

<sup>4</sup> Registered trademark of American Cyanamid Company

<sup>5</sup> Registered trademark of FMC Corp.

<sup>6</sup> Registered trademark of Sandoz Agro. Inc.

D-011298





DuPont Agricultural Products

"..... A Growing Partnership With Nature"



CANOPY® SP HERBICIDE

CANOPY® SP HERBICIDE

Reg. No. 352-

CANOPY SP HERBICIDE TANKMIXES WITH SCEPTER<sup>1</sup> DG OR SQUADRON<sup>2</sup> FOR BROADLEAF WEED CONTROL IN THE STATES OF INDIANA, MICHIGAN, OHIO, AND PENNSYLVANIA

DuPont Canopy SP herbicide is recommended at a reduced rate for preemergence broadleaf weed control when tankmixed with a reduced rate of either Scepter DG or Squadron in the states of Indiana, Michigan, Ohio and Pennsylvania.

APPLICATION RATES

Broadcast Rate (ounces or pints per acre)			
1/2 - 4% Organic Matter			
<u>Soil texture</u>	<u>Canopy SP (oz)</u>	<u>Scepter DG (oz)</u>	<u>Squadron (pt)</u>
Coarse	3.9	1.4	1.5
Loamy sand, sandy loam			
Medium or Fine	3.9	1.4	1.5
loam, silt loam, silt, sandy clay loam, silty clay loam, clay loam, clay			

DIRECTIONS FOR USE

It is a violation of federal law to use this product in a manner inconsistent with its labeling.

For use on soybeans only.

Do not apply this product through any type of irrigation equipment.

Do not graze treated fields or harvest forage for hay.

APPLICATION TIMING AND METHODS

Canopy SP tankmixed with either Scepter DG or Squadron may be applied at planting or at any time up to 45 days prior to planting. Do not apply after the soybean crop has emerged. These tankmixes may be preemergence surface applied or preplant incorporated. Refer to the Canopy SP label for specific instructions on incorporation and moisture requirements. These tankmixes may also be applied over existing weed vegetation as in no-till soybean production.

APPLICATION EQUIPMENT AND SPRAY VOLUMES

Apply uniformly by ground equipment using a properly calibrated fixed boom sprayer. Use 10-40 gallons per acre at 20-40 psi. In no-till situations, where these tankmixes are being applied over existing vegetation, use flat fan nozzles and a minimum of 20 gallons per acre.

WEEDS CONTROLLED - PREEMERGENCE

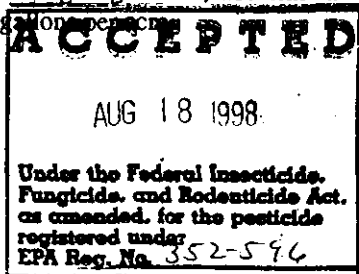
When used according to this label, these Canopy SP tankmixes will generally provide season-long preemergence control of the following weeds:

- Cocklebur\*
- Jimsonweed
- Lambsquarters
- Nightshade, Eastern Black
- Pigweed, Redroot and smooth
- Ragweed, Common and Giant\*
- Velvetleaf
- Smartweed, annual

These Canopy SP tankmixes will also provide partial preemergence control of the following weeds:

- Annual grasses
- Morningglories, entireleaf, ivyleaf\*

\* Large-seeded weeds germinating deep in the soil such as cocklebur, giant ragweed, and Morningglories or other weeds which may emerge at various times during the growing season may require a cultivation or an application of a postemergent herbicide such as DuPont Classic® herbicide for season-long control.





**POSTEMERGENCE (FOR NO-TILL BURNDOWN)**

These Canopy SP tankmixes will provide burndown control of the weeds listed below.

To obtain burndown control of these weeds:

- Always include crop oil concentrate at 1% v/v (1 gallon per 100 gallons of spray mix). When tankmixing with Roundup Ultra<sup>1</sup>, use nonionic surfactant at 0.25% v/v (1 quart per 100 gallons of spray mix).
- Make applications before broadleaf weeds exceed 3" in height and before annual grasses exceed 1" in height. To control weeds exceeding these sizes, Canopy SP + Scepter DG or Squadron may be tankmixed with Roundup Ultra, Bronco<sup>4</sup>, Granoxone Extra<sup>2</sup>, or 2,4-D (LVE).

annual grasses	pigweeds, redroot and smooch
chickweed	ragweed, common
dandelion	ragweed, giant
henbit	shepherd's purse
lambsquarters**	smartweeds, annual
lettuce, prickly	velvetleaf
marestail	wild garlic**
mustard, wild	
nightshade, E.B.**	
pennycress	

\*\* always add 1 pt 2,4-D LVE

**FOR IMPROVED GRASS CONTROL**

The Canopy sp + Scepter or Squadron tankmixes may not provide adequate preemergence control of grasses. For improved grass control:

- follow, as needed, with a postemergence grass herbicide such as DuPont Assure<sup>®</sup> II herbicide.
- tankmix with a preemergence grass control herbicide registered for use in soybeans.

When tankmixing Canopy SP + Scepter or Squadron with another tankmix partner, refer to the label of the tankmix partner for specific information regarding use, rates, preplant intervals, application timing, grasses controlled, precautions, restrictions and other information.

**IMPORTANT**

- Before using Canopy SP, read and follow all applicable directions, restrictions, and precautions on the EPA-registered label.
- This bulletin contains new or supplemental instructions for use of this product which do not appear on the EPA-registered package label. Follow instructions carefully.
- This labeling must be in the possession of the user at the time of pesticide application.

<sup>1</sup>Trademark of American Cyanamid Corp.

<sup>2</sup>Trademark of American Cyanamid Corp.

<sup>3</sup>Trademark of Monsanto Agricultural Products Co.

<sup>4</sup>Trademark of Monsanto Agricultural Products Co.

<sup>5</sup>Trademark of ICI Americas Corp.

D-011298



DuPont Agricultural  
Products

"..... A Growing Partnership With Nature"



**CANOPY® SP HERBICIDE  
PLUS COMMAND® 4EC HERBICIDE  
FOR PREPLANT INCORPORATED  
WEED CONTROL IN SOYBEANS IN  
THE MIDWEST**

## CANOPY® SP HERBICIDE

EPA Reg. No. 352-

### "CANOPY SP" HERBICIDE PLUS COMMAND 4EC HERBICIDE FOR PREPLANT INCORPORATED WEED CONTROL IN SOYBEANS IN THE MIDWEST

DuPont CANOPY SP Herbicide may be tank mixed with a reduced rate of "Command" 4EC Herbicide and applied preplant incorporated for control of weeds in soybeans in the states of Iowa, Illinois, Indiana, Missouri, Nebraska, and Ohio. This treatment will aid in the control of velvetleaf.

#### DIRECTIONS FOR USE

It is a violation of federal law to use this product in a manner inconsistent with its labeling.

Do not apply this product through any time of irrigation equipment.

For use on soybeans only.

Do not graze treated fields or harvest forage for hay.

#### HOW TO USE

Apply CANOPY SP at a rate of 6.4-7.7 oz per acre plus "Command" at a rate of 8 to 12 fluid oz per acre to any soil texture with 1/2% to 4% organic matter. Incorporate immediately after application. Follow the incorporation instructions on the "Command" label. Do not apply to soils which have a pH exceeding 6.8. For rotational crop intervals, refer to Guideline 2 in the Rotational Crop Guidelines section of the CANOPY SP label. Refer to the CANOPY SP and "Command" labels for additional information on product use instructions, precautions, restrictions, limitations, spray drift and sprayer tank cleanup.

Grass control can be achieved by tank mixing CANOPY SP plus the reduced rate of "Command" with a labeled rate of trifluralin (such as Treflan<sup>1</sup>), Sonalaz<sup>2</sup>, Prowl<sup>3</sup>, Dual<sup>4</sup>, or Lasso<sup>5</sup>. Alternatively, grass control may be achieved by using a planned application of a postemergence grass herbicide such as DuPont ASSURE® II Herbicide. Refer to the various grass herbicide product labels for use instructions, precautions, restrictions and limitations.

#### IMPORTANT

**BEFORE USING "CANOPY SP" HERBICIDE AND COMMAND 4EC HERBICIDE, READ AND FOLLOW ALL APPLICABLE DIRECTIONS, RESTRICTIONS AND PRECAUTIONS ON THE EPA-REGISTERED LABELS.**

This bulletin contains new or supplemental instructions for use of this product which may not appear on the package label. Follow the instructions carefully.

This labeling must be in possession of the user at the time of pesticide application.

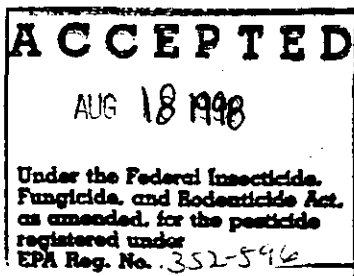
<sup>1</sup> Registered trademark of FMC Corporation

<sup>2</sup> Registered trademark of Dow Elanco

<sup>3</sup> Registered trademark of American Cyanamid Company

<sup>4</sup> Registered trademark of Ciba-Geigy Corporation

<sup>5</sup> Registered trademark of Monsanto Agricultural Products Co.



D-011398



**DuPont Agricultural  
Products**

"..... A Growing Partnership With Nature"



**SUPPLEMENTAL  
LABELING**

27(31)

**CANOPY® SP HERBICIDE  
FOR NO-TILL AND MINIMUM  
TILL SOYBEAN PRODUCTION  
IN CERTAIN MIDWEST STATES**

**CANOPY® SP HERBICIDE**

EPA Reg. No. 352-

**FOR USE IN NO-TILL AND MINIMUM TILL SOYBEAN PRODUCTION  
IN THE STATES OF IOWA, ILLINOIS, INDIANA, KANSAS, KENTUCKY, MISSOURI,  
NEBRASKA, AND OHIO**

Du Pont CANOPY SP Herbicide is recommended for burndown of existing vegetation and preemergence broadleaf weed control in no-till and minimum till soybean production systems in the midwest states of Iowa, Illinois, Indiana, Kansas, Kentucky, Missouri, Nebraska, and Ohio.

**DIRECTIONS FOR USE**

It is a violation of federal law to use this product in a manner inconsistent with its labeling.

Do not apply this product through any type of irrigation equipment.

For use on soybeans only.

Do not graze treated fields or harvest forage for hay.

**HOW TO USE**

**APPLICATION TIMING**

CANOPY SP may be applied at planting or at any time up to 45 days prior to planting. Do not apply after the soybean crop has emerged.

**APPLICATION EQUIPMENT AND SPRAY VOLUMES**

Apply uniformly by ground equipment using a properly calibrated fixed boom sprayer. Use 10-40 gallons per acre at 20-40 psi. In no-till situations where CANOPY SP is being applied over existing vegetation use flat fan nozzles and a minimum of 20 gallons per acre.

**APPLICATION RATES**

Select the rate of CANOPY SP from the chart below, according to soil type:

Soil Texture	Broadcast Rate (oz/A)
	(1/2 - 4% Organic Matter)
<b>Coarse:</b> Loamy sand, Sandy loam	6.4
<b>Medium:</b> Loam, Silt Loam, Silt, Sandy clay loam	7.7
<b>Fine:</b> Silty clay loam, Clay loam, Clay	7.7-9.0

Do not apply to soils with less than 1/2% or more than 4% organic matter.

**WEEDS CONTROLLED**

**PREEMERGENCE**

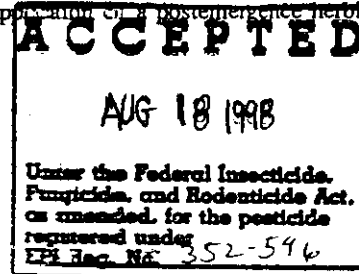
When used according to this label CANOPY SP will generally provide season-long preemergence control of the following weeds:

- |                |                        |
|----------------|------------------------|
| Cocklebur*     | Prickly sida (teaweed) |
| Jimsonweed     | Purslane, common       |
| Lambsquarters  | Ragweed, common        |
| Mustard, wild  | Smartweeds, annual     |
| Pigweeds:      | Spotted spurge         |
| Palmer         | Sunflower              |
| Redroot        | Velvetleaf             |
| Smooth         |                        |
| Spiny amaranth |                        |
| Tall waterhemp |                        |

CANOPY SP will also provide partial control (suppression) preemergence of the following weeds:

- |                        |                  |
|------------------------|------------------|
| Barnyardgrass          | Morningglories*: |
| Burcucumber            | Entireleaf*      |
| Crabgrass              | Ivyleaf*         |
| Foxtail species        | Pitted*          |
| Johnsongrass, seedling | Tall*            |
|                        | Panicum, fall    |
|                        | Ragweed, giant   |
|                        | Yellow nutsedge  |

\*Large-seeded weeds germinating deep in the soil such as morning-glory, cocklebur and giant ragweed or weeds with subsequent flushes may require an application of a postemergence herbicide for season-long control.



**Postemergence:**

CANOPY SP will provide burndown control of certain small broadleaf weeds and annual grasses. To obtain burndown control of the species

Annual grasses	Mustard, wild
Chickweed	Pennycress
Dandelion	Pigweeds
Garlic, wild	Ragweed, common
Henbit	Ragweed, giant
Lambsquarters*	Shepherd's-purse
Lettuce, prickly	Smartweeds, annual
Marestail	

listed below:

\*Except triazine resistant weeds.

- o The broadleaf weeds listed above should not exceed 3" in height, the annual grasses should not exceed 2" in height.
- o To control weeds exceeding these sizes, CANOPY SP may be tank mixed with Roundup Ultra<sup>1</sup>, Bronco<sup>1</sup>, Gramoxone<sup>2</sup> Extra, or 2,4-D (LVE) (see "TANK MIXES")
- o Always include crop oil concentrate at 1% v/v (1 gallon per 100 gallons of spray mix.) When tank mixing with "Roundup Ultra" use nonionic surfactant at 0.25% v/v (1 quart per 100 gallons of spray mix).
- o Use flat fan nozzles and a minimum of 20 gallons of water per acre.

**TANK MIXES WITH CANOPY SP**

**Grass Control:**

CANOPY SP will not provide adequate preemergence control of grasses. For grass control CANOPY SP may be:

- o Followed, as needed, by a postemergence grass herbicide such as Du Pont Assure<sup>®</sup> II. Herbicide.
- o Tank mixed with Lasso<sup>1</sup> (or other products containing the active ingredient alachlor and registered for use on soybeans), "Bronco", Dual<sup>3</sup>, Prowl<sup>4</sup> or Command<sup>5</sup>.

Refer to the label of the tank mix partner or the post grass herbicide for specific information regarding use, rates, pre-plant intervals, application timing, grasses controlled, precautions, restrictions and other information.

**Burndown:**

"Canopy SP", when mixed with crop oil concentrate, will control (burndown) many small weeds. However, to burndown those weeds listed on this label which exceed 2-3" or to burndown other species not listed, CANOPY SP may be tank mixed with one of the following products:

- "Roundup Ultra"
- "Bronco"
- "Gramoxone" Extra
- 2,4-D LVE\*

To select the proper burndown product, identify the weeds which need to be controlled and consult the product labels to determine which product is needed. Consult the companion burndown herbicide label for use instructions, rates, precautions, restrictions and other use information.

\*2,4-D LVE is the isooctyl (2-ethylhexyl) ester of 2,4-Dichlorophenoxyacetic acid. This product is sold under a variety of trade names. It has a minimum preplant interval of 7 to 30 days and is based on the rate used. Consult the label of the product used for specific information on this interval.

**IMPORTANT**

**BEFORE USING "CANOPY SP", READ AND CAREFULLY OBSERVE THE CAUTIONARY STATEMENTS AND ALL OTHER INFORMATION APPEARING ON THE PRODUCT LABEL.**

This bulletin contains new or supplemental instructions for use of this product which may not appear on the package label. Follow the instructions carefully.

This labeling must be in possession of the user at the time of pesticide application.

<sup>1</sup> Trademark of Monsanto Company

<sup>2</sup> Trademark of ICI Americas, Inc

<sup>3</sup> Trademark of Ciba-Geigy Corporation

<sup>4</sup> Trademark of American Cyanamid Company

<sup>5</sup> Trademark of FMC Corporation

D-011298



**DuPont Agricultural  
 Products**

"..... A Growing Partnership With Nature"



**CANOPY<sup>®</sup> SP HERBICIDE**  
**REDUCED RATES FOR BURNDOWN  
 AND LIMITED RESIDUAL CONTROL  
 ON VARIABLE pH SOILS**

**CANOPY<sup>®</sup> SP HERBICIDE**

Reg. No.352-

**CANOPY<sup>®</sup> SP APPLIED REDUCED RATES FOR BURNDOWN AND LIMITED  
 RESIDUAL CONTROL ON VARIABLE pH SOILS IN THE STATE OF MI**

Canopy SP at 2.6 ounces per acre can be used in soybean production for burndown and limited residual weed control in the State of Michigan on soils with pH of 7.6 or less.

**DIRECTIONS FOR USE**

It is a violation of federal law to use this product in a manner inconsistent with its labelling.

- Before using Canopy SP, read and carefully observe the cautionary statements and all other information appearing on the Canopy SP Specimen Label.
- Do not apply this product through an irrigation system.
- For use on soybeans only.
- Do not graze treated fields or harvest forage for hay.

**APPLICATION RATES AND ADJUVANTS**

Canopy SP applied at 2.6 ounces per acre is recommended for burndown of existing summer and winter annuals and limited preemergence control of certain broadleaf weeds (see Weeds Controlled list below). For burndown, always include a Crop Oil Concentrate at 1% v/v (1 gallon per 100 gallons of finished spray).

**APPLICATION TIMING**

Canopy SP at 2.6 ounces can be applied up to 45 days before planting soybeans, at-planting, or immediately after planting but prior to soybean emergence.

**APPLICATION EQUIPMENT SPRAY VOLUMES**

Apply uniformly by ground equipment using a properly calibrated fixed boom sprayer. Use 10-40 gallons per acre at 20-40 psi. For burndown applications of existing vegetation, use flat fan nozzles and a minimum of 20 gallons per acre.

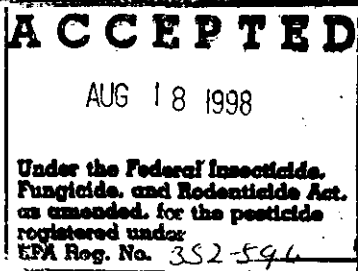
**WEEDS CONTROLLED - BURNDOWN**

Burndown control of existing winter and summer annuals with 2.6 oz Canopy SP applied prior to planting will provide burndown control of certain 1-3" annual broadleaf weeds and winter annuals. To obtain burndown of the species listed below, use Canopy SP plus 1% COC. For enhanced burndown control, 1 pint of 2,4-D LVE (0.5 lbs a.e./A) may be tank mixed with Canopy SP and applied from 45 days up to 7 days prior to planting.

Annual grasses	Marestail	Shepherd's purse
Chickweed*	Mustard, wild	Smartweeds, annual
Dandelion	Pennycress	Sunflower
Henbits	Pigweeds	Velvetleaf
Lambsquarters*	Ragweed, Giant	Wild Garlic*
Lettuce, Prickly	Ragweed, Common	

\* always add 1 pt 2,4-D LVE

The annual grasses should not exceed 1" in height. For burndown of annual grasses taller than 1", add 2.5 - 5.0 oz Assure II. The broadleaf weeds should not exceed 3" in height. To burndown weeds exceeding 3", 2.6 oz Canopy SP may be tankmixed with Roundup Ultra<sup>1</sup>, Gramoxone Extra<sup>2</sup>, Bronco<sup>1</sup>, or 2,4-D LVE. With Canopy SP plus Gramoxone Extra or 2,4-D LVE tankmixes, always include crop oil concentrate at 1% V/V (1 gallon per 100 gallons of spray mix). When tank mixing with Roundup Ultra or Bronco, refer to these product labels for specific adjuvant recommendations, however to optimize burndown from the Canopy SP, add 0.25% NIS when tankmixing Canopy SP with Roundup Ultra or Bronco. To select the proper burndown product, identify the weeds that need to be controlled and consult the product labels to determine which product is needed. Consult the companion burndown herbicide for use instructions, rates, precautions, restrictions and other use information.



**PREEMERGENCE**

When used according to this label, 2.6 oz of Canopy SP will provide limited preemergence control of the weeds below to contribute to a clean seed bed at planting. For season-long control, a planned PRE or POST sequential program is required.

- Pigweeds, Redroot and smooth
- Ragweed, Common
- Smartweeds, annual

2.6 oz Canopy SP will provide partial preemergence control \* (suppression) of the following weeds:

- |  |                  |
|--|------------------|
| Cocklebur                                      | Ragweed, Giant   |
| Jimsonweed                                     | Foxtail, species |
| Lambsquarters                                  | Fall Panicum     |
| Morningglories,<br>annual,<br>ivyleaf,<br>tall |                  |
| Nutsedge, yellow                               | Velvetleaf       |

\*Due to heavy weed pressure, delayed planting, or adverse environmental conditions, additional burndown control measures may be required at planting.

For enhanced residual control, 2-4 oz Lexone DF or 8-16 oz of Lorox DF may be tankmixed with 2.6 oz Canopy SP.

Canopy SP at 2.6 oz rate will not provide season-long preemergence control of annual grasses and broadleaf weeds.

For season-long control, 2.6 oz Canopy SP may be:

- used on soils with pH's between 6.8 and 7.6, and follow as needed, by postemergence grass and/or broadleaf herbicides such as Dupont Assure II, or Pinnacle herbicides. Do not apply Classic, Synchrony STS, or Reliance STS within the same year if pH's exceed 6.8.

- used on soils with pH less than 6.8, follow as needed, by sequential applications of Classic, Synchrony STS, Reliance STS, or Pinnacle. Refer to the Classic, Synchrony STS, Reliance STS and Pinnacle labels for all claims, use directions, and restrictions associated with these products.

- tank mixed or followed as needed with a preemergence grass herbicide such as Lasso<sup>1</sup>, Dual<sup>2</sup>,

Dual IP<sup>3</sup>, Prowl<sup>4</sup>, Command<sup>5</sup>, or Frontier<sup>6</sup>.

- used alone or in a tank mix with Roundup Ultra<sup>7</sup> as a burn-down, and followed by Roundup Ultra in Roundup Ready<sup>8</sup> soybeans.

Refer to the preemergence or postemergence herbicide labels for specific information regarding use rates, pre-plant intervals, application timing, grasses controlled, precautions, restrictions, and other information.

**IMPORTANT**

Before using Canopy SP, read and follow all applicable directions, restrictions and precautions on the EPA-Registered label.

Follow rotational crop interval recommendations on the Canopy SP EPA-Registered label. Before using Canopy SP, read and carefully observe the cautionary statements and all other information appearing on the Canopy SP label. For recropping information after 2.6 oz. Canopy SP, use rotational guideline on the Canopy SP label.

This label contains new or supplemental instructions for use of this product which do not appear on the EPA-registered package label. Follow the instructions carefully.

This labeling must be in the possession of the user at the time of pesticide application.

<sup>1</sup>Trademark of Monsanto Agricultural Products, Co.

<sup>2</sup>Trademark of ICI Americas Corp.

<sup>3</sup>Trademark of Novartis Corp.

<sup>4</sup>Trademark of Sandoz Chemicals, Inc.

<sup>5</sup>Trademark of FMC Corp.

<sup>6</sup>Trademark of American Cyanamid Corp.

<sup>7</sup>Trademark of Monsanto Agricultural Products Co.

<sup>8</sup>Trademark of Monsanto Agricultural Products Co.

D-011298



DuPont Agricultural


Products

ACCEPTED

..... A Growing Partnership With Nature™

AUG 18 1998

Under the Federal Insecticide, Fungicide, and Rodenticide Act, as amended, for the pesticide registered under EPA Reg. No. 352596



SUPPLEMENTAL LABEL

CANOPY® SP HERBICIDE FOR BURNDOWN AND/OR RESIDUAL WEED CONTROL IN STALE SEEDBED SOYBEAN PRODUCTION IN THE STATES OF AR, LA, MO (BOOTHEEL), MS & TN

CANOPY® SP HERBICIDE

EPA Reg. No. 352-

FOR BURNDOWN AND/OR RESIDUAL WEED CONTROL IN STALE SEEDBED SOYBEAN PRODUCTION IN THE STATES OF ARKANSAS, LOUISIANA, MISSISSIPPI, MISSOURI (BOOTHEEL) AND TENNESSEE

Stale seedbed soybean production consists of a system in which seedbed preparation occurs at some time following harvest, but prior to planting. In this type of production it is possible for weed populations to develop during the time between field preparation and planting which could interfere with soybean planting or pose significant competition to the emerging soybean plants. When applied as directed, DuPont CANOPY SP Herbicide can provide burndown control of many of these existing weeds, as well as residual broadleaf weed control, if desired.

DIRECTIONS FOR USE

It is a violation of federal law to use this product in a manner inconsistent with its labeling.

Do not apply this product through any type of irrigation equipment.

For use on soybeans only.

Do not graze treated fields or harvest forage for hay.

HOW TO USE

When applied at a rate of 3.9 to 5.2 ounces per acre, CANOPY SP will provide postemergence burndown control of the weeds listed in the table below. Select the higher rate for larger weeds. For burndown of existing weeds plus residual weed control, apply CANOPY SP at a rate of 5.2 - 15.4 ounces per acre. Refer to the CANOPY SP label and select the rate, based on soil type, from either Rate Table 1 or Rate Table 3. In any case, do not exceed the label rate listed for the soil type. Use a minimum of 10 gallons of spray solution per acre by ground, 2 gallons per acre by air. Thorough coverage of the weeds is essential for best results.

WEEDS CONTROLLED

- Cocklebur
Hemp Sesbania
Morningglory, Entireleaf
Morningglory, Ivyleaf
Morningglory, Pitted
Pennsylvania Smartweed
Prickly Sida (Teaweed)

WEED SIZE

- Cotyledon to 8-leaf
Cotyledon to 8-leaf
Cotyledon to 8-leaf
Cotyledon to 8-leaf
Cotyledon to 8-leaf
Cotyledon to 6-leaf
Cotyledon to 2-leaf

For burndown of existing weeds, applications must include one of the following adjuvants:

Nonionic surfactant at a rate of 0.25% v/v (1 quart per 100 gallons of spray solution). Use a quality surfactant of at least 80% active ingredient.

- OR -

Crop oil concentrate at a rate of 1.0% v/v (1 gallon per 100 gallons of spray solution). Use a quality crop oil concentrate which contains at least 15% emulsifiers/surfactant.

For burndown of weeds and grasses not listed above, or for burndown of weeds which exceed the maximum size listed in the table above, it is recommended that CANOPY SP be tank mixed with either "Gramoxone" Extra (paraquat), "Starfire" or "Roundup Ultra". Consult the product labels for specific use instructions, rates, restrictions, limitations, and precautions.

Applications made to weeds under stress or larger than the size listed on this or the companion herbicide labels may result in unsatisfactory control. Lack of thorough spray coverage, particularly when treating dense stands of weeds and grasses, may result in unsatisfactory control. For optimum control of grasses, use of a labeled preplant incorporated or preemergence grass herbicide is recommended.

For burndown of existing weeds only, CANOPY SP may be applied at any time prior to planting. When burndown plus residual weed control is desired, CANOPY SP may be applied at-planting or up to 30 days prior to planting. DO NOT SPRAY EMERGED SOYBEANS AS SEVERE INJURY WILL OCCUR.

Do not apply to soils with a pH exceeding 7.0. Refer to the section, "Rotational Crop Guidelines", "Guideline 1: General Use" or "Guideline 2: Reduced Rate Followed By DuPont CLASSIC® Herbicide" on the CANOPY SP label for proper rotational crop intervals.

NOTE: Because most crops are highly sensitive to CANOPY SP all direct or indirect contact (such as drift) to crops or to land scheduled to be planted to crops other than soybeans should be avoided.

Refer to the CANOPY SP label for additional use information, restrictions, limitations, precautions, and rotational crop intervals.

IMPORTANT

BEFORE USING "CANOPY SP" HERBICIDE, READ AND FOLLOW ALL APPLICABLE DIRECTIONS, RESTRICTIONS AND PRECAUTIONS ON THE EPA-REGISTERED LABEL.

This bulletin contains new or supplemental instructions for use of this product which do not appear on the EPA-registered package label. Follow the instructions carefully.

This labeling must be in the possession of the user at the time of pesticide application.

1Registered trademark of ICI Group Companies

2Registered trademark of Monsanto Company