

US ENVIRONMENTAL PROTECTION AGENCY
OFFICE OF PESTICIDES PROGRAMS
REGISTRATION DIVISION (TS-757)
WASHINGTON, DC 20460

EPA REGISTRATION NO.

352-593

DATE OF ISSUANCE

NOV 19 1997

TERM OF ISSUANCE

Conditional

NAME OF PESTICIDE PRODUCT

Accent® Gold™ Herbicide

NOTICE OF PESTICIDE: REGISTRATION
 REREGISTRATION
(Under the Federal Insecticide, Fungicide,
and Rodenticide Act, as amended)

PM 23
352-593
11/19/97
pg. 10/12

NAME AND ADDRESS OF REGISTRANT (Include ZIP code)

E. I. du Pont de Nemours & Company
DuPont Agricultural Products
Walker's Mill, Barley Mill Plaza
P.O. Box 80038
Wilmington, DE 19880-0038

NOTE: Changes in labeling formula differing in substance from that accepted in connection with this registration must be submitted to and accepted by the Registration Division prior to use of the label in commerce. In any correspondence on this product always refer to the above U.S. EPA registration number.

On the basis of information furnished by the registrant, the above named pesticide is hereby Registered/Reregistered under the Federal Insecticide, Fungicide, and Rodenticide Act.

A copy of the labeling accepted in connection with this Registration/Reregistration is returned herewith.

Registration is in no way to be construed as an indorsement or approval of this product by this Agency. In order to protect health and the environment, the Administrator, on his motion, may at any time suspend or cancel the registration of a pesticide in accordance with the Act. The acceptance of any name in connection with the registration of a product under this Act is not to be construed as giving the registrant a right to exclusive use of the name or to its use if it has been covered by others.

This product is registered in accordance with FIFRA Section 5(c)(5) provided that you:

1. Submit and/or cite all data required for reregistration of this product under FIFRA sec. 4 (g)(2)(C) when this Agency requires all registrants of similar products to submit such data.
2. Add to the "Spray Adjuvants" section the bullet statement under "Ammonium Nitrogen Fertilizer" that reads: "Do not use Ammonium Sulfate or any fertilizer containing Ammonium Sulfate as a spray adjuvant".
3. Submit one (1) copy of the final printed labeling before you release the product for shipment.

If these conditions are not complied with, the registration will be subject to cancellation in accordance with FIFRA section 6(e). Your release for shipment of the product constitutes acceptance of these conditions. A stamped copy of the label is enclosed for your records.

Enclosure

Joanne I. Miller
Product Manager (23)
Herbicide Branch
Registration Division (7505C)

ATTACHMENT IS APPLICABLE

SIGNATURE OF APPROVING OFFICIAL

Joanne I. Miller

DATE

NOV 19 1997




Accent[®] Gold[™]

herbicide

ACCEPTED
with COMMENTS
In EPA Letter Dated

NOV 19 1997

Under the Federal Insecticide,
Fungicide, and Rodenticide Act
as amended, for the pesticide
registered under EPA Reg. No.
352-593



®

“..... A Growing Partnership With Nature”



4/12



Accent® Gold™

herbicide

For use in Field Corn

Active Ingredients	Percent By Weight
Clopyralid 3,6-dichloro-2-pyridinecarboxylic acid	51.7%
Flumetsulam N-(2,6-difluorophenyl)-5-methyl-1,2,4-triazolo-[1,5a]-pyrimidine-2-sulfonamide	19.1%
Nicosulfuron 2-(((4,6-Dimethoxypyrimidin-2-yl)aminocarbonyl)aminosulfonyl)-N,N-dimethyl-3-pyridinecarboxamide	6.5%
Rimsulfuron N((4,6-dimethoxypyrimidin-2-yl)aminocarbonyl)-3-(ethylsulfonyl)-2-pyridinesulfonamide	6.5%
Inert Ingredients	16.2%
TOTAL	100.0%

EPA Reg. No. 352-593

KEEP OUT OF REACH OF CHILDREN DANGER - PELIGRO

Si usted no entiende la etiqueta, busque a alguien para que se la explique a usted en detalle. (If you do not understand this label, find someone to explain it to you in detail.)

STATEMENT OF PRACTICAL TREATMENT

If in eyes, hold eyelids open and flush with a steady, gentle stream of water for 15 minutes. Get medical attention.

If swallowed, do not induce vomiting. Call a physician or Poison Control Center. If available, administer activated charcoal (6-8 heaping teaspoonfuls) with a large quantity of water. Do not induce vomiting or give anything by mouth to an unconscious person. Immediately transport to a medical care facility and see a physician.

If inhaled, remove individual to fresh air. Get medical attention if breathing difficulty occurs. If not breathing, give artificial respiration, preferably cardiopulmonary resuscitation assistance and get medical attention immediately.

If on skin, immediately wash with plenty of soap and water. Get medical attention if irritation develops.

For medical emergencies involving this product, call 1-800-441-3637.

(continued in next column)

PRECAUTIONARY STATEMENTS

HAZARD TO HUMANS AND DOMESTIC ANIMALS

DANGER! Causes irreversible eye damage. Do not get in eyes or on clothing. Harmful if swallowed, inhaled or absorbed through skin. May cause skin sensitization reactions in certain individuals. Avoid breathing dust or spray mist. Avoid contact with eyes, skin or clothing.

PERSONAL PROTECTIVE EQUIPMENT

Applicators and other handlers must wear:

- Long-sleeved shirt and long pants.
- Waterproof gloves.
- Shoes plus socks.
- Protective eyewear.

Discard clothing and other absorbent materials that have been drenched or heavily contaminated with this product's concentrate. Do not reuse them.

Follow manufacturer's instructions for cleaning and maintaining PPE. If no such instructions for washables, use detergent and hot water. Keep and wash PPE separately from other laundry.

USER SAFETY RECOMMENDATIONS

- Users should: Wash hands before eating, drinking, chewing gum, using tobacco or using the toilet.
- Remove clothing immediately if pesticide gets inside. Then wash thoroughly and put on clean clothing.
- Remove PPE immediately after handling this product. Wash outside of gloves before removing. As soon as possible, wash thoroughly and change into clean clothing.

ENVIRONMENTAL HAZARDS

Do not apply directly to water, or to areas where surface water is present, or to intertidal areas below the mean high water mark. Do not apply when weather conditions favor drift from treated areas. Do not contaminate water by cleaning of equipment or disposal of wastes.

The active ingredients in this product flumetsulam and clopyralid are known to leach through soil into ground water under certain conditions as a result of agricultural use. Use of this product where soils are permeable, particularly where the water table is shallow, may result in leaching to ground water. Caution should be exercised when handling this product at mixing and loading sites to prevent contamination of groundwater supplies. Use of closed systems for mixing or transferring this pesticide will reduce the probability of spills. Placement of the mixing/loading equipment on an impervious pad to contain spills will help prevent groundwater contamination.

DIRECTIONS FOR USE

It is a violation of Federal law to use this product in a manner inconsistent with its labeling. This labeling must be in possession of the user at the time of pesticide application. Do not apply this product in a way that contacts workers or other persons, either directly or through drift. Only protected handlers may be in the area during application. For any requirements specific to your State or Tribe, consult the agency responsible for pesticide regulation.

AGRICULTURAL USE REQUIREMENTS

Use this product only in accordance with its labeling and with the Worker Protection Standard, 40 CFR part 170. This standard contains requirements for the protection of agricultural workers on farms, forests, nurseries, and greenhouses, and handlers of agricultural pesticides. It contains requirements for training, decontamination, notification, and emergency assistance. It also contains specific instructions and exceptions pertaining to the statements on this label about personal protective equipment (PPE) and restricted-entry interval. The requirements in this box only apply to uses of this product that are covered by the Worker Protection Standard.

Do not enter or allow worker entry into treated areas during the restricted-entry interval (REI) of 48 hours.

PPE required for early entry to treated areas that is permitted under the Worker Protection Standard and that involves contact with anything that has been treated, such as plants, soil, or water, is:

- Coveralls.
- Waterproof gloves.
- Shoes plus socks.
- Protective eyewear.

ACCENT GOLD should be used only in accordance with recommendations on this label or in supplemental DuPont publications. DuPont will not be responsible for losses or damage resulting from use of this product in any manner not specifically recommended by DuPont.

GENERAL INFORMATION

DuPont ACCENT GOLD Herbicide is a combination of two water-dispersible granules, one containing 75% and the other 85.6% active ingredient by weight.

ACCENT GOLD is a selective herbicide for control of certain grasses and broadleaf weeds when applied postemergence to field corn. Make only one ACCENT GOLD application per season.

WHEN TO APPLY

TIMING TO CROP STAGE

ACCENT GOLD can be applied to corn up to 12 inches tall. Do not apply to corn taller than 12 inches or exhibiting 6 leaf collars, whichever is the more restrictive.

Apply ACCENT GOLD to field corn hybrids with a Relative Maturity (RM) rating of 88 days or more. Not all Hi-Lysine, or white corn, nor field corn hybrids of less than 88 day RM have been tested, nor does DuPont have access to all seed company data. Consequently, injury arising from the use of ACCENT GOLD on these types of corn is the responsibility of the user. Consult with your seed supplier before applying ACCENT GOLD to any of these corn types.

Do not apply to field corn grown for seed, to popcorn or to sweet corn.

TIMING TO WEEDS

Apply ACCENT GOLD when grass and broadleaf weeds are young and actively growing, but before they exceed the sizes listed on this label.

- Applications to weeds at growth stages greater than those listed below may result in incomplete control.
- Adequate soil moisture is required for residual activity. Rainfall or sprinkler irrigation within 5 days after application will enhance ACCENT GOLD residual activity. If an activating rainfall or sprinkler irrigation (>0.5 inch or to wet the soil to 2") is not received within 5 days after application, follow with a shallow cultivation or with a sequential application of DuPont Accent® Herbicide, if needed. See Cultivation or Sequential Accent Applications.

RATE

- Apply ACCENT GOLD at 2.9 oz per acre for control of grasses and weeds listed below.
- When packaged in water-soluble packets, apply ACCENT GOLD at a rate of one water soluble packet per 4 acres for control of the grass and broadleaf weeds listed below. One packet contains 11.6 oz product. Each barrier bag contains 5 water-soluble packets which will treat 20 acres.

Acres Treated	ACCENT GOLD Packets Required
4	1
8	2 , , , , ,
16	4 , , , , ,
24	6 , , , , ,
32	8 , , , , ,
40	10 , , , , ,

- Do not use less than 2.9 ounces of ACCENT GOLD per acre.

ACCENT GOLD may be applied to fields previously treated with 0.7 ounces per acre or less of Python® WDG Herbicide. ACCENT GOLD should not be applied to fields previously treated with Broadstrike® Dual in the same cropping season. Do not use ACCENT GOLD and Hornet® on field corn in the same cropping season. Do not use ACCENT GOLD and Scorpion® III on field corn in the same cropping season. If ACCENT GOLD is used on field corn, do not use more than 4 fluid ounces of Stinger® in the same cropping season.

WEEDS CONTROLLED

<i>Grasses</i>	<i>Maximum Weed Height at Application</i>
Foxtails	
Bristly	3"
Giant	3"
Green	3"
Yellow	3"
Barnyardgrass	3"
Crabgrass, Large	1"
Panicum, Fall	3"
Shattercane*	6"
Johnsongrass, seedling*	8"
Quackgrass*	8"
Wild oats	2"
Volunteer cereals	2"
Millet, Wild Proso *	2"
Cupgrass, woolly *	1"
Sandbur, Field	2"
* Controls emerged plants only. Subsequent flushes may require sequential application of ACCENT Herbicide.	
<i>Broadleaves</i>	
Velvetleaf	6"
Cocklebur, common	6"
Pigweeds (including triazine resistant)	4"
Ragweeds	
Common	6"
Giant	6"
Smartweed, PA	6"
Jimsonweed	6"
Sunflower	6"
<i>Partial Control</i>	
Lambsquarters	2"
Nightshade, Eastern black	2"
Waterhemp	2"
Yellow nutsedge**	2"
Canada thistle**	4"
Common milkweed**	4"
Hemp dogbane	4"

** Above-ground portions only.

SPRAY ADJUVANTS

Applications of ACCENT GOLD must include crop oil concentrate. In addition, an ammonium nitrogen fertilizer is recommended. More information on adjuvant selection may be found in the bulletin "Approved Adjuvants for Use With DuPont Row Crop and Cereal Herbicides."

Crop Oil Concentrate (COC)

- Apply at rate (concentration) of 1% v/v (1 gal per 100 gal spray solution).
- Under arid conditions such as those found in the High Plains, apply at rate (concentration) of 2% v/v (2 gal/100 gal spray solution).
- The crop oil concentrate must be high quality, petroleum or vegetable seed oil-based product (methylated seed oil is considered a vegetable seed-based oil). Petroleum based oils must contain at least 14% emulsifiers/surfactants.

Ammonium Nitrogen Fertilizer

An ammonium nitrogen fertilizer is recommended in addition to the crop oil concentrate.

- Always use a high-quality liquid ammonium nitrogen fertilizer such as 28-0-0 at a rate of 2-4 qt/acre or 10-34-0 or 11-37-0 at 1-2 qt/acre. Use the higher rate under arid or droughty conditions.
- Do not use liquid nitrogen fertilizers without a crop oil concentrate.
- Liquid nitrogen fertilizers should not be used as the total carrier solution.

MIXING INSTRUCTIONS

For all application systems, use 50-mesh or larger strainer screens.

1. Fill the tank 1/4 to 1/3 full of water.
2. While agitating, add the required amount of ACCENT GOLD.
3. Continue agitation until the ACCENT GOLD is fully dispersed, at least 5 minutes.
4. Once the ACCENT GOLD is fully dispersed, maintain agitation and continue filling tank with water. ACCENT GOLD should be thoroughly mixed with water before adding any other material.
5. As the tank is filling, add the desired tank mix partners and then add the required spray adjuvants (crop oil concentrate or nitrogen fertilizer).
6. If the mixture is not continuously agitated, settling will occur. If settling occurs, thoroughly re-agitate before using.
7. Apply ACCENT GOLD spray mixture within 4 hours of mixing to avoid product degradation. If spray mixture will not be applied within 4 hours and 28-0-0 was used as the liquid nitrogen source, either add 1 qt/acre of 10-34-0 or 11-37-0, or a commercial tank buffer that will raise the tank pH to 7.0. If 10-34-0 or 11-37-0 was used as the liquid nitrogen source, do not add additional fertilizer or buffer solution to the spray tank.
8. If ACCENT GOLD is applied in multiple loads, consider pre-slurrying the ACCENT GOLD in clean water prior to adding to the next load. This prevents the crop oil concentrate from interfering with dissolution of ACCENT GOLD.

Proper Handling Instructions

This product may not be mixed or loaded within 50 feet of any wells (including abandoned wells and drainage wells), sink holes, perennial or intermittent streams and rivers, and natural or impounded lakes and reservoirs. This setback does not apply to properly capped or plugged abandoned wells and does not apply to impervious pad or properly diked mixing/loading areas.

Operations that involve mixing, loading, rinsing, or washing of this product into or from pesticide handling or application equipment or containers within 50 feet of any well are prohibited unless conducted on an impervious pad constructed to withstand the weight of the heaviest load that may be positioned on or moved across the pad. Such a pad shall be designed and maintained to contain any product spills or equipment leaks, container or equipment rinse or washwater, and rainwater that may fall on the pad. Surface water shall not be allowed to either flow over or from the pad, which means the pad must be either contained. The pad shall be sloped to facilitate material removal. An unroofed pad shall be of sufficient capacity to contain at a minimum 110% of the capacity of the largest pesticide container or application equipment on the pad. A pad that is covered by a roof of sufficient size to completely exclude precipitation from contact with the pad shall have a minimum containment capacity of 100% of the capacity of the largest pesticide container or application equipment on the pad. Containment capacities as described above shall be maintained at all times. The above specific minimum containment capacities do not apply to vehicles when delivering pesticide shipments to the mixing/loading site. States may have in effect additional requirements regarding wellhead setbacks and operational containment.

Do not apply this product through any type of irrigation system.

Do not use flood irrigation to apply or incorporate this product.

Product must be used in a manner which will prevent back siphoning in wells, spills or improper disposal of excess pesticide, spray mixture or rinsates.

Additional Use and Handling Information for ACCENT GOLD

Five Soluble Packets are contained in a waterproof, resealable bag. The individual Soluble Packets will dissolve completely in water. Open the outer resealable bag and remove the required number of Soluble Packets and follow the mixing instructions above.

- To apply the correct rate per acre, use one 11.6 oz Soluble Packet for every 4 treated acres.

Precautions

- The outer resealable bag is NOT soluble in water. DO NOT place it in the spray tank.
- Exposure to moisture or excessive handling of the Soluble Packets will cause them to break.
- Do not touch the packets with wet hands or place them on wet surfaces.
- Protect unused Soluble Packets by resealing them in the resealable bag.

TANK MIX APPLICATIONS

For Additional Control of Broadleaf Weeds

ACCENT GOLD may be tank mixed with the herbicides listed below for control of broadleaf weeds not listed in the RATE section. See the tank mix partner label for weeds controlled, weed sizes and application conditions.

Crop oil concentrate must be used in all tank mixes. See SPRAY ADJUVANTS for adjuvant rate recommendations.

	<u>Rate/A</u>	<u>Adjuvant</u>
Atrazine	1/4 - 1 lb	COC
Clarity ²	1/8 - 1/4 pt	COC
Banvel ²	1/8 - 1/4 pt	COC
Marksman ²	1/2 - 1 pt	COC

Additional Information

- A corn plant's predisposition to develop fused tissue emerging from the whorl (rattail) after the V-11 stage may increase when a product containing dicamba (Banvel², Clarity², Marksman²) is applied to small corn under early stressful conditions. Be aware of this when applying tank mixes with dicamba to small corn (V-3 stage or smaller) under stressful conditions. See ENVIRONMENTAL CONDITIONS for a description of these stressful conditions.

ACCENT GOLD should not be tank mixed with DuPont Bladex[®] Herbicide, Basagran² and Laddok² or severe crop injury may occur.

ACCENT GOLD should not be tank mixed with 2,4-D containing products as severe grass control antagonism may occur.

ACCENT GOLD should not be tank mixed with foliar-applied organophosphate insecticides such as Lorsban¹, malathion, parathion, etc., as severe crop injury may occur.

To avoid crop injury or antagonism, apply these products at least seven days before or 3 days after the application of ACCENT GOLD.

ACCENT GOLD may also be tank mixed with DuPont's Asana[®] XL or DuPont Lannate[®] Insecticides.

APPLICATION INFORMATION

Many crops are highly sensitive to ACCENT GOLD. All direct or indirect contact (such as spray drift) with crops other than field corn should be avoided. See Spray Drift section.

GROUND APPLICATION

Ensure that spray equipment is set up to avoid applying an excessive rate directly over the rows and into the corn plant whorl. Overlaps or starting, stopping, slowing and turning while spraying may result in crop injury.

Broadcast Application

- Use a minimum of 15 gal. of water per acre (15 GPA) for best performance.
- Use flat fan or Spraying Systems Turbo Floodjet nozzles at 20-40 PSI.
- Increase both spray volume and pressure as weed density and size increase.
- Do not use flood, hollow cone, rain drop, whirl chamber, controlled droplet applicator (CDA) nozzles or air assisted sprayers. Unacceptable crop injury, excessive spray drift, or poor weed control may result.
- For proper spray coverage, adjust the boom and nozzle height according to manufacturers' specifications.

Band Application

- For band applications, use proportionately less spray mixture.
- To avoid crop injury, carefully calibrate the band applicator to not exceed the labeled rate.
- Carefully follow the manufacturer's instructions for nozzle type (flat fans), orientation, distance of nozzles from the crop and weeds, spray volumes, calibration and spray pressure.

CHEMIGATION

ACCENT GOLD should not be applied through any type of irrigation system.

ENVIRONMENTAL CONDITIONS AND BIOLOGICAL ACTIVITY

ACCENT GOLD is rainfast in six hours.

ACCENT GOLD rapidly inhibits the growth of susceptible weeds, reducing weed competition within as little as 6 hours after application. Susceptible plants are controlled in 7-21 days.

The degree and duration of control depend on spray coverage, activating rainfall, weed spectrum, weed size, growing conditions before and after treatment, soil moisture, and adjuvant selection.

Adequate soil moisture is required for optimum activity. Rainfall or sprinkler irrigation within 5 days will enhance ACCENT GOLD residual activity. A timely cultivation may be required for maximum weed control without an activating rain.


Treating weeds that exceed maximum label height or that are under stress may result in incomplete control.

- Poor weed control or crop injury may result from applications made to plants under stress from:
 - abnormally hot or cold weather
 - environmental conditions such as drought, water-saturated soils, hail damage, or frost
 - disease, insect, or nematode injury
 - prior herbicide, or carry-over from a previous year's herbicide application

If the corn or weeds are under stress, delay application until stress passes and both weeds and corn resume active growth. If weeds or corn are beyond the maximum size listed on this label, an application of ACCENT Herbicide should be made. See the Accent label for tank mix partner information.

Applications should be made when minimum nighttime temperatures are above 40°F and the maximum daytime temperatures are below 92°F to maximize performance and minimize the potential for crop injury.

Applications made during or immediately following periods of large day/night temperature fluctuations or where daytime temperatures do not exceed 50°F may decrease weed control and increase the potential for crop injury.



SOIL INSECTICIDE INTERACTION INFORMATION

Before using ACCENT GOLD, ensure that it is compatible with any other insecticides previously applied to the corn crop.

Conventional Field Corn and "IT" Hybrids

Soil Insecticides	Application Method	Soil O.M.	ACCENT GOLD Use Precautions
Counter 15G ³	All	All	Do not use.
Counter 20CR ³	All	All	Do not use.
Dyfonate ⁴	All labeled methods	All	May result in temporary injury.
Lorsban ⁴	All labeled methods	All	May result in temporary injury.
Thimet ³	All labeled	All	Do not use.
Fortress ⁴	All	All	No use precautions.
Force ⁴	All	All	No use precautions
Aztec ³	All	All	No use precautions

Herbicide-Resistant Field Corn

- ACCENT GOLD may be used on fields treated with Counter 15G, Counter 20C or Thimet (applied in-furrow, T- or surface-banded) if the field has been planted with an imidazilimone-resistant ("IR") hybrid such as Pioneer 3377 IR, Pioneer 3180IR, etc.
- For ACCENT GOLD applied to imazethapyr-tolerant ("IT") field corn hybrids, follow directions above for Conventional and "IT" Field Corn.

SEQUENTIAL "ACCENT" APPLICATIONS

An application of DuPont ACCENT Herbicide may be made 14 or more days after ACCENT GOLD applications to control grasses that may emerge in the absence of an activating rainfall. Refer to the ACCENT label for grass species controlled, proper size of weeds, rates, corn sizes, and other information. When following a ACCENT GOLD application, do not use more than 1 oz ACCENT per acre.

CULTIVATION

A timely cultivation may be used to control suppressed weeds, or weeds that emerge after an application of ACCENT GOLD in the absence of an activating rainfall.

- Optimum timing for cultivation is 7-14 days after ACCENT GOLD application or upon seeing the establishment of new weeds.

SPRAYER PREPARATION/CLEANUP

It is important that spray equipment is clean and free of previous pesticide deposits before using ACCENT GOLD and then properly cleaned out following application. Clean all application equipment before applying ACCENT GOLD. Follow the cleanup procedures specified on the label of the product previously sprayed. If no cleanup procedure is provided, use the procedure that follows. Immediately following applications of ACCENT GOLD, thoroughly clean all mixing and spray equipment to avoid subsequent crop injury.

Note:

- When cleaning spray equipment before applying ACCENT GOLD, read and follow label directions for proper rinsate disposal of the product previously sprayed.
- When spraying or mixing equipment will be used over an extended period to apply multiple loads of ACCENT GOLD, partially fill the tank with fresh water at the end of each day of spraying, flush the boom and hoses, and allow to sit overnight.

Cleanup Procedure


1. Drain the tank and thoroughly hose down the interior surfaces. Flush the tank, hoses, and boom with clean water for a minimum of 10 min.
2. Partially fill the tank with clean water and add one gal of household ammonia* (containing 3% active) for every 100 gal of water. Finish filling the tank with water, then flush the cleaning solution through the hoses, boom, and nozzles. Add more water to completely fill the tank and allow to agitate/recirculate for at least 15 min. Again, flush the hoses, boom, and nozzles with the cleaning solution, then drain the tank.
3. Repeat Step 2.
4. Remove the nozzles and screens and clean separately in a bucket containing the cleaning agent and water.
5. Thoroughly rinse the tank with clean water for a minimum of 5 min, flushing the water through the hoses and boom.

*Equivalent amounts of an alternate strength ammonia solution or a tank cleaner recommended in the DuPont bulletin "Sulfonylurea Herbicides, A Guide to Equipment Cleanout," may be used.

CROP ROTATION

Rotational crops vary in their response to low concentrations of ACCENT GOLD remaining in the soil.

The amount of ACCENT GOLD which may be present in the soil depends on soil pH and organic matter content, elapsed time since application, crop production practices, and environmental factors.



The following rotational intervals should be observed when using ACCENT GOLD:

Crop	Interval in Months
Field Corn	Anytime
Seed corn, Popcorn	10.5
Winter Cereals	4
Spring Cereals	8
Grain Sorghum	12
Soybeans [†] , Dry Beans [†]	10.5
Alfalfa [‡]	10.5
Peas, potatoes, sunflower, sweet corn	18
All Other Crops [‡]	26 and field bioassay**

[†] For low moisture (less than 15 inches annual rainfall) and low organic matter (less than 2%) areas, dry beans and soybeans should not be planted until 18 months after treatment.

[‡] Rotation to sugarbeets, canola and all other crops requires a 26-month rotation interval and a successful bioassay.

**Field Bioassay Instructions: Using typical tillage, seeding practices and timings for the particular crop, plant several strips of the desired crop variety across the field previously treated with ACCENT GOLD. Plant the strips perpendicular to the direction ACCENT GOLD was applied. The strips should also be located so that different field conditions are encountered, including differences in soil texture, pH and drainage. If the crop does not show visible symptoms of injury, or stand reduction, the field can be seeded with the test crop in the growing season following the bioassay. If visible injury, stand reduction, or yield reduction occurs, the test crop should not be seeded, and the bioassay must be repeated the next growing season.

^{††} Except where the soil pH is greater than 8, in which case the interval is 12 months.

- For tank mixes, follow the most restrictive provisions of the tankmix components.

SPRAY DRIFT MANAGEMENT

The interaction of many equipment and weather-related factors determines the potential for spray drift. The applicator is responsible for considering all these factors when making application decisions.

AVOIDING SPRAY DRIFT IS THE RESPONSIBILITY OF THE APPLICATOR.

IMPORTANCE OF DROPLET SIZE

The most effective way to reduce drift potential is to apply large droplets (>150 - 200 microns). The best drift management strategy is to apply the largest droplets that provide sufficient coverage and control. The presence of sensitive species nearby, the environmental conditions, and pest pressure may affect how an applicator balances drift control and coverage. **APPLYING LARGER DROPLETS REDUCES DRIFT POTENTIAL, BUT WILL NOT PREVENT DRIFT IF APPLICATIONS ARE MADE IMPROPERLY OR UNDER UNFAVORABLE ENVIRONMENTAL CONDITIONS!** See Wind, Temperature and Humidity, and Temperature Inversions sections of this label.

Controlling Droplet Size - General Techniques

- **Volume** - Use high flow rate nozzles to apply the highest practical spray volume. Nozzles with higher rated flows produce larger droplets.
- **Pressure** - Use the lower spray pressures recommended for the nozzle. Higher pressure reduces droplet size and does not improve canopy penetration. **WHEN HIGHER FLOW RATES ARE NEEDED, USE A HIGHER-CAPACITY NOZZLE INSTEAD OF INCREASING PRESSURE.**
- **Nozzle Type** - Use a nozzle type that is designed for the intended application. With most nozzle types, narrower spray angles produce larger droplets. Consider using low-drift nozzles.

BOOM HEIGHT

Setting the boom at the lowest labeled height (if specified) which provides uniform coverage reduces the exposure of droplets to evaporation and wind. For ground equipment, the boom should remain level with the crop and have minimal bounce.

WIND

Drift potential increases at wind speeds of less than 3 mph (due to inversion potential) or more than 10 mph. However, many factors, including droplet size and equipment type determine drift potential at any given wind speed. **AVOID GUSTY OR WINDLESS CONDITIONS.**

Note: Local terrain can influence wind patterns. Every applicator should be familiar with local wind patterns and how they affect spray drift.

TEMPERATURE AND HUMIDITY

When making applications in hot and dry conditions, set up equipment to produce larger droplets to reduce effects of evaporation.

TEMPERATURE INVERSIONS

Drift potential is high during a temperature inversion. Temperature inversions restrict vertical air mixing, which causes small suspended droplets to remain close to the ground and move laterally in a concentrated cloud. Temperature inversions are characterized by increasing temperature with altitude and are common on nights with limited cloud cover and light to no wind. They begin to form as the sun sets and often continue into the morning. Their presence can be indicated by ground fog; however, if fog is not present, inversions can also be identified by the movement of smoke from a ground source or an aircraft smoke generator. Smoke that layers and moves laterally in a concentrated cloud (under low wind conditions) indicates an inversion, while smoke that moves upward and rapidly dissipates indicates good vertical air mixing.

SHIELDED SPRAYERS

Shielding the boom or individual nozzles can reduce the effects of wind. However, it is the responsibility of the applicator to verify that the shields are preventing drift and not interfering with uniform deposition of the product.

RESISTANCE

When herbicides with the same mode of action are used repeatedly over several years to control the same weed species in the same field, naturally-occurring resistant weed biotypes may survive a correctly applied herbicide treatment, propagate, and become dominant in that field. These resistant weed biotypes may not be adequately controlled. Cultural practices such as tillage, preventing weed escapes from going to seed, and using herbicides with different modes of action within and between crop seasons can aid in delaying the proliferation and possible dominance of herbicide resistant weed biotypes.

INTEGRATED PEST MANAGEMENT

DuPont recommends the use of Integrated Pest Management (IPM) programs to control pests. This product may be used as part of an Integrated Pest Management (IPM) program which can include biological, cultural, and genetic practices aimed at preventing economic pest damage. Application of this product should be based on IPM principles and practices including field scouting or other detection methods, correct target pest identification, population monitoring, and treating when target pest populations reach locally determined action thresholds. Consult your state cooperative extension service, professional consultants or other qualified authorities to determine appropriate action treatment threshold levels for treating specific pest/crop systems in your area.

IMPORTANT PRECAUTIONS

- If any ALS (acetolactate synthesis) inhibiting herbicides such as Pursuit³, "Preview", "Canopy", "Classic", Scepter³, Squadron³, etc., were applied the previous year, apply ACCENT GOLD to corn only if the rotational restrictions to corn for these products have been met.
- Injury to or loss of desirable trees or vegetation may result from failure to observe the following:
 - Do not apply ACCENT GOLD or drain or flush application equipment on or near desirable trees or other plants, or on areas where their roots may extend, or in locations where the chemical may be washed or moved into contact with their roots.
 - Do not use on lawns, walks, driveways, tennis courts, or similar areas.
 - Prevent drift of spray to desirable plants.
 - Do not contaminate any body of water.
 - Thoroughly clean application equipment immediately after use. (See the Sprayer Cleanup section of this label for instructions.)
- Do not harvest corn or graze or feed forage, hay, or straw from treated areas to livestock within 85 days of ACCENT GOLD application.
- Do not apply more than 2.9 oz per acre per season.

STORAGE AND DISPOSAL

Storage: Store the product in the original container only. Do not contaminate water, other pesticides, fertilizer, food, or feed in storage. Avoid contact with water. Do not store above 122°F for extended periods of time. If container is damaged or a spill occurs, use product immediately or contain with absorbent materials and dispose of waste. Dispose of waste in compliance with local, state and federal regulations.

Product Disposal: Pesticide, spray mixture, or rinsate that cannot be used according to label instructions must be disposed of according to applicable Federal, state, or local procedures.

Container Disposal (Water soluble packaging):

Do not reuse the outer box or the resealable bags. When all water-soluble packets are used, the outer packaging should be clean and may be disposed of in a sanitary landfill, or by incineration, or, if allowed by state and local authorities, by open burning. If it is burned, stay out of the smoke. If the resealable bag contacts the formulated product in any way, the bag must be triple-rinsed with clean water. Add the rinsate to the spray tank and dispose of the outer wrap as described above.

NOTICE TO BUYER: Purchase of this material does not confer any rights under patents of countries outside of the United States.

- 1 Registered trademark of Dow/Elanco;
- 2 Registered trademark of BASF AG;
- 3 Registered trademark of American Cyanamid Co.;
- 4 Registered trademark of Zeneca;
- 5 Registered trademark of Bayer Corp.
- 6 Registered trademark of DuPont Co.

LIMITATION OF WARRANTY AND LIABILITY

NOTICE: Read This Limitation of Warranty and Liability Before Buying or Using This Product. If the Terms Are Not Acceptable, Return the Product at Once, Unopened, and the Purchase Price Will Be Refunded.

It is impossible to eliminate all risks associated with the use of this product. Such risks arise from weather conditions, soil factors, off target movement, unconventional farming techniques, presence of other materials, the manner of use or application, or other unknown factors, all of which are beyond the control of DuPont. These risks can cause: ineffectiveness of the product; crop injury, or, injury to non-target crops or plants.

DuPont does not agree to be an insurer of these risks. **WHEN YOU BUY OR USE THIS PRODUCT, YOU AGREE TO ACCEPT THESE RISKS.**

DuPont warrants that this product conforms to the chemical description on the label thereof and is reasonably fit for the purpose stated in the Directions for Use, subject to the inherent risks described above, when used in accordance with the Directions for Use under normal conditions.

DUPONT MAKES NO OTHER EXPRESS OR IMPLIED WARRANTY OF FITNESS OR OF MERCHANTABILITY OR ANY OTHER EXPRESS OR IMPLIED WARRANTY.

IN NO EVENT SHALL DUPONT OR SELLER BE LIABLE FOR ANY INCIDENTAL, CONSEQUENTIAL OR SPECIAL DAMAGES RESULTING FROM THE USE OR HANDLING OF THIS PRODUCT. BUYER'S OR USER'S BARGAINED-FOR EXPECTATION IS CROP PROTECTION. THE EXCLUSIVE REMEDY OF THE USER OR BUYER AND THE EXCLUSIVE LIABILITY OF DUPONT OR SELLER, FOR ANY AND ALL CLAIMS, LOSSES, INJURIES OR DAMAGES (INCLUDING CLAIMS BASED ON BREACH OF WARRANTY OR CONTRACT, NEGLIGENCE, TORT OR STRICT LIABILITY), WHETHER FROM FAILURE TO PERFORM OR INJURY TO CROPS OR OTHER PLANTS, AND RESULTING FROM THE USE OR HANDLING OF THIS PRODUCT, SHALL BE THE RETURN OF THE PURCHASE PRICE OF THE PRODUCT, OR AT THE ELECTION OF DUPONT OR SELLER, THE REPLACEMENT OF THE PRODUCT.

DuPont or its Authorized Retailer must have prompt notice of any claim so that an immediate inspection of buyer's or user's growing crops can be made. Buyer and all users shall promptly notify DuPont or a DuPont Authorized Retailer of any claims, whether based on contract, negligence, strict liability, other tort or otherwise or be barred from any remedy.

This Limitation of Warranty and Liability may not be amended by any oral or written agreement.

D - 582 110597