

PLEASE NOTE

This image contains more than one label approved for this product on this date.

352-589

3-9-1999


H-

4/16



Canopy XL®

herbicide



"..... A Growing Partnership With Nature"

ACCEPTED
MAR 9 1999
Under the Federal Insecticide,
Fungicide, and Rodenticide Act,
as amended, for the pesticide
registered under
352-589

"CANOPY XL" HIGHLIGHTS

- CANOPY XL provides selective preemergence weed control in soybeans.
- CANOPY XL use rate is 3.6 to 8.8 oz product per acre. (When packaged in water-soluble packets, one packet contains 25.6 oz product which treats between 2.9 and 7 acres.)
- CANOPY XL has a flexible rate range. See Rate Tables.
- CANOPY XL may be tank mixed with ASSURE II, or other products for increased weed control.
- CANOPY XL may be applied as a burndown for control of early emerged weeds.
- Always include a spray additive as recommended in the burndown sections of this label.
- Apply in a minimum of 10 gal water per acre by ground using flat fan nozzles (25-40 psi) or hollow cone nozzles (40-60 psi). See Application Information.
- Certain crop rotation and pH restrictions apply. See Rotational Crop Guidelines and Soils Where CANOPY XL May Be Used sections.
- Consult label text for complete instructions. Always read and follow label directions for use.

Table of Contents

Precautionary Statements 1

Directions for Use 2

General Information 2

Biological Activity 3

Weeds Controlled - Preemerge : All States 3

Rate Table 1 3

Application Methods - All States 4

 Conservation Tillage:

 Early Pre-plant, No-till, Minimum Till, or Stale Seedbed 4

 Preplant Incorporated 4

 Preemergence 4

 Sequential Applications 4

 CANOPY XL + Assure II tankmixes: All States .. 5

Midwest States - Specific Use Directions 5

 Pre-plant Burndown of broadleaf weeds and annual grasses 6

 Canopy XL Reduced Rate tankmixes with Lexone, Sencor or Lorox6

 Rate Table 2 6

 Sequential Applications with Dupont Postemergence herbicides 7

 Rate Table 3 7

 Midwest States - Rotational Crop Guidelines 1 8

Southern States - Specific Use Directions 8

 Postemergence Burndown in Stale Seedbed Production 9

 Sequential Applications with Dupont Post herbicides 9

 Rate Table 49

 Southern States - Rotational Crop Guidelines 2 10

Application Information - All States 10

 Equipment/Spray Volumes 10

 Spray Tank Preparation 10

 Mixing Instructions 10

 Proper Handling Instructions 11

 Sprayer Cleanup 11

 The Importance of Soil pH 11

 Spray Drift Management 11

 Resistance Management 12

 Important Precautions 12

 Storage and Disposal 13

 Notice of Warranty 13



Canopy XL®

herbicide

Dispersible Granules

CANOPY XL may be packaged loose or in premeasured water soluble film packets.

	<i>By Weight</i>
Active Ingredients	56.3%
Sulfentrazone	
N-[2,4-dichloro-5-[4-(difluoromethyl)-4,5-dihydro-3-methyl-5-oxo-1H-1,2,4-triazol-1-yl]phenyl]methanesulfonamide	46.9%
Chlorimuron Ethyl	
Ethyl 2-[[[(4-chloro-6-methoxypyrimidin-2-yl)amino]carbonyl]amino]sulfonyl]benzoate	9.4%
Inert Ingredients	43.7%
TOTAL	100.0%

EPA Reg. No. 352-589

KEEP OUT OF REACH OF CHILDREN

CAUTION

STATEMENT OF PRACTICAL TREATMENT

If swallowed: Call a physician or Poison Control Center. Drink 1 or 2 glasses of water and induce vomiting by touching back of throat with finger. If person is unconscious, do not give anything by mouth or induce vomiting.

If inhaled: Remove victim to fresh air. If not breathing, give artificial respiration, preferably mouth-to-mouth. Get medical attention.

If on skin: Wash with plenty of soap and water. Get medical attention if irritation occurs and persists.

If in eyes: Flush eyes with plenty of water. Call a physician if irritation persists.

For medical emergencies involving this product, call toll-free 1-800-441-3637.

PRECAUTIONARY STATEMENTS

HAZARDS TO HUMANS AND DOMESTIC ANIMALS

Causes moderate eye irritation. Harmful if swallowed, inhaled, or absorbed through skin. Avoid breathing dust, vapor or spray mist. Avoid contact with skin, eyes or clothing. Wash thoroughly with soap and water after handling.

PERSONAL PROTECTIVE EQUIPMENT

Applicators and other handlers must wear:

Long-sleeved shirt and long pants.

Waterproof gloves.

Shoes plus socks.

Discard clothing and other absorbent materials that have been drenched or heavily contaminated with this product. Do not reuse them. Follow manufacturer's instructions for cleaning/maintaining PPE. If no such instructions for washables, use detergent and hot water. Keep and wash PPE separately from other laundry.

ENGINEERING CONTROL STATEMENTS

When handlers use closed systems or enclosed cabs in a manner that meets the requirements listed in the Worker Protection Standard (WPS) for agricultural pesticides [40 CFR part 170.240 (d)(4-6)], the handler PPE requirements may be reduced or modified as specified in the WPS.

USER SAFETY RECOMMENDATIONS

Users should: Wash hands before eating, drinking, chewing gum, using tobacco or using the toilet. Remove clothing immediately if pesticide gets inside. Then wash thoroughly and put on clean clothing.

3/16

PRECAUTIONARY STATEMENTS

(continued)

ENVIRONMENTAL HAZARDS

This pesticide is toxic to marine/estuarine invertebrates. Do not apply directly to water, to areas where surface water is present, or to intertidal areas below the mean high water mark. Drift and runoff may be hazardous to terrestrial and aquatic plants in neighboring areas. Do not contaminate water when disposing of equipment washwaters or rinsate.

Groundwater label advisory: Sulfentrazone is known to leach through soil into groundwater under certain conditions as a result of label use. Use of this chemical in areas where soils are permeable, particularly where the water table is shallow, may result in ground-water contamination.

Do not use on coarse soils classified as sand which have less than 1 % organic matter.

Surface water advisory: Sulfentrazone can contaminate surface water through spray drift. Under some conditions, sulfentrazone may also have a high potential for runoff into surface water (primarily via dissolution in runoff water), for several to many months post-application. These include poorly draining or wet soils with readily visible slopes toward adjacent surface waters, frequently flooded areas, areas overlying extremely shallow ground water, areas with in-field canals or ditches that drain to surface water, areas not separated from adjacent surface waters with vegetated filter strips, and areas over-lying tile drainage systems that drain to surface waters.

PHYSICAL/CHEMICAL HAZARDS

Do not use or store near heat or open flame.

DIRECTIONS FOR USE

It is a violation of federal law to use this product in a manner inconsistent with its labeling.

Do not apply this product in a way that will contact workers or other persons, either directly or through drift. Only protected handlers may be in the area during application. For any requirements specific to your State or Tribe, consult the agency responsible for pesticide regulation.

AGRICULTURAL USE REQUIREMENTS

Use this product only in accordance with its labeling and with the Worker Protection Standard, 40 CFR part 170. This Standard contains requirements for the protection of agricultural workers on farms, forests, nurseries, and greenhouses, and handlers of agricultural pesticides. It contains requirements for training, decontamination, notification, and emergency assistance. It also contains specific instructions and exceptions pertaining to the statements on this label about personal protective equipment (PPE) and restricted-entry interval. The requirements in this box only apply to uses of this product that are covered by the Worker Protection Standard.

Do not enter or allow worker entry into treated areas during the restricted entry interval (REI) of 12 hours.

PPE required for early entry to treated areas that is permitted under the Worker Protection Standard and that involves contact with anything that has been treated, such as plants, soil, or water, is:

Coveralls over long-sleeved shirt and long pants.

Waterproof gloves.

Shoes plus socks.

IMPORTANT

Injury to or loss of desirable trees or vegetation may result from failure to observe the following: Do not apply or drain or flush equipment on or near desirable trees or other plants, or on areas where their roots may extend, or in locations where the chemical may be washed or moved into contact with their roots. Do not use on lawns, walks, driveways, tennis courts or similar areas. Prevent drift of spray to desirable plants. Do not contaminate any body of water. Keep from contact with fertilizers, insecticides, fungicides and seeds during storage.

Prior to using CANOPY XL herbicide, consideration should be given to crop rotation plans. Crops other than soybeans may be extremely sensitive to low concentrations of CANOPY XL remaining in the soil the next planting season. Choice of rotation crop is restricted following application of CANOPY XL. (See "ROTATIONAL CROP GUIDELINES" for your geographical region.)

Thoroughly clean CANOPY XL from application equipment immediately after use and prior to spraying crops other than soybeans. Failure to remove even small amounts of CANOPY XL from application equipment may result in injury to subsequently sprayed crops.

FOR USE ON SOYBEANS ONLY

Do not apply this product through any type of irrigation system. Do not apply aerially.

Do not feed treated soybean forage or soybean hay to livestock.

Single application: Do not apply a full rate of CANOPY XL more than once per soybean cropping cycle.

Split application: Two applications totaling the fully labeled CANOPY XL rate may be made per soybean cropping cycle.

Do not exceed the full labeled rate for the geography.

GENERAL INFORMATION

DuPont CANOPY XL Herbicide is a dispersible granule formulation to be mixed with water and sprayed for selective preemergence and preplant incorporated weed control in soybeans. When applied according to the instructions on this label, it will control many broadleaf weeds and provide partial control of annual grasses.

Preemergence and preplant incorporated applications of CANOPY XL require rainfall or sprinkler irrigation to activate the herbicide. Degree of control and duration of effect depend on: rate used, weed spectrum, growing conditions at and following time of treatment, soil pH, texture, organic matter, moisture and precipitation.

This label contains specific use directions for two distinct geographical use areas for CANOPY XL. The Midwest States and the Southern States and are defined under APPLICATION METHODS. This label also contains general use information which is applicable to all CANOPY XL use geography.

BIOLOGICAL ACTIVITY

CANOPY XL has two modes of action, and rapidly inhibits the growth of susceptible species. Following application of preplant incorporation or preemergence treatment, susceptible species germinate and emerge. Seedling weeds will then either turn brown and die shortly after exposure to light, or seedling weeds will cease growth and then turn yellow and brown from the growing point out. Susceptible species usually do not grow past the cotyledon stage before they die from either mode of action. Less susceptible species may remain green, but stunted and noncompetitive. CANOPY XL provides partial control of some annual grasses when used preplant or preemergence, but other products may be needed to ensure adequate control.

Poor growing conditions such as excessive moisture, cool temperatures, and soil compaction or the presence of various pathogens may impact seedling vigor. Under these conditions the active ingredients in CANOPY XL, like other soil applied herbicides, can injure soybeans. However, these early injury symptoms are short lived and do not result in yield reductions.

WEEDS CONTROLLED

- PREEMERGE: ALL STATES

When used as directed CANOPY XL will provide control of the following weed species:

Carpetweed	Nutsedge, Purple
Cocklebur	Nutsedge, Yellow
Copperleaf, Hophornbeam	Pigweed
Copperleaf, Virginia	Palmer amaranth
Florida beggarweed	Redroot
Jimsonweed	Smooth
Kochia	Spiny amaranth
Lambsquarters	Poinsettia, wild
Mallow, Venice	Prickly sida (teaweed)
Morningglory	Purslane, common
Annual	Ragweed, common
Ivyleaf	Ragweed, giant
Entireleaf	Senna, Coffee
Pitted	Smartweed (annual)
Smallflower	Spurge, Spotted
Tall	Sunflower, wild
Mustard, wild	Velvetleaf
Nightshade, Black	Waterhemp, common
Nightshade, Eastern Black	Waterhemp, tall
Nightshade, Hairy	

Weed species which can germinate deep in the soil such as pitted morningglory, sicklepod, cocklebur, and giant ragweed or other weeds such as nutsedge, which may emerge at various times during the growing season, may require a cultivation or an application of DuPont Classic® or Synchrony® STS® herbicides for season-long control.

When used as directed CANOPY XL will provide partial control of the following weeds:

Barnyardgrass	Mexicanweed
Burcucumber	Panicum, Texas and fall
Crabgrass	Sesbania, Hemp
Foxtail, species	Sicklepod
Goosegrass	Signalgrass, broadleaf
Johnsongrass, seedling	

USE RATES - ALL STATES

Apply CANOPY XL according to Rate Tables for types of application and specific geographic areas.

RATE TABLE 1

Early Pre-plant, Early Pre-plant Burndown, Pre-plant Incorporated, Preemergence:

Conservation or Conventional Tillage

Broadcast Rate Soil Texture	Ounces Product Per Acre*	
	Organic Matter 1/2-4%	
Coarse:	5.1**	5.8
Loamy Sand, Sandy Loam	(5 Acres/ Soluble Pack)	(4.5 Acres/ Soluble Pack)
Medium:	5.8	6.8
Loam, Silt loam, Silt, Sandy Clay Loam	(4.5 Acres/ Soluble Pack)	(3.8 Acres/ Soluble Pack)
Fine:	5.8	7.9
Silty Clay Loam, Clay Loam, Clay	(4.5 Acres/ Soluble Pack)	(3.2 Acres/ Soluble Pack)

* Use the next highest rate (next fewest acres per soluble pack) when:

- No-Till when heavy residues exist
- Early applications are planned
- Heavy weed pressures are known to exist

** For coarse soils with organic matter content 1/2-2% use 5.8 oz/A (4.5 A/soluble pack) for season long control of Morningglories, cocklebur and improved suppression of yellow nutsedge.

For improved control of nutsedges and pitted morningglory in the South, use 7.9 oz/A (3.2 A/soluble pack) on medium soils, or 8.8 oz/A (2.9 A/soluble pack) on fine soils, only in the Southern states as listed below.

6/16

Number of CANOPY XL Soluble Packets To Use To Treat Various Acreages At Standard Rates.

To determine the number of soluble packs of CANOPY XL for any acreage, select the use rate (oz/A) and multiply it by the number of acres to be treated, then divide this by 25.6. The result is the number of soluble packs required to treat the given acreage. **DO NOT attempt to use partial Soluble Packets. Round up or down as indicated below.**

For example, to treat 60 acres at the 5.1 oz rate:

$$\frac{5.1 \text{ oz/A} \times 60 \text{ A}}{25.6 \text{ oz/soluble pack}} = 11.95^* \text{ or } 12 \text{ soluble packs}$$

To treat 40 acres at the 5.8 oz rate:

$$\frac{5.8 \text{ oz/A} \times 40 \text{ A}}{25.6 \text{ oz/soluble pack}} = 9.06^* \text{ or } 9 \text{ soluble packs}$$

* Round up for fractions of soluble packs that are 0.5 or over, and down when less than 0.5.

APPLICATION METHODS - ALL STATES

Do not apply CANOPY XL after the soybean crop has emerged or severe injury or death of the crop will occur.

CANOPY XL may be applied by any of the methods listed below. These methods apply to both geographical use areas, the Midwest States and the Southern States.

Midwest States : Iowa, Illinois, Indiana, Kansas, Michigan, Missouri, Nebraska, Ohio, Oklahoma, and Pennsylvania.

Southern States : Alabama, Arkansas, Delaware, Georgia, Kentucky, Louisiana, Maryland, Mississippi, Missouri bootheel, New Jersey, North Carolina, South Carolina, Tennessee, Texas, Virginia, and West Virginia.

RAINFALL ACTIVATION FOR PREEMERGENCE ACTIVITY

Best results are obtained if CANOPY XL is applied to moist soil and followed by rainfall or irrigation (~1") before weeds germinate. Several small rainfalls of less than 1/4" each are not as beneficial as one large rainfall of 1/2-1". On dry soil, more moisture is required for activation (1-2") before weed emergence. If moisture is insufficient to activate the herbicide, a rotary hoeing or shallow cultivation should be made after emergence of the crop while weeds are small enough to be controlled by mechanical means.

CONSERVATION TILLAGE: EARLY PRE-PLANT IN NO-TILL, MINIMUM TILL, OR STALE SEEDBED

CANOPY XL applied Early Pre-plant (no more than 30 days prior to planting, but after the emergence of broadleaf weeds and small annual grasses) will provide burndown of many existing weeds as well as normal preemergence broadleaf weed control. **When used for burndown, CANOPY XL is rainfast after one hour.**

For specific burndown claims, adjuvant recommendations, CANOPY XL use rates and other tank mixes, see:

- Midwest section - Pre-plant Burndown Directions.
- Southern Section - Burndown Directions.

PREPLANT INCORPORATED

Uniformly incorporate CANOPY XL or CANOPY XL tank mixes no deeper than the top 1-2" of soil prior to planting soybeans. Use equipment suited to proper incorporation into the top 1-2 inches of soil, e.g.: Do-all, field cultivator, or rotterra. CANOPY XL can be tank mixed with "Command 4EC" and applied preplant incorporated. Refer to the "Command" label for specific use instructions. If tank-mixed with a grass herbicide such as a Dinitroaniline (DNA) like "Treflan", "Sonalan", or "Prowl" or an acetanilide such as "Dual", "Frontier", or "Lasso", follow label instructions for proper incorporation of the grass herbicide into the top 1 to 2" of soil. Improper soil incorporation can result in erratic weed control or crop injury. If soil is dry, rainfall (~1") is required to activate preplant incorporated herbicides such as CANOPY XL before weed emergence.

NOTE: Consult Lasso, Dual, Frontier, Prowl, Treflan, Sonalan, or Command labels for additional weeds controlled, use rates and instructions, when CANOPY XL is used in conjunction with these herbicides.

For Pre-plant Incorporated CANOPY XL use rates see Table 1.

PREEMERGENCE

CANOPY XL can be applied preemergence in combination with such herbicides as "Command 3ME", "Lasso", "Dual", "Frontier", "Prowl" or following the use of a preplant incorporated grass herbicide such as "Treflan" or "Sonalan". Consult labels for rates and use instructions.

For CANOPY XL Preemergence use rates see Table 1.

SEQUENTIAL APPLICATIONS - "CANOPY XL" FOLLOWED BY AN APPLICATION OF "CLASSIC", "SYNCHRONY STS", OR "PINNACLE"

CANOPY XL may be applied Early Pre-plant, Pre-plant Incorporated, or Preemergence and then follow as needed with a Postemergence application of CLASSIC, SYNCHRONY STS, or PINNACLE. Refer to these product labels for weed claims, directions for use, and restrictions.

For rates of CANOPY XL followed by CLASSIC, SYNCHRONY STS, or PINNACLE, see:

- Midwest Section - Rate Table 3
- Southern Section - Rate Table 4

**"CANOPY XL" + "ASSURE II" TANK MIXES FOR
EARLY PRE-PLANT BURNDOWN OF GRASSES
IN SOYBEANS - ALL MIDWESTERN AND
SOUTHERN STATES**

CANOPY XL may be tankmixed with DuPont Assure® II herbicide or ASSURE II + 2,4-D LVE to provide early pre-plant burndown control of small foxtails, fall panicum, barnyardgrass, volunteer corn, shattercane, and wild proso millet.

For grass up to 3" in height, use 2.5 oz ASSURE II

For grass >3" up to 5" in height, use 5 oz ASSURE II

Timing of Applications

- CANOPY XL + ASSURE II tankmix may be applied
 - **in Midwest states**, from 30 days before planting up to just before soybean emergence
 - **in Southern states**, from 30 days before planting up to just before soybean emergence
- CANOPY XL + ASSURE II + 2,4-D LVE tankmix may be applied.
 - **in all states**, between 7 days and 30 days before planting, but no earlier than 30 days before planting, depending on the rate of 2,4-D LVE used

Consult the 2,4-D label for the appropriate Pre-plant interval based on the rate used.

To apply CANOPY XL + ASSURE II tank mixes:

- use flat fan nozzles only
- must include a petroleum based crop oil concentrate at a rate of 1 gallon per 100 gallons of spray solution (1% v/v)
- an ammonium nitrogen fertilizer may be added but is not required for performance.

**MIDWEST STATES
- SPECIFIC USE DIRECTIONS**

• CANOPY XL may be applied at planting or up to 30 days before planting except as specified on other DuPont supplemental labeling.

- CANOPY XL may be used in the following Midwest States : Indiana, Illinois, Iowa, Kansas, Michigan, Missouri (except bootheel), Nebraska (fields South of Route 30 and East of Route 281), Ohio, Oklahoma, and Pennsylvania.

Giving careful consideration to soil type, soil pH, organic matter, rotational crop intervals, geographic location, and weed pressure, select a rate of CANOPY XL from Rate Table 1. Apply CANOPY XL Early Preplant, Preplant Incorporated, or Preemergence, in Conservation or Conventional Tillage, as directed in the Application Methods Section of this label.

• Do not apply to soil with greater than pH 6.8 except as specified on other DuPont supplemental labeling.

CANOPY XL may be used on fields which are composite pH 6.8 or less, but which may contain isolated areas where the pH exceeds 6.8. To minimize carryover risk in these areas, plant soybeans or a DuPont recommended chlorimuron ethyl resistant corn hybrid as a follow-up crop. Use of CANOPY XL on soils which exceed composite pH 6.8 may result in unacceptable injury to the following crop.

**FOR SEASON-LONG GRASS CONTROL
- MIDWEST STATES**

CANOPY XL may not provide season-long preemergence control of grasses. For improved grass control, CANOPY XL may be:

- followed as needed by a postemergence grass herbicide such as ASSURE II herbicide.
- tankmixed with other grass herbicides such as "Lasso" (or other products containing the active ingredient alachlor and registered for use on soybeans), "Dual", "Prowl", "Command", "Frontier", Commence[®], "Treflan" (or other products containing the active ingredient trifluralin and registered for use on soybeans), or "Sonalan".

Refer to the label of the tankmix partner or the post grass herbicide for specific information regarding use, rates, pre-plant intervals, application timing, grasses controlled, precautions, restrictions and other information. Follow the product label with the most restrictive labeling when using CANOPY XL in combination with other herbicides.

8/16

PRE-PLANT BURNDOWN OF BROADLEAF WEEDS AND ANNUAL GRASSES - MIDWEST STATES

In addition to providing season-long preemergence control of certain broadleaf weeds and partial control of other broadleaf weeds and annual grasses, CANOPY XL will provide burndown control of the following broadleaf weeds up to 3" and annual grasses up to 1".

Annual grasses	Nightshade species
Chickweed*	Pennycress
Dandelion	Pigweeds
Garlic, wild	Ragweed, common
Henbit	Ragweed, giant
Lambsquarters*	Red Deadnettle
Lettuce, prickly	Shepherd's-purse
Marestail	Smartweeds, annual
Mustard, wild	Waterhemp species

* Always use 1 pt 2,4-D LVE

For Burndown control, pick the appropriate rate from **Rate Table 1** and apply with:

- crop oil concentrate at 1% v/v (1 gallon per 100 gallons of spray mix), and
- use flat fan nozzles and a minimum of 20 gallons of water per acre.

For burndown of larger annual grasses or broadleaf weeds exceeding 2-3", or for burndown of weeds not listed above, CANOPY XL may be tankmixed with :

ASSURE II	ASSURE II + 2,4-D (LVE)
Roundup ¹ Ultra	Bronco ¹
Touchdown ⁷	2,4-D (LVE)

Gramoxone Extra⁷

To select the proper tankmix product, identify the weeds which need to be controlled and consult the product labels to determine which product is needed. Consult the companion tankmix herbicide label for use instructions, rates, precautions, restrictions, and other use information. For CANOPY XL tank mixes with "Roundup Ultra" or "Touchdown", substitute 0.25% NIS for the 1% COC.

2,4-D (LVE) is the isooctyl (2-ethylhexyl) ester of 2,4-Dichlorophenoxyacetic acid. This product is sold under a variety of trade names. It has a minimum preplant interval of 7-30 days based on the rate used. Consult the label of the product used for specific information on this interval.

"CANOPY XL" TANKMIXES WITH "LEXONE" OR "SENCOR" AND "LOROX" - MIDWEST STATES

CANOPY XL may be applied at reduced rates when tankmixed with Lexone or Sencor⁷ herbicide or Lorox⁷ herbicide. These tankmixes will generally provide season-long preemergence weed control for the weeds listed below. When used according to the directions in the previous section for Burndown control, these tankmixes will also provide Burndown control of the weeds claimed in the previous section.

Reduced rates of CANOPY XL tankmixed with Lexone or Sencor or Lorox will generally provide season-long preemergence control of the following weeds:

Lambsquarters	Ragweed, Common
Mustard, wild	Smartweeds, annual
Pigweeds:	Velvetleaf
Palmer	
Redroot	
Smooth	
Spiny amaranth	

CANOPY XL + "Lexone" or "Sencor" or "Lorox" tankmixes will provide partial control (suppression) preemergence of the following weeds:

Cocklebur	Morningglories
Crabgrass	Entireleaf
Foxtail species	Ivyleaf
Jimsonweed	Pitted
Ragweed, Giant	Tall

Choose a reduced rate of CANOPY XL and a rate of Lexone or Sencor or Lorox from Rate Table 2 below.

RATE TABLE 2

REDUCED RATE CANOPY XL TANKMIXES WITH LEXONE OR SENCOR OR LOROX

For Midwest States:

IA, IL, IN, KS, MI, MO, NE, OH, OK, PA

Broadcast Rate	Ounces Product Per Acre
Soil Texture	1/2 - 4% Organic Matter
CANOPY XL + Lex/Sen or Lorox	

Coarse:			
Loamy sand,			
Sandy Loam	3.6 - 4.6	2 - 4	8-12
	(7 - 5.6 Acres/soluble pack)		

Medium or Fine:			
Loam,			
Silt Loam, Silt			
Sandy Clay Loam,			
Silty Clay Loam			
Clay Loam, Clay	3.6 - 4.6	4 - 6	8-16
	(7 - 5.6 Acres/soluble pack)		

9/16

Number of CANOPY XL Soluble Packs To Use To Treat Various Acreages At Reduced Rates.

To determine the number of soluble packs of CANOPY XL for any acreage, select the use rate (oz/A) and multiply it by the number of acres to be treated, then divide this by 25.6. The result is the number of soluble packs required to treat the given acreage **DO NOT attempt to use partial Soluble Packs. Round up or down as indicated below.**

For example, to treat 60 acres at the 3.6 oz rate:

$$\frac{3.6 \text{ oz/A} \times 60 \text{ A}}{25.6 \text{ oz/soluble pack}} = 8.44^* \text{ or } 8 \text{ soluble packs}$$

To treat 40 acres at the 4.6 oz rate:

$$\frac{4.6 \text{ oz/A} \times 40 \text{ A}}{25.6 \text{ oz/soluble pack}} = 7.18^* \text{ or } 7 \text{ soluble packs}$$

* Round up for fractions of soluble packs that are 0.5 or over, and down when less than 0.5.

SEQUENTIAL APPLICATIONS WITH POSTEMERGENCE HERBICIDES - MIDWEST STATES

CANOPY XL may be followed, as needed, by sequential applications of such postemergence herbicides as CLASSIC, SYNCHRONY STS, or PINNACLE using Rate Table 3 below. Refer to the CLASSIC, SYNCHRONY STS, and PINNACLE labels for all claims, use directions, and restrictions associated with these products.

RATE TABLE 3

Sequential applications: CANOPY XL followed by a single Postemergence Application

For Midwest States:

IA, IL, IN, KS, MI, MO, NE, OH, PA

Broadcast Rate Ounces Product Per Acre	Sequential Post Application (oz/a)
3.6 - 5.8 (7 - 4.5 Acres Soluble pack)	CLASSIC up to 3/4 oz, SYNCHRONY STS**, 1/4 oz PINNACLE*
6.4 - 6.8 (4 - 3.8 Acres Soluble pack)	CLASSIC up to 2/3 oz, SYNCHRONY STS, 1/4 oz PINNACLE*
7.9 (3.2 Acres/Soluble pack)	CLASSIC up to 1/4 oz, 1/4 oz PINNACLE*

* When CLASSIC and PINNACLE are combined in a tankmix, refer to the CLASSIC label for labeled tank mixes.

** Consult appropriate SYNCHRONY STS label for use rate.

ROUNDUP READY SOYBEANS:

These CANOPY XL use rates may be used in Roundup Ready soybeans and followed by appropriate Roundup Ultra postemergence applications. Read and follow the Roundup Ultra label directions. Consult the Roundup Ultra label for use instructions, rates, precautions, restrictions, and other use information.

Number of CANOPY XL Soluble Packs To Use To Treat Various Acreages At Reduced Rates for Sequential Application.

To determine the number of soluble packs of CANOPY XL for any acreage, select the use rate (oz/A) and multiply it by the number of acres to be treated, then divide this by 25.6. The result is the number of soluble packs required to treat the given acreage. **DO NOT attempt to use partial Soluble Packs. Round up or down as indicated below.**

For example, to treat 60 acres at the 5.8 oz rate:

$$\frac{5.8 \text{ oz/A} \times 60 \text{ A}}{25.6 \text{ oz/soluble pack}} = 13.59^* \text{ or } 14 \text{ soluble packs}$$

To treat 60 acres at the 3.6 oz rate:

$$\frac{3.6 \text{ oz/A} \times 60 \text{ A}}{25.6 \text{ oz/soluble pack}} = 8.44^* \text{ or } 8 \text{ soluble packs}$$

* Round up for fractions of soluble packs that are 0.5 or over, and down when less than 0.5.

ROTATIONAL GUIDELINES FOR ALL CANOPY XL APPLICATIONS - MIDWEST STATES

The following recropping table pertains to the states of Illinois, Indiana, Iowa (except Nicolett-Clarion-Webster soils), Kansas, Michigan, Missouri (except bootheel), Nebraska (fields South of Route 30 and East of Route 281), Ohio, Oklahoma, and Pennsylvania. When used as described in the Midwestern section of this label, the table describes the minimum length in months from the time of CANOPY XL application until CANOPY XL treated soil can be replanted to the crops listed in the table. When a recommended tank mix is used, consult the tankmix partner labels for recropping instructions and follow the directions that are most restrictive.

ROTATIONAL GUIDELINE 1

MIDWEST STATES: ALL LABELED CANOPY XL USES

(All uses of CANOPY XL as described in the Midwest Section of this label : including CANOPY XL Sequentials with DuPont Post products)

For the Midwest States : IA, IL, IN, KS, MI, MO, NE, OH, OK, PA

Crop	Recropping Interval in Months
Soybeans †	Anytime
Wheat, Barley, Rye	4
Alfalfa,	12
Rice	10
Sorghum,	10
Tomato (transplant)	12
Field Corn *	10
Field Corn, IR (Resistant)**	10
Dry Beans	12
Clover, Cotton, Cucumber, Flax, Pumpkin, Sunflower, Sweet Corn, Watermelon, Cabbage, Lentils, Mustard	18‡
Canola (rapeseed), Carrot, Onion, Potato, Sugar Beets and any other crop not listed	30‡

* Field Corn is defined to include only that corn grown for grain or silage, popcorn, and seed corn. However, because seed corn inbred lines may vary in their sensitivity to trace amounts of herbicide carryover, DuPont cannot warrant that seed corn can be re-cropped without damage or yield loss. Users should seek the advice of their seed corn company agronomists regarding inbred sensitivity to herbicides prior to planting any inbred lines.

** Field Corn, IR (Resistant) indicates those field corn hybrids offered by Pioneer Hi-Bred International, Inc., or Ciba Seeds, which carry the designation "IR" or "TMR" in the hybrid name.

† Do not feed treated soybean forage or soybean hay to livestock.

‡ Crops that have rotational intervals greater than 12 months after a CANOPY XL application are the result of crop injury concerns.

SOUTHERN SECTION - SPECIFIC USE DIRECTIONS

* CANOPY XL may be applied at planting or no more than 30 days before planting.

CANOPY XL may be used in the following Southern States: Alabama, Arkansas, Delaware, Georgia, Kentucky, Louisiana, Maryland, Mississippi, Missouri bootheel, New Jersey, North Carolina, South Carolina, Tennessee, Texas, Virginia and West Virginia.

• Do not use CANOPY XL where cotton will be planted the following year.

* For maximal rotational flexibility, apply to soils with a pH 7.0 or less except as specified on other DuPont supplemental labeling.

• Do not apply to Black Belt Soils of Alabama and Mississippi with a soil pH greater than 7.0 or history of nutrient deficiency such as iron chlorosis, as injury may occur.

• Injury to soybeans may occur if CANOPY XL is used on soils having a calcareous surface layer or pH greater than 7.5.

Giving careful consideration to soil type, soil pH, organic matter, rotational crop intervals, geographic location, and weed pressure, select a rate of CANOPY XL from **Rate table 1**. Apply CANOPY XL Early Preplant, Preplant Incorporated or Preemergence as directed in the Application Methods section of this label.

FOR SEASON-LONG GRASS CONTROL - SOUTHERN STATES

CANOPY XL may not provide season-long preemergence control of grasses. For improved grass control, CANOPY XL may be:

- followed as needed by a postemergence grass herbicide such as ASSURE II herbicide.
- Tank mixed with "Lasso" (or other products containing the active ingredient alachlor and registered for use on soybeans), "Bronco", "Dual", "Prowl", "Command 4EC", "Command 3ME", "Frontier", "Commence", "Treflan", or "Sonalan".

Refer to the label of the tankmix partner or the post grass herbicide for specific information regarding use, rates, pre-plant intervals, application timing, grasses controlled, precautions, restrictions and other information. Follow the product label with the most restrictive recropping restrictions when using CANOPY XL in combination with other herbicides.

10/16

FOR BURNDOWN AND/OR RESIDUAL WEED CONTROL IN STALE SEEDBED OR CONSERVATION TILLAGE PRODUCTION SYSTEMS - SOUTHERN STATES

For Burndown control of small annual grasses and broadleaf weeds, use one soluble pack of CANOPY XL per 6 to 7 acres and apply at any time prior to planting. Select the higher rate for larger weeds. Use a minimum of 10 gallons of spray solution per acre by ground. Thorough coverage of the weeds is essential for best results.

Always include one of the following adjuvants:

- Nonionic surfactant at a rate of 0.25% (1 quart per 100 gallons of spray solution)
- Crop oil concentrate at a rate of 1% v/v (1 gallon per 100 gallons of spray solution)

When burndown plus residual control is desired, CANOPY XL may be applied at planting or up to 30 days prior to planting. Select acres, based on soil type from Rate Table 1.

For burndown of weeds and grasses not listed above, or for burndown of larger weeds and grasses, it is recommended that CANOPY XL be tankmixed with either 2,4-D LVE, "Gramoxone Extra", Starfire, Touchdown or "Roundup Ultra". Consult the product labels for specific use instructions, rates, restrictions, limitations, and precautions. For CANOPY XL tankmixes with "Roundup Ultra" or "Touchdown", substitute 0.25% NIS for 1% COC.

REDUCED RATE OF "CANOPY XL" FOLLOWED BY PLANNED APPLICATION OF "SYNCHRONY STS", OR "CLASSIC" AND/OR "PINNACLE" HERBICIDES - SOUTHERN STATES

CANOPY XL herbicide may be applied preplant incorporated or preemergence at reduced rates when followed by planned postemergence treatment of a postemergence herbicide such as SYNCHRONY STS, CLASSIC, or CLASSIC + PINNACLE herbicides. Select a rate of CANOPY XL, according to soil type from Rate Table 4.

RATE TABLE 4

Reduced CANOPY XL Rates followed by planned post application of SYNCHRONY STS, CLASSIC, or CLASSIC + PINNACLE

CANOPY XL rates for the Southern States of AL, AR, DE, GA, KY, LA, MD, MS, MO BOOTHEEL, NJ, NC, SC, TN, TX, VA, WV

Broadcast Rate	Ounces Product Per Acre
Soil Texture	1/2 - 4% Organic Matter
Coarse:	
Loamy Sand,	4.6 - 5.8
Sandy Loam	(5.5 - 4.5 Acres/Soluble Pack)
Medium:	
Loam, Silt loam, Silt,	4.6 - 6.8
Sandy Clay Loam	(5.5 - 3.8 Acres/Soluble Pack)
Fine:	
Silty Clay Loam,	6.8
Clay Loam, Clay	(3.8 Acres/Soluble Pack)

ROUNDUP READY SOYBEANS:

These CANOPY XL use rates may be used in Roundup Ready soybeans, and followed by appropriate Roundup Ultra postemergence applications. Read and follow the Roundup Ultra label directions. Consult the Roundup Ultra label for use instructions, rates, precautions, restrictions, and other use information.

Number of CANOPY XL Soluble Packets To Use To Treat Various Acreages At Reduced Rates

To determine the number of soluble packs of CANOPY XL for any acreage, select the use rate (oz/A) and multiply it by the number of acres to be treated, then divide this by 25.6. The result is the number of soluble packs required to treat the given acreage. **DO NOT attempt to use partial Soluble Packets. Round up or down as indicated below.**

For example, to treat 60 acres at the 5.8 oz rate:

$$\frac{5.8 \text{ oz/A} \times 60 \text{ A}}{25.6 \text{ oz/soluble pack}} = 13.59^* \text{ or } 14 \text{ soluble packs}$$

To treat 40 acres at the 4.6 oz rate:

$$\frac{4.6 \text{ oz/A} \times 40 \text{ A}}{25.6 \text{ oz/soluble pack}} = 7.18^* \text{ or } 7 \text{ soluble packs}$$

* Round up for fractions of soluble packs that are 0.5 or over, and down when less than 0.5.

ROTATIONAL GUIDELINES FOR ALL "CANOPY XL" APPLICATIONS - SOUTHERN STATES

The following recropping table pertains to the states of Alabama, Arkansas, Georgia, Louisiana, Mississippi, Texas, Missouri bootheel, Delaware, Kentucky, Maryland, New Jersey, North Carolina, South Carolina, Tennessee, Virginia, and West Virginia.

When used as described in the Southern section of this label, the table describes the minimum length in months from the time of CANOPY XL application before CANOPY XL treated soil can be replanted to the crops listed in the table. **When a recommended tank mix is used, consult the tankmix partner labels for recropping instructions and follow the directions that are most restrictive.**

12/16

ROTATIONAL GUIDELINE 2

SOUTHERN STATES: ALL LABELED CANOPY XL USES

(all CANOPY XL uses described in the Southern Section of this label, including CANOPY XL followed by SYNCHRONYSTS, CLASSIC, or CLASSIC + PINNACLE)

For the Southern States of AL, AR, DE, GA, KY, LA, MD, MS, MO BOOTHEEL, NJ, NC, SC, TN, TX, VA & WV

Group I - soil pH 7.0 or less

- States of AL, AR, GA, LA, MS or TX
- States of DE, KY, MD, MO Bootheel, NJ, NC, SC, TN VA or WV - Use rate 6.4 oz/A or less.

Group II - soil pH greater than 7.0 to 7.5

- States of AL, AR, GA, LA, MS or TX
- States of DE, KY, MD, MO Bootheel, NJ, NC, SC, TN, VA or WV

Crops	Group I	Group II
Soybeans †	Anytime	Anytime
Wheat, Barley, Rye	4	4
Alfalfa	12	18‡
Clover	18	18‡
Field Corn *	10	18‡
Field Corn, IR (Resistant)**	10	10
Sorghum,	10	18‡
Rice	10	18‡
Tomato (Transplant)	12	18‡
Cotton, Cucumber, Flax, Pumpkin, Sunflower, Sweet Corn, Watermelon, Cabbage, Canola (rapeseed), Lentils, Mustard, Carrot, Onion, Potato, Sugar Beets and any crop not listed above	18‡	30‡

* Field Corn is defined to include only that corn grown for grain or silage, popcorn, and seed corn. However, because seed corn inbred lines may vary in their sensitivity to trace amounts of herbicide carryover, DuPont cannot warrant that seed corn can be re-cropped without damage or yield loss. Users should seek the advice of their seed corn company agronomists regarding inbred sensitivity to herbicides prior to planting any inbred lines.

** Field Corn, IR (Resistant) indicates those field corn hybrids offered by Pioneer Hi-Bred International, Inc., or Ciba Seeds, which carry the designation "IR" or "IMR" in the hybrid name.

† Do not feed treated soybean forage or soybean hay to livestock.

‡ Crops that have rotational intervals greater than 12 months after a CANOPY XL application are the result of crop injury concerns.

APPLICATION INFORMATION

EQUIPMENT / SPRAY VOLUMES

Ground Application: Apply uniformly by ground equipment with a properly calibrated low pressure (20 to 40 psi) fixed-boom sprayer equipped with fan-type nozzles and screens no finer than 50 mesh. Use 10 to 40 gals of water per acre.

Continuous agitation in the spray tank is required to keep the material in suspension. Avoid overlap and shut off spray booms while starting, turning, slowing or stopping, as injury to the crop may result.

SPRAY TANK PREPARATION

It is important that spray equipment is clean and free of existing pesticide deposits before using CANOPY XL. Follow the spray tank cleanout procedures specified on the label of product previously sprayed. If no cleanout procedure is provided, follow the cleanout procedure in SPRAYER CLEANUP section of this label.

Mixing Instructions

1. Fill the tank 1/4 to 1/3 full of water.
2. While agitating, add the required amount of CANOPY XL.
3. Once the CANOPY XL is fully dispersed, maintain agitation and continue filling tank with water. (Soluble packs should dissolve completely within 5 minutes).
4. CANOPY XL should be thoroughly mixed with water in the spray tank before adding any other material. As the tank is filling and all Soluble Packs have dissolved (if used), add (in order): other herbicide(s), the required spray adjuvant, and the nitrogen fertilizer where required.
5. Apply CANOPY XL spray preparation within 24 hours of mixing to avoid product degradation.
6. If the mixture has settled, thoroughly reagituate before using.

Additional Use and Handling Information for CANOPY XL When Packaged in Water Soluble Packets

Soluble Packets are contained in waterproof, resealable plastic bags. The individual Soluble Packs will dissolve completely in water. Open the outer resealable plastic bag, remove the number of 25.6 ounce Soluble Packs required for the application.

DO NOT attempt to open or use partial Soluble Packets.

Soluble Pack Handling Precautions:

The outer resealable plastic bag is NOT soluble in water. DO NOT place it in the spray tank.

Excessive handling of the packs, or exposure to moisture, will cause breakage.

Do not touch the packs with wet hands or place them on wet surfaces.

Protect unused Soluble Packs by resealing them in the resealable bag.

13/16

Proper Handling Instructions

This product may not be mixed or loaded within 50 feet of any wells (including abandoned wells and drainage wells), sink holes, perennial or intermittent streams and rivers, and natural or impounded lakes and reservoirs. This setback does not apply to properly capped or plugged abandoned wells and does not apply to impervious pad or properly diked mixing/loading areas.

Operations that involve mixing, loading, rinsing, or washing of this product into or from pesticide handling or application equipment or containers within 50 ft of any well are prohibited unless conducted on an impervious pad constructed to withstand the weight of the heaviest load that may be positioned on or moved across the pad. Such a pad shall be designed and maintained to contain any product spills or equipment leaks, container or equipment rinse or wash-water, and rainwater that may fall on the pad. Surface water shall not be allowed to either flow over or from the pad; which means the pad must be self-contained. The pad shall be sloped to facilitate material removal. An unroofed pad shall be of sufficient capacity to contain at least 110% of the capacity of the largest pesticide container or application equipment on the pad. A pad that is covered by a roof of sufficient size to completely exclude precipitation from contact with the pad shall have a minimum containment capacity of 100% of the capacity of the largest pesticide container or application equipment on the pad. Containment capacities as described above shall be maintained at all times. The above-specific minimum containment capacities do not apply to vehicles when delivering pesticide shipments to the mixing/loading site. States may have in effect additional requirements regarding well-head setbacks and operational containment.

Do not use flood irrigation to apply or incorporate this product. Product must be used in a manner which will prevent back siphoning in wells, spills or improper disposal of excess pesticide, spray mixtures or rinsates.

SPRAYER CLEANUP

To avoid subsequent injury to desirable crops, thoroughly clean all mixing and spray equipment immediately following applications of CANOPY XL as follows:*

1. Drain tank; thoroughly hose down the interior surfaces of the tank; then flush tank, boom, and hoses with clean water for a minimum of 5 minutes.
2. Partially fill the tank with water and add one of the cleaning agents listed below. Complete filling the tank with water, then flush the cleaning solution through the boom, hoses, and nozzles. Add water to completely fill the tank and allow to agitate or recirculate for at least 15 minutes. Again, flush the boom, hoses and nozzles, and drain the tank.
3. Remove the nozzles and screens and clean separately in a bucket containing water and the cleaning agent.
4. Repeat Step 2.
5. Thoroughly rinse the tank with clean water for a minimum of 5 minutes, flushing water through the boom and hoses.

NOTE: Use any of the following cleaning agents. Carefully read and follow the individual cleaning agent instructions.

1. One gallon of household ammonia (contains 3% active) per 100 gallons of water.
2. Nutra-Sol®
3. Loveland Tank and Equipment Cleaner®
4. Protank Cleaner®
5. Chem-Tank Cleaner and Neutralizer®
6. Incide-Out®
7. Tank-Aid®

*A steam cleaning of fiberglass or stainless steel aerial spray tanks is recommended prior to performing the above cleanout procedure to facilitate the removal of any caked deposits.

THE IMPORTANCE OF SOIL PH - ALL STATES

Soil pH varies greatly, even within the same field. pH variations as much as 2 pH units are common. Composite soil samples taken across an entire field, such as those samples taken for soil fertility recommendations, may not detect areas of high pH. Sub-sampling is recommended for areas likely to have pH values higher than the field average. The following is a non-inclusive list of potential high pH areas where subsampling is recommended.

- Where different soil types are evident within a field, sample soil types separately.
- Where conditions vary within a field, sample areas separately, such as:
 - areas bordered by limestone gravel roads,
 - river bottoms subject to flooding,
 - low areas in hardpan soils where evaporative ponds may occur,
 - eroded hillsides,
 - along drain tile lines, and
 - areas where drainage ditch spoil has been spread.
- Where lime has not been deeply incorporated, soil may exhibit significantly higher pH values in the upper 3 inches of soil. Composite soil samples taken at a 6-8 inch depth may not reflect the elevated pH near the surface. In these cases shallow sampling, the upper 3 inches, is advised.

Determine soil pH by laboratory analysis using a 1:1 soil:water suspension.

SPRAY DRIFT MANAGEMENT - ALL STATES

The interaction of many equipment and weather-related factors determines the potential for spray drift. The applicator is responsible for considering all these factors when making application decisions.

AVOIDING SPRAY DRIFT IS THE RESPONSIBILITY OF THE APPLICATOR.

IMPORTANCE OF DROPLET SIZE

The most effective way to reduce drift potential is to apply large droplets (>150 - 200 microns). The best drift management strategy is to apply the largest droplets that provide sufficient coverage and control. The presence of sensitive species nearby, the environmental conditions, and pest pressure may affect how an applicator balances drift control and coverage. **APPLYING LARGER DROPLETS REDUCES DRIFT POTENTIAL, BUT WILL NOT PREVENT DRIFT IF APPLICATIONS ARE MADE IMPROPERLY OR UNDER UNFAVORABLE ENVIRONMENTAL CONDITIONS!** See **Wind, Temperature and Humidity, and Temperature Inversions** sections of this label.

14/16

Controlling Droplet Size - General Techniques

- **Volume** - Use high flow rate nozzles to apply the highest practical spray volume. Nozzles with higher rated flows produce larger droplets.
- **Pressure** - Use the lower spray pressures recommended for the nozzle. Higher pressure reduces droplet size and does not improve canopy penetration. **WHEN HIGHER FLOW RATES ARE NEEDED, USE A HIGHER-CAPACITY NOZZLE INSTEAD OF INCREASING PRESSURE.**
- **Nozzle Type** - Use a nozzle type that is designed for the intended application. With most nozzle types, narrower spray angles produce larger droplets. Consider using low-drift nozzles.

BOOM HEIGHT

Setting the boom at the lowest labeled height (if specified) which provides uniform coverage reduces the exposure of droplets to evaporation and wind. For ground equipment, the boom should remain level with the crop and have minimal bounce.

WIND

Drift potential increases at wind speeds of less than 3 mph (due to inversion potential) or more than 10 mph. However, many factors, including droplet size and equipment type determine drift potential at any given wind speed. **AVOID GUSTY OR WINDLESS CONDITIONS.**

Note: Local terrain can influence wind patterns. Every applicator should be familiar with local wind patterns and how they affect spray drift.

TEMPERATURE AND HUMIDITY

When making applications in hot and dry conditions, set up equipment to produce larger droplets to reduce effects of evaporation.

TEMPERATURE INVERSIONS

Drift potential is high during a temperature inversion. Temperature inversions restrict vertical air mixing, which causes small suspended droplets to remain close to the ground and move laterally in a concentrated cloud. Temperature inversions are characterized by increasing temperature with altitude and are common on nights with limited cloud cover and light to no wind. They begin to form as the sun sets and often continue into the morning. Their presence can be indicated by ground fog; however, if fog is not present, inversions can also be identified by the movement of smoke from a ground source or an aircraft smoke generator. Smoke that layers and moves laterally in a concentrated cloud (under low wind conditions) indicates an inversion, while smoke that moves upward and rapidly dissipates indicates good vertical air mixing.

SHIELDED SPRAYERS

Shielding the boom or individual nozzles can reduce the effects of wind. However, it is the responsibility of the applicator to verify that the shields are preventing drift and not interfering with uniform deposition of the product.

AIR ASSISTED GROUND FIELD CROP SPRAYERS

Air assisted field crop sprayers carry droplets to the target via a downward directed air stream. Some may reduce the potential for drift, but if a sprayer is unsuitable for the application and/or set up improperly, high drift potential can result. It is the responsibility of the applicator to determine that a sprayer is suitable for the intended application, is configured properly, and that drift is not occurring.

Note: Air assisted field sprayers can affect product performance by affecting spray coverage and canopy penetration. Consult the application equipment section of this label to determine if use of an air assisted sprayer is recommended.

RESISTANCE MANAGEMENT- ALL STATES

When herbicides with the same mode of action are used repeatedly over several years to control the same weed species in the same field, naturally-occurring resistant weed biotypes may survive a correctly applied herbicide treatment, propagate, and become dominant in that field. These resistant weed biotypes may not be adequately controlled. Cultural practices such as tillage, preventing weed escapes from going to seed, and using herbicides with different modes of action within and between crop seasons can aid in delaying the proliferation and possible dominance of herbicide resistant weed biotypes.

Integrated Pest Management

DuPont recommends the use of Integrated Pest Management (IPM) programs to control pests. This product may be used as part of an Integrated Pest Management (IPM) program which can include biological, cultural, and genetic practices aimed at preventing economic pest damage. Application of this product should be based on IPM principles and practices including field scouting or other detection methods, correct target pest identification, population monitoring, and treating when target pest populations reach locally determined action thresholds. Consult your state cooperative extension service, professional consultants or other qualified authorities to determine appropriate action treatment threshold levels for treating specific pest/crop or site systems in your area.

IMPORTANT PRECAUTIONS - ALL STATES

1. Because most crops are highly sensitive to CANOPY XL, all direct or indirect contact (such as spray drift) to crops or to land scheduled to be planted to crops other than soybeans should be avoided.
2. Soybean stunting may occur if excessive rainfall occurs after application but before soybeans emerge. Injury is more prevalent under poor drainage or compacted conditions or when soil is saturated for long periods of time. Soybeans rapidly outgrow stunting once favorable growing conditions return.
3. Do not apply CANOPY XL if there are visible signs of cracking due to soybean emergence, or serious crop injury may result.
4. Seedling disease, nematodes, cold weather, deep planting (more than 2"), excessive moisture, high salt concentration, or drought may weaken soybean seedlings and increase the possibility of crop injury.

5. Do not apply to land that has been or will be treated with ALLY, GLEAN, or FINESSE herbicide in Nebraska and Kansas without observing the rotational crop intervals for those products.
6. Do not apply or drain or flush equipment on or near desirable trees or other plants, or on areas where their roots may extend, or in locations where the chemical may be washed or moved into contact with their roots, or injury to desirable trees and plants may occur
7. Do not use on lawns, walks, driveways, tennis courts or similar areas. Prevent drift of spray to desirable plants. Do not contaminate any body of water. Keep from contact with fertilizers, insecticides, fungicides and seeds during storage.
8. Thoroughly clean CANOPY XL from application equipment immediately after use and prior to spraying crops other than soybeans. Failure to remove even small amounts of CANOPY XL from application equipment may result in injury to subsequently sprayed crops.
9. Do not tank mix CANOPY XL with organophosphate insecticides. Do not apply CANOPY XL within 14 days before or after an application of an organophosphate insecticide, as severe crop injury may occur.

STORAGE AND DISPOSAL

Do not contaminate water, food or feed by storage or disposal.

Storage: Store product in original container only. Do not contaminate water, other pesticides, fertilizer, food or feed in storage. Store in a cool, dry place and avoid excess heat.

Product Disposal: If these wastes cannot be disposed of by use according to label instructions, contact your State Pesticide or Environmental Control Agency or the Hazardous Waste representative at the nearest EPA Regional office for guidance.

Container Disposal: Do not reuse the outer box or the resealable plastic bag. When all soluble packets are used, the outer packaging can be considered clean and may be disposed of in a sanitary landfill or by incineration, or by other methods approved by local, state and national authorities. If the resealable bag contains the product in any way, the bag must be triple-rinsed with clean water. Add the rinsate to the spray tank and dispose of the outer wrap as described above.

NOTICE TO BUYER: Purchase of this material does not confer any rights under patents of countries outside of the United States.

15/16

LIMITATION OF WARRANTY AND LIABILITY

NOTICE: Read This Limitation of Warranty and Liability Before Buying or Using This Product. If the Terms Are Not Acceptable, Return the Product at Once, Unopened, and the Purchase Price Will Be Refunded.

It is impossible to eliminate all risks associated with the use of this product. Such risks arise from weather conditions, soil factors, off target movement, unconventional farming techniques, presence of other materials, the manner of use or application, or other unknown factors, all of which are beyond the control of DuPont. These risks can cause: ineffectiveness of the product; crop injury, or; injury to non-target crops or plants.

DuPont does not agree to be an insurer of these risks. **WHEN YOU BUY OR USE THIS PRODUCT, YOU AGREE TO ACCEPT THESE RISKS.**

DuPont warrants that this product conforms to the chemical description on the label thereof and is reasonably fit for the purpose stated in the Directions for Use, subject to the inherent risks described above, when used in accordance with the Directions for Use under normal conditions.

DUPONT MAKES NO OTHER EXPRESS OR IMPLIED WARRANTY OF FITNESS OR OF MERCHANTABILITY OR ANY OTHER EXPRESS OR IMPLIED WARRANTY.

IN NO EVENT SHALL DUPONT OR SELLER BE LIABLE FOR ANY INCIDENTAL, CONSEQUENTIAL OR SPECIAL DAMAGES RESULTING FROM THE USE OR HANDLING OF THIS PRODUCT. BUYER'S OR USER'S BARGAINED-FOR EXPECTATION IS CROP PROTECTION. THE EXCLUSIVE REMEDY OF THE USER OR BUYER AND THE EXCLUSIVE LIABILITY OF DUPONT OR SELLER, FOR ANY AND ALL CLAIMS, LOSSES, INJURIES OR DAMAGES (INCLUDING CLAIMS BASED ON BREACH OF WARRANTY OR CONTRACT, NEGLIGENCE, TORT OR STRICT LIABILITY), WHETHER FROM FAILURE TO PERFORM OR INJURY TO CROPS OR OTHER PLANTS, AND RESULTING FROM THE USE OR HANDLING OF THIS PRODUCT, SHALL BE THE RETURN OF THE PURCHASE PRICE OF THE PRODUCT, OR AT THE ELECTION OF DUPONT OR SELLER, THE REPLACEMENT OF THE PRODUCT.


DuPont or its Ag Retailer must have prompt notice of any claim so that an immediate inspection of buyer's or user's growing crops can be made. Buyer and all users shall promptly notify DuPont or a DuPont Ag Retailer of any claims, whether based on contract, negligence, strict liability, other tort or otherwise or be barred from any remedy.

This Limitation of Warranty and Liability may not be amended by any oral or written agreement.

16/16

1. Trademark of Monsanto Agricultural Products Co.
2. Trademark of Novartis.
3. Manufactured by Sandoz Chemicals Inc.
4. Trademark of American Cyanamid Corp.
5. Trademark of Dow Elanco
6. Trademark of FMC Corp.
7. Trademark of ZENECA
8. Compounded for Thomas G. Kilfoil Co., Inc.
9. Trademark of Loveland Industries, Inc.
10. Manufactured for Cenex/Land 'O Lakes Agronomy Co.
11. Manufactured by Farmbelt Chemicals, Inc.
12. Trademark of Precision Laboratories, Inc.
13. Manufactured for Corbelt Chemical Co.
14. Trademark of Bayer Corporation

D-655 113098



For product information call 1-888-6-DUPONT
© 1998 E. I. du Pont de Nemours and Company, Agricultural Products, Wilmington, Delaware 19898

NEXT

LABEL

352-589

3-9-1999

SUPPLEMENTAL LABELING 1/2



**DuPont Agricultural
Products**

"..... A Growing Partnership With Nature"



CANOPY XL® HERBICIDE
CANOPY XL APPLIED AT 2.5 OZ/ACRE
FOR USE IN VARIABLE SOILS
IN IA, IL, KS, MO, AND NE

CANOPY XL® HERBICIDE

Reg. No. 352-589

CANOPY XL APPLIED AT 2.5 OZ/ACRE FOR BURNDOWN AND LIMITED RESIDUAL CONTROL IN VARIABLE pH SOILS

Canopy XL herbicide at 2.5 oz/acre may be applied for burndown and limited residual control of winter and summer annual broadleaf weeds in conservation tillage in the states of Iowa outside of the Nicollet-Clarion-Webster and Hamburg-Ida-Monan soil associations, Illinois, Kansas, Missouri except the bootheel, and Nebraska east of highway 281 and south of highway 30.

DIRECTIONS FOR USE

- It is a violation of federal law to use this product in a manner inconsistent with its labeling.
- Before using Canopy XL, read and carefully observe the cautionary statements and all other information in the Canopy XL Specimen Label.

Application Rate and Adjuvants

Canopy XL applied at 2.5 oz/acre is recommended for burndown of existing summer and winter annuals and limited preemergence control of certain broadleaf weeds (see Weeds Controlled list below). For burndown, always include a Crop Oil Concentrate at 1% v/v (1 gallon per 100 gallons of finished spray).

Application Timing

Canopy XL at 2.5 oz/acre can be applied to conservation tillage fields up to 45 days before planting soybeans and at-planting or immediately after planting, but prior to soybean emergence.

Application Equipment and Spray Volumes

Apply uniformly by ground equipment using a properly calibrated fixed boom sprayer. Use 10-40 gallons per acre at 20-40 psi. For burndown applications of existing vegetation, use flat fan nozzles and a minimum of 20 gallons per acre to insure good spray coverage of the weeds to be burned down.

Weeds Controlled

Burndown control of existing winter and summer annuals

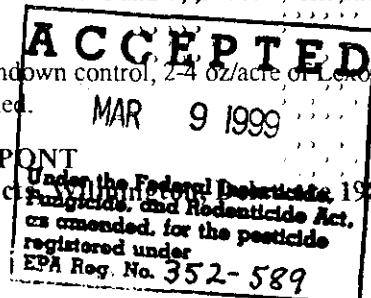
Canopy XL at 2.5 oz/acre applied prior to planting will provide burndown control of certain 1-3" annual broadleaf weeds and winter annuals. To obtain burndown of the species listed below, always use Canopy XL plus 1% COC. For enhanced burndown control, 1 pint of 2,4-D LVE (0.5 lbs a.e./A) may be added up to 7 days prior to planting.

Annual grasses	Marestail	Shepherd's purse
Dandelion	Mustard, wild	Smartweeds, annual
Henbits	Pennycress	Sunflower
Lambsquarters	Pigweeds	Velvetleaf
Lettuce, Prickly	Ragweed, Giant	Wild Garlic*
Purple Deadnettle	Ragweed, Common	

* always add 1 pt 2,4-D LVE

The annual grasses should not exceed 1" in height. For burndown of annual grasses taller than 1", add 2.5 - 5.0 oz/acre Assure II. The broadleaf weeds should not exceed 3" in height. To burndown weeds exceeding 3", 2.5 oz/acre Canopy XL may be tankmixed with Roundup¹ Ultra, Gramoxone² Extra, Bronco¹, or 2,4-D LVE. Always include crop oil concentrate at 1% V/V (1 gallon per 100 gallons of spray mix). When tank mixing with Roundup Ultra or Bronco, refer to these product labels for specific adjuvant recommendations, however to optimize burndown from the Canopy XL, add .25% NIS when tankmixing Canopy XL with Roundup Ultra or Bronco. To select the proper burndown product, identify the weeds that need to be controlled and consult the product labels to determine which product is needed. Consult the companion burndown herbicide for use instructions, rates, precautions, restrictions and other use information.

For chickweed burndown control, 2.4 oz/acre of Lethone or Sencor⁷ may be added.



For product information call 1-888-6-DUPONT

© 1998 E. I. du Pont de Nemours and Company, Agricultural Products Division

H -

Page 1 of 2

2/2

Preemergence

When used according to this label, 2.5 oz/acre of Canopy XL will provide limited preemergence control of the weeds below to contribute a clean seed bed at planting. For season-long control, a planned PRE or POST sequential program is required.

Pigweeds,	Waterhemp	Palmer amaranth
Redroot and smooth	Lambsquarters	Nightshade, eastern black
Jimsonweed	Smartweed	Velvetleaf
Ragweed, common	Carpetweed	Ragweed, giant**
Morningglories,	Cocklebur**	Prickly Sida**
annual, ivyleaf, pitted**		Foxtail, species**
Crabgrass, species**	Barnyardgrass**	Nutsedge, yellow**

**Due to heavy weed pressure, delayed planting, or adverse environmental conditions, additional burndown control measures may be required at planting. For enhanced residual control, 2-4 oz/acre Lexone or Sencor may be tankmixed with 2.5 oz/acre Canopy XL.

For Season-long Grass and Broadleaf Control

2.5 oz/acre Canopy XL will not provide season-long preemergence control of annual grasses and broadleaf weeds. For season-long control:

- when used on soils with pH 6.8 or less, 2.5 oz/acre Canopy XL may be followed as needed by sequential applications of such postemergence herbicides as Classic, Synchrony STS, Reliance STS, Pinnacle or Assure II.
- when used on soils with pH's above 6.8, 2.5 oz/acre Canopy XL may be followed as needed by postemergence grass and/or broadleaf herbicides such as Dupont Assure II or Pinnacle. Do not apply any additional chlorimuron ethyl containing herbicides (Classic, Synchrony STS, Reliance STS) on soils above pH 6.8.
- 2.5 oz/acre Canopy XL may be tank mixed or followed as needed with a preemergence grass herbicide such as Lasso¹, Dual³, Dual II³, Prowl⁴, Command⁵, or Frontier⁶.
- 2.5 oz/acre Canopy XL may be followed with Roundup Ultra in Roundup Ready⁷ soybeans.

Refer to the preemergence or postemergence herbicide labels for specific information regarding use rates, pre-plant intervals, application timing, grasses controlled, precautions, restrictions, and other information.

IMPORTANT

BEFORE USING CANOPY XL, READ AND CAREFULLY OBSERVE THE CAUTIONARY STATEMENTS AND ALL OTHER INFORMATION APPEARING ON THE CANOPY XL SPECIMEN LABEL.

Follow rotational crop interval recommendations on the Canopy XL EPA-Registered label. After use of 2.5 oz/acre Canopy XL per these supplemental use directions, follow Rotational Guideline 1, Midwest States on the Canopy XL label.

This bulletin contains new or supplemental instructions for use of this product that may not appear on the package label. Follow the instructions carefully.

This labeling must be in possession of the user at the time of pesticide application.

¹ Trademark of Monsanto Agricultural Products, Co.

² Trademark of Zeneca, Inc.

³ Trademark of Novartis

⁴ Trademark of American Cyanamid Corp.

⁵ Trademark of FMC Corp.

⁶ Trademark of BASF AG

⁷ Trademark of Bayer Corporation

D-112098

For product information call 1-888-6-DUPONT

© 1998 E. I. du Pont de Nemours and Company, Agricultural Products, Wilmington, Delaware 19898