

PLEASE NOTE

This image contains more than one label approved for this product on this date.

352-585

12/01/2004

1/12



UNITED STATES ENVIRONMENTAL PROTECTION AGENCY

WASHINGTON, D.C. 20460

DEC - 1 2004

OFFICE OF
PREVENTION, PESTICIDES
AND TOXIC SUBSTANCES

Ms. Rebecca M. Ashley
E.I. DuPont de Nemours & Company
DuPont Crop Protection
Stine-Haskell Research Center
P.O. Box 30
Newark, DE 19714-0030

Dear Ms. Ashley:

Subject: DuPont Basis Gold Herbicide (Supplemental Label and Sticker for Atrazine Products)
EPA Registration No. 352-585 ✓
DuPont Leadoff Herbicide
EPA Registration No. 352-600
DuPont Steadfast ATZ Herbicide
EPA Registration No. 352-619
DuPont Cinch ATZ Herbicide
EPA Registration No. 352-624
Application Dated September 9, 2004

The labeling referred to above, submitted in connection with registration under the Federal Insecticide, Fungicide, and Rodenticide Act, as amended is acceptable, provided you make the following change before you release the product for shipment.

-On page 6, revise "SCS" to read "Natural Resource Conservation Service"

Submit two (2) copies of your final printed labeling incorporating the above change before you release the product for shipment. Amended labeling supercedes all previously accepted ones. A stamped copy of labeling is enclosed for your records.

Sincerely,

James A. Tompkins
James A. Tompkins
Product Manager 25
Herbicide Branch
Registration Division (7505C)

DuPont™ Basis Gold® Herbicide (EPA Reg. No. 352-585) ✓
DuPont™ Steadfast® ATZ Herbicide (EPA Reg. No. 352-619)
Leadoff™ Herbicide (EPA Reg. No. 352-600)
DuPont™ Cinch® ATZ Herbicide (EPA Reg. No. 352-624)
DuPont™ Cinch® ATZ Lite Herbicide (EPA Reg. No. 352-623)

2/12

Supplemental Labeling

REQUIREMENTS OF ATRAZINE MEMORANDUM OF AGREEMENT

USE REQUIREMENTS FOR ATRAZINE-CONTAINING PRODUCTS

STOP!: Use requirements in this supplemental labeling supersede the requirements specified on labeling attached to the product containers of all atrazine-containing products, unless existing product labeling or state/local requirements are more restrictive. Refer to Appendix 1 at end of this supplemental labeling for a listing of Registered Products to which the following requirements apply:

RESTRICTED USE PESTICIDE:

Any product that contains greater than 4% atrazine active ingredient is Restricted Use


RESTRICTED USE PESTICIDE:
Due to ground and surface water concerns. For retail sale to and use only by Certified Applicators or persons under their direct supervision, and only for those uses covered by the Certified Applicator's certification.

ACCEPTED
with COMMENTS
In EPA Letter Dated:

DEC - 1 2004

Under the Federal Insecticide,
Fungicide, and Rodenticide Act,
as amended, for the pesticide
registered under EPA Reg. No.

352-585



PRECAUTIONARY STATEMENTS HAZARD TO HUMANS

Personal Protective Equipment (PPE)

Some materials that are chemical-resistant to this product are listed below. If you want more options follow the instructions for category (see Appendix 1 for appropriate glove category) on an EPA chemical resistant category selection chart.

1. **Liquid Products, Wettable Powders and Dry Solubles packaged in water soluble packets:**
 - a. **Mixers, loaders, applicators, flaggers and other handlers must wear:**
 - long-sleeve shirt and long pants; shoes plus socks, chemical-resistant gloves (see Appendix 1 for appropriate glove category), and chemical resistant apron when mixing/loading, cleaning up spills, cleaning equipment, or otherwise exposed to the concentrate.
 - b. **Applicators using spray equipment mounted on their backs must wear:**
 - coveralls over long-sleeve shirt and long pants; chemical-resistant footwear plus socks, chemical-resistant gloves (see Appendix 1 for appropriate glove category)
2. **Wettable Powders:**
 - water-soluble packaging is required.
 - see above for personal protective equipment requirements.
3. **Dry Flowables & Water Dispersible Granules:**
 - water-soluble packaging optional
 - if in water-soluble packaging, see above for personal protective requirements.
 - if not in water-soluble packaging, **mixers/loaders, cleaners of equipment or spills, and other handlers exposed to the concentrate must wear:**
 - coveralls over long-sleeve shirt and long pants, chemical-resistant gloves category A, chemical-resistant footwear plus socks, and chemical-resistant apron plus a NIOSH-approved dust/mist filtering respirator with any N, R, P, or HE filter or a NIOSH-approved dust/mist filtering respirator with approval number prefix TC-21C.
 - if not in water-soluble packaging, **applicators and other handlers exposed to the diluted product must wear:**
 - long-sleeve shirt and long pants, shoes plus socks and chemical-resistant gloves (see Appendix 1 for appropriate glove category).
 - **Applicators using spray equipment mounted on their backs must wear:**
 - coveralls over long-sleeve shirt and long pants; chemical-resistant footwear plus socks, chemical-resistant gloves (see Appendix 1 for appropriate glove category).
 - if not in water-soluble packaging, aerial application is prohibited.

4. Granular Products:

- **Applicators and other handlers must wear:** long-sleeve shirt, long pants, shoes, and socks.

Follow manufacturer's instructions for cleaning/maintaining PPE. If no such instructions for washables exist, use detergent and hot water. Keep and wash PPE separately from other laundry.

ENGINEERING CONTROLS

Mixers and loaders supporting aerial applications **at a rate greater than 3 lbs ai/A** must use a closed system that meets the requirements for dermal protection listed in 40 CFR 170.240(d)(4) and must: wear the personal protective equipment required for mixers and loaders, wear protective eyewear if the system operates under pressure, and be provided and have immediately available chemical resistant footwear for use in an emergency, such as a spill or equipment breakdown.

Pilots must use an enclosed cockpit as defined in 40 CFR 170.240(d)(6)) for aerial applications. Pilots must wear the PPE required on this labeling for applicators, however, they need not wear chemical-resistant gloves when using an enclosed cockpit.

Human flaggers supporting aerial applications must use enclosed cabs as defined in 40 CFR 170.240(d)(5)).

Water soluble packets when used correctly qualify as a closed mixing/loading system under 40 CFR 170.240(d)(4). Mixers and loaders using water soluble packets must: wear the personal protective equipment required on this labeling for mixers and loaders, and be provided and have immediately available chemical resistant footwear for use in an emergency, such as a broken package, spill, or equipment breakdown.

<p>User Safety Recommendations:</p> <ul style="list-style-type: none"> • Users should wash hands before eating, drinking, chewing gum, using tobacco, or using the toilet. • Users should remove clothing/PPE immediately if pesticide gets inside. Then wash thoroughly and put on clean clothing. • Users should remove PPE immediately after handling this product. Wash the outside of gloves before removing. As soon as possible, wash thoroughly and change into clean clothing.

Environmental Hazards

Atrazine can travel (seep or leach) through soil and can enter ground water which may be used as drinking water. Atrazine has been found in ground water. Users are advised not to apply atrazine to sand and loamy sand soils where the water table (ground water) is close to the surface and where these soils are very permeable; i.e., well-drained. Your local agricultural agencies can provide further information on the type of soil in your area and the location of ground water.

Product must not be mixed or loaded, or used within 50 feet of all wells, including abandoned wells, drainage wells, and sink holes. Operations that involve mixing, loading, rinsing, or washing of this product into or from pesticide handling or application equipment or containers within 50 ft. of any well are prohibited, unless conducted on an impervious pad constructed to withstand the weight of the heaviest load that may be positioned on or moved across the pad. Such a pad shall be designed and maintained to contain any product spills or equipment leaks, container or equipment rinse or wash water, and rain water that may fall on the pad. Surface water shall not be allowed to either flow over or form the pad which means the pad must be self-contained. The pad shall be sloped to facilitate material removal. An unroofed pad shall be of sufficient capacity to contain at a minimum 110% of the capacity of the largest pesticide container or application equipment on the pad. A pad that is covered by a roof of sufficient size to completely exclude precipitation from contact with the pad shall have a minimum containment of 100% of the capacity of the largest pesticide container or application equipment on the pad. Containment capacities as described above shall be maintained at all times. The above-specified minimum containment capacities do not apply to vehicles when delivering pesticide to the mixing/loading sites.

Additional State imposed requirements regarding well-head setbacks and operational area containment must be observed.

Product must not be mixed or loaded within 50 feet of intermittent streams and rivers, natural or impounded lakes and reservoirs. Product must not be applied within 66 feet of points where field surface water runoff enters perennial or intermittent streams and rivers or within 200 feet of natural or impounded lakes and reservoirs. If this product is applied to highly erodible land, the buffer or setback from runoff entry points must be planted to crop, or seeded with grass or other suitable crop.

This pesticide is toxic to aquatic invertebrates. Do not apply directly to water, to areas where surface water is present, or to intertidal areas below the mean high water mark. Do not apply when weather conditions favor drift from treated areas. Runoff and drift from treated areas may be hazardous to aquatic organisms in neighboring areas. Do not contaminate water when cleaning equipment or disposing of equipment wash water.

6/12

One of the following restrictions must be used in applying Atrazine to tile outletted fields containing standpipes:

- Do not apply within 66 feet of standpipes in tile-outletted fields.
- Apply this product to the entire tile-outletted field and immediately incorporate it to a depth of 2-3 inches in the entire field.
- Apply this product to the entire tile-outletted field under a no-till practice only when a high crop residue management practice is practiced. High crop residue management is described as a crop management practice where little or no crop residue is removed from the field during and after crop harvest.

DIRECTIONS FOR USE:

ANY USE OF THIS PRODUCT IN AN AREA WHERE USE IS PROHIBITED IS A VIOLATION OF FEDERAL LAW. Before using this product, you must consult the Atrazine Watershed Information Center (AWIC) to determine whether the use of this product is prohibited in your watershed. AWIC can be accessed through [www.atrazine-watershed.info], or [1-866-365 3014]. If use of this product is prohibited in your watershed, you may return this product to your point of purchase or contact [registrant] for a refund. (Note: This statement is needed only if product contains greater than 4% active ingredient)

Agricultural Use Requirements:

Do not enter or allow entry into treated areas during the restricted entry interval (REI) of 12 hours.

PPE required for early entry to treated areas that is permitted under the Worker Protection Standard and that involves contact with anything that has been treated, such as plants, soil, or water, is:

- coveralls,
- shoes plus socks
- chemical-resistant gloves such as barrier laminate, butyl rubber \geq 14 mils, polyvinyl chloride (PVC) \geq 14 mils or viton \geq 14 mils.

Non-Agricultural Use Requirements:

When applied as spray: DO NOT ALLOW PEOPLE OR PETS TO ENTER THE TREATED AREA UNTIL SPRAYS HAVE DRIED.

When applied dry: DO NOT ENTER OR ALLOW OTHERS TO ENTER UNTIL DUSTS HAVE SETTLED.

When applied as a solid (i.e. granular) and watered-in: DO NOT ENTER OR ALLOW OTHERS (INCLUDING CHILDREN OR PETS) TO ENTER THE TREATED AREAS (EXCEPT THOSE INVOLVED IN THE WATERING) UNTIL THE WATERING-IN IS COMPLETE AND THE SURFACE DRY.

If soil incorporation is required after the application: Do not enter or allow others to enter the treated area (except those persons involved in the incorporation) until the incorporation is complete.

If the incorporation is accomplished by watering-in: DO NOT ENTER OR ALLOW OTHERS TO ENTER THE TREATED AREA UNTIL THE SURFACE IS DRY AFTER THE WATERING-IN.

Precautions and Restrictions:

1. Do not apply this product through any type of irrigation system.
2. Aerial application of dry flowable products that are not packaged in water soluble bags is prohibited.
3. Water-soluble packaging is required for wettable powder formulation.
4. Products labeled for any crop listed below must follow the crop specific limitations:

a. Corn And Sorghum

1. For soil applications prior to crop emergence.

- a. On highly erodible soils (as defined by SCS).
 - -If conservation tillage is practiced, leaving at least 30% of the soil covered with plant residues at planting, apply a maximum of 2 lbs. a.i. per acre as a broadcast application.
 - -If the soil coverage with plant residue is less than 30% at planting, a maximum of 1.6 lbs. a.i. per acre as a broadcast application may be applied.
- b. On soils not highly erodible:
 - Apply a maximum of 2 lbs. a.i. per acre as a broadcast application.

2. For post-emergence applications after crop emergence.
 - Post-emergent applications to corn and sorghum must be made before the crop reaches 12 inches in height.
 - If no atrazine was applied prior to corn emergence, apply a maximum of 2 lbs. a.i. per acre broadcast.
3. Where both a pre-emergence and a post-emergence are used, the total atrazine applied in the pre-emergence PLUS post-emergence treatment cannot exceed 2.5 lbs. active ingredient per acre per calendar year.
4. For all tank mixtures and sequential treatment of products containing atrazine, the total lbs. a.i. of atrazine applied cannot exceed 2.5 pounds active ingredient per year.

Pre-harvest Intervals:

1. Field Corn: Do not harvest for forage within 60 days of application.
2. Sweet Corn: Do not harvest for forage within 45 days of application.
3. Sorghum: Do not harvest for forage within 60 days of a pre-emergence application and 45 days of a post-emergent application.

b. Other crops (Maximum application rates):

1. **Sugarcane:** Single application = 4 lbs. a.i. per acre.
Maximum to any one crop of sugarcane = 10.0 lbs. a.i. per acre.
2. **Guava:** Single application = 4 lb. a.i./A.
Maximum per year = 8 lb. a.i./A.
3. **Macadamia Nuts:** Single application = 4 lb. a.i./A.
Maximum per year = 8 lb. a.i./A.

c. Products with Chemical Fallow Instructions (Maximum application rates):

1. For soils in North and South Dakota with a pH of 7.5 or greater: Labels must reflect the maximum single application rate of 1.5 pounds a.i. /acre. Only one application is allowed per season.
2. For soils in North and South Dakota with a pH of less than 7.5, labels must reflect the maximum single application rate of 2 pounds a.i./ acre. Only one application is allowed per season.
3. For all other sites: Labels must reflect the maximum single application rate of 2.25 pounds a.i./ acre. Only one application is allowed per season.

d. Products with Sod Farm Use Instructions (Maximum application rates):

1. For muck or peat soils only: The maximum single application rate is 4 pounds a.i. per acre. A maximum of 6 pounds a.i. may be applied per acre per calendar year.

2. For sand soil only: The maximum single application rate is 2 pounds a.i. per Acre. A maximum of 3 pounds a.i. may be applied per calendar year.

e. Conservation Reserve Program (CRP):

1. Do not graze forage or cut forage for hay.
2. Under severe drought conditions, the Conservation Reserve Program allows grazing and making of hay from CRP acres, as so specified by the local Agricultural Stabilization & Conservation Service (ASCS) office.
3. This label does not allow grazing or making of hay from CRP acres that have been treated with atrazine under any circumstances.

f. Dry Bulk Fertilizer Impregnation

1. Impregnation of dry bulk fertilizer is restricted to commercial facilities. On-farm impregnation of dry bulk fertilizer is prohibited.
2. Impregnation of dry bulk fertilizer in commercial facilities is limited to 500 tons per day for no more than 30 days per year.

g. Lawns and Turf (not Sod Farms):

1. The maximum single application rate for liquid formulations on residential lawns and turf is 1 lb ai/A (liquid products containing >4% ai are restricted use)
2. Granular lawn products must be watered in.
3. Turfgrass at Residential Sites (including home daycare facilities, schools, playgrounds, parks, recreational areas and sports fields):
Single application = 1 lb a.i./A. Maximum per year = 2 lb a.i./A.

h. Conifers: Single application = 4 lbs. a.i. per acre. Maximum per year = 4 lbs. a.i. per acre.

i. Rights-of-Way/Roadsides: Single application = 1 lb. a.i./A. Maximum per year = 1 lb. a.i./A.

j. Conservation Reserve Program (CRP): Single application at 2 lb a.i./A.

k. For all tank mixtures and sequential treatment of products containing atrazine, the total lbs. a.i. of atrazine applied cannot exceed the application limits described above.

Precautions and Restrictions for Homeowner Products:

1. Application of granular lawn products when using hand-held devices (e.g. belly grinder) is restricted to spot applications only.
2. Applications of granular lawn products by hand is prohibited
3. **Granular lawn products must be watered in immediately after application.**
4. **Do not apply this product in a way that will contact any person or pet either directly or through drift.**
5. The maximum single application rate for liquid formulations on residential lawns and turf is 1 lb ai/A (liquid products containing >4% ai are restricted use). Maximum of two applications per year.

APPENDIX 1

REGISTERED PRODUCTS SUBJECT TO ATRAZINE MEMORANDUM OF AGREEMENT

REGISTRANT'S NAME

EPA Reg. No.	Product Name	Glove Category
352-563	DuPont™ Basis Gold®	A
352-600	Leadoff™	C
352-619	DuPont™ Steadfast® ATZ	A
352-623	DuPont™ Cinch® ATZ Lite	A
352-624	DuPont™ Cinch ATZ	A

12/12

STOP!

Use of this product must comply with requirements of the Memorandum of Agreement (MOA) between the U.S. Environmental Protection Agency and registrants of pesticide products containing the active ingredient Atrazine (Effective Date: May 28, 2004). This atrazine-containing product must be used in accordance with supplemental labeling entitled "REQUIREMENTS OF ATRAZINE MEMORANDUM OF AGREEMENT," which must be provided at point of sale. It is a violation of FIFRA to use this product in a manner inconsistent with this supplemental labeling. Additional copies of supplemental labeling are available at <http://cropprotection.dupont.com>, or contact your dealer, or call 1-888-6-DUPONT.

Minimum sticker size = 6 sq. in.

NEXT

LABEL

352-585

12/01/2004

1/15



UNITED STATES ENVIRONMENTAL PROTECTION AGENCY

WASHINGTON, D.C. 20460

DEC - 1 2004

OFFICE OF
PREVENTION, PESTICIDES
AND TOXIC SUBSTANCES

Ms. Rebecca M. Ashley
E.I. DuPont de Nemours & Company
DuPont Crop Protection
Stine-Haskell Research Center
P.O. Box 30
Newark, DE 19714-0030

Dear Ms. Ashley:

Subject: DuPont Basis Gold Herbicide (Revise Based on Atrazine MOA)
EPA Registration No. 352-585
Application Dated September 9, 2004

The labeling referred to above, submitted in connection with registration under the Federal Insecticide, Fungicide, and Rodenticide Act, as amended is acceptable, provided you make the following change before you release the product for shipment.

-On page 3, the second column, add the phrase "soils (as defined by the Natural Resource Conservation Service)" to the first paragraph between "highly erodible" and "if". Also, add the phrase "(as defined by the Natural Resource Conservation Service)" to the second paragraph between "soils" and "if".

Submit two (2) copies of your final printed labeling incorporating the above change before you release the product for shipment. Amended labeling supercedes all previously accepted ones. A stamped copy of labeling is enclosed for your records.

Sincerely,


Vickie K. Walters for
James A. Tompkins
Product Manager 25
Herbicide Branch
Registration Division (7505C)



DuPont™ Basis Gold®

herbicide

DRAFT LABEL



“..... A Growing Partnership With Nature”

DUPONT™ BASIS GOLD® HIGHLIGHTS

- BASIS GOLD® provides selective postemergence grass and broadleaf weed control in field corn.
- Apply at a rate of 14 oz per acre. One 17.5 lb bag will treat 20 acres.
- Include an adjuvant as recommended in this label. The use of nitrogen fertilizer is required in addition to the use of a crop oil concentrate or non-ionic surfactant. See SPRAY ADDITIVES.
- BASIS GOLD® may be applied by ground (broadcast or band) only. Aerial applications are prohibited.
- BASIS GOLD® may be tankmixed with other herbicides for increased postemergence control of grass and broadleaf weeds and extended residual control of later emerging grasses.
- For ground application, apply in a minimum of 15 gal of water at 20-40 PSI using flat fan nozzles for best results.
- Apply to actively growing grass and broadleaf weeds at the recommended sizes. See RATE.
- Applications to grass and broadleaf weeds or corn under stress may affect the performance of BASIS GOLD® or in some cases reduce crop tolerance. See ENVIRONMENTAL CONDITIONS.
- Consult label text for complete instructions. Always read and follow label directions for use.

TABLE OF CONTENTS

Precautionary Statements 1

Directions For Use 2

General Information 3

 When to Apply 3

 Timing to Crop Stage 3

 Timing to Weeds 3

 Rate 3

 Spray Adjuvants 4

 Mixing Instructions 4

Sequential Applications 5

Tank Mix Applications 5

Environmental Conditions
 and Biological Activity 7

Soil Insecticide Interaction Information 8

Sequential Applications 8

Cultivation 8

Crop Rotation 8

Application Information 8

 Ground Application 8

Sprayer Preparation/Cleanup 9

Spray Drift 9


Resistance 10

Integrated Pest Management 10

Important Precautions 10

Storage and Disposal 11

Notice of Warranty 12



4/15

RESTRICTED USE PESTICIDE

For retail sale to and use only by Certified Applicators or persons under their direct supervision and only for those uses covered by the Certified Applicator's certification.

This product is a restricted use herbicide due to ground and surface water concerns. Users must read and follow all precautionary statements and instructions for use in order to minimize potential for atrazine to reach ground and surface water.



DuPontTM Basis Gold[®]

herbicide

For use in Field Corn

<u>Active Ingredients</u>	<u>Percent By Weight</u>
Nicosulfuron 2-[[[(4,6-dimethoxypyrimidin-2-yl)aminocarbonyl]aminosulfonyl]-N,N-dimethyl-3-pyridinecarboxamide	1.34%
Rimsulfuron N((4,6-dimethoxypyrimidin-2-yl)aminocarbonyl)-3-(ethylsulfonyl)-2-pyridinesulfonamide	1.34%
Atrazine 2-chloro-4-(ethylamino)-6-(isopropylamino)-s-triazine	82.44%
Related compounds	4.34%
<u>Inert Ingredients</u>	<u>10.54%</u>
TOTAL	100.00%

EPA Reg. No. 352-585

**ACCEPTED
with COMMENTS
In EPA Letter Dated**

DEC - 1 2004

**Under the Federal Insecticide,
Fungicide, and Rodenticide Act,
as amended, for the pesticide
registered under EPA Reg. No.
352-585**

KEEP OUT OF REACH OF CHILDREN

CAUTION

PRECAUTIONARY STATEMENTS HAZARD TO HUMANS AND DOMESTIC ANIMALS

Caution! Harmful if swallowed, inhaled or absorbed through skin. Causes moderate eye irritation. Do not breathe dust or spray mist. Avoid contact with eyes, skin or clothing.

FIRST AID

IF SWALLOWED:

- Call poison control center or doctor immediately for treatment.
- Have person sip a glass of water if able to swallow.
- Do not induce vomiting unless told to do so by the poison control center or doctor.
- Do not give anything by mouth to an unconscious person.

IF INHALED:

- Move person to fresh air.
- If person is not breathing, call 911 or an ambulance, then give artificial respiration, preferably by mouth-to-mouth, if possible
- Call a poison control center or doctor for further treatment advice.

IF ON SKIN OR CLOTHING:

- Take off contaminated clothing.
- Rinse skin immediately with plenty of water for 15-20 minutes.
- Call a poison control center or doctor for treatment advice.

IF IN EYES:

- Hold eye open and rinse slowly and gently with water for 15-20 minutes.
- Remove contact lenses, if present, after the first 5 minutes, then continue rinsing the eye.
- Call a poison control center or doctor for treatment advice.

Have the product container or label with you when calling a poison control center or doctor, or going for treatment. You may also contact 1-800-441-3637 for emergency medical treatment information.

Note to physician: There is no specific antidote for atrazine. If this product is ingested, induce emesis or lavage stomach. The use of an aqueous slurry of activated charcoal may be considered.

PRECAUTIONARY STATEMENTS

(continued on next page)

5/15

PRECAUTIONARY STATEMENTS

(continued)

PERSONAL PROTECTIVE EQUIPMENT

Some materials that are chemical resistant to this product are listed below. If you want more options follow the instructions for Category A on the EPA chemical resistance category selection chart.

Mixers, loaders, cleaners of equipment or spills, and other handlers must wear:

- Coveralls over long sleeved shirt and long pants
- Chemical Resistant Gloves Category A (such as butyl rubber, natural rubber, neoprene rubber, or nitrile rubber) ≥14 mils
- Chemical-resistant footwear plus socks
- A NIOSH approved dust mist filtering respirator with any N, R, P, or HE filter or a NIOSH-approved dust/mist filtering respirator with approval number prefix TC-21C.

Applicators and all other handlers exposed to the dilute must wear:

- Long sleeved shirt and long pants,
- Shoes plus socks
- Chemical Resistant Gloves Category A (such as butyl rubber, natural rubber, neoprene rubber, or nitrile rubber) ≥14 mils.

See engineering controls for additional requirements.

Follow manufacturer's instructions for cleaning and maintaining PPE. If no such instructions for washables, use detergent and hot water. Keep and wash PPE separately from other laundry.

Discard clothing and other absorbent materials that have been drenched or heavily contaminated with this product's concentrate. Do not reuse them.

ENGINEERING CONTROL STATEMENT

When handlers use enclosed cabs in a manner that meets the requirements listed in the Worker Protection Standards (WPS) for agricultural pesticides [40 CFR 170.240(d)(4-6)], the handler PPE requirements may be reduced or modified as specified in the WPS.

USER SAFETY RECOMMENDATIONS

Users should: Wash hands before eating, drinking, chewing gum, using tobacco or using the toilet. Remove clothing/PPE immediately if pesticide gets inside. Then wash thoroughly and put on clean clothing. Remove PPE immediately after handling this product. Wash the outside of gloves before removing. As soon as possible, wash thoroughly and change into clean clothing.

ENVIRONMENTAL HAZARDS

Atrazine, one of the active ingredients of DuPont™ BASIS GOLD®, is a pesticide that can move (seep or travel) through soil and can contaminate groundwater that may be used as drinking water. Atrazine has been found in groundwater. Users are advised not to apply BASIS GOLD® where the water table (groundwater) is close to the surface and where the soils are very permeable (i.e. well drained soils). Local agricultural agencies can provide further information on the type of soil in your area and the location of groundwater.

Do not store, use and mix and load within 50 feet of all wells, including abandoned wells, drainage wells, and sink holes. Operations that involve mixing, loading, rinsing, or washing of this product into or from pesticide handling or application equipment or containers within 50 ft. of any well are prohibited, unless conducted on an impervious pad

constructed to withstand the weight of the heaviest load that may be positioned on or moved across the pad. Such a pad shall be designed and maintained to contain any product spills or equipment leaks, container or equipment rinse or wash water, and rain water that may fall on the pad. Surface water shall not be allowed to either flow over or from the pad which means the pad must be self-contained. The pad shall be sloped to facilitate material removal. An unroofed pad shall be of sufficient capacity to contain at a minimum 110% of the capacity of the largest pesticide container or application equipment on the pad. A pad that is covered by a roof of sufficient size to completely exclude precipitation from contact with the pad shall have a minimum containment of 100% of the capacity of the largest pesticide container or application equipment on the pad. Containment capacities as described above shall be maintained at all times. The above-specified minimum containment capacities do not apply to vehicles when delivering pesticide to the mixing/loading sites.

Additional state requirements regarding well-head setbacks and operational are containment must be observed.

Do not mix or load within 50 feet of intermittent streams and rivers, natural or impounded lakes and reservoirs. Do not apply within 66 feet of points where field surface water runoff enters perennial or intermittent streams and rivers or within 200 feet of natural or impounded lakes and reservoirs. If this product is applied to highly erodible land, the 66 foot buffer or setback from runoff entry points must be planted to crop, or seeded with grass or other suitable crop.

Tile-Terraced Fields Containing Standpipes

One of the following restrictions must be used when applying atrazine to tile-terraced fields containing standpipes:

1. Do not apply within 66 feet of standpipes in tile-outletted terraced fields.
2. Apply this product to the entire tile-outletted terraced field and immediately incorporate it to a depth of 2 - 3 inches in the entire field.
3. Apply this product to the entire tile-outletted terraced field under a no-till practice only when a high crop residue management practice is practiced. High crop residue management is described as a crop management practice where little or no crop residue is removed from the field during and after crop harvest.

Atrazine is toxic to aquatic invertebrates. Do not apply directly to water, or to areas where surface water is present, or to intertidal areas below the mean high water mark. Do not apply when weather conditions favor drift from treated areas. Runoff and drift from treated areas may be hazardous to aquatic organisms in neighboring areas. Do not contaminate water by cleaning of equipment or disposal of wastes.

DIRECTIONS FOR USE

ANY USE OF THIS PRODUCT IN AN AREA WHERE USE IS PROHIBITED IS A VIOLATION OF FEDERAL LAW. Before using this product, you must consult the Atrazine Watershed Information Center (AWIC) to determine whether the use of this product is prohibited in your watershed. AWIC can be accessed through www.atrazine-watershed.info, or 1-866-365-3014. If use of this product is prohibited in your watershed, you may return this product to your point of purchase or contact DuPont for a refund.

6/15

It is a violation of Federal law to use this product in a manner inconsistent with its labeling. This labeling must be in possession of the user at the time of pesticide application.

Do not apply this product in a way that contacts workers or other persons, either directly or through drift. Only protected handlers may be in the area during application. For any requirements specific to your State or Tribe, consult the agency responsible for pesticide regulation.

AGRICULTURAL USE REQUIREMENTS

Use this product only in accordance with its labeling and with the Worker Protection Standard, 40 CFR part 170. This standard contains requirements for the protection of agricultural workers on farms, forests, nurseries, and greenhouses, and handlers of agricultural pesticides. It contains requirements for training, decontamination, notification, and emergency assistance. It also contains specific instructions and exceptions pertaining to the statements on this label about personal protective equipment (PPE) and restricted-entry interval. The requirements in this box only apply to uses of this product that are covered by the Worker Protection Standard.

Do not enter or allow worker entry into treated areas during the restricted-entry interval (REI) of 12 hours.

PPE required for early entry to treated areas that is permitted under the Worker Protection Standard and that involves contact with anything that has been treated, such as plants, soil, or water, is:

- Coveralls.
- Chemical Resistant Gloves Category A (such as butyl rubber, natural rubber, neoprene rubber, or nitrile rubber) ≥14 mils
- Chemical resistant footwear plus socks.

DuPont™ BASIS GOLD® must be used only in accordance with recommendations on this label or in supplemental DuPont publications. DuPont will not be responsible for losses or damage resulting from use of this product in any manner not specifically recommended by DuPont.

GENERAL INFORMATION

BASIS GOLD® herbicide is a water-dispersible granule containing 89.46% active ingredient by weight.

BASIS GOLD® is a selective herbicide for control of certain grasses and broadleaf weeds when applied postemergence to field corn. Make only one BASIS GOLD® application per season.

Aerial application is prohibited.

Maximum Broadcast Rates for Atrazine

- If no atrazine was applied prior to corn emergence, apply a maximum of 2 lb ai/A broadcast. If a postemergence treatment is required following an earlier herbicide application, the total atrazine applied may not exceed 2.5 lb ai/A per calendar year.

- 2.0 lb ai/A as a single preemergence application on soils that are not highly erodible or on highly erodible if at least 30% of the soil is covered with plant residues, or
- 1.6 lb ai/A as a single preemergence application on highly erodible soils if <30% of the surface is covered with plant residues, or 2.0 lb ai/A if only applied postemergence.
- If no atrazine was applied prior to corn emergence, apply a maximum of 2 lb ai/A broadcast.

When tank-mixing or sequentially applying atrazine or products containing atrazine to field corn, the total pounds of atrazine applied (lbs a.i./A) must not exceed a maximum of 2.5 pounds active ingredient per year.

WHEN TO APPLY

TIMING TO CROP STAGE

Apply BASIS GOLD® to corn that is up to 12 inches tall and exhibiting up to and including 6 leaf-collars. Do not apply to corn taller than 12 inches or exhibiting more than 6 leaf collars, whichever is the more restrictive. A 60 day PHI applies for field corn forage use.

Apply BASIS GOLD® to field corn hybrids with a relative maturity (RM) rating of 77 days or more, including "food grade" (yellow dent, hard endosperm), waxy and DuPont Optimum High-Oil corn. Not all field corn hybrids of less than 77 days RM, not all white corn hybrids nor Hi-Lysine hybrids have been tested for crop safety, nor does DuPont have access to all seed company data. Consequently, injury arising from the use of BASIS GOLD® on these types of corn is the responsibility of the user. Consult with your seed supplier before applying BASIS GOLD® to any of these corn types. The application of tank mixtures with dicamba-containing herbicides (such as "Clarity" or "Distinct") to 77-88 CRM corn should contain no more than 2 oz a.i. dicamba (e.g. 4 oz "Clarity"). Seed company publications indicate "Warning", "Crop Response Warning", or "Sensitive" notations for the use of some ALS herbicides on corn hybrids of 77 CRM or higher. As noted in the seed company publications, DuPont sulfonylurea herbicides such as BASIS GOLD® should be used with caution on these hybrids. Consult with your local DuPont representative or the DuPont Label Web Site (<http://cropprotection.dupont.com/>) for any additional supplemental labeling information relative to potential corn hybrid sensitivity to BASIS GOLD®.

TIMING TO WEEDS

Apply BASIS GOLD® when grass and broadleaf weeds are young and actively growing, but before they exceed the sizes listed on this label.

- Applications to weeds at growth stages greater than those listed below may result in incomplete control.
- Adequate soil moisture is required for residual activity. Rainfall or sprinkler irrigation within 5 days after application will enhance BASIS GOLD® residual activity. If an activating rainfall or sprinkler irrigation (>0.5 inch or to wet the soil to 2") is not received within 5 days after application, follow with a shallow cultivation or with a

sequential application of DuPont™ ACCENT® herbicide, if needed. See CULTIVATION or SEQUENTIAL ACCENT® APPLICATIONS.

RATE

- Apply DuPont™ BASIS GOLD® at 14 oz per acre for control of grasses and weeds listed below. Each 17.5 lb bag will treat 20 acres.

<i>Grasses</i>	<i>Maximum Weed Height at Application</i>
Barnyardgrass	3"
Crabgrass, large	1"
Cupgrass, woolly *	<2"
Foxtails	
bristly	3"
giant	3"
green	3"
yellow	3"
Italian ryegrass	4"
Johnsongrass, seedling*	8"
Millet, wild proso *	2"
Panicum,	
fall	3"
texas	4"
Quackgrass*	8"
Sandbur, field	2"
Shattercane*	6"
Signalgrass, broadleaf	2"
Volunteer cereals	2"
Wild oats	2"

* Controls emerged plants only. Subsequent flushes may require sequential application of DuPont™ ACCENT® herbicide.

Broadleaves

Amaranth, powell	4"
Burcucumber	4"
Cocklebur, common	4"
Dandelion	8"
Jimsonweed	4"
Lambsquarters (except triazine resistant)	4"
Morningglories, annual	4" (diameter)
Mustard, wild	4"
Nightshade, eastern black	4"
Pigweeds (redroot, smooth including triazine resistant)	4"
Ragweeds, common, giant	4"
Smartweed, PA	4"
Sunflower, common	4"
Velvetleaf	2"

Partial Control

Dogbane, hemp **	4"
Ladysthumb	4"
Milkweed, common **	4"
Nutsedge, yellow **	2"
Palmer pigweed, amaranth	2"
Pokeweed	4"
Thistle, Canada **	4"
Waterhemp, common, tall	4"

** Above-ground portions only.

SPRAY ADJUVANTS

Applications of BASIS GOLD® must include either a crop oil concentrate or non-ionic surfactant. In addition, an ammonium nitrogen fertilizer must be used. Crop oil concentrate plus ammonium nitrogen fertilizer is the preferred adjuvant system for BASIS GOLD®. Consult local DuPont fact sheets, technical bulletins and service policies prior to using other adjuvant systems. If another herbicide is tank mixed with BASIS GOLD®, select adjuvants authorized for use with both products. Products must contain only EPA-exempt ingredients (40 CFR 1001).

Petroleum Crop Oil Concentrate (COC) or Modified Seed Oil (MSO)

- Apply at 1% v/v (1 gal per 100 gal spray solution) or 2% under arid conditions.
- Oil adjuvants must contain at least 80% high quality, petroleum (mineral) or modified vegetable seed oil with at least 15% surfactant emulsifiers.

Nonionic surfactant (NIS)

- Apply at 0.25% v/v (1 qt per 100 gal spray solution) or 0.5% under arid conditions.
- Surfactant products must contain at least 60% nonionic surfactant with a hydrophilic/lipophilic balance (HLB) greater than 12.

Ammonium Nitrogen Fertilizer

- Use 2 qt/acre of a high-quality urea ammonium nitrate (UAN), such as 28%N or 32%N, or 2 lb/acre of a spraygrade ammonium sulfate (AMS). Use 4 qt/acre UAN or 4 lb/acre AMS under arid conditions.
- Do not use liquid nitrogen fertilizer as the total carrier solution.

Special Adjuvant Types

- combination adjuvant products may be used at doses that provide the required amount of NIS, COC, MSO and/or ammonium nitrogen fertilizer. Consult product literature for use rates and restrictions.
- In addition to the adjuvants specified above, other adjuvant types may be used if they provide the same functionality and have been evaluated and approved by DuPont Product Management. Consult separate DuPont technical bulletins for detailed information before using adjuvant types not specified on this label.

MIXING INSTRUCTIONS

1. Fill the tank 1/4 to 1/3 full of water.
2. While agitating, add the required amount of BASIS GOLD®.
3. Continue agitation until the BASIS GOLD® is fully dispersed, at least 5 minutes.
4. Once the BASIS GOLD® is fully dispersed, maintain agitation and continue filling tank with water. Thoroughly mix BASIS GOLD® with water before adding any other material.
5. As the tank is filling, add the required spray adjuvants (crop oil concentrate and nitrogen fertilizer).

- If the mixture is not continuously agitated, settling will occur. If settling occurs, thoroughly re-agitate before using.
- Apply DuPont™ BASIS GOLD® spray mixture within 24 hours of mixing to avoid product degradation.
- If BASIS GOLD® is applied in multiple loads, consider pre-slurrying the BASIS GOLD® in clean water prior to adding to the next load. This prevents the crop oil concentrate from interfering with dissolution of BASIS GOLD®.

WHEN TO APPLY - SEQUENTIAL APPLICATIONS FOLLOWING REDUCED RATES OF PREEMERGENCE HERBICIDES

BASIS GOLD® may be used as a sequential application in a planned postemergence weed control program in corn following a reduced rate of a preemergence herbicide.

Apply a reduced rate of a preemergence grass herbicide prior to corn emergence and then follow with a postemergence application of BASIS GOLD®. Products such as DuPont™ CINCH® herbicide, "Balance PRO", "Axiom", "Dual II Magnum", "Surpass", "Frontier" and "Harness Xira" may be applied at as low as 1/4 to 1/2 of the full labeled use rate followed by a sequential postemergence application of BASIS GOLD®. Refer to WHEN TO APPLY - POSTEMERGENCE and ENVIRONMENTAL CONDITIONS AND BIOLOGICAL ACTIVITY sections for complete application information and precautions. Refer to the preemergence grass herbicide label for use restrictions, application information, rotational crop guidelines, and cautionary statements prior to applying BASIS GOLD®.

Do not apply BASIS GOLD® to corn that exhibits herbicide injury from previous applications made to the current or preceding crop.

TANK MIX APPLICATIONS

For Additional Control of Broadleaf Weeds

BASIS GOLD® may be tank mixed with the herbicides below for additional control of broadleaf weeds. See the tank mix partner label for weeds controlled, precautions, use restrictions, and crop rotation information.

Crop oil concentrate must be used in the tank mixtures specified below. The use of nonionic surfactant is permitted in place of crop oil concentrate for tank mixtures containing dicamba, however, overall weed control may be reduced. See SPRAY ADJUVANTS for adjuvant rate recommendations.

	<u>Rate/A</u>
atrazine 90DF	4 - 20 oz
dicamba (e.g., "Clarity" - 4lb/gal dicamba)	2 - 4 fl oz
dicamba + atrazine (e.g., "Marksman" 1.1 lb/gal dicamba)	8 - 16 fl oz
"Distinct"	1.0 - 2.0 oz
"Callisto"	1.5 - 3.0 fl oz
"Hornet WDG"	2.0 - 3.0 oz

Rates listed are for the specific products noted in the table. If other brands or formulations are used, rates of active ingredients should be adjusted to correspond to the products indicated. Formulations of products other than those listed may not have been tested with BASIS GOLD®. Check with the manufacturer for information on tankmix compatibility prior to using (see

TANK MIX COMPATIBILITY TESTING). In addition to the weeds controlled using BASIS GOLD® alone, the table below indicates 4" tall weeds controlled using preferred tank mixtures.

Broadleaf Weeds	BASIS GOLD® Alone	+ 4 oz. "Clarity"	+ 2 oz. "Distinct"	+ 1 pt "Marksman"	+ 2.0 oz. "Hornet" WDG	+1.5 oz "Callisto"†
Kochia		C	S	C		S
Ladysthumb	S	C	C	C	C	C
Mallow, venice					C	
Velvetleaf	C*	C	C	C	C	C
Waterhemp, common, tall	S*	C	C	C	C*	C

C=Control
S=Suppression
*="2" weeds
†See "Callisto" tank mix chart on next page

Unless noted elsewhere in this label, all tank mixtures in the table above require the addition of crop oil concentrate and ammonium nitrogen fertilizer as noted in SPRAY ADJUVANTS.

Do not use MSO adjuvants with "Callisto" tank mixes.

ADDITIONAL RECOMMENDATIONS AND/OR RECOMMENDATIONS FOR SPECIFIC WEED PROBLEMS

For Additional Control of Grass Weeds

BASIS GOLD® may be tankmixed with a reduced rate of DuPont™ ACCENT® herbicide for enhanced control of many grass weeds listed in WEEDS CONTROLLED. Mix BASIS GOLD® with 1/4 - 1/3 oz of ACCENT® for control of the following weeds:

WEED	MAXIMUM SIZE CONTROLLED	
	BASIS GOLD® Alone	BASIS GOLD® PLUS 1/4 - 1/3 oz ACCENT®
Cupgrass, woolly	<2"	3"
Foxtail: bristly, giant, green, yellow	3"	4"
Johnsongrass, seedling	8"	12"
Panicum, fall	3"	4"
Proso millet, wild	2"	4"
Sandbur, field	2"	2"

Tank Mixtures with Atrazine

BASIS GOLD® may be tank mixed with 4 - 18 ounces active ingredient atrazine* for additional control of many broadleaf weeds including:

Weed height at application

Sicklepod	1 - 2 inches
Prickly sida	1 - 2 inches
Wild radish	6 - 12 inches
Cutleaf evening primrose	4 - 6 inches
Florida pusley	1 - 2 inches

*For best results, add 0.25-1.125 qt atrazine 4L or 4.0 - 20 oz atrazine 90DF. Products containing atrazine are restricted use products.

BASIS GOLD® + atrazine tank mix may result in reduced control of grasses (antagonism) if applied to grasses under low moisture stress or to grasses exceeding the maximum labeled height. Before applying BASIS GOLD® + atrazine tank mix,

refer to the atrazine product label for information regarding the maximum amount of atrazine that may be applied in a season.

Tank Mixtures with "Callisto"

DuPont™ BASIS GOLD® may be tank mixed with 1.0-3.0 fl oz/acre of "Callisto" herbicide for weed control as indicated in the table below:

Maximum Weed Height (in inches)

Species	"Callisto"			
	1.0 oz	1.5 oz	2.0 oz	3.0 oz
Cocklebur	4"	10"	10"	10"
Dandelion	10"	10"	10"	10"
Jimsonweed	4"	4"	10"	10"
Kochia	--	--	4"	4"
Lambsquarters, common	4"	10"	10"	10"
Morningglory ivyleaf	4"	4"	4"	4"
Nightshade, black	4"	10"	10"	10"
Nightshade, eastern black	4"	10"	10"	10"
Pigweed, palmer	--	4"	4"	10"
Pigweed, redroot	4"	10"	10"	10"
Ragweed, common	4"	4"	10"	10"
Ragweed, giant	4"	4"	10"	10"
Smartweed, ladythumb	--	4"	10"	10"
Smartweed, Pennsylvania	4"	4"	10"	10"
Sunflower, common	4"	4"	4"	10"
Velvetleaf	4"	10"	10"	10"
Waterhemp, tall & common	4"	4"	10"	10"

Do not use MSO adjuvants with "Callisto" tank mixes. Use a petroleum-based crop oil concentration + an ammonium nitrogen fertilizer.

Tank Mixtures with "Distinct"

In situations where the use of crop oil concentrate with growth regulator herbicides is not desirable (e.g., extremely cold weather), BASIS GOLD® may be tank mixed with 2 oz "Distinct" + a nonionic surfactant at 0.25% v/v (1 qt/100 gal spray solution) in place of crop oil concentrate, but overall weed control may be reduced.

Tank Mixtures with "Exceed" or "Spirit"

BASIS GOLD® may be tank mixed with 0.5 oz of "Spirit" or 0.125 oz of "Exceed" herbicides for additional control of velvetleaf, common and giant ragweed, lambsquarters, ivyleaf morningglory, PA smartweed and sunflower.

For Additional Control of Canada Thistle and Perennial Weeds

BASIS GOLD® may be tank mixed with 2.0 - 4.0 fl oz of "Stinger" herbicide for improved control of many perennial weeds. Consult the "Stinger" label for information on weeds controlled.

Alternatively, reduced rates of BASIS GOLD® may also be tank mixed with reduced rates of DuPont™ ACCENT GOLD® WDG herbicide. Apply 7 oz BASIS GOLD® + 1.75 oz ACCENT GOLD® WDG for improved control of many perennial weeds. BASIS GOLD® plus ACCENT GOLD® WDG may be tank mixed with 2-4 oz of "Clarity" or 1-3 oz "Callisto" for added broadleaf weed control.

For Additional Control of Crabgrass and Later Emerging Grasses

BASIS GOLD® may be tank mixed with 2/3 to full labeled rates of preemergence grass herbicides labeled for early postemergence application to field corn (such as DuPont™ CINCH®, "Prowl", "Surpass EC", "Dual II Magnum" and "Outlook") for increased residual activity of later-emerging flushes of grasses such as smooth and large crabgrass.

Application must be made before the crabgrass emerges and before other grass weeds on the BASIS GOLD® label exceed their labeled sizes.

Tankmixes of BASIS GOLD® and preemergence grass herbicides may be broadcast applied postemergence to field corn before the crop exceeds the heights listed on the preemergence grass herbicide label. Refer to WHEN TO APPLY-POSTEMERGENCE and the preemergence grass herbicide label for complete postemergence application information, rates, and restrictions.

The use of nonionic surfactant is recommended in place of crop oil concentrate for tank mixtures with preemergence grass herbicides such as "Prowl" where applications are made early postemergence to small grass weeds. See SPRAY ADJUVANTS for adjuvant rate recommendations.

When tank mixing BASIS GOLD® with EC formulated preemergence grass herbicides such as CINCH®, "Dual II Magnum" or "Prowl" do not add "Callisto" herbicide to the tank mixture. When other formulations of preemergence grass herbicides are tank mixed with BASIS GOLD® + "Callisto" (such as CINCH® ATZ or "Bicep II Magnum"), limit preemergence herbicide rates to 2/3 x full preemergence rates, always add nonionic surfactant in place of crop oil concentrate, and limit broadleaf weed sizes to less than or equal to 4" tall.

For Additional Control of Palmer Pigweed (Amaranth) in the states of CO, KS and OK

BASIS GOLD® may be tank mixed with 2.0 - 3.0 oz a.i./acre of dicamba (e.g., 4.0 - 6.0 fl oz/acre of "Clarity") and crop oil concentrate for additional control of palmer pigweed. Applications must be made to corn that is 4 - 8" tall and is exhibiting fewer than 4 leaf collars.

For Additional Control of Yellow Nutsedge

BASIS GOLD® may be tank mixed with up to 0.66 oz/acre "Permit" herbicide for control of yellow nutsedge. Consult the "Permit" label for additional weeds controlled. Always add COC and ammonium nitrogen fertilizer.

Tank Mixtures with insecticides

DuPont™ BASIS GOLD® may be tank mixed with pyrethroid or carbamate insecticides such as DuPont™ ASANA® XL or DuPont™ LANNATE® insecticides.

To avoid crop injury or antagonism, apply the products indicated below at least seven days before or 3 days after the application of BASIS GOLD®.

Do not tank mix BASIS GOLD® with "Basagran" or "Laddok" or severe crop injury may occur.

Do not tank mix BASIS GOLD® with 2,4-D-containing products as severe grass control antagonism may occur.

Do not tank mix BASIS GOLD® with foliar-applied organophosphate insecticides such as "Lorsban", malathion, parathion, etc., as severe crop injury may occur.

Do not tank mix BASIS GOLD® with other acetolactate synthase (ALS) inhibiting herbicides unless the mixture is specifically recommended on BASIS GOLD® labels or fact sheets, as severe crop injury may occur.

Other than the exceptions noted, and in addition to the tank mix partners and rates indicated above, BASIS GOLD® may be tank mixed or followed with sequential applications of other products registered for use in field corn. BASIS GOLD® may be applied in tank mix combinations with full or reduced rates of other products provided.

- The tank mix product is labeled for the same timing, method of application, adjuvants and use restrictions as BASIS GOLD®.
- The tank mixture is not specifically prohibited on the label of the tank mix partner.
- The tank mix combination is compatible as determined by a "jar test" described in the TANK MIX COMPATIBILITY TESTING section below.

Tank Mixing Precautions:

- Weed control and crop response with tank mixtures not specifically recommended in this label are the responsibility of the user and manufacturer of the tank mix product.
- Read and follow all applicable use directions, precautions, and limitations specified on the respective product labels and fact sheets.
- Do not exceed labeled application rates. Do not tank mix BASIS GOLD® with other products that contain the same active ingredients as BASIS GOLD® (nicosulfuron and rimsulfuron) unless the label of either tank mix partner specifies the maximum rate that may be used.
- A corn plant's predisposition to develop fused tissue emerging from the whorl (rattail) after the V-11 stage may increase when a product containing dicamba (i.e., "Clarity", "Marksman") is applied to small corn under early stressful conditions. Be aware of this when applying tank mixes with dicamba to small corn (V-3 stage or smaller) under stressful conditions. See ENVIRONMENTAL CONDITIONS for a description of these stressful conditions.

TANK MIX COMPATIBILITY TESTING

Perform a jar test prior to tank mixing to ensure compatibility of BASIS GOLD® and other pesticides. Use a clear glass quart jar with lid and mix the tank mix ingredients in their relative proportions. Invert the jar containing the mixture several times and observe the mixture for approximately 1/2 hour. If the mixture balls up, forms flakes, sludges, gels, oil film or layers, or other precipitates, it is not compatible and the tank mix combination should not be used.

ENVIRONMENTAL CONDITIONS AND BIOLOGICAL ACTIVITY

BASIS GOLD® is rainfast in four hours.

BASIS GOLD® rapidly inhibits the growth of susceptible weeds, reducing weed competition within as little as 6 hours after application. Susceptible plants are controlled in 7-21 days.

The degree and duration of control depend on spray coverage, activating rainfall, weed spectrum, weed size, growing conditions before and after treatment, soil moisture, and adjuvant selection.

Adequate soil moisture is required for optimum activity. Rainfall or sprinkler irrigation within 5 to 7 days will enhance BASIS GOLD® residual activity. A timely cultivation may be required for maximum weed control without an activating rain.

Treating weeds that exceed maximum label height or that are under stress may result in incomplete control.

- Poor weed control or crop injury may result from applications made to plants under stress from:
 - abnormally hot or cold weather
 - environmental conditions such as drought, water-saturated soils, hail damage, or frost
 - disease, insect, or nematode injury
 - prior herbicide, or carry-over from a previous year's herbicide application

If the corn or weeds are under stress, delay application until stress passes and both weeds and corn resume active growth. If weeds or corn are beyond the maximum size listed on this label, an application of DuPont™ ACCENT® herbicide should be made. See the ACCENT® label for tank mix partner information.

Applications should be made when minimum nighttime temperatures are above 40°F and the maximum daytime temperatures are below 92°F to maximize performance and minimize the potential for crop injury.

Applications made during or immediately following periods of large day/night temperature fluctuations or where daytime temperatures do not exceed 50°F may decrease weed control and increase the potential for crop injury.

SOIL INSECTICIDE INTERACTION INFORMATION

Before using DuPont™ BASIS GOLD®, ensure that it is compatible with any other insecticides previously applied to the corn crop.

Soil Insecticides	Application Method	Soil O.M.	BASIS GOLD® Use Precautions
“Counter 15G”	All	All	Do not use.
“Counter 20CR”	In furrow at planting	All	Do not use.
	Over the row at cultivation	All	Do not use.
	T-band or Surface band	All	May cause unacceptable injury.
“Thimet”	All labeled methods	All	May cause unacceptable injury.
“Lorsban”	All labeled methods	All	May cause unacceptable injury.
“Fortress”	All	All	No use precautions.
“Force”	All	All	No use precautions
“Aztec”	All	All	No use precautions

SEQUENTIAL DUPONT™ ACCENT® APPLICATIONS

An application of ACCENT® herbicide may be made 14 or more days after BASIS GOLD® applications to control grasses that may emerge in the absence of an activating rainfall. Refer to the ACCENT® label for grass species controlled, proper size of weeds, rates, corn sizes, and other information. When following a BASIS GOLD® application, do not use more than 1 oz ACCENT® per acre.

CULTIVATION

A timely cultivation may be used to control suppressed weeds, or weeds that emerge after an application of BASIS GOLD® in the absence of an activating rainfall.

- Optimum timing for cultivation is 7–14 days after BASIS GOLD® application or upon seeing the establishment of new weeds.

CROP ROTATION

Rotational crops vary in their response to low concentrations of BASIS GOLD® remaining in the soil. BASIS GOLD® rapidly dissipates in warm, acidic, microbiologically active soils.

The amount of BASIS GOLD® which may be present in the soil depends on soil pH and organic matter content, elapsed time since application, crop production practices, and environmental factors .

BASIS GOLD® contains atrazine. Due to the atrazine content, injury to rotational crops may occur in high-pH, cold soils if dry weather prevails between application and rotational crop planting. Consult your local DuPont representative for additional guidelines.

The following rotational intervals should be observed when using BASIS GOLD®:

Crop	Interval in Months
Field Corn	Anytime
Seed, Sweet corn, Popcorn and Speciality corn	10
Cereals, fall-seeded	10
Cereals, spring-seeded	18
Cotton	10
Grain Sorghum	10
Soybeans	10
All Other Crops	18

- If BASIS GOLD® is applied after July 1, do not rotate with crops other than corn or sorghum the next year or injury may occur
- In the high plains and intermountain areas of the West where rainfall is sparse and erratic or where irrigation is required, use BASIS GOLD® only when corn is to be planted the following year, or when a crop of corn not treated with this product or atrazine is to precede other rotational crops.
- For tank mixes, follow the most restrictive provisions of the tankmix components.

APPLICATION INFORMATION

Do not apply this product through any type of irrigation system.

For all application systems, use 50-mesh or larger strainer screens.

Many crops are highly sensitive to BASIS GOLD®. All direct or indirect contact (such as spray drift) with crops other than field corn should be avoided. See Spray Drift section.

GROUND APPLICATION

Ensure that spray equipment is set up to avoid applying an excessive rate directly over the rows and into the corn plant whorl. Overlaps or starting, stopping, slowing and turning while spraying may result in crop injury.

Broadcast Application

- Use a minimum of 15 gal. of water per acre (15 GPA) for best performance.
- Use flat fan or Spraying Systems Turbo Floodjet nozzles at 20-40 PSI.
- Increase both spray volume and pressure as weed density and size increase.
- Do not use flood, hollow cone, rain drop, whirl chamber, controlled droplet applicator (CDA) nozzles or air assisted sprayers. Unacceptable crop injury, excessive spray drift, or poor weed control may result.
- For proper spray coverage, adjust the boom and nozzle height according to manufacturers' specifications.

Band Application

- For band applications, use proportionately less spray mixture.
- To avoid crop injury, carefully calibrate the band applicator to not exceed the labeled rate.
- Carefully follow the manufacturer’s instructions for nozzle type (flat fans), orientation, distance of nozzles from the crop and weeds, spray volumes, calibration and spray pressure.

SPRAYER PREPARATION/CLEANUP

It is important that spray equipment is clean and free of previous pesticide deposits before using DuPont™ BASIS GOLD® and then properly cleaned out following application. Clean all application equipment before applying BASIS GOLD®. Follow the cleanup procedures specified on the label of the product previously sprayed. If no cleanup procedure is provided, use the procedure that follows. Immediately following applications of BASIS GOLD®, thoroughly clean all mixing and spray equipment to avoid subsequent crop injury.

Note :

- When cleaning spray equipment before applying BASIS GOLD®, read and follow label directions for proper rinsate disposal of the product previously sprayed.
- A steam cleaning of spray tanks is recommended to dislodge any visible pesticide deposits.
- When spraying or mixing equipment will be used over an extended period to apply multiple loads of BASIS GOLD®, partially fill the tank with fresh water at the end of each day of spraying, flush the boom and hoses, and allow to sit overnight.

Cleanup Procedure

1. Drain the tank and thoroughly hose down the interior surfaces. Flush the tank, hoses, and boom with clean water for a minimum of 5 min.
2. Partially fill the tank with clean water and add one gal of household ammonia* (containing 3% active) for every 100 gal of water. Finish filling the tank with water, then flush the cleaning solution through the hoses, boom, and nozzles. Add more water to completely fill the tank and allow to agitate/recirculate for at least 15 min. Again, flush the hoses, boom, and nozzles with the cleaning solution, then drain the tank.
3. Repeat Step 2.
4. Remove the nozzles and screens and clean separately in a bucket containing the cleaning agent and water.
5. Thoroughly rinse the tank with clean water for a minimum of 5 min, flushing the water through the hoses and boom.

*Equivalent amounts of an alternate strength ammonia solution or a tank cleaner recommended in the DuPont bulletin "Sulfonylurea Herbicides, A Guide to Equipment Cleanup," may be used.

SPRAY DRIFT MANAGEMENT

The interaction of many equipment and weather-related factors determines the potential for spray drift. The applicator is responsible for considering all these factors when making application decisions.

AVOIDING SPRAY DRIFT IS THE RESPONSIBILITY OF THE APPLICATOR.

IMPORTANCE OF DROPLET SIZE

The most effective way to reduce drift potential is to apply large droplets (>150 - 200 microns). The best drift management strategy is to apply the largest droplets that provide sufficient coverage and control. The presence of sensitive species nearby, the environmental conditions, and pest pressure may affect how an applicator balances drift control and coverage. **APPLYING LARGER DROPLETS REDUCES DRIFT POTENTIAL, BUT WILL NOT PREVENT DRIFT IF APPLICATIONS ARE MADE IMPROPERLY OR UNDER UNFAVORABLE ENVIRONMENTAL CONDITIONS!** See Wind, Temperature and Humidity, and Temperature Inversions sections of this label.

Controlling Droplet Size - General Techniques

- **Volume** - Use high flow rate nozzles to apply the highest practical spray volume. Nozzles with higher rated flows produce larger droplets.
- **Pressure** - Use the lower spray pressures recommended for the nozzle. Higher pressure reduces droplet size and does not improve canopy penetration. **WHEN HIGHER FLOW RATES ARE NEEDED, USE A HIGHER-CAPACITY NOZZLE INSTEAD OF INCREASING PRESSURE.**
- **Nozzle Type** - Use a nozzle type that is designed for the intended application. With most nozzle types, narrower spray angles produce larger droplets. Consider using low-drift nozzles.
- **Boom Length** - The boom length should not exceed 3/4 of the wing or rotor length - longer booms increase drift potential.
- **Application Height** - Application more than 10 ft above the canopy increases the potential for spray drift.

BOOM HEIGHT

Setting the boom at the lowest labeled height (if specified) which provides uniform coverage reduces the exposure of droplets to evaporation and wind. For ground equipment, the boom should remain level with the crop and have minimal bounce.

WIND

Drift potential increases at wind speeds of less than 3 mph (due to inversion potential) or more than 10 mph. However, many factors, including droplet size and equipment type determine drift potential at any given wind speed. **AVOID GUSTY OR WINDLESS CONDITIONS.**

Note: Local terrain can influence wind patterns. Every applicator should be familiar with local wind patterns and how they affect spray drift.

13/15

TEMPERATURE AND HUMIDITY

When making applications in hot and dry conditions, set up equipment to produce larger droplets to reduce effects of evaporation.

TEMPERATURE INVERSIONS

Drift potential is high during a temperature inversion.

Temperature inversions restrict vertical air mixing, which causes small suspended droplets to remain close to the ground and move laterally in a concentrated cloud.

Temperature inversions are characterized by increasing temperature with altitude and are common on nights with limited cloud cover and light to no wind. They begin to form as the sun sets and often continue into the morning.

Their presence can be indicated by ground fog; however, if fog is not present, inversions can also be identified by the movement of smoke from a ground source or an aircraft smoke generator. Smoke that layers and moves laterally in a concentrated cloud (under low wind conditions) indicates an inversion, while smoke that moves upward and rapidly dissipates indicates good vertical air mixing.

SHIELDED SPRAYERS

Shielding the boom or individual nozzles can reduce the effects of wind. However, it is the responsibility of the applicator to verify that the shields are preventing drift and not interfering with uniform deposition of the product.

RESISTANCE

When herbicides that affect the same biological site of action are used repeatedly over several years to control the same weed species in the same field, naturally-occurring resistant biotypes may survive a correctly applied herbicide treatment, propagate, and become dominant in that field. Adequate control of these resistant weed biotypes cannot be expected. If weed control is unsatisfactory, it may be necessary to retreat the problem area using a product affecting a different site of action.

To better manage herbicide resistance through delaying the proliferation and possible dominance of herbicide resistant weed biotypes, it may be necessary to change cultural practices within and between crop seasons such as using a combination of tillage, retreatment, tank-mix partners and/or sequential herbicide applications that have a different site of action. Do not let weed escapes go to seed. If applicable, see Weeds Controlled section of label for additional information on managing herbicide resistant weed biotypes.

It is advisable to keep accurate records of pesticides applied to individual fields to help obtain information on the spread and dispersal of resistant biotypes. Consult your agricultural dealer, consultant, applicator, and/or appropriate state agricultural extension service representative for specific alternative cultural practices or herbicide recommendations available in your area.

INTEGRATED PEST MANAGEMENT

This product may be used as part of an Integrated Pest Management (IPM) program that can include biological, cultural, and genetic practices aimed at preventing economic pest damage. IPM principles and practices include field scouting or other detection methods, correct target pest identification, population monitoring, and treating when target pest populations reach locally determined action thresholds. Consult your state cooperative extension service, professional consultants or other qualified authorities to determine appropriate action treatment threshold levels for treating specific pest/crop systems in your area.

IMPORTANT PRECAUTIONS

Injury to or loss of desirable trees or vegetation may result from failure to observe the following:

- Do not apply DuPont™ BASIS GOLD® or drain or flush application equipment on or near desirable trees or other plants, or on areas where their roots may extend, or in locations where the chemical may be washed or moved into contact with their roots.
- Do not use on lawns, walks, driveways, tennis courts, or similar areas.
- Prevent drift of spray to desirable plants.
- Do not contaminate any body of water.
- Thoroughly clean application equipment immediately after use. (See the Sprayer Cleanup section of this label for instructions.)
- Do not graze or feed forage, hay, or straw from treated areas to livestock within 60 days of BASIS GOLD® application.
- Do not apply more than 14 oz per acre per season.

STORAGE AND DISPOSAL

Storage: Store the product in the original container only. Do not contaminate water, other pesticides, fertilizer, food, or feed in storage. Avoid contact with water. In case of a spill, dispose of wastes in compliance with local, state and federal regulations.

Product Disposal: Pesticide, spray mixture, or rinsate that cannot be used according to label instructions must be disposed of according to applicable Federal, state, or local procedures.

Container Disposal: Completely empty bag into application equipment. Then dispose of empty bag in a sanitary landfill or by incineration, or, if allowed by State and local authorities, by burning. If burned, stay out of smoke.

Container Disposal (Water soluble packaging): Do not reuse the outer box or the resealable bags. When all water-soluble packets are used, the outer packaging should be clean and may be disposed of in a sanitary landfill, or by incineration, or, if allowed by state and local authorities, by open burning. If it is burned, stay out of the smoke. If the resealable bag contacts the formulated product in any way, the bag must be triple-rinsed with clean water. Add the rinsate to the spray tank and dispose of the outer wrap as described above.

NOTICE TO BUYER: Purchase of this material does not confer any rights under patents of countries outside of the United States.

The DuPont Oval Logo, DuPont™, BASIS GOLD®, ACCENT®, ACCENT GOLD®, CINCH®, ASANA® and LANNATE® are trademarks or registered trademarks of E. I. duPont de Nemours and Company

“Hornet”, “Hornet WDG”, “Lorsban”, “Stinger”, “Surpass EC” are registered trademarks of Dow AgroSciences

“Banvel”, “Basagran”, “Clarity”, “Counter 15G”, “Counter 20CR”, “Frontier”, “Laddok”, “Marksman”, “Outlook”, “Prowl”, “Thimet” are registered trademarks of BASF Ag Sciences

“Dual II Magnum”, “Force” are registered trademarks of Syngenta Crop Protection Inc.

“Axiom”, “Aztec”, “Balance PRO” are registered trademarks of Bayer Crop Protection.

“Harness”, “Harness Xtra” are registered trademarks of Monsanto Technology LLC

“Fortress” is a registered trademark of Amvac Chemical Corp.

D - 968 090904

15/15

**LIMITATION OF
WARRANTY AND LIABILITY**

NOTICE: Read This Limitation of Warranty and Liability Before Buying or Using This Product. If the Terms Are Not Acceptable, Return the Product at Once, Unopened, and the Purchase Price Will Be Refunded.

It is impossible to eliminate all risks associated with the use of this product. Such risks arise from weather conditions, soil factors, off target movement, unconventional farming techniques, presence of other materials, the manner of use or application, or other unknown factors, all of which are beyond the control of DuPont. These risks can cause: ineffectiveness of the product; crop injury, or; injury to non-target crops or plants.

DuPont does not agree to be an insurer of these risks. **WHEN YOU BUY OR USE THIS PRODUCT, YOU AGREE TO ACCEPT THESE RISKS.**

DuPont warrants that this product conforms to the chemical description on the label thereof and is reasonably fit for the purpose stated in the Directions for Use, subject to the inherent risks described above, when used in accordance with the Directions for Use under normal conditions.

DUPONT MAKES NO OTHER EXPRESS OR IMPLIED WARRANTY OF FITNESS OR OF MERCHANTABILITY OR ANY OTHER EXPRESS OR IMPLIED WARRANTY.

IN NO EVENT SHALL DUPONT OR SELLER BE LIABLE FOR ANY INCIDENTAL, CONSEQUENTIAL OR SPECIAL DAMAGES RESULTING FROM THE USE OR HANDLING OF THIS PRODUCT. BUYER'S OR USER'S BARGAINED-FOR EXPECTATION IS CROP PROTECTION. THE EXCLUSIVE REMEDY OF THE USER OR BUYER AND THE EXCLUSIVE LIABILITY OF DUPONT OR SELLER, FOR ANY AND ALL CLAIMS, LOSSES, INJURIES OR DAMAGES (INCLUDING CLAIMS BASED ON BREACH OF WARRANTY OR CONTRACT, NEGLIGENCE, TORT OR STRICT LIABILITY), WHETHER FROM FAILURE TO PERFORM OR INJURY TO CROPS OR OTHER PLANTS, AND RESULTING FROM THE USE OR HANDLING OF THIS PRODUCT, SHALL BE THE RETURN OF THE PURCHASE PRICE OF THE PRODUCT, OR AT THE ELECTION OF DUPONT OR SELLER, THE REPLACEMENT OF THE PRODUCT.

DuPont or its Ag Retailer must have prompt notice of any claim so that an immediate inspection of buyer's or user's growing crops can be made. Buyer and all users shall promptly notify DuPont or a DuPont Ag Retailer of any claims, whether based on contract, negligence, strict liability, other tort or otherwise or be barred from any remedy.

This Limitation of Warranty and Liability may not be amended by any oral or written agreement.

For product information call: 1-888-6-DUPONT

Internet address: <http://cropprotection.dupont.com/>

© 1998-2004 E. I. du Pont de Nemours and Company, Wilmington, Delaware 19898.

All rights reserved.