

Please read instructions on reverse before completing form.

Form Approved, OMB No. 2070-0060, Approval expires 05-31-98



United States  
Environmental Protection Agency  
Washington, DC 20460

<input type="checkbox"/>	Registration
<input type="checkbox"/>	Amendment
<input checked="" type="checkbox"/>	Other

OPP Identifier Number

Application for Pesticide - Section I

1. Company/Product Number 352-585	2. EPA Product Manager PM # 25	3. Proposed Classification <input type="checkbox"/> None <input type="checkbox"/> Restricted
4. Company/Product (Name) DuPont™ Basis Gold® Herbicide	PM# Jim Tompkins	
5. Name and Address of Applicant (Include ZIP Code) E. I. du Pont de Nemours & Company Stine Haskell Research Center S300/415 P.O. Box 30 Neward, DE 19714-0030 Attention: Richard A. Carver <input type="checkbox"/> Check if this is a new address	6. Expedited Review. In accordance with FIFRA Section 3(c)(3) (b)(i), my product is similar or identical in composition and labeling to: EPA Reg. No. _____ Product Name _____	

Section - II

<input type="checkbox"/> Amendment - Explain below.	<input type="checkbox"/> Final printed labels in response to Agency letter dated _____	<b>NOTIFICATION</b>  APR 05 2002
<input type="checkbox"/> Resubmission in response to Agency letter dated _____	<input type="checkbox"/> "Me Too" Application.	
<input checked="" type="checkbox"/> Notification - Explain below.	<input type="checkbox"/> Other - Explain below.	

**Explanation:** Use additional page(s) if necessary. (For section I and Section II.)  
 Addition of pest (burcucumber) to the label, per PR Notice 98-10.  
 Attachments: - Five (5) copies of supplemental labeling (R-208 032102).  
 - One copy of EPA stamped approved labeling (Approved 4/25/2001)  
 - One copy of cover letter.

Section - III

1. Material This Product Will Be Packaged In:				2. Type of Container	
Child-Resistant Packaging <input type="checkbox"/> Yes* <input type="checkbox"/> No	Unit Packaging <input type="checkbox"/> Yes <input type="checkbox"/> No	Water Soluble Packaging <input type="checkbox"/> Yes <input type="checkbox"/> No	<input type="checkbox"/> Metal <input type="checkbox"/> Plastic <input type="checkbox"/> Glass <input type="checkbox"/> Paper <input type="checkbox"/> Other (Specify) _____		
* Certification must be submitted		If "Yes" Unit Packaging wgt.    No. per container If "Yes" Package wgt.        No. per container			
3. Location of Net Contents Information <input type="checkbox"/> Label <input type="checkbox"/> Container		4. Size(s) Retail Container		5. Location of Label Directions <input type="checkbox"/> On Label <input type="checkbox"/> On Labeling accompanying product	
6. Manner in Which Label is Affixed to Product <input type="checkbox"/> Lithograph <input type="checkbox"/> Paper glued <input type="checkbox"/> Stenciled			<input type="checkbox"/> Other _____		

Section - IV

1. Contact Point (Complete items directly below for identification of individual to be contacted, if necessary, to process this application.)		
Name Richard A. Carver, Ph.D.	Title Product Registration Manager	Telephone No. (include Area Code) (302) 451-4517
<b>Certification</b> I certify that the statements I have made on this form and all attachments thereto are true, accurate and complete. I acknowledge that any knowingly false or misleading statement may be punishable by fine or imprisonment or both under applicable law.		6. Date Application Received (Stamped)
2. Signature 	3. Title Product Registration Manager	
4. Typed Name Richard A. Carver	5. Date 27 March 2002	



DuPont Crop Protection  
Stine-Haskell Research Center  
P.O. Box 30  
Newark, DE 19714-0030

2 8 18

March 28, 2002

Document Processing Desk (NOTIF)  
Office of Pesticide Programs (H7504C)  
U.S. Environmental Protection Agency  
Room 266A, Crystal Mall 2  
1921 Jefferson Davis Highway  
Arlington, VA 22202-4501

Subject: DuPont™ Basis Gold® Herbicide (EPA Reg. No. 352-585)  
Notification To Add A Pest To The Label In The Form Of New Supplemental Labeling

To Whom It May Concern:

Enclosed is a notification, consistent with PR Notice 98-10, to add an additional claim against a pest that does not pose a threat to public health. This notification is in the form of a supplemental label for DuPont™ Basis Gold® Herbicide. The change to the label is to add the weed burcucumber. The use pattern, application rate, application timing, etc. is identical to that on the most recent EPA stamped-approved label.

This notification is consistent with the provisions of PR Notice 98-10 and EPA regulations at 40 CFR 152.46, and no other changes have been made to the labeling or the confidential statement of formula of this product. I understand that it is a violation of 18 U.S.C. Sec. 1001 to willfully make any false statement to EPA. I further understand that if this notification is not consistent with the terms of PR Notice 98-10 and 40 CFR 152.46, this product may be in violation of FIFRA and I may be subject to enforcement action and penalties under Section 12 and 14 of FIFRA.

Attached are the following:

- One copy of the EPA Application for Pesticide form 8570-1
- Five copies of the new supplemental labeling identified as R-208 032102
- One courtesy copy of the latest EPA stamped-approved label (Approved 4/25/2001)

A copy of this letter plus attachments is being sent to the EPA Product Manager (Jim Tompkins).


Also note the enclosed postcard to be checked and returned back to me when notification has been approved.

Please contact me at 302-451-4517 if you have any questions.

Sincerely,

Richard A. Carver, Ph.D.

cc: J. Tompkins (PM#25)



3718

**SUPPLEMENTAL LABELING**

**DuPont Agricultural  
Products**

NOTATION  
APR 05 2002

**DUPONT™ BASIS GOLD®  
HERBICIDE**

*"..... A Growing Partnership With Nature"*

**DUPONT™ BASIS GOLD® HERBICIDE**

EPA Reg. No. 352-585

**FOR POSTEMERGENCE CONTROL OF EMERGED BURCUCUMBER**

**RESTRICTED USE PESTICIDE**

For retail sale to and use only by Certified Applicators or persons under their direct supervision and only for those uses covered by the Certified Applicator's certification.

This product is a restricted use herbicide due to ground and surface water concerns. Users must read and follow all precautionary statements and instructions for use on the container label in order to minimize potential for atrazine to reach ground and surface water.

**DIRECTIONS FOR USE**

When applied as directed on the product label, 14 oz/acre DUPONT™ BASIS GOLD® will give postemergence control of emerged 1-3 inch burcucumber. For season-long control or for control of larger emerged burcucumber, precede or tankmix BASIS GOLD® herbicide with an atrazine and/or a dicamba-containing herbicide.

**IMPORTANT**

**BEFORE USING BASIS GOLD® READ AND FOLLOW ALL APPLICABLE DIRECTIONS, RESTRICTIONS AND PRECAUTIONS ON THE EPA-REGISTERED LABEL.**

This bulletin contains new or supplemental instructions for use of this product which do not appear on the EPA-registered package label. Follow the instructions carefully.

This labeling must be in the possession of the user at the time of pesticide application.

R-208 032102

4818

**SUPPLEMENTAL LABELING**

**DuPont Agricultural  
Products**

**DUPONT™ BASIS GOLD®  
HERBICIDE**

*"..... A Growing Partnership With Nature"*

**DUPONT™ BASIS GOLD® HERBICIDE**

EPA Reg. No. 352-585

**FOR POSTEMERGENCE CONTROL OF EMERGED BURCUCUMBER**

**RESTRICTED USE PESTICIDE**

For retail sale to and use only by Certified Applicators or persons under their direct supervision and only for those uses covered by the Certified Applicator's certification.

This product is a restricted use herbicide due to ground and surface water concerns. Users must read and follow all precautionary statements and instructions for use on the container label in order to minimize potential for atrazine to reach ground and surface water.

**DIRECTIONS FOR USE**

When applied as directed on the product label, 14 oz/acre DUPONT™ BASIS GOLD® will give postemergence control of emerged 1-3 inch burcucumber. For season-long control or for control of larger emerged burcucumber, precede or tankmix BASIS GOLD® herbicide with an atrazine and/or a dicamba-containing herbicide.


**IMPORTANT**

**BEFORE USING BASIS GOLD® READ AND FOLLOW ALL APPLICABLE DIRECTIONS, RESTRICTIONS AND PRECAUTIONS ON THE EPA-REGISTERED LABEL.**

This bulletin contains new or supplemental instructions for use of this product which do not appear on the EPA-registered package label. Follow the instructions carefully.

This labeling must be in the possession of the user at the time of pesticide application.

R-208 032102





UNITED STATES ENVIRONMENTAL PROTECTION AGENCY  
WASHINGTON, D.C. 20460

5 8 18  
O: Corr  
CC: NBL  
SMIM  
KLM

**DuPont Received**

APR 25

APR 30 2001

OFFICE OF  
PREVENTION, PESTICIDES  
AND TOXIC SUBSTANCES

Mr. Tony E. Catka  
DuPont Crop Protection  
Stine-Haskell Research Center  
1090 Elkton Road  
Newark, DE 19714-0030

Dear Mr. Catka:

Subject: DuPont Basis Gold Herbicide (Incorporate Supplementals and Update Label)  
EPA Registration No. 352-585  
Your Application Dated January 31, 2001

The labeling submitted above in connection with registration under the Federal Insecticide, Fungicide, and Rodenticide Act, as amended is acceptable provided you make the following changes.

1. The heading "Statement of Practical Treatment" must be changed to "First Aid".
2. Refer to PR Notice 2001-1 for preferred First Aid statements.
3. Under Personal Protection Equipment add the following statement.

--Some materials that are chemical resistant to this product are listed below. If you want more options follow the instructions for Category A on the EPA chemical resistance category selection chart.--

4. Under Personal Protective Equipment and in the Agricultural Requirements Use box, "waterproof gloves" must be replaced with a statement similar to "Chemical Resistant Gloves Category A (such as butyl rubber, natural rubber, neoprene rubber, or nitrile rubber)  $\geq$  14 mls.

Please submit three (3) copies of your final printed labeling bearing the above changes before you release the product for shipment. Amended labeling will supercede all previously accepted ones. A stamped copy of labeling is enclosed for your records.

6 8 18

-2-

For future submissions, labeling requiring revisions will not be stamped "accepted".  
Labeling requiring revisions will be rejected pending submission of corrected labeling.

Sincerely,

*Dan Rosenblatt*  
Dan Rosenblatt  
Acting Product Manager 25  
Herbicide Branch  
Registration Division (7505C)

7718  
H-





# Basis Gold®

herbicide

---

## DRAFT LABEL



*“..... A Growing Partnership With Nature”*

## BASIS GOLD® HIGHLIGHTS

- BASIS GOLD® provides selective postemergence grass and broadleaf weed control in field corn.
- Apply at a rate of 14 oz per acre. One 17.5 lb bag will treat 20 acres.
- Include an adjuvant as recommended in this label. The use of nitrogen fertilizer is required in addition to the use of a crop oil concentrate or non-ionic surfactant. See SPRAY ADDITIVES.
- BASIS GOLD® may be applied by ground (broadcast or band) or by air.
- BASIS GOLD® may be tankmixed with other herbicides for increased postemergence control of grass and broadleaf weeds and extended residual control of later emerging grasses.
- For ground application, apply in a minimum of 15 gal of water at 20-40 PSI using flat fan nozzles for best results. For aerial application, use nozzle types and arrangements that provide optimum spray distribution and maximum coverage at a minimum of 5 GPA.
- Apply to actively growing grass and broadleaf weeds at the recommended sizes. See RATE.
- Applications to grass and broadleaf weeds or corn under stress may affect the performance of BASIS GOLD® or in some cases reduce crop tolerance. See ENVIRONMENTAL CONDITIONS.
- Consult label text for complete instructions. Always read and follow label directions for use.

## TABLE OF CONTENTS

Precautionary Statements	1
Directions For Use	2
General Information	2
When to Apply	3
Timing to Crop Stage	3
Timing to Weeds	3
Rate	3
Spray Adjuvants	4
Mixing Instructions	4
Sequential Applications	4
Tank Mix Applications	4
Environmental Conditions and Biological Activity	5
Soil Insecticide Interaction Information	6
Sequential Applications	6
Cultivation	5
Crop Rotation	6
Application Information	7
Aerial Application	7
Ground Application	7
Sprayer Preparation/Cleanup	7
Best Management Practices	7
Spray Drift	8
Weed Resistance	9
Integrated Pest Management	9
Important Precautions	9
Storage and Disposal	10
Notice of Warranty	10



9818

### RESTRICTED USE PESTICIDE

For retail sale to and use only by Certified Applicators or persons under their direct supervision and only for those uses covered by the Certified Applicator's certification.

This product is a restricted use herbicide due to ground and surface water concerns. Users must read and follow all precautionary statements and instructions for use in order to minimize potential for atrazine to reach ground and surface water.



## Basis Gold®

herbicide

For use in Field Corn

<u>Active Ingredients</u>	<u>Percent By Weight</u>
Nicosulfuron	
2-(((4,6-Dimethoxypyrimidin-2-yl)aminocarbonyl)aminosulfonyl)-N,N-dimethyl-3-pyridinecarboxamide	1.34%
Rimsulfuron	
N((4,6-dimethoxypyrimidin-2-yl)aminocarbonyl)-3-(ethylsulfonyl)-2-pyridinesulfonamide	1.34%
Atrazine	
2-chloro-4-(ethylamino)-6-(isopropylamino)-s-triazine	82.44%
<u>Related compounds</u>	<u>4.34%</u>
<u>Inert Ingredients</u>	<u>10.54%</u>
<b>TOTAL</b>	<b>100.00%</b>

EPA Reg. No. 352-585

**ACCEPTED**  
APR 25 2001

Under the Federal Insecticide, Fungicide, and Rodenticide Act, as amended, for the pesticide registered under EPA Reg. No. 352-585

### KEEP OUT OF REACH OF CHILDREN

### CAUTION

#### PRECAUTIONARY STATEMENTS

#### HAZARD TO HUMANS AND DOMESTIC ANIMALS

Caution! Harmful if swallowed, inhaled or absorbed through skin. Causes moderate eye irritation. Do not breathe dust or spray mist. Avoid contact with eyes, skin or clothing.

#### STATEMENT OF PRACTICAL TREATMENT

**If swallowed,** call a physician or Poison Control Center immediately. Drink 1 or 2 glasses of water and induce vomiting by touching back of throat with finger, or, if available, by administering syrup of ipecac. Do not induce vomiting or give anything by mouth to an unconscious person.

**If inhaled,** remove victim to fresh air. If not breathing, give artificial respiration, preferably mouth-to-mouth. Get medical attention.

**If on skin,** wash with plenty of soap and water. Get medical attention.

**If in eyes,** flush eyes with plenty of water. Call a physician if irritation persists.

**Note to physician:** There is no specific antidote for atrazine. If this product is ingested, induce emesis or lavage stomach. The use of an aqueous slurry of activated charcoal may be considered.

**For medical emergencies involving this product, call 1-800-441-3637.**

#### PRECAUTIONARY STATEMENTS

(continued on next page)

10 8 18

## PRECAUTIONARY STATEMENTS

(continued)

### PERSONAL PROTECTIVE EQUIPMENT

Some materials that are chemical resistant to this product are listed below. If you want more options follow the instructions for Category A on the EPA chemical resistance category selection chart.

**Applicators and other handlers (other than mixers and loaders) must wear:**

- Long-sleeved shirt and long pants
- Chemical Resistant Gloves Category A (such as butyl rubber, natural rubber, neoprene rubber, or nitrile rubber) ≥14 mls
- Chemical-resistant footwear plus socks

**Mixers and loaders must wear:**

- Long-sleeved shirt and long pants
- Chemical Resistant Gloves Category A (such as butyl rubber, natural rubber, neoprene rubber, or nitrile rubber) ≥14 mls
- Chemical-resistant footwear plus socks
- Protective eyewear

Follow manufacturer's instructions for cleaning and maintaining PPE. If no such instructions for washables, use detergent and hot water. Keep and wash PPE separately from other laundry.

### ENGINEERING CONTROL STATEMENT

When handlers use closed systems, enclosed cabs or aircraft in a manner that meets the requirements listed in the Worker Protection Standards (WPS) for agricultural pesticides [40 CFR 170.240(d)(4-6)], the handler PPE requirements may be reduced or modified as specified in the WPS.

### USER SAFETY RECOMMENDATIONS

**Users should:** Wash hands before eating, drinking, chewing gum, using tobacco or using the toilet. Remove clothing immediately if pesticide gets inside. Then wash thoroughly and put on clean clothing.

### ENVIRONMENTAL HAZARDS

Atrazine, one of the active ingredients of BASIS GOLD, is a pesticide that can move (seep or travel) through soil and can contaminate groundwater that may be used as drinking water. Atrazine has been found in groundwater as a result of agricultural use. Users are advised not to apply BASIS GOLD where the water table (groundwater) is close to the surface and where the soils are very permeable (i.e. well drained soils such as loamy sands). Local agricultural agencies can provide further information on the type of soil in your area and the location of groundwater.

Atrazine is toxic to aquatic invertebrates. Do not apply directly to water, or to areas where surface water is present, or to intertidal areas below the mean high water mark. Do not apply when weather conditions favor drift from treated areas. Runoff and drift from treated areas may be hazardous to aquatic organisms in neighboring areas. Do not contaminate water by cleaning of equipment or disposal of wastes.

## DIRECTIONS FOR USE

It is a violation of Federal law to use this product in a manner inconsistent with its labeling. This labeling must be in possession of the user at the time of pesticide application.

Do not apply this product in a way that contacts workers or other persons, either directly or through drift. Only protected handlers may be in the area during application. For any requirements specific to your State or Tribe, consult the agency responsible for pesticide regulation.

### AGRICULTURAL USE REQUIREMENTS

Use this product only in accordance with its labeling and with the Worker Protection Standard, 40 CFR part 170. This standard contains requirements for the protection of agricultural workers on farms, forests, nurseries, and greenhouses, and handlers of agricultural pesticides. It contains requirements for training, decontamination, notification, and emergency assistance. It also contains specific instructions and exceptions pertaining to the statements on this label about personal protective equipment (PPE) and restricted-entry interval. The requirements in this box only apply to uses of this product that are covered by the Worker Protection Standard.

Do not enter or allow worker entry into treated areas during the restricted-entry interval (REI) of 12 hours.

PPE required for early entry to treated areas that is permitted under the Worker Protection Standard and that involves contact with anything that has been treated, such as plants, soil, or water, is:

- Coveralls.
- Waterproof gloves.
- Chemical resistant footwear plus socks.

DuPont BASIS GOLD® must be used only in accordance with recommendations on this label or in supplemental DuPont publications. DuPont will not be responsible for losses or damage resulting from use of this product in any manner not specifically recommended by DuPont.

### GENERAL INFORMATION

BASIS GOLD® Herbicide is a water-dispersible granule containing 89.46% active ingredient by weight.

BASIS GOLD® is a selective herbicide for control of certain grasses and broadleaf weeds when applied postemergence to field corn. Make only one BASIS GOLD® application per season.

**WHEN TO APPLY**

**TIMING TO CROP STAGE**

DuPont BASIS GOLD® can be applied to corn up to 12 inches tall. Do not apply to corn taller than 12 inches or exhibiting 6 leaf collars, whichever is the more restrictive.

Apply BASIS GOLD® to field corn hybrids with a relative maturity (RM) rating of 88 days or more, including "food grade" (yellow dent, hard endosperm), waxy and DuPont Optimum High-Oil corn. Not all field corn hybrids of less than 88 days RM, not all white corn hybrids nor Hi-Lysine hybrids have been tested for crop safety, nor does DuPont have access to all seed company data. Consequently, injury arising from the use of BASIS GOLD® on these types of corn is the responsibility of the user. Consult with your seed supplier before applying BASIS GOLD® to any of these corn types. Consult with your local DuPont representative for any additional supplemental labeling information.

Do not apply to field corn grown for seed, to popcorn or to sweet corn.

**TIMING TO WEEDS**

Apply BASIS GOLD® when grass and broadleaf weeds are young and actively growing, but before they exceed the sizes listed on this label.

- Applications to weeds at growth stages greater than those listed below may result in incomplete control.
- Adequate soil moisture is required for residual activity. Rainfall or sprinkler irrigation within 5 days after application will enhance BASIS GOLD® residual activity. If an activating rainfall or sprinkler irrigation (>0.5 inch or to wet the soil to 2") is not received within 5 days after application, follow with a shallow cultivation or with a sequential application of DuPont ACCENT® Herbicide, if needed. See CULTIVATION or SEQUENTIAL ACCENT® APPLICATIONS.

**RATE**

- Apply BASIS GOLD® at 14 oz per acre for control of grasses and weeds listed below. Each 17.5 lb bag will treat 20 acres.
- Do not use less than 14 ounces of BASIS GOLD® per acre.

<b>Grasses</b>	<b>Maximum Weed Height at Application</b>
Barnyardgrass	3"
Crabgrass, large	1"
Cupgrass, woolly *	<2"
Foxtails	
bristly	3"
giant	3"
green	3"
yellow	3"
Italian ryegrass	4"
Johnsongrass, seedling*	8"
Millet, wild proso *	2"
Panicum,	
fall	3"
texas	4"
Quackgrass*	8"
Sandbur, field	2"
Shattercane*	6"
Signalgrass, broadleaf	2"
Volunteer cereals	2"
Wild oats	2"

\* Controls emerged plants only. Subsequent flushes may require sequential application of DuPont ACCENT® Herbicide.

**Broadleaves**

Cocklebur, common	3"
Jimsonweed	4"
Lambsquarters (except triazine resistant)	3"
Morningglories	3" (diameter)
Nightshade, eastern black	2"
Pigweeds (including triazine resistant)	4"
Ragweeds	
common	3"
giant	3"
Smartweed, PA	4"
Sunflower	6"
Velvetleaf	3"
Waterhemp (except triazine resistant)	4"

**Partial Control**

Dogbane, hemp **	4"
Milkweed, common **	4"
Nutsedge, yellow **	2"
Pokeweed	4"
Thistle, Canada **	4"

\*\* Above-ground portions only.

12 8 18

### SPRAY ADJUVANTS

Applications of DuPont BASIS GOLD® must include either a crop oil concentrate or non-ionic surfactant plus an ammonium nitrogen fertilizer. Crop oil concentrate plus ammonium nitrogen fertilizer is the required adjuvant system for most applications. Consult local DuPont fact sheets, technical bulletins and service policies prior to using other adjuvant systems. Refer to the "FOR ADDITIONAL CONTROL OF CRABGRASS AND LATER EMERGING WEEDS" section of this label for approved uses of non-ionic surfactant adjuvants with BASIS GOLD®. More information on adjuvant selection may be found in the bulletin "Approved Adjuvants for Use With DuPont Row Crop and Cereal Herbicides."

#### Crop Oil Concentrate (COC)

- Apply at rate (concentration) of 1% v/v (1 gal per 100 gal spray solution).
- Under arid conditions such as those found in the High Plains, apply at rate (concentration) of 2% v/v (2 gal/100 gal spray solution).
- The crop oil concentrate must be high quality, petroleum or vegetable seed oil-based product (methylated seed oil is considered a vegetable seed-based oil). Petroleum based oils must contain at least 14% emulsifiers/surfactants.

#### Ammonium Nitrogen Fertilizer

An ammonium nitrogen fertilizer is required in addition to the crop oil concentrate.

- Always use a high-quality ammonium nitrogen fertilizer such as 28-0-0 (at 2-4 qt./acre) or 10-34-0 or 11-37-0 (at 1-2 qt./acre) or spray grade ammonium sulfate (21-0-0) at 2-4 lb/acre. Use the higher rate under arid or drought conditions.
- Do not use liquid nitrogen fertilizers without a crop oil concentrate.
- Do not use liquid nitrogen fertilizers as the total carrier solution.

### MIXING INSTRUCTIONS

1. Fill the tank 1/4 to 1/3 full of water.
2. While agitating, add the required amount of BASIS GOLD®.
3. Continue agitation until the BASIS GOLD® is fully dispersed, at least 5 minutes.
4. Once the BASIS GOLD® is fully dispersed, maintain agitation and continue filling tank with water. Thoroughly mix BASIS GOLD® with water before adding any other material.
5. As the tank is filling, add the required spray adjuvants (crop oil concentrate and nitrogen fertilizer).
6. If the mixture is not continuously agitated, settling will occur. If settling occurs, thoroughly re-agitate before using.
7. Apply BASIS GOLD® spray mixture within 24 hours of mixing to avoid product degradation.
8. If BASIS GOLD® is applied in multiple loads, consider pre-slurrying the BASIS GOLD® in clean water prior to adding to the next load. This prevents the crop oil concentrate from interfering with dissolution of BASIS GOLD®.

### WHEN TO APPLY - SEQUENTIAL APPLICATIONS FOLLOWING REDUCED RATES OF PREEMERGENCE HERBICIDES

BASIS GOLD® may be used as a sequential application in a planned postemergence weed control program in corn following a reduced rate of a preemergence herbicide.

Apply a reduced rate of a preemergence grass herbicide prior to corn emergence and then follow with a postemergence application of BASIS GOLD®. Products such as DuPont LEADOFF®, "Balance PRO", "Axiom", "Dual II Magnum", "Surpass", "Frontier" and "Harness Xtra" may be applied at as low as 1/4 to 1/2 of the full labeled use rate followed by a sequential postemergence application of BASIS GOLD®. Refer to WHEN TO APPLY - POSTEMERGENCE and ENVIRONMENTAL CONDITIONS AND BIOLOGICAL ACTIVITY sections for complete application information and precautions. Refer to the preemergence grass herbicide label for use restrictions, application information, rotational crop guidelines, and cautionary statements prior to applying BASIS GOLD®.

Do not apply BASIS GOLD® to corn that exhibits herbicide injury from previous applications made to the current or preceding crop.

### TANK MIX APPLICATIONS

#### For Additional Control of Broadleaf Weeds

BASIS GOLD® may be tankmixed with the herbicides below for additional control of broadleaf weeds. See the tankmix partner label for weeds controlled, precautions, use restrictions, and crop rotation information.

Crop oil concentrate must be used in all tankmixes. See SPRAY ADJUVANTS for adjuvant rate recommendations.

	<u>Rate/A</u>
dicamba (i.e. "Clarity" - 4lb/gal dicamba)	1/8 - 1/4 pt
"Homet"	0.8 - 1.6 oz
"Homet WDG"	1.0 - 2.0 oz

Rates listed are for the specific products noted in the table. If other brands or formulations are used, rates of active ingredients should be adjusted to correspond to the products indicated. Formulations of products other than those listed may not have been tested with DuPont BASIS GOLD®. Check with the manufacturer for information on tankmix compatibility prior to using.

**For Additional Control of Grass Weeds**

DuPont BASIS GOLD® may be tankmixed with a reduced rate of DuPont ACCENT® herbicide for enhanced control of many grass weeds listed in WEEDS CONTROLLED. Mix BASIS GOLD® with 1/4 - 1/3 oz of ACCENT® for control of the following weeds:

WEED	MAXIMUM SIZE CONTROLLED	
	BASIS GOLD® Alone	BASIS GOLD® PLUS 1/4 - 1/3 oz ACCENT®
Cupgrass, woolly	<2"	4"
Foxtail: bristly, giant, green, yellow	3"	4"
Johnsongrass, seedling	8"	12"
Panicum, fall	3"	4"
Proso millet, wild	2"	4"
Sandbur, field	2"	2"

**For Additional Control of Crabgrass and Later Emerging Grasses**

BASIS GOLD® may be tankmixed with full or reduced rates of preemergence grass herbicides labeled for early postemergence application to field corn (such as DuPont LEADOFF®, "Dual II Magnum", "Surpass EC", "Frontier" and "Prowl") for increased residual activity on later-emerging flushes of grasses such as smooth and large crabgrass. Application must be made before the crabgrass emerges and before other grass weeds on the BASIS GOLD® label exceed their labeled sizes.

Tankmixes of BASIS GOLD® and preemergence grass herbicides may be broadcast applied postemergence to field corn before the crop exceeds the heights listed on the preemergence grass herbicide label. Refer to WHEN TO APPLY-POSTEMERGENCE and the preemergence grass herbicide label for complete postemergence application information, rates, and restrictions.

If preemergence herbicides containing atrazine are mixed with BASIS GOLD®, use less than a total of 0.25 lb active ingredient atrazine in the tank mixture.

Tank mix BASIS GOLD® with 2/3 to full labeled rates of preemergence grass herbicide for the soil types listed on the grass herbicide label. One of the broadleaf products listed on the BASIS GOLD® label may also be tankmixed for additional broadleaf weed control.

When applying BASIS GOLD® in a tank mixture with preemergence grass herbicides such as "Prowl", and applications are made early postemergence to small grass weeds, a non-ionic surfactant (NIS) may be used in place of crop oil concentrate.

- Apply at a rate (concentration) of 0.25% v/v (1 qt per 100 gal spray solution).
- At least 50% of the surfactant product must be active nonionic surfactant.
- Avoid products that do not accurately define their ingredients. Products must contain only EPA-exempt ingredients (40 CFR 1001).

Preemergence herbicides rely on activation from either rainfall or overhead sprinkler irrigation to move the herbicide into the

grass weed germination zone and provide control. The amount of precipitation or irrigation required is dependent upon existing soil moisture, soil type and organic matter content. Normally, 1/2-3/4 inch is sufficient.

BASIS GOLD® may also be tankmixed with ASANA® XL or LANNATE® Insecticides.

**Additional Information**

Do not tankmix BASIS GOLD® with DuPont BLADEX® Herbicide, "Basagran" and "Lactol" or severe crop injury may occur.

Do not tankmix BASIS GOLD® with 2,4-D containing products as severe crop injury may occur.

Do not tankmix BASIS GOLD® with ester applied organophosphate insecticides such as "Lorsban", malathion, parathion, or diazinon. Severe crop injury may occur.

To avoid crop injury to the corn, apply these products at least seven days before or after the application of BASIS GOLD®.

A corn plant's predisposition to develop fused tissue emerging from the whorl (rainfall) after the V-11 stage may increase when a product containing dicamba ("Banvel", "Clarity") is applied to small corn under early application conditions. Be aware of this when applying herbicides such as dicamba to small corn (V-3 stage) under early application conditions. See the product label for application conditions.

Apply DuPont BASIS GOLD® in a tank mixture within four hours of product application or crop injury may occur. If the tank mix cannot be applied within four hours, add 1 quart per acre of 10-34-0 or 11-37-0 or a commercial buffer which will raise the tank pH to 7.0. If 10-34-0 or 11-37-0 are part of the ammonium nitrogen fertilizer source, do not add additional fertilizer or buffer.

**ENVIRONMENTAL CONDITIONS AND BIOLOGICAL ACTIVITY**

BASIS GOLD® is rainfast in four hours.

BASIS GOLD® rapidly inhibits the growth of susceptible weeds, reducing weed competition within as little as 6 hours after application. Susceptible plants are controlled in 7-21 days.

The degree and duration of control depend on spray coverage, activating rainfall, weed spectrum, weed size, growing conditions before and after treatment, soil moisture, and adjuvant selection.

Adequate soil moisture is required for optimum activity. Rainfall or sprinkler irrigation within 5 to 7 days will enhance BASIS GOLD® residual activity. A timely cultivation may be required for maximum weed control without an activating rain.

Treating weeds that exceed maximum label height or that are under stress may result in incomplete control.

- Poor weed control or crop injury may result from applications made to plants under stress from:
  - abnormally hot or cold weather
  - environmental conditions such as drought, water-saturated soils, hail damage, or frost
  - disease, insect, or nematode injury
  - prior herbicide, or carry-over from a previous year's herbicide application

If the corn or weeds are under stress, delay application until stress passes and both weeds and corn resume active growth. If weeds or corn are beyond the maximum size listed on this label, an application of DuPont ACCENT® Herbicide should be made. See the ACCENT® label for tank mix partner information.

Applications should be made when minimum nighttime temperatures are above 40°F and the maximum daytime temperatures are below 92°F to maximize performance and minimize the potential for crop injury.

Applications made during or immediately following periods of large day/night temperature fluctuations or where daytime temperatures do not exceed 50°F may decrease weed control and increase the potential for crop injury.

### SOIL INSECTICIDE INTERACTION INFORMATION

Before using DuPont BASIS GOLD®, ensure that it is compatible with any other insecticides previously applied to the corn crop.

### Conventional Field Corn and "IT" Hybrids

Soil Insecticides	Application Method	Soil O.M.	BASIS GOLD® Use Precautions
"Counter 15G"	All	All	Do not use.
"Counter 20CR"	In furrow at planting	All	Do not use.
	Over the row at cultivation	All	Do not use.
	T-band or Surface band	≤4%	May cause unacceptable injury.
	T-band or Surface band	>4%	May result in temporary injury.
"Thimet"	All labeled methods	All	May cause unacceptable injury.
"Dyfonate"	All labeled methods	All	May result in temporary injury.
"Lorsban"	All labeled methods	All	May result in temporary injury.
"Fortress"	All	All	No use precautions.
"Force"	All	All	No use precautions.
"Aztec"	All	All	No use precautions.

### Herbicide-Resistant Field Corn

- BASIS GOLD may be used on fields treated with "Counter 15G" or "Counter 20CR" (applied in-furrow, T- or surface-banded) if the field has been planted with an imidazilinone-resistant ("IR") hybrid such as Pioneer 35A19, 3417IR, 3395IR, etc.
- For BASIS GOLD applied to imazethapyr-tolerant ("IT") field corn hybrids, follow directions above for Conventional and "IT" Field Corn.

### SEQUENTIAL ACCENT® APPLICATIONS

An application of DuPont ACCENT® Herbicide may be made 14 or more days after BASIS GOLD® applications to control grasses that may emerge in the absence of an activating rainfall. Refer to the ACCENT® label for grass species controlled, proper size of weeds, rates, corn sizes, and other information. When following a BASIS GOLD® application, do not use more than 1 oz ACCENT® per acre.

### CULTIVATION

A timely cultivation may be used to control suppressed weeds, or weeds that emerge after an application of BASIS GOLD® in the absence of an activating rainfall.

- Optimum timing for cultivation is 7-14 days after BASIS GOLD® application or upon seeing the establishment of new weeds.

### CROP ROTATION

Rotational crops vary in their response to low concentrations of BASIS GOLD® remaining in the soil. BASIS GOLD® rapidly dissipates in warm, acidic, microbiologically active soils.

The amount of BASIS GOLD® which may be present in the soil depends on soil pH and organic matter content, elapsed time since application, crop production practices, and environmental factors.

BASIS GOLD® contains atrazine. Due to the atrazine content, injury to rotational crops may occur in high-pH, cold soils if dry weather prevails between application and rotational crop planting. Consult your local DuPont representative for additional guidelines.

The following rotational intervals should be observed when using BASIS GOLD®:

Crop	Interval in Months
Field Corn	Anytime
Seed, Sweet corn, Popcorn and Speciality corn	10
Cereals, fall-seeded	10
Cereals, spring-seeded	18
Cotton	10
Grain Sorghum	10
Soybeans	10
All Other Crops	18

- If BASIS GOLD® is applied after July 1, do not rotate with crops other than corn or sorghum the next year or injury may occur
- In the high plains and intermountain areas of the West where rainfall is sparse and erratic or where irrigation is required, use BASIS GOLD® only when corn is to be planted the following year, or when a crop of corn not treated with this product or atrazine is to precede other rotational crops.
- For tank mixes, follow the most restrictive provisions of the tankmix components.

### APPLICATION INFORMATION

BASIS GOLD® should not be applied through any type of irrigation system.

For all application systems, use 50-mesh or larger strainer screens.

Many crops are highly sensitive to BASIS GOLD®. All direct or indirect contact (such as spray drift) with crops other than field corn should be avoided. See Spray Drift section.

### AERIAL APPLICATION

- Use nozzle types and arrangements that will provide optimum spray distribution and maximum coverage at a minimum of 5 GPA.
- Do not apply during a temperature inversion, when winds are gusty, or when conditions favor poor coverage and/or off-target spray movement.
- Do not apply by air in the state of New York.

### GROUND APPLICATION

Ensure that spray equipment is set up to avoid applying an excessive rate directly over the rows and into the corn plant whorl. Overlaps or starting, stopping, slowing and turning while spraying may result in crop injury.

#### Broadcast Application

- Use a minimum of 15 gal. of water per acre (15 GPA) for best performance.
- Use flat fan or Spraying Systems Turbo Floodjet nozzles at 20-40 PSI.
- Increase both spray volume and pressure as weed density and size increase.
- Do not use flood, hollow cone, rain drop, whirl chamber, controlled droplet applicator (CDA) nozzles or air assisted sprayers. Unacceptable crop injury, excessive spray drift, or poor weed control may result.
- For proper spray coverage, adjust the boom and nozzle height according to manufacturers' specifications.

#### Band Application

- For band applications, use proportionately less spray mixture.
- To avoid crop injury, carefully calibrate the band applicator to not exceed the labeled rate.

- Carefully follow the manufacturer's instructions for nozzle type (flat fans), orientation, distance of nozzles from the crop and weeds, spray volumes, calibration and spray pressure.

### SPRAYER PREPARATION/CLEANUP

It is important that spray equipment is clean and free of previous pesticide deposits before using BASIS GOLD® and then properly cleaned out following application. Clean all application equipment before applying BASIS GOLD®. Follow the cleanup procedures specified on the label of the product previously sprayed. If no cleanup procedure is provided, use the procedure that follows. Immediately following applications of BASIS GOLD®, thoroughly clean all mixing and spray equipment to avoid subsequent crop injury.

#### Note :

- When cleaning spray equipment before applying BASIS GOLD®, read and follow label directions for proper rinsate disposal of the product previously sprayed.
- A steam cleaning of aerial spray tanks is recommended to dislodge any visible pesticide deposits.
- When spraying or mixing equipment will be used over an extended period to apply multiple loads of DuPont BASIS GOLD®, partially fill the tank with fresh water at the end of each day of spraying, flush the boom and hoses, and allow to sit overnight.

#### Cleanup Procedure

1. Drain the tank and thoroughly hose down the interior surfaces. Flush the tank, hoses, and boom with clean water for a minimum of 5 min.
2. Partially fill the tank with clean water and add one gal of household ammonia\* (containing 3% active) for every 100 gal of water. Finish filling the tank with water, then flush the cleaning solution through the hoses, boom, and nozzles. Add more water to completely fill the tank and allow to agitate/recirculate for at least 15 min. Again, flush the hoses, boom, and nozzles with the cleaning solution, then drain the tank.
3. Repeat Step 2.
4. Remove the nozzles and screens and clean separately in a bucket containing the cleaning agent and water.
5. Thoroughly rinse the tank with clean water for a minimum of 5 min, flushing the water through the hoses and boom.

\*Equivalent amounts of an alternate strength ammonia solution or a tank cleaner recommended in the DuPont bulletin "Sulfonylurea Herbicides, A Guide to Equipment Cleanout," may be used.

### BEST MANAGEMENT PRACTICES FOR GROUND AND SURFACE WATER PROTECTION

#### APPLICATION REQUIREMENTS

- Do not mix, load, or apply BASIS GOLD® within 50 ft of all wells, including abandoned wells, drainage wells, and sinkholes.
- Do not apply aerially or by ground within 66 ft of the points where field surface water runoff enters perennial or

intermittent streams and rivers or within 200 ft of natural or impounded lakes and reservoirs.

- If this product is applied to highly erodible land, the 66 ft buffer or setback from runoff points must be planted to crop or seeded with grass.

Atrazine is toxic to aquatic invertebrates. Do not apply directly to water or wetlands. Do not apply when weather conditions favor drift from treated areas. Runoff and drift from treated areas may be hazardous to aquatic organisms in neighboring areas. Do not contaminate water by cleaning of equipment or disposal of wastes.

When there are state/local requirements regarding atrazine use (including lower maximum rates and/or greater setbacks) which are different from the label, the more restrictive/protective requirements must be followed. Certain states may have established rate limitations within specific geographical areas. Consult your state pesticide control agency for additional information. It is a violation of this label to deviate from state use regulations.

**MIXING/LOADING REQUIREMENTS**

Do not mix or load BASIS GOLD® within 50 ft of intermittent streams and rivers, natural or impounded lakes, and reservoirs.

Operations that involve mixing, loading, rinsing, or washing of this product into or from pesticide handling or application equipment or containers within 50 ft of any well are prohibited unless conducted on an impervious pad constructed to withstand the weight of the heaviest load that may be positioned on or moved across the pad. Such a pad shall be designed and maintained to contain any product spills or equipment leaks, container or equipment rinse or wash-water, and rainwater that may fall on the pad. Surface water shall not be allowed to either flow over or from the pad; the pad must be self-contained. The pad shall be sloped to facilitate material removal. An unroofed pad shall be of sufficient capacity to contain at least 110% of the capacity of the largest pesticide container or application equipment on the pad. A pad that is covered by a roof of sufficient size to completely exclude precipitation from contact with the pad shall have a minimum containment capacity of 100% of the capacity of the largest pesticide container or application equipment on the pad. Containment capacities as described above shall be maintained at all times. The above-specified minimum containment capacities do not apply to vehicles when delivering pesticide shipments to the mixing/loading site.

States may have in effect additional requirements regarding well-head setbacks and operational area containment.

This product may not be mixed or loaded within 50 ft. of intermittent streams and rivers, natural or impounded lakes and reservoirs. This product may not be applied aerially or by ground within 66 ft. of the points where field surface water runoff enters perennial or intermittent streams and rivers or within 200 ft around natural or impounded lakes and reservoirs. If this product is applied to highly erodible land, the 66 ft. buffer or setback from the runoff entry points must be planted to crop, seeded with grass, or other suitable crop.

**SPRAY DRIFT MANAGEMENT**

The interaction of many equipment and weather-related factors determines the potential for spray drift. The applicator is responsible for considering all these factors when making application decisions.

AVOIDING SPRAY DRIFT IS THE RESPONSIBILITY OF THE APPLICATOR.

**IMPORTANCE OF DROPLET SIZE**

The most effective way to reduce drift potential is to apply large droplets (>150 - 200 microns). The best drift management strategy is to apply the largest droplets that provide sufficient coverage and control. The presence of sensitive species nearby, the environmental conditions, and pest pressure may affect how an applicator balances drift control and coverage. **APPLYING LARGER DROPLETS REDUCES DRIFT POTENTIAL, BUT WILL NOT PREVENT DRIFT IF APPLICATIONS ARE MADE IMPROPERLY OR UNDER UNFAVORABLE ENVIRONMENTAL CONDITIONS!** See Wind, Temperature and Humidity, and Temperature Inversions sections of this label.

**Controlling Droplet Size - General Techniques**

- **Volume** - Use high flow rate nozzles to apply the highest practical spray volume. Nozzles with higher rated flows produce larger droplets.
- **Pressure** - Use the lower spray pressures recommended for the nozzle. Higher pressure reduces droplet size and does not improve canopy penetration. **WHEN HIGHER FLOW RATES ARE NEEDED, USE A HIGHER-CAPACITY NOZZLE INSTEAD OF INCREASING PRESSURE.**
- **Nozzle Type** - Use a nozzle type that is designed for the intended application. With most nozzle types, narrower spray angles produce larger droplets. Consider using low-drift nozzles.

**Controlling Droplet Size - Aircraft**

- **Number of Nozzles** - Use the minimum number of nozzles with the highest flow rate that provide uniform coverage.
- **Nozzle Orientation** - Orienting nozzles so that the spray is emitted backwards, parallel to the airstream will produce larger droplets than other orientations.
- **Nozzle Type** - Solid stream nozzles (such as disc and core with swirl plate removed) oriented straight back produce larger droplets than other nozzle types.
- **Boom Length** - The boom length should not exceed 3/4 of the wing or rotor length - longer booms increase drift potential.
- **Application Height** - Application more than 10 ft above the canopy increases the potential for spray drift.

**BOOM HEIGHT**

Setting the boom at the lowest labeled height (if specified) which provides uniform coverage reduces the exposure of droplets to evaporation and wind. For ground equipment, the boom should remain level with the crop and have minimal bounce.



**WIND**

Drift potential increases at wind speeds of less than 3 mph (due to inversion potential) or more than 10 mph. However, many factors, including droplet size and equipment type determine drift potential at any given wind speed. **AVOID GUSTY OR WINDLESS CONDITIONS.**

**Note:** Local terrain can influence wind patterns. Every applicator should be familiar with local wind patterns and how they affect spray drift.

**TEMPERATURE AND HUMIDITY**

When making applications in hot and dry conditions, set up equipment to produce larger droplets to reduce effects of evaporation.

**TEMPERATURE INVERSIONS**

Drift potential is high during a temperature inversion. Temperature inversions restrict vertical air mixing, which causes small suspended droplets to remain close to the ground and move laterally in a concentrated cloud. Temperature inversions are characterized by increasing temperature with altitude and are common on nights with limited cloud cover and light to no wind. They begin to form as the sun sets and often continue into the morning. Their presence can be indicated by ground fog; however, if fog is not present, inversions can also be identified by the movement of smoke from a ground source or an aircraft smoke generator. Smoke that layers and moves laterally in a concentrated cloud (under low wind conditions) indicates an inversion, while smoke that moves upward and rapidly dissipates indicates good vertical air mixing.

**SHIELDED SPRAYERS**

Shielding the boom or individual nozzles can reduce the effects of wind. However, it is the responsibility of the applicator to verify that the shields are preventing drift and not interfering with uniform deposition of the product.

**WEED RESISTANCE**

When herbicides with the same mode of action are used repeatedly over several years to control the same weed species in the same field, naturally-occurring resistant weed biotypes may survive a correctly applied herbicide treatment, propagate, and become dominant in that field. These resistant weed biotypes may not be adequately controlled. Cultural practices such as tillage, preventing weed escapes from going to seed, and using herbicides with different modes of action within and between crop seasons can aid in delaying the proliferation and possible dominance of herbicide resistant weed biotypes.

DuPont BASIS GOLD® is a mixture of herbicides with two different modes of action.

**INTEGRATED PEST MANAGEMENT**

DuPont recommends the use of Integrated Pest Management (IPM) programs to control pests. This product may be used as part of an Integrated Pest Management (IPM) program which can include biological, cultural, and genetic practices aimed at preventing economic pest damage. Application of this product should be based on IPM principles and practices including field scouting or other detection methods, correct target pest identification, population monitoring, and treating when target pest populations reach locally determined action thresholds. Consult your state cooperative extension service, professional consultants or other qualified authorities to determine appropriate action treatment threshold levels for treating specific pest/crop systems in your area.

**IMPORTANT PRECAUTIONS**

- Injury to or loss of desirable trees or vegetation may result from failure to observe the following:
- Do not apply BASIS GOLD® or drain or flush application equipment on or near desirable trees or other plants, or on areas where their roots may extend, or in locations where the chemical may be washed or moved into contact with their roots.
- Do not use on lawns, walks, driveways, tennis courts, or similar areas.
- Prevent drift of spray to desirable plants.
- Do not contaminate any body of water.
- Thoroughly clean application equipment immediately after use. (See the Sprayer Cleanup section of this label for instructions.)
- Do not graze or feed forage, hay, or straw from treated areas to livestock within 30 days of DuPont BASIS GOLD® application.
- Do not apply more than 14 oz per acre per season.

**STORAGE AND DISPOSAL**

**Storage:** Store the product in the original container only. Do not contaminate water, other pesticides, fertilizer, food, or feed in storage. Avoid contact with water. In case of a spill, dispose of wastes in compliance with local, state and federal regulations.

**Product Disposal:** Pesticide, spray mixture, or rinsate that cannot be used according to label instructions must be disposed of according to applicable Federal, state, or local procedures.

**Container Disposal:** Completely empty bag into application equipment. Then dispose of empty bag in a sanitary landfill or by incineration, or, if allowed by State and local authorities, by burning. If burned, stay out of smoke.

**Container Disposal (Water soluble packaging):** Do not reuse the outer box or the resealable bags. When all water-soluble packets are used, the outer packaging should be clean and may be disposed of in a sanitary landfill, or by incineration, or, if allowed by state and local authorities, by open burning. If it is burned, stay out of the smoke. If the resealable bag contacts the formulated product in any way, the bag must be triple-rinsed with clean water. Add the rinsate to the spray tank and dispose of the outer wrap as described above.

**NOTICE TO BUYER:** Purchase of this material does not confer any rights under patents of countries outside of the United States.

"Hornet", "Hornet WDG", "Lorsban", are registered trademarks of Dow AgroSciences

"Banvel", "Basagran", "Clarity", "Counter 15G", "Counter 20CR", "Frontier", "Laddok", "Markman", "Prowl", "Thimet" are registered trademarks of BASF

"Dyfonate", "Surpass EC" are registered trademarks of Zeneca Ag Products

"Dual II Magnum", "Force" are registered trademarks of Syngenta Crop Protection Inc.

"Axiom", "Aztec" are registered trademarks of Bayer Crop Protection.

"Harness", "Harness Xtra" are registered trademarks of Monsanto

"Fortress" is a registered trademark of Amvac Chemical Corp.

"Balance PRO" is a registered trademark of Aventis CropScience

D - 769 010501

**LIMITATION OF WARRANTY AND LIABILITY**

**NOTICE:** Read This Limitation of Warranty and Liability Before Buying or Using This Product. If the Terms Are Not Acceptable, Return the Product at Once, Unopened, and the Purchase Price Will Be Refunded.

It is impossible to eliminate all risks associated with the use of this product. Such risks arise from weather conditions, soil factors, off target movement, unconventional farming techniques, presence of other materials, the manner of use or application, or other unknown factors, all of which are beyond the control of DuPont. These risks can cause: ineffectiveness of the product; crop injury, or, injury to non-target crops or plants.

DuPont does not agree to be an insurer of these risks. WHEN YOU BUY OR USE THIS PRODUCT, YOU AGREE TO ACCEPT THESE RISKS.

DuPont warrants that this product conforms to the chemical description on the label thereof and is reasonably fit for the purpose stated in the Directions for Use, subject to the inherent risks described above, when used in accordance with the Directions for Use, under normal conditions.

DUPONT MAKES NO OTHER EXPRESS OR IMPLIED WARRANTY OF FITNESS OR OF MERCHANTABILITY OR ANY OTHER EXPRESS OR IMPLIED WARRANTY.

IN NO EVENT SHALL DUPONT OR SELLER BE LIABLE FOR ANY INCIDENTAL, CONSEQUENTIAL OR SPECIAL DAMAGES RESULTING FROM THE USE OR HANDLING OF THIS PRODUCT. BUYER'S OR USER'S BARGAINED-FOR EXPECTATION IS CROP PROTECTION. THE EXCLUSIVE REMEDY OF THE USER OR BUYER AND THE EXCLUSIVE LIABILITY OF DUPONT OR SELLER, FOR ANY AND ALL CLAIMS, LOSSES, INJURIES OR DAMAGES (INCLUDING CLAIMS BASED ON BREACH OF WARRANTY OR CONTRACT, NEGLIGENCE, TORT OR STRICT LIABILITY), WHETHER FROM FAILURE TO PERFORM OR INJURY TO CROPS OR OTHER PLANTS, AND RESULTING FROM THE USE OR HANDLING OF THIS PRODUCT, SHALL BE THE RETURN OF THE PURCHASE PRICE OF THE PRODUCT, OR AT THE ELECTION OF DUPONT OR SELLER, THE REPLACEMENT OF THE PRODUCT.

DuPont or its Ag Retailer must have prompt notice of any claim so that an immediate inspection of buyer's or user's growing crops can be made. Buyer and all users shall promptly notify DuPont or a DuPont Ag-Retailer of any claims, whether based on contract, negligence, strict liability, other tort or otherwise or be barred from any remedy.

This Limitation of Warranty and Liability may not be amended by any oral or written agreement.

For product information call: 1-888-6-DUPONT

Internet address: [www.dupont.com/ag/us](http://www.dupont.com/ag/us)

© 2001 E. I. du Pont de Nemours and Company, Agricultural Products, Wilmington, Delaware 19898