

(A)



United States Environmental Protection Agency  
Office of Pesticide Programs (H7565C)  
Washington, DC 20460

Application for Pesticide:

Registration  
 Amendment  
 Other

OPP Identifier Number

224642

PM 25  
35-580  
Pg 1/10

Section I

1. Company/Product Number DuPont/352-580	2. EPA Product Manager R. J. Taylor	3. Proposed Classification <input checked="" type="checkbox"/> None <input type="checkbox"/> Restricted
4. Company/Product (Name) DuPont Reliance™ STS® SP Soybean Herbicide	PM# 25	
5. Name and Address of Applicant (Include ZIP Code) E. I. duPont de Nemours and Company Agricultural Products/Attn: J.H.Cain/WM6-285 P. O. Box 80038 Wilmington, DE 19880-0038 <input type="checkbox"/> Check if this is a new address	6. Expedited Review. In accordance with FIFRA Section 3(c)(3) (b)(i), my product is similar or identical in composition and labeling to:  EPA Reg. No. _____ Product Name _____	

Section II

<input type="checkbox"/> Amendment - Explain below	<input type="checkbox"/> Final printed labels in response to Agency letter dated _____
<input type="checkbox"/> Resubmission in response to Agency letter dated _____	<input type="checkbox"/> "Me Too" Application.
<input checked="" type="checkbox"/> Notification - Explain below.	<input type="checkbox"/> Other - explain below.

Explanation: Use additional page(s) if necessary. (For section I and Section II.)  
Submission of notification change to label for DuPont Reliance™ STS SP Soybean Herbicide (352-580).  
Supporting documents: • Cover letter, J. H. Cain to S. Hobgood, dated 6/26/95. • One (1) copy of corrected label, noted as SL-198 9065 6/15/95. • One (1) copy of previous label (D198 031095). • Docu-Comp for reference.

Section III

1. Material This Product Will Be Packaged In:				2. Type of Container	
Child-Resistant Packaging <input type="checkbox"/> Yes* <input type="checkbox"/> No	Unit Packaging <input type="checkbox"/> Yes <input type="checkbox"/> No	Water Soluble Packaging <input type="checkbox"/> Yes <input type="checkbox"/> No		<input type="checkbox"/> Metal	<input type="checkbox"/> Plastic
	If "Yes," Unit Package wgt.	No. per container	If "Yes," Package wgt.	No. per container	<input type="checkbox"/> Glass
					<input type="checkbox"/> Paper
					<input type="checkbox"/> Other (Specify) _____
3. Location of Net Contents Information <input type="checkbox"/> Label <input type="checkbox"/> Container		4. Size(s) of Retail Container		5. Location of Label Directions <input type="checkbox"/> On Label <input type="checkbox"/> On Labeling accompanying product	
6. Manner In Which Label Is Affixed To Product <input type="checkbox"/> Lithograph <input type="checkbox"/> Paper glued <input type="checkbox"/> Stenciled				<input type="checkbox"/> Other (_____)	

Section IV

1. Contact Point (Complete items directly below for identification of individual to be contacted, if necessary, to process this application)		
Name J. H. (Jack) Cain	Title Product Registration Manager	Telephone No. (Include Area Code) (302) 992-6106
2. Signature 		3. Title Product Registration Manager
4. Typed Name J. H. (Jack) Cain		5. Date June 26, 1995
I certify that the statements I have made on this form and all attachments thereto are true, accurate and complete. I acknowledge that any knowingly false or misleading statement may be punishable by fine or imprisonment or both under applicable law.		6. Date Application Received. (Stamped)



14/10



# Reliance™ STS® SP

soybean herbicide

---



*"..... A Growing Partnership With Nature"*

### "RELIANCE STS SP" HIGHLIGHTS

- For selective postemergence broadleaf weed control in soybeans.
- RELIANCE STS SP is applied at a rate of one 2.0 ounce Soluble Pack per 4 acres. See Rate.
- Include a spray additive recommended in this label. See Spray Additives.
- Include a nitrogen fertilizer (example: 2-4 quarts of 28-0-0). See Spray Additives.
- May be applied by ground (broadcast or band) or by air.
- For ground application, apply in 10-25 gallons of water at 25-60 psi. Use flat fan nozzles to optimize RELIANCE STS SP performance.
- Apply to actively growing weeds at the recommended sizes. See Rate.
- Tank mix only with pesticides specified by this or other supplemental labeling. See Tank Mix Applications.
- Certain environmental conditions, such as cool and dry, or hot and humid weather, affect the performance of RELIANCE STS SP. See Environmental Conditions.

Consult label text for complete instructions.  
Always read and follow label directions for use.

### TABLE OF CONTENTS

Precautionary Statements ..... 1

Application Information ..... 2

Rate ..... 2

When to Apply ..... 2

Spray Additives ..... 3

Mixing Instructions ..... 3

Tank Mix Applications ..... 3

Application Equipment ..... 4

Ground Application ..... 4

Aerial Application ..... 4

Environmental Conditions  
and Biological Activity ..... 4

Cultivation ..... 4

Crop Rotation ..... 4

Rotational Crop Intervals  
for RELIANCE STS SP ..... 4

Field Bioassay for Other Crops ..... 5

Sprayer Preparation and Cleanup ..... 5


Spray Drift ..... 5

Important Precautions ..... 6

Information on Resistant Weeds ..... 6

Storage and Disposal ..... 7

Notice of Warranty ..... 7





# Reliance™ STS® SP

## soybean herbicide

**Dry flowable**

**For Use on Soybeans Only**

This product is a water-dispersible granule containing 25% active ingredient by weight contained in premeasured water-soluble packets.

<i>Active Ingredients:</i>	<i>By Weight</i>
Thifensulfuron methyl Methyl 3-[[[(4-methoxy-6-methyl-1,3,5-triazin-2-yl)amino]carbonyl]amino]sulfonyl]-2-thiophenecarboxylate	9.0%
Chlorimuron Ethyl Ethyl 2-[[[(4-chloro-6-methoxypyrimidin-2-yl) amino]carbonyl]amino]sulfonyl]benzoate	16.0%
<i>Inert Ingredients</i>	75.0%
<b>TOTAL</b>	<b>100.0%</b>

EPA Reg. No. 352 - 580

U.S. Patents 4,547,215, 4,481,029 and 4,394,506

KEEP OUT OF REACH OF CHILDREN

## CAUTION

### STATEMENT OF PRACTICAL TREATMENT

*If in eyes:*

Flush eyes with plenty of water.  
Call a physician if irritation persists.

*If on skin:*

Wash with plenty of soap and water.  
Get medical attention if irritation persists.  
For medical emergencies involving this product, call toll-free 1-800-441-3637.

### PRECAUTIONARY STATEMENTS

#### HAZARDS TO HUMANS AND DOMESTIC ANIMALS

Caution! Causes moderate eye irritation. Harmful if absorbed through skin. Avoid contact with skin, eyes or clothing. Wash thoroughly with soap and water after handling.

#### PERSONAL PROTECTIVE EQUIPMENT

Applicators and other handlers must wear:

Long-sleeved shirt and long pants.

Waterproof gloves.

Shoes plus socks.

Follow manufacturer's instructions for cleaning/maintaining PPE. If no such instructions for washables, use detergent and hot water. Keep and wash PPE separately from other laundry.

#### USER SAFETY RECOMMENDATIONS

**USERS SHOULD:** Wash hands before eating, drinking, chewing gum, using tobacco or using the toilet.

#### ENVIRONMENTAL HAZARDS

Do not apply directly to water, or to areas where surface water is present, or to intertidal areas below the mean high water mark.

Do not contaminate water when disposing of equipment washwater. Do not apply where/when conditions favor runoff.

4/10

## DIRECTIONS FOR USE

It is a violation of federal law to use this product in a manner inconsistent with its labeling.

Do not apply this product in a way that will contact workers or other persons, either directly or through drift. Only protected handlers may be in the area during application. For any requirements specific to your State or Tribe, consult the agency responsible for pesticide regulation.

### AGRICULTURAL USE REQUIREMENTS

Use this product only in accordance with its labeling and with the Worker Protection Standard, 40 CFR part 170. This Standard contains requirements for the protection of agricultural workers on farms, forests, nurseries, and greenhouses, and handlers of agricultural pesticides. It contains requirements for training, decontamination, notification, and emergency assistance. It also contains specific instructions and exceptions pertaining to the statements on this label about personal protective equipment (PPE) and restricted-entry interval. The requirements in this box only apply to uses of this product that are covered by the Worker Protection Standard.

Do not enter or allow worker entry into treated areas during the restricted entry interval (REI) of 12 hours.

PPE required for early entry to treated areas that is permitted under the Worker Protection Standard and that involves contact with anything that has been treated, such as plants, soil, or water, is:

- Coveralls.
- Waterproof Gloves
- Shoes plus socks.

### FOR USE ONLY ON SOYBEAN VARIETIES DESIGNATED AS "STS".

Do not apply this product through any type of irrigation system.

FOR USE ONLY ON SOYBEAN VARIETIES DESIGNATED AS "STS".

These "STS" varieties must be purchased from an authorized seed supplier.

The "STS" designation indicates the soybean variety contains a proprietary trait that enhances the soybeans natural tolerance to DuPont soybean sulfonylurea herbicides. Information on "STS" soybean varieties may be obtained from your seed supplier or DuPont representative.

This product is a water-dispersible granule containing 25% active ingredient in a premeasured water soluble pack.

## APPLICATION INFORMATION

Du Pont RELIANCE STS SP Herbicide is a convenient dispersible granule formulation premeasured in 4 acre packs which readily dissolve in water.

### Rate

Apply RELIANCE STS SP at a rate of one 2 ounce packet per 4 acres for selective postemergence broadleaf weed control. Do not make more than one application of RELIANCE STS SP per cropping season.

Tank mixing with a postemergent grass herbicide such as DuPont Assure® II will provide selective control of most broadleaf weeds and grasses in soybeans.

### When to Apply

RELIANCE STS SP performs best when applied to small weeds a few weeks after planting.

### Timing to Crop Stage

- RELIANCE STS SP may be applied to soybeans any time after the first trifoliolate has expanded fully.
- Apply no later than 60 days before harvest.

### Timing to Weeds

- Apply RELIANCE STS SP when weeds are young and actively growing (after the first true leaves have expanded, but before the weeds exceed the size indicated in the table below).
- Applications made to weeds that are in the cotyledon stage, larger than the size indicated, or to weeds under stress may result in unsatisfactory control.

When applied as directed, RELIANCE STS SP will control the following weeds:

Weeds Controlled	Height (inches) at Application
Annual Smartweeds	2 - 8
Cocklebur	2 - 6
Common Ragweed	1 - 3
Jimsonweed	2 - 5
Lambsquarters	2 - 4
Marestail	2 - 5
Pigweed species	2 - 12
Velvetleaf	2 - 6
Wild Mustard	up to 4" in dia.
Wild Sunflower	2 - 4

Weeds Suppressed	Height (inches) at Application
Morningglory species	1 - 2
Entireleaf	1 - 2
Ivyleaf	1 - 2
Pitted	1 - 2
Smallflower	1 - 2
Tall	1 - 2
Yellow nutsedge	1 - 3

\* Weed suppression is a visual reduction in weed competition (reduced population, size, and/or vigor) as compared to an untreated area. Degree of control can be increased by treating weeds when actively growing and not under stress.

## Spray Additives

Applications of RELIANCE STS SP must include a crop oil concentrate. Refer to the Du Pont bulletin "Approved Adjuvants for Use with Du Pont Row Crop and Cereal Herbicides" for a list of approved adjuvants and suggested use rates for RELIANCE STS SP. An ammonium nitrogen fertilizer is also required. Products that combine ammonium fertilizers with surfactants or crop oils must meet all of the surfactant/crop oil and ammonium nitrogen fertilizer requirements.

### Crop Oil Concentrate

- Apply crop oil concentrate at 8 pt per 100 gal of spray solution (1.0% v/v).
- Use a good-quality, petroleum-based or methylated seed oil-based crop oil concentrate with at least 14% emulsifiers and 80% oil.

### Ammonium Nitrogen Fertilizer

In addition to a crop oil concentrate, an ammonium nitrogen fertilizer is required.

- Use a high-quality, liquid nitrogen fertilizer such as 28-0-0 at a rate of 4-8 pt per acre, or a 10-34-0 at a rate of 2-4 pt per acre.
- Alternatively, a high-quality, sprayable grade of ammonium sulfate (21-0-0) may be used at a rate of 2-4 lb per acre.
- Use the lower rate of fertilizer for spray volumes of less than 15 gal per acre.

## MIXING INSTRUCTIONS

Soluble Packs are contained in waterproof, resealable plastic bags, with plastic bags enclosed in a cardboard box. The individual Soluble Packs will dissolve completely in water. Open the outer resealable plastic bag, remove the number of required Soluble Packs for the application rate of one 2.0 ounce Soluble Pack per 4 treated acres, and drop them into the spray tank as directed below.

### Soluble Pack Handling Precautions:

The outer resealable plastic bag is NOT soluble in water. DO NOT place it in the spray tank.

Excessive handling of the packs, or exposure to moisture, will cause breakage.

Do not touch the packs with wet hands or place them on wet surfaces.

Protect unused Soluble Packs by resealing them in the plastic bag.

To Use the Soluble Packs:

1. Fill the tank 1/4 to 1/3 full of water.
2. While agitating, add the required number of RELIANCE STS SP Soluble Packs (one 2.0 ounce Soluble Pack per 4 acres).
3. The packs should dissolve completely within 5 minutes. Continue adequate agitation.
4. RELIANCE STS SP should be thoroughly mixed with water in the spray tank before adding any other material. As the tank is filling and after the Soluble Packs have dissolved, add (in order): other herbicide(s), the required spray adjuvant, the required nitrogen fertilizer.

5. Apply RELIANCE STS SP spray preparation within 24 hours of mixing to avoid product degradation.

6. If the mixture has settled, thoroughly reagituate before using.

## TANK MIX APPLICATIONS

Do not tank mix RELIANCE STS SP with any other pesticide or spray adjuvant except as specified on this or other supplemental labeling.

### RELIANCE STS SP AND POSTEMERGENCE GRASS HERBICIDES

RELIANCE STS SP may be tank mixed with postemergence grass herbicides such as Du Pont ASSURE® II Herbicide.

- For best results apply RELIANCE STS SP 7 days before or 1 day after the grass herbicide. Refer to the grass herbicide label for precautions and specific use information.
- Include a crop oil concentrate with the tank mix of RELIANCE STS SP and postemergence grass herbicides such as ASSURE II. Use the rate listed in the Soybean Spray Additives section.
- Under certain conditions RELIANCE STS SP may reduce the activity of the grass herbicide. The broadleaf activity of RELIANCE STS SP will not be affected.
- RELIANCE STS SP may be tank mixed with other grass herbicides such as Poast Plus<sup>1</sup>, Select<sup>2</sup>, Fusion<sup>3</sup>, or Fusilade<sup>3</sup> 2000. Read and follow label directions for any tank mix product.

The types of grass present determine the amount of ASSURE II to be tank mixed with RELIANCE STS SP. When applied as directed, a tank mix of RELIANCE STS SP and ASSURE II will control the following grasses:

#### RELIANCE STS SP + 5 oz of "Assure" II per acre

Grass	Size (Height) inches
volunteer corn	6 - 18
shattercane	6 - 12
giant foxtail	2 - 4 (pretiler)
seedling johnsongrass	2 - 8

#### RELIANCE STS SP + 8 oz of "Assure" II per acre

Grass	Size (Height) inches
wild proso millet	2 - 6
fall panicum	2 - 6
green foxtail	2 - 4
bristly foxtail	2 - 4
field sandbur	2 - 6
volunteer cereals	2 - 6

#### RELIANCE STS SP + 10 oz of "Assure" II per acre

Grass	Size (Height) inches
rhizome johnsongrass	10 - 24

Do not tank mix RELIANCE STS SP with organophosphate insecticides, or apply RELIANCE STS SP within 1/4 days before or after an application of an organophosphate insecticide, as severe crop injury may occur.

## APPLICATION EQUIPMENT

Many crops are highly sensitive to RELIANCE STS SP. All direct or indirect contact (such as spray drift) with crops other than soybeans should be avoided.

### Ground Application (See also Spray Drift)

#### Broadcast Application

- Use 10-25 gallons of water per acre.
- Use flat fan nozzles at 25-60 psi.
- Do not use flood, hollow cone, rain drop, whirl chamber, or controlled droplet applicator (CDA) type nozzles. Unacceptable crop injury, excessive spray drift, or poor weed control may result.

- For proper spray coverage, adjust the boom and nozzle height according to the specifications listed by the nozzle manufacturer.

#### Band Application

- For band application, use proportionately less spray mixture.
- To avoid crop injury, carefully calibrate the band applicator not to exceed the labeled rate.
- Carefully follow the manufacturer's instructions for nozzle types (flat fan nozzles preferred), nozzle orientation, distance of the nozzles from the crop and weeds, spray volumes, calibration, and spray pressure.
- For additional information on row banders, see Du Pont's bulletin, "Application Accuracy Row Banders."

#### Aerial Application (See also Spray Drift)

- Use nozzle types and arrangements that will provide for optimum spray distribution and maximum coverage at 5 to 10 GPA.
- Do not apply during a temperature-inversion condition, when winds are gusty, or when other conditions will favor poor coverage and/or off-target spray movement.
- Use a minimum of 5 gallons of water per acre.

## ENVIRONMENTAL CONDITIONS AND BIOLOGICAL ACTIVITY

RELIANCE STS SP rapidly inhibits the growth of susceptible weeds. Leaves of susceptible plants yellow 3-5 days after application, followed, in controlled plants, by the death of the growing point. RELIANCE STS SP will provide complete control of susceptible weeds in 7-21 days. Suppressed plants may remain green but will be stunted and noncompetitive.

RELIANCE STS SP will provide best results when applied to young, actively growing weeds. Degree of control depends on: weed spectrum; weed size (if weeds are large, use higher spray volume); growing conditions at and following treatment; soil moisture; precipitation; and spray adjuvants. Treating weeds under stress or large weeds may result in only partial control. Stress may be caused by:

- abnormal weather (hot or cold)
- mechanical injury from cultivation
- drought
- water-saturated soil
- disease
- insect injury
- prior herbicide injury

Stress affects some weeds, such as pigweed, more than others. Delay application until stress passes and weeds start to grow again.

Severe stress (drought, disease, insect damage, or nutrient deficiency such as iron chlorosis) following application may also result in poor weed control.

Do not apply RELIANCE STS SP if rain is expected within 1 hour or weed control may decrease.

## CULTIVATION

A timely cultivation may be necessary to control suppressed weeds, weeds that were beyond the maximum size at the time of application, or weeds that emerge after an application of RELIANCE STS SP.

- Do not cultivate before, during, or within 7 days after the application. Cultivation may decrease weed control by pruning roots and placing the weed under stress.
- The best time to cultivate is approximately 14 days after application.

## CROP ROTATION

### Rotational Crop Intervals for RELIANCE STS SP

The following rotational intervals must be observed when using RELIANCE STS SP:

Crop	Rotational Interval In Months
Soybeans	Anytime
Cereal Grains	3
Ryegrass	3
Field Corn *	9
Cotton	9
Alfalfa	11
Clover	9
Dry Beans	9
Sorghum	11
Peanut	6
Rice	9
Tobacco (transplant)	9
Tomato (transplant)	9

\* When using RELIANCE STS SP Herbicide, the term "FIELD CORN" is defined to include only that corn grown for grain or silage, popcorn, and seed corn relative to the Rotational Crop Guidelines section of this label.

### Field Bioassay for Other Crops

All other crops require a successful field bioassay. The suggested interval before initiating a bioassay is 9 months. If the crop you want to plant does not appear in the table above, you must complete a successful field bioassay during the season before planting. The field bioassay will detect small quantities of RELIANCE STS SP that can remain in the soil and could potentially injure rotational crops. A successful field bioassay means growing to maturity a test strip of crop(s) intended for production the following year. The test strip should cross the whole field, including knolls and low areas.

### SPRAYER PREPARATION AND CLEANUP

It is important that spray equipment is clean and free of previous pesticide deposits before using RELIANCE STS SP, and then properly cleaned out following application. Clean all application equipment before applying RELIANCE STS SP. Follow the cleanup procedures specified on the label of the product previously sprayed. If no cleanup procedure is provided, use the procedure that follows. Immediately following applications of RELIANCE STS SP, thoroughly clean all mixing and spray equipment to avoid applications to crops other than soybeans.

#### Notes

- When cleaning spray equipment before applying RELIANCE STS SP, read and follow label directions for proper rinsate disposal of the product previously sprayed.
- A steam cleaning of aerial spray tanks is recommended to dislodge any visible pesticide deposits.
- When spraying or mixing equipment will be used over an extended period to apply multiple loads of RELIANCE STS SP, partially fill the tank with fresh water at the end of each day of spraying, flush the boom and hoses, and allow to sit overnight.

#### Cleanup Procedure

1. Drain the tank and thoroughly hose down the interior surfaces. Flush the tank, hoses, and boom with clean water for a minimum of 5 minutes.
  2. Partially fill the tank with clean water and add one gallon of household ammonia\* (containing 3% active) for every 100 gallons of water. Finish filling the tank with water, then flush the cleaning solution through the hoses, boom, and nozzles. Add more water to completely fill the tank and allow to agitate/recirculate for at least 15 minutes. Again, flush the hoses, boom, and nozzles with the cleaning solution, then drain the tank.
  3. Repeat Step 2.
  4. Remove the nozzles and screens and clean separately in a bucket containing the cleaning agent and water.
  5. Thoroughly rinse the tank with clean water for a minimum of 5 minutes, flushing the water through the hoses and boom.
- \* Equivalent amounts of an alternate strength ammonia solution may be used, or a tank cleaner recommended in the DuPont bulletin "Sulfonylurea Herbicides. A Guide to Equipment Cleanup."

### SPRAY DRIFT MANAGEMENT

The interaction of many equipment and weather-related factors determines the potential for spray drift. The applicator is responsible for considering all these factors when making application decisions.

**AVOIDING SPRAY DRIFT IS THE RESPONSIBILITY OF THE APPLICATOR.**

#### IMPORTANCE OF DROPLET SIZE

The most effective way to reduce drift potential is to apply large droplets (>150 - 200 microns). The best drift management strategy is to apply the largest droplets that provide sufficient coverage and control. The presence of sensitive species nearby, the environmental conditions, and pest pressure may affect how an applicator balances drift control and coverage. **APPLYING LARGER DROPLETS REDUCES DRIFT POTENTIAL, BUT WILL NOT PREVENT DRIFT IF APPLICATIONS ARE MADE IMPROPERLY OR UNDER UNFAVORABLE ENVIRONMENTAL CONDITIONS!** See **Wind, Temperature and Humidity, and Temperature Inversions** sections of this label.

#### Controlling Droplet Size - General Techniques

- **Volume** - Use high flow rate nozzles to apply the highest practical spray volume. Nozzles with higher rated flows produce larger droplets.
- **Pressure** - Use the lower spray pressures recommended for the nozzle. Higher pressure reduces droplet size and does not improve canopy penetration. **WHEN HIGHER FLOW RATES ARE NEEDED, USE A HIGHER-CAPACITY NOZZLE INSTEAD OF INCREASING PRESSURE.**
- **Nozzle Type** - Use a nozzle type that is designed for the intended application. With most nozzle types, narrower spray angles produce larger droplets. Consider using low-drift nozzles.

#### Controlling Droplet Size - Aircraft

- **Number of Nozzles** - Use the minimum number of nozzles with the highest flow rate that provide uniform coverage.
- **Nozzle Orientation** - Orienting nozzles so that the spray is emitted backwards, parallel to the airstream will produce larger droplets than other orientations.
- **Nozzle Type** - Solid stream nozzles (such as disc and core with swirl plate removed) oriented straight back produce larger droplets than other nozzle types.
- **Boom Length** - The boom length should not exceed 3/4 of the wing or rotor length - longer booms increase drift potential.
- **Application Height** - Application more than 10 ft above the canopy increases the potential for spray drift.

#### BOOM HEIGHT

Setting the boom at the lowest labeled height (if specified) which provides uniform coverage reduces the exposure of droplets to evaporation and wind. For ground equipment, the boom should remain level with the crop and have minimal bounce.

#### WIND

Drift potential increases at wind speeds of less than 3 mph (due to inversion potential) or more than 10 mph. However, many factors, including droplet size and equipment type determine drift potential at any given wind speed. **AVOID GUSTY OR WINDLESS CONDITIONS.**



Note: Local terrain can influence wind patterns. Every applicator should be familiar with local wind patterns and how they affect spray drift.

**TEMPERATURE AND HUMIDITY**

When making applications in hot and dry conditions, set up equipment to produce larger droplets to reduce effects of evaporation.

**TEMPERATURE INVERSIONS**

Drift potential is high during a temperature inversion. Temperature inversions restrict vertical air mixing, which causes small suspended droplets to remain close to the ground and move laterally in a concentrated cloud. Temperature inversions are characterized by increasing temperature with altitude and are common on nights with limited cloud cover and light to no wind. They begin to form as the sun sets and often continue into the morning. Their presence can be indicated by ground fog; however, if fog is not present, inversions can also be identified by the movement of smoke from a ground source or an aircraft smoke generator. Smoke that layers and moves laterally in a concentrated cloud (under low wind conditions) indicates an inversion, while smoke that moves upward and rapidly dissipates indicates good vertical air mixing.

**SHIELDED SPRAYERS**

Shielding the boom or individual nozzles can reduce the effects of wind. However, it is the responsibility of the applicator to verify that the shields are preventing drift and not interfering with uniform deposition of the product.

**AIR ASSISTED (AIR BLAST) FIELD CROP SPRAYERS**

Air assisted field crop sprayers carry droplets to the target via a downward directed air stream. Some may reduce the potential for drift, but if a sprayer is unsuitable for the application and/or set up improperly, high drift potential can result. It is the responsibility of the applicator to determine that a sprayer is suitable for the intended application, is configured properly, and that drift is not occurring.

Note: Air assisted field sprayers can affect product performance by affecting spray coverage and canopy penetration. Consult the application equipment section of this label to determine if use of an air assisted sprayer is recommended.

**AIR ASSISTED (AIR BLAST) TREE AND VINE SPRAYERS**

Air assisted tree and vine sprayers carry droplets into the canopy of trees and vines via a radially or laterally directed air stream. These sprayers are not suitable for applying herbicides.

In addition to the general drift management principles already described, the following specific practices will further reduce the potential for drift:

- Adjust deflectors and aiming devices so that spray is only directed into the canopy.
- Block off upward pointed nozzles when there is no overhanging canopy.
- Use only enough air volume to penetrate the canopy and provide good coverage.
- Do not allow spray to go beyond the edge of the cultivated area. Spray the outside row only from outside the planting.

**IMPORTANT PRECAUTIONS**

RELIANCE STS SP Herbicide should be used only in accordance with recommendations on this label or in separately published DuPont recommendations. DuPont will not be responsible for losses or damage resulting from use of this product in any manner not specifically recommended by DuPont.

**Do not graze treated fields or harvest for forage or hay. Do not apply this product through any type of irrigation equipment.**

Injury to or loss of desirable trees or vegetation may result from failure to observe the following:

- Do not apply RELIANCE STS SP or drain or flush equipment on or near desirable trees or other plants, on areas where their roots may extend, or in locations where the chemical may be washed or moved into contact with their roots.
- Do not use on lawns, walks, driveways, tennis courts or similar areas.
- Prevent spray drift to desirable plants.
- Thoroughly clean all application equipment immediately after use and prior to spraying crops other than soybeans.

**RELIANCE STS SP is for use only on soybean varieties designated as "STS".**

- Application to soybean varieties not designated as "STS" will result in severe crop injury and/or yield loss.
- DuPont will not warrant the safety of this treatment to seed saved from previous production (bin run seed).
- These "STS" varieties must be purchased from an authorized seed supplier.
- The "STS" designation indicates the soybean variety contains a proprietary trait that enhances the soybean's natural tolerance to DuPont sulfonylurea herbicides. Information on "STS" soybean varieties may be obtained from your seed supplier or DuPont representative.

**INFORMATION ON RESISTANT WEEDS**

When herbicides with the same mode of action are used repeatedly over several years to control the same weed species in the same field, naturally-occurring resistant weed biotypes may survive a correctly applied herbicide treatment, propagate, and become dominant in that field. These resistant weed biotypes may not be adequately controlled. Cultural practices such as tillage, preventing weed escapes from going to seed, and using herbicides with different modes of action within and between crop seasons can aid in delaying the proliferation and possible dominance of herbicide resistant weed biotypes.

If weed control is unsatisfactory, several other factors that could negatively affect herbicide performance should be investigated in addition to the selection for resistant biotypes. These factors include unfavorable environmental conditions, application errors, applications to plants under stress, or uses not according to the product label (cf. label rates, weed sizes, tank mixes, improper adjuvant type or rate, etc.).

12/10

### **STORAGE AND DISPOSAL**

**Storage:** Store product in original container only. Do not contaminate water, other pesticides, fertilizer, food or feed in storage.

**Product Disposal:** Do not contaminate water, food or feed by disposal. Waste resulting from the use of this product may be disposed of on site or at an approved waste disposal facility.

**Container Disposal:** Triple rinse (or equivalent), then offer for recycling or reconditioning, or puncture and dispose of in a sanitary landfill, or by incineration, or, if allowed by state and local authorities, by burning. If burned, stay out of smoke.

**Notice to Buyer:** Purchase of this material does not confer any rights under patents of countries outside of the United States. Use of this quantity of purchased RELIANCE STS SP herbicide is permitted under claim 24 of U.S. Patent 5,084,082.

### **NOTICE OF WARRANTY**

Du Pont warrants that this product conforms to the chemical description on the label thereof and is reasonably fit for purposes stated on such label only when used in accordance with directions under normal use conditions. It is impossible to eliminate all risks inherently associated with the use of this product. Crop injury, ineffectiveness, or other unintended consequences may result because of such factors as weather conditions, presence of other materials, or the manner of use or application, all of which are beyond the control of Du Pont. In no case shall Du Pont be liable for consequential, special or indirect damages resulting from the use or handling of this product. All such risks shall be assumed by the buyer. **DU PONT MAKES NO WARRANTIES OF MERCHANTABILITY OR FITNESS FOR A PARTICULAR PURPOSE NOR ANY OTHER EXPRESSED OR IMPLIED WARRANTY EXCEPT AS STATED ABOVE.**

1. Registered Trademark of BASF
2. Registered Trademark of Valent USA
3. Registered Trademark of Zeneca Inc.

**SL - 198 9065 6/15/95**