



**Section I**

1. Company/Product Number DuPont/352-573	2. EPA Product Manager R. J. Taylor	3. Proposed Classification <input checked="" type="checkbox"/> None <input type="checkbox"/> Restricted
4. Company/Product (Name) DuPont Synchrony® STS® DF Herbicide	PM# 25	
5. Name and Address of Applicant (Include ZIP Code) E. I. duPont de Nemours and Company Agricultural Products/Attn: J.H.Cain/WM6-285 P. O. Box 80038 Wilmington, DE 19880-0038 <input type="checkbox"/> Check if this is a new address	6. Expedited Review. In accordance with FIFRA Section 3(c)(3) (b)(i), my product is similar or identical in composition and labeling to:  EPA Reg. No. _____ Product Name _____	

**Section II**

<input type="checkbox"/> Amendment - Explain below	<input type="checkbox"/> Final printed labels in response to Agency letter dated _____
<input type="checkbox"/> Resubmission in response to Agency letter dated _____	<input type="checkbox"/> "Me Too" Application.
<input checked="" type="checkbox"/> Notification - Explain below.	<input type="checkbox"/> Other - explain below.

Explanation: Use additional page(s) if necessary. (For section I and Section II.)  
Submission of notification change to label for DuPont Synchrony® STS® DF Herbicide (352-573).  
Supporting documents: • Cover letter, J. H. Cain to S. Hobgood, dated 6/27/95. • One (1) copy of corrected label, noted as SL146 9065 6/15/95. • One (1) copy of previous label (D146 052094). • Docu-Comp for reference.

**Section III**

1. Material This Product Will Be Packaged In:				2. Type of Container	
Child-Resistant Packaging <input type="checkbox"/> Yes* <input type="checkbox"/> No	Unit Packaging <input type="checkbox"/> Yes <input type="checkbox"/> No	Water Soluble Packaging <input type="checkbox"/> Yes <input type="checkbox"/> No		<input type="checkbox"/> Metal	<input type="checkbox"/> Plastic
	if "Yes," Unit Package wgt.	No. per container	if "Yes," Package wgt.	No. per container	<input type="checkbox"/> Glass
* Certification must be submitted.					<input type="checkbox"/> Paper
3. Location of Net Contents Information <input type="checkbox"/> Label <input type="checkbox"/> Container		4. Size(s) of Retail Container		5. Location of Label Directions <input type="checkbox"/> On Label <input type="checkbox"/> On Labeling accompanying product	
6. Manner In Which Label Is Affixed To Product <input type="checkbox"/> Lithograph <input type="checkbox"/> Paper glued <input type="checkbox"/> Stenciled			<input type="checkbox"/> Other (_____)		

**Section IV**

1. Contact Point (Complete items directly below for identification of individual to be contacted, if necessary, to process this application.)		
Name J. H. (Jack) Cain	Title Product Registration Manager	Telephone No. (Include Area Code) (302) 992-6106
2. Signature 		6. Date Application Received (Stamped)
3. Title Product Registration Manager		
4. Typed Name J. H. (Jack) Cain		
5. Date June 27, 1995		


10/26



# Synchrony<sup>®</sup> STS<sup>®</sup> DF

herbicide

---



®

*“..... A Growing Partnership With Nature.”*



### SYNCHRONY® STS® DF HIGHLIGHTS

- SYNCHRONY STS DF provides selective postemergence weed control in soybean varieties designated as "STS".
- SYNCHRONY STS DF is applied at the rate of 0.5 ounce per acre.
- SYNCHRONY STS DF may be tank mixed with ASSURE II, or other products for increased weed control.
- Include a crop oil concentrate and ammonium-based nitrogen fertilizer.
- SYNCHRONY STS DF may be applied by ground (broadcast or band) or by air.
- For ground application, apply in a minimum of 10 gal water per acre using flat fan nozzles (25-60 psi). See Application Equipment.
- Apply to actively growing weeds at the recommended sizes. See Rate.
- Certain crop rotations apply. See Rotational Crop Guidelines
- Consult label text for complete instructions. Always read and follow label directions for use.

### TABLE OF CONTENTS

Directions For Use ..... 2

Application Information ..... 2

    Timing To Crop Stage ..... 2

    Timing To Weeds ..... 2

    Rate and Weeds Controlled ..... 2

    Split Applications ..... 3

Where SYNCHRONY STS

    May Be Used ..... 3

    No-Till/Conservation Till ..... 3

    Spray Additives ..... 3

    Tank Mix Applications ..... 3

Mixing Instructions ..... 4

Application Equipment ..... 5

    Ground Application ..... 5

    Aerial Application ..... 5

Environmental Conditions and

    Biological Activity ..... 5

    Rotational Crop Guidelines ..... 5

    Sprayer Preparation and Cleanup ..... 6

    Spray Drift Management ..... 6


    Important Precautions ..... 7

    Information on Resistant Weeds ..... 7

    Storage and Disposal ..... 8

    Notice to Buyer ..... 8

    Notice of Warranty ..... 8



4 of 26



# Synchrony® STS® DF

herbicide

### Dispersible Granules

Active Ingredients	By Weight
Chlorimuron Ethyl	
Ethyl 2-[[[(4-chloro-6-methoxypyrimidin-2-yl)amino]carbonyl]amino]sulfonyl]benzoate	31.8%
Thifensulfuron methyl	
Methyl 3-[[[(4-methoxy-6-methyl-1,3,5-triazin-2-yl)amino]carbonyl]amino]sulfonyl]-2-thiophenecarboxylate	10.2%
<b>INERT INGREDIENTS</b>	<b>58.0%</b>
<b>TOTAL</b>	<b>100.0%</b>

EPA Reg. No. 352 - 573  
U.S. Patent No. 4,394,506, 4,547,215 & 4,481,029

### FOR USE ONLY ON SOYBEAN VARIETIES DESIGNATED AS "STS".

- Application to soybean varieties not designated as "STS" will result in severe crop injury and/or yield loss.
- DuPont will not warrant the safety of this treatment to seed saved from previous year's production (bin run seed).
- These "STS" varieties must be purchased from an authorized seed supplier.
- The "STS" designation indicates the soybean variety contains a proprietary trait that enhances the soybean's natural tolerance to DuPont soybean sulfonylurea herbicides. Information on "STS" soybean varieties may be obtained from your seed supplier or DuPont representative.

KEEP OUT OF REACH OF CHILDREN

## CAUTION

### PRECAUTIONARY STATEMENTS

#### HAZARDS TO HUMANS AND DOMESTIC ANIMALS

**Caution!** May be harmful if absorbed through skin. Causes (moderate) eye injury (irritation). Avoid contact with skin, eyes, and clothing. Wash thoroughly with soap and water after handling.

### STATEMENT OF PRACTICAL TREATMENT

**IF IN EYES:** Flush eyes with plenty of water. Call a physician if irritation persists.

**IF ON SKIN:** Wash with plenty of soap and water. Get medical attention.

*For medical emergencies involving this product, call toll-free 1-800-441-3637.*

### PERSONAL PROTECTIVE EQUIPMENT

Applicators and other handlers must wear:

- Long-sleeved shirt and long pants.
- Waterproof gloves.
- Shoes plus socks.

Follow manufacturer's instructions for cleaning/maintaining PPE. If no such instructions for washables, use detergent and hot water. Keep and wash PPE separately from other laundry.

### ENGINEERING CONTROL STATEMENTS

When handlers use closed systems, enclosed cabs or aircraft in a manner that meets the requirements listed in the Worker Protection Standard (WPS) for agricultural pesticides [40 CFR part 170 Section 170.240 (d)(4-6)], the handler PPE requirements may be reduced or modified as specified in the WPS.

### USER SAFETY RECOMMENDATIONS

**USERS SHOULD:** Wash hands before eating, drinking, chewing gum, using tobacco or using the toilet.

### ENVIRONMENTAL HAZARDS

Do not apply directly to water, or to areas where surface water is present, or to intertidal areas below the mean high water mark. Do not contaminate water when disposing of equipment washwaters.

## DIRECTIONS FOR USE

It is a violation of federal law to use this product in a manner inconsistent with its labeling.

Do not apply this product in a way that will contact workers or other persons, either directly or through drift. Only protected handlers may be in the area during application. For any requirements specific to your State or Tribe, consult the agency responsible for pesticide regulation.

### AGRICULTURAL USE REQUIREMENTS

Use this product only in accordance with its labeling and with the Worker Protection Standard, 40 CFR part 170. This Standard contains requirements for the protection of agricultural workers on farms, forests, nurseries, and greenhouses, and handlers of agricultural pesticides. It contains requirements for training, decontamination, notification, and emergency assistance. It also contains specific instructions and exceptions pertaining to the statements on this label about personal protective equipment (PPE) and restricted-entry interval. The requirements in this box only apply to uses of this product that are covered by the Worker Protection Standard.

Do not enter or allow worker entry into treated areas during the restricted entry interval (REI) of 12 hours.

PPE required for early entry to treated areas that is permitted under the Worker Protection Standard and that involves contact with anything that has been treated, such as plants, soil, or water, is:

- Coveralls.
- Waterproof gloves.
- Shoes plus socks.

Do not apply this product through any type of irrigation system.

FOR USE ONLY ON SOYBEAN VARIETIES DESIGNATED AS "STS".

These "STS" varieties must be purchased from an authorized seed supplier.

The "STS" designation indicates the soybean variety contains a proprietary trait that enhances the soybeans natural tolerance to DuPont soybean sulfonylurea herbicides. Information on "STS" soybean varieties may be obtained from your seed supplier or DuPont representative.

**USE ONLY IN THE STATES OF AL, AR, DE, FL, GA, IA, IL, IN, KS, KY, LA, MD, MI, MO, MS, NC, NE, NJ, OH, OK, PA, SC, TN, TX, VA, WV.**

This product is a water-dispersible granule containing 25% active ingredient in a premeasured water soluble pack.

### APPLICATION INFORMATION

Du Pont's SYNCHRONY STS DF herbicide is a dispersible granule formulation which readily disperse in water.

### Timing To Crop Stage

- SYNCHRONY STS may be applied any time after the first trifoliolate leaf opened but no later than 60 days before soybean maturity.
- SYNCHRONY STS DF performs best when applied to small weeds a few weeks after planting.

### Timing To Weeds

- Apply SYNCHRONY STS DF when weeds are young and actively growing (after the first true leaves have expanded, but before the weeds exceed the size indicated below).
- Applications made to weeds larger than the sizes indicated below, or to weeds under stress, may result in unsatisfactory control.
- Applications made after July 15 may result in less than satisfactory weed control due to the large sizes of the weeds and increased weather stress.

### Rate

Apply SYNCHRONY STS DF at a rate of 0.5 ounce per acre for selective postemergence broadleaf weed control.

When applied as directed, SYNCHRONY STS DF will control the following weeds:

Weed	Height (in inches)
Beggarticks (Bidens sp)	2-6
Bristly Starbur	2-3
Burcucumber*	2-3
Cocklebur	2-8
Common Milkweed (above ground portion)	2-6
Cowpea	2-5
Florida Beggarweed	2-5
Florida Pusley	1-3
Hemp Sesbania	2-5
Lambsquarters	2-4
Jerusalem Artichoke (above ground portion)	2-6
Jimsonweed	2-5
Marestail	2-5
Morningglory* (annual)	
Entireleaf	1-3
Ivyleaf	1-3
Pitted	1-3
Smallflower	1-3
Tall	1-3
Mustard	5**
Pigweeds	
Redroot (Rough)	2-8
Others	2-8
Ragweed	2-4
Common	2-4
Giant*	2-4
Sicklepod*	1-3
Smartweed	
Ladysthumb	2-8
Pennsylvania	2-8
Sunflower	2-8
Tall Waterhemp	2-8
Wild Poinsettia	1-2
Yellow Nutsedge	2-3
Velvetleaf	2-8

\* See Split Applications section.

\*\* Diameter

When applied as directed, SYNCHRONY STS DF will suppress the following weeds:

Weed	Height (in inches)
Buffalobur	2-6
Canada Thistle	2-4
Kochia	1-3
Spurred Anoda	1-3
Purple Nutsedge	2-4
Venice Mallow	1-3

\* See Split Applications section.

\*\* Diameter

### Split Applications

Make only one application of SYNCHRONY STS per season.

A follow up application of DuPont Classic Herbicide may be made 2-3 weeks after a SYNCHRONY STS DF application to control weeds with multiple germination flushes or suppressed weeds such as burcucumber, cowpea, giant ragweed, morning-glory, and sicklepod. See Rotational Crop Guidelines for intervals following sequential applications.

### Cultivation

Cultivation approximately 14 days after application will help control suppressed weeds.

### Where SYNCHRONY STS DF May Be Used

SYNCHRONY STS DF may be used without any soil pH restrictions in the states of Alabama, Arkansas, Delaware, Florida, Georgia, Illinois, Indiana, Iowa (except in the Clarion-Nicollet-Webster and Hamburg-Ida-Monona soil associations and the historic floodplain of the Missouri River), Kansas, Kentucky, Maryland, Mississippi (except in the Blackbelt soils), Missouri, New Jersey, North Carolina, Ohio, Oklahoma, Pennsylvania, South Carolina, Tennessee, Virginia, and West Virginia.

In the states of Michigan, Nebraska, and in Iowa on Clarion-Nicollet-Webster and Hamburg-Ida-Monona soils and in the historic flood plain of the Missouri River, and on the Blackbelt soils of Mississippi, use SYNCHRONY STS DF on soils having a pH of 7.0 or less.

Soil pH may vary greatly within a single field. It may be affected by soil amendments or disturbed soils. Determine soil pH by laboratory analysis using a 1:1 soil:water suspension. SYNCHRONY STS DF should not be used on soils with a history of nutrient deficiency (such as iron chlorosis). Crop injury may occur.

### No-Till/Conservation Till

SYNCHRONY STS DF may be used for postemergence weed control in no-till/conservation till operations. It may be used alone, in a tank mix for postemergence broadleaf weed control, or tank mixed with postemergence grass herbicides such as Du Pont's ASSURE II Herbicide for total postemergence weed control. SYNCHRONY STS DF may be used in combination with premerge applications of Du Pont's CANOPY® herbicide for a pre-post No-Till herbicide program.

### Spray Additives

Applications of SYNCHRONY STS DF must include a crop oil concentrate. Refer to the Du Pont bulletin "Approved Adjuvants for Use with Du Pont Row Crop and Cereal Herbicides" for a list of approved adjuvants and suggested use rates for SYNCHRONY STS DF. An ammonium nitrogen fertilizer may also be required. Products that combine ammonium fertilizers with surfactants or crop oils must meet all of the surfactant/crop oil and ammonium nitrogen fertilizer requirements.

### Crop Oil Concentrate

- Apply crop oil concentrate at 8 pt per 100 gal of spray solution (1.0% v/v).
- Use a good-quality, petroleum-based or methylated seed oil-based crop oil concentrate with at least 14% emulsifiers and 80% oil.

### Ammonium Nitrogen Fertilizer

In addition to a crop oil concentrate, an ammonium nitrogen fertilizer is recommended, and required where velvetleaf is present.

- Use a high-quality, liquid nitrogen fertilizer such as 28-0-0 at a rate of 4-8 pt per acre, or a 10-34-0 at a rate of 2-4 pt per acre.
- Alternatively, a high-quality, sprayable grade of ammonium sulfate (21-0-0) may be used at a rate of 2-4 lb per acre.
- Use the lower rate of fertilizer for spray volumes of less than 15 gal per acre.

### TANK MIX APPLICATIONS

Do not tank mix SYNCHRONY STS DF with any other pesticide or spray adjuvant except as specified on this or other supplemental labeling.

### SYNCHRONY STS DF AND POSTEMERGENCE GRASS HERBICIDES

SYNCHRONY STS DF may be tank mixed with postemergence grass herbicides such as Du Pont's ASSURE® II Herbicide.

- For best results apply SYNCHRONY STS DF 7 days before or 1 day after the grass herbicide. Refer to the grass herbicide label for precautions and specific use information.
- Include a crop oil concentrate with the tank mix of SYNCHRONY STS DF and postemergence grass herbicides such as ASSURE II. Use the rate listed in the Soybean Spray Additives section.
- Under certain conditions SYNCHRONY STS DF may reduce the activity of the grass herbicide. The broadleaf activity of SYNCHRONY STS DF will not be affected.
- SYNCHRONY STS DF may be tank mixed with other grass herbicides such as Poast Plus®, Select®, Fusion®, or Fusilade® 2000. Read and follow label directions for any tank mix product.

The type of grass present determine the amount of ASSURE II to be tank mixed with SYNCHRONY STS DF. When applied as directed, a tank mix of SYNCHRONY STS DF and ASSURE II will control the following grasses:

### SYNCHRONY STS DF + 5 oz of ASSURE II per acre

Grass	Height (Inches)
Volunteer Corn	6-18
Shattercane	6-12
Giant Foxtail	2-4 (pretilled)
Seedling Johnsongrass	2-8

7 7 26

**SYNCHRONY STS DF + 7 oz of ASSURE II per acre**

Grass	Height (Inches)
Giant Foxtail	4 - 8
Wild Proso Millet	2 - 6

**SYNCHRONY STS DF + 8 oz of ASSURE II per acre**

Grass	Height (Inches)
Crowfoot Grass	2 - 6
Fall Panicum	2 - 6
Green Foxtail	2 - 4
Bristly Foxtail	2 - 4
Goosegrass	2 - 4
Itchgrass	2 - 8
Field Sandbur	2 - 6
Sprangletop	2 - 6
Volunteer Cereals	2 - 6
Wild Oats	2 - 6
Witchgrass	2 - 6

**SYNCHRONY STS DF + 10 oz of ASSURE II per acre**

Grass	Height (Inches)
Junglerice	2 - 6
Rhizome Johnsongrass	10 - 24

**SYNCHRONY STS DF and 2,4-DB**

SYNCHRONY STS DF may be tank mixed with 1-2 fl oz per acre of 2,4-DB for improved control of giant ragweed, annual morningglory and other broadleaf weeds.

- Applications to morningglory species must be made before the weeds are 4" tall.
- Soybeans must be at least 8" tall before applying SYNCHRONY STS DF in a tank mix with 2,4-DB.
- Applications of SYNCHRONY STS DF and 2,4-DB must include a nonionic surfactant at the rate of 2 pints per 100 gal (minimum of 0.125% v/v of actual nonionic surfactant) or crop oil concentrate at 8 pints per 100 gal of spray solution (1.0% v/v). See Spray Additives.
- Apply a tank mix of SYNCHRONY STS DF and 2,4-DB by ground only.
- In Kansas and Missouri (except the bootheel area), when conditions are excessively hot and dry (> 90°F and < 30% relative humidity), make applications at the rate of 2 fl oz of 2,4-DB and SYNCHRONY STS DF.
- The use of crop oil concentrate may increase temporary injury to soybeans.

Some crop response may occur 5-7 days after application of SYNCHRONY STS DF and 2,4-DB to soybeans under stress. Temporary yellowing, leaf crinkling, and/or soybean growth retardation may occur following application of SYNCHRONY STS DF and 2,4-DB. Under favorable growing conditions, the crop will quickly recover.

Consult the 2,4-DB label for use precautions.

**SYNCHRONY STS DF AND COBRA<sup>2</sup>**

SYNCHRONY STS DF may be tank mixed with "Cobra" at the rate of 8.0 to 12.5 fl oz of "Cobra" per acre. Use the higher rate of "Cobra" when weed populations are heavy or weeds approach the maximum size listed below.

Weed	Height (Inches)
Prickly Sida (teaweed)	up to 1 inch
Cocklebur	2 - 6
Hemp Sesbania	2 - 4
Morningglory	
Pitted	2 - 3
Ivyleaf	2 - 3
Entireleaf	2 - 3

**SYNCHRONY STS DF and "Cobra" Application Information**

- Include a nonionic surfactant at 2 pt per 100 gal of spray solution (minimum of 0.125% v/v actual surfactant).
- Do not use crop oil concentrate when tank mixing SYNCHRONY STS DF and "Cobra".
- Tank mix applications of SYNCHRONY STS DF and "Cobra" may not control weeds listed on the SYNCHRONY STS DF label as completely as applications of SYNCHRONY STS DF alone.
- Applications with less than 20 gal per acre may result in erratic weed control.

**MIXING INSTRUCTIONS**

1. Measure out the proper amount of SYNCHRONY STS DF to apply 0.5 ounce per acre.
2. Fill the tank 1/4 to 1/3 full of water.
3. While agitating, add the required number of ounces of SYNCHRONY STS DF.
4. The SYNCHRONY STS DF should disperse completely within few minutes. Continue adequate agitation.
5. SYNCHRONY STS DF should be thoroughly mixed with water in the spray tank before adding any other material (in order, companion herbicide, surfactant, crop oil concentrate, and nitrogen fertilizer). As the tank is filling and after the SYNCHRONY STS DF has dissolved, add the needed tank mix products such as Dupont's Assure® II Herbicide and the required spray adjuvants.
6. Apply SYNCHRONY STS DF spray preparation within 24 hours of mixing to avoid product degradation.
7. If the mixture has settled, thoroughly reagitrate before using.

**APPLICATION EQUIPMENT**

Many crops are sensitive to SYNCHRONY STS DF. All direct or indirect contact (such as spray drift) with crops other than soybeans should be avoided.

**Ground Application (See Also Spray Drift Management)**

**Broadcast Application**

- Use a minimum of 10 gal water per acre.

7

**SYNCHRONY STS DF + 7 oz of ASSURE II per acre**

Grass	Height (Inches)
Giant Foxtail	4 - 8
Wild Proso Millet	2 - 6

**SYNCHRONY STS DF + 8 oz of ASSURE II per acre**

Grass	Height (Inches)
Crowfoot Grass	2 - 6
Fall Panicum	2 - 6
Green Foxtail	2 - 4
Bristly Foxtail	2 - 4
Goosegrass	2 - 4
Itchgrass	2 - 8
Field Sandbur	2 - 6
Sprangletop	2 - 6
Volunteer Cereals	2 - 6
Wild Oats	2 - 6
Witchgrass	2 - 6

**SYNCHRONY STS DF + 10 oz of ASSURE II per acre**

Grass	Height (Inches)
Junglerice	2 - 6
Rhizome Johnsongrass	10 - 24

**SYNCHRONY STS DF and 2,4-DB**

SYNCHRONY STS DF may be tank mixed with 1-2 fl oz per acre of 2,4-DB for improved control of giant ragweed, annual morningglory and other broadleaf weeds.

- Applications to morningglory species must be made before the weeds are 4" tall.
- Soybeans must be at least 8" tall before applying SYNCHRONY STS DF in a tank mix with 2,4-DB.
- Applications of SYNCHRONY STS DF and 2,4-DB must include a nonionic surfactant at the rate of 2 pints per 100 gal (minimum of 0.125% v/v of actual nonionic surfactant) or crop oil concentrate at 8 pints per 100 gal of spray solution (1.0% v/v). See Spray Additives.
- Apply a tank mix of SYNCHRONY STS DF and 2,4-DB by ground only.
- In Kansas and Missouri (except the bootheel area), when conditions are excessively hot and dry (> 90°F and < 30% relative humidity), make applications at the rate of 2 fl oz of 2,4-DB and SYNCHRONY STS DF.
- The use of crop oil concentrate may increase temporary injury to soybeans.

Some crop response may occur 5-7 days after application of SYNCHRONY STS DF and 2,4-DB to soybeans under stress. Temporary yellowing, leaf crinkling, and/or soybean growth retardation may occur following application of SYNCHRONY STS DF and 2,4-DB. Under favorable growing conditions, the crop will quickly recover.

Consult the 2,4-DB label for use precautions.

**SYNCHRONY STS DF AND COBRA'**

SYNCHRONY STS DF may be tank mixed with "Cobra" at the rate of 8.0 to 12.5 fl oz of "Cobra" per acre. Use the higher rate of "Cobra" when weed populations are heavy or weeds approach the maximum size listed below.

Weed	Height (Inches)
Prickly Sida (teaweed)	up to 1 inch
Cocklebur	2 - 6
Hemp Sesbania	2 - 4
Morningglory	
Pitted	2 - 3
Ivyleaf	2 - 3
Entireleaf	2 - 3

**SYNCHRONY STS DF and "Cobra" Application Information**

- Include a nonionic surfactant at 2 pt per 100 gal of spray solution (minimum of 0.125% v/v actual surfactant).
- Do not use crop oil concentrate when tank mixing SYNCHRONY STS DF and "Cobra".
- Tank mix applications of SYNCHRONY STS DF and "Cobra" may not control weeds listed on the SYNCHRONY STS DF label as completely as applications of SYNCHRONY STS DF alone.
- Applications with less than 20 gal per acre may result in erratic weed control.

**MIXING INSTRUCTIONS**

1. Measure out the proper amount of SYNCHRONY STS DF to apply 0.5 ounce per acre.
2. Fill the tank 1/4 to 1/3 full of water.
3. While agitating, add the required number of ounces of SYNCHRONY STS DF.
4. The SYNCHRONY STS DF should disperse completely within few minutes. Continue adequate agitation.
5. SYNCHRONY STS DF should be thoroughly mixed with water in the spray tank before adding any other material (in order, companion herbicide, surfactant, crop oil concentrate, and nitrogen fertilizer). As the tank is filling and after the SYNCHRONY STS DF has dissolved, add the needed tank mix products such as DuPont's Assure® II Herbicide and the required spray adjuvants.
6. Apply SYNCHRONY STS DF spray preparation within 24 hours of mixing to avoid product degradation.
7. If the mixture has settled, thoroughly reagitrate before using.

**APPLICATION EQUIPMENT**

Many crops are sensitive to SYNCHRONY STS DF. All direct or indirect contact (such as spray drift) with crops other than soybeans should be avoided.

**Ground Application**  
(See Also Spray Drift Management)

**Broadcast Application**

- Use a minimum of 10 gal water per acre.



- Under heavy weed pressure or dense crop foliage, increase minimum spray volume to 15-25 gal per acre.
- Use flat fan nozzles at 25-60 psi for SYNCHRONY STS DF applications.
- Do not use flood, rain drop, whirl chamber, or controlled droplet applicator (CDA) type nozzles. Unacceptable crop injury, excessive spray drift, or poor weed control may result.
- For proper spray coverage adjust the boom and nozzle height according to the specifications listed by the nozzle manufacturer.

#### **Band Application**

- Because band applicators spray a narrower area than broadcast applicators, use proportionately less spray solution for band applications.
- Carefully calibrate the band applicator to not exceed the labeled rate.
- Flat fan nozzles are preferred.
- Carefully follow the nozzle manufacturer's instructions for nozzle orientation, distance of the nozzles from the crop and weeds, spray volumes, calibration, and spray pressure for band applications.
- For additional information on row banders, see Du Pont's bulletin, "Application Accuracy - Row Banders."

#### **Aerial Application (See Also Spray Drift)**

- Use nozzle types and arrangements that will provide optimum spray distribution and maximum coverage at 3-5 gal per acre.
- Use a minimum of 3 gal water per acre. Under heavy weed pressure or dense crop foliage, increase the minimum spray volume to 5 gal per acre.
- Do not apply during a temperature inversion, when winds are gusty, or when other conditions could produce poor coverage and/or off-target spray movement.

#### **CULTIVATION**

Do not cultivate within 7 days of application. Cultivation may put weeds under stress by pruning roots, thus diminishing control.

The best time to cultivate is approximately 14 days after application.

#### **ENVIRONMENTAL CONDITIONS AND BIOLOGICAL ACTIVITY**

SYNCHRONY STS DF rapidly inhibits the growth of susceptible weeds. Leaves of susceptible plants yellow 3-5 days after application, followed, in controlled plants, by the death of the growing point. SYNCHRONY STS DF will provide complete control of susceptible weeds in 7-21 days. Suppressed plants may remain green but will be stunted and noncompetitive.

SYNCHRONY STS DF will provide best results when applied to young, actively growing weeds. Degree of control depends on: weed spectrum; weed size (if weeds are large, use higher spray volume); growing conditions at and following treatment; soil moisture; precipitation; and spray adjuvants. Treating weeds under stress or large weeds may result in only partial control. Stress may be caused by:

- abnormal weather (hot or cold)
- mechanical injury from cultivation
- drought
- water-saturated soil
- disease
- insect injury
- prior herbicide injury

Stress affects some weeds, such as pigweed, more than others. Delay application until stress passes and weeds start to grow again.

Severe stress (drought, disease, insect damage, or nutrient deficiency such as iron chlorosis) following application may also result in poor weed control.

Do not apply SYNCHRONY STS DF if rain is expected within 1 hour or weed control may decrease.

#### **ROTATIONAL CROP GUIDELINES**

**Important:** Crops other than soybeans following a SYNCHRONY STS DF application can vary in their sensitivity to low concentrations of SYNCHRONY STS DF remaining in the soil. Crop rotation intervals may be extended if SYNCHRONY STS is applied over Du Pont's CANOPY, GEMINI\*, PREVIEW\* or LOROX PLUS\* Herbicides.

#### **Rotational Intervals**

##### **Following the Use of SYNCHRONY STS DF**

**Group A States:** AL, AR, FL, GA, LA, MS\*, NC, SC, TN, TX.

**Group B States:** DE, IA\*, IL, IN, KS, KY, MD, MI, MO, NE, NJ, OH, OK, PA, VA, W.VA.

\* Refer to "Where SYNCHRONY STS DF may be used" section of label.

#### **INTERVAL 1**

##### **Following SYNCHRONY STS DF Application**

- One application of SYNCHRONY STS DF in Group A or Group B states.  
OR
- A single application of SYNCHRONY STS DF followed by a sequential application of Classic in Group B States having a soil pH not greater than 6.8.  
OR
- A single application of SYNCHRONY STS DF following CANOPY\*\*\* (not more than 6 oz) or GEMINI\*\*\* (not more than 10 oz) or PREVIEW\*\*\* (not more than 8 oz) or NEW LOROX PLUS\*\*\* (not more than 16 oz) on a soil pH of 6.8 or less.  
OR
- A single application of SYNCHRONY STS DF following any rate of CANOPY\*\*\* or GEMINI\*\*\* in Group A states.  
OR
- A single application of SYNCHRONY STS DF following not more than 22 oz of GEMINI in the states of DE, MD, NJ, PA on soils with a pH of 6.8 or less.

**INTERVAL 2**

- A single application of SYNCHRONY STS DF followed by a sequential application of 1/2 oz Classic in Group B states with a soil pH greater than 6.8.

**INTERVAL 3**

- A single application of SYNCHRONY STS DF following CANOPY (7 oz or more), PREVIEW (9 oz or more), NEW LOROX PLUS (17 oz or more), or GEMINI (11 oz or more) in Group B states.
- OR
- Where a single application of SYNCHRONY STS DF follows CANOPY or GEMINI used on soils with a pH of 6.9 to 7.5 (where allowed).

**Rotational Intervals following the use of SYNCHRONY STS DF\***

Crop	Interval 1*	Interval 2*	Interval 3*
Soybeans	Anytime	Anytime	Anytime
Cereal Grains	3	3	3
Ryegrass	3	3	3
Field Corn**	9	9	15
IR Field Corn	8	8	8
Peanut	6	15	15
(if following Canopy)	9		
Alfalfa	11	15	15
Clover	11	15	15
Cotton	9	15	15
Dry Beans	9	15	15
Rice	9	15	15
Sorghum	11	15	15
Tobacco (transplant)	9	15	15
Tomato (transplant)	9	15	15

\* If SYNCHRONY STS DF is applied after August 1, extend recrop interval 2 months on corn, cotton, rice, and sorghum or rotational crop may be injured.

\*\* For the Rotational Crop Guidelines, "Field Corn" refers only to popcorn and corn grown for grain, silage, or seed.

\*\*\* Consult the rotational crop interval sections of the CANOPY, PREVIEW, and GEMINI, NEW LOROX PLUS labels. Some crop rotations may be longer than indicated because of metribuzin or linuron restrictions. Use the longest rotational crop interval.

The season before planting any crop not listed, a successful field bioassay must be completed. The field bioassay detects small quantities of SYNCHRONY STS DF that can remain in the soil and injure rotational crops. A successful field bioassay means growing to maturity a test strip of crop(s) intended for production the following year. The test strip should cross the whole field, including knolls and low areas. Suggested interval before initiating bioassay is 9 months for Group A and 15 months for Group B states.

**SPRAYER PREPARATION AND CLEANUP**

Prior to application of SYNCHRONY STS DF, start with clean, well maintained application equipment. Immediately following application, thoroughly clean all application equipment. Postponing action, even for a few hours, only makes effective cleanup more difficult. Failure to clean

spraying equipment thoroughly may result in injury to subsequently sprayed crops.

When spraying multiple loads of SYNCHRONY STS DF over an extended period of time, rinse the equipment with clean water at the end of the day. Leave water in the equipment overnight to prevent deposits from drying on surfaces.

When applications of SYNCHRONY STS DF are completed and prior to using the sprayer and associated equipment for other products or for crops other than soybeans, thoroughly clean the equipment using the procedure below.

STEP 1. Drain spray equipment. Thoroughly rinse sprayer, and flush hoses, boom and nozzles with clean water. Loosen and physically remove visible deposits.

STEP 2. Fill the sprayer with clean water and add household ammonia (one gallon of 3% active for every 100 gallons of water) or correct amount of a DuPont approved cleaner\*. Flush hoses, boom and nozzles. Turn off the boom and top off the tank with clean water. Circulate through the spraying system for 15 minutes. Flush the hoses, boom and nozzles with the cleaning solution. Drain the tank.

STEP 3. Remove and clean nozzle, screens and strainers in a bucket of fresh cleaner and water.

STEP 4. Repeat STEP 2.

STEP 5. Thoroughly rinse the sprayer, hoses, boom and nozzles with clean water, several times.

Clean all other associated application equipment. Take all necessary safety precautions when cleaning equipment. Do not clean near wells, water sources or near desirable vegetation. Dispose of waste rinse water in accordance with local regulations.

\* For additional information on sprayer cleanup and a listing of DuPont-approved cleaners, see DuPont Bulletin "A Guide To Application Equipment Cleanout For DuPont Sulfonylurea Herbicides".

**SPRAY DRIFT MANAGEMENT**

The interaction of many equipment- and weather-related factors determines the potential for spray drift. The applicator is responsible for considering all these factors when making application decisions.

AVOIDING SPRAY DRIFT IS THE RESPONSIBILITY OF THE APPLICATOR.

**IMPORTANCE OF DROPLET SIZE**

The most effective way to reduce drift potential is to apply large droplets (>150 - 200 microns). The best drift management strategy is to apply the largest droplets that provide sufficient coverage and control. The presence of sensitive species nearby, the environmental conditions, and pest pressure may affect how an applicator balances drift control and coverage. APPLYING LARGER DROPLETS REDUCES DRIFT POTENTIAL, BUT WILL NOT PREVENT DRIFT IF APPLICATIONS ARE MADE IMPROPERLY OR UNDER UNFAVORABLE ENVIRONMENTAL CONDITIONS! See Wind, Temperature and Humidity, and Temperature Inversions sections of this label.

**Controlling Droplet Size - General Techniques**

- Volume - Use high flow rate nozzles to apply the highest practical spray volume. Nozzles with higher rated flows produce larger droplets.

- **Pressure** - Use the lower spray pressures recommended for the nozzle. Higher pressure reduces droplet size and does not improve canopy penetration. **WHEN HIGHER FLOW RATES ARE NEEDED, USE A HIGHER-CAPACITY NOZZLE INSTEAD OF INCREASING PRESSURE.**
- **Nozzle Type** - Use a nozzle type that is designed for the intended application. With most nozzle types, narrower spray angles produce larger droplets. Consider using low-drift nozzles.

### Controlling Droplet Size - Aircraft

- **Number of Nozzles** - Use the minimum number of nozzles with the highest flow rate that provide uniform coverage.
- **Nozzle Orientation** - Orienting nozzles so that the spray is emitted backwards, parallel to the airstream will produce larger droplets than other orientations.
- **Nozzle Type** - Solid stream nozzles (such as disc and core with swirl plate removed) oriented straight back produce larger droplets than other nozzle types.
- **Boom Length** - The boom length should not exceed 3/4 of the wing or rotor length - longer booms increase drift potential.
- **Application Height** - Application more than 10 ft above the canopy increases the potential for spray drift.

### BOOM HEIGHT

Setting the boom at the lowest labeled height (if specified) which provides uniform coverage reduces the exposure of droplets to evaporation and wind. For ground equipment, the boom should remain level with the crop and have minimal bounce.

### WIND

Drift potential increases at wind speeds of less than 3 mph (due to inversion potential) or more than 10 mph. However, many factors, including droplet size and equipment type determine drift potential at any given wind speed. **AVOID GUSTY AND WINDLESS CONDITIONS.**

**Note:** Local terrain can influence wind patterns. Every applicator should be familiar with local wind patterns and how they effect spray drift.

### TEMPERATURE AND HUMIDITY

When making applications in hot and dry conditions, set up equipment to produce larger droplets to reduce effects of evaporation.

### TEMPERATURE INVERSIONS

Drift potential is high during a temperature inversion. Temperature inversions restrict vertical air mixing, which causes small suspended droplets to remain close to the ground and move laterally in a concentrated cloud. Temperature inversions are characterized by increasing temperature with altitude and are common on nights with limited cloud cover and light to no wind. They begin to form as the sun sets and often continue into the morning. Their presence can be indicated by ground fog; however, if fog is not present, inversions can also be identified by the movement of smoke from a ground source or an aircraft smoke generator. Smoke that layers and moves laterally in a concentrated cloud (under low wind conditions) indicates an inversion, while smoke that moves upward and rapidly dissipates indicates good vertical air mixing.

### SHIELDED SPRAYERS

Shielding the boom or individual nozzles can reduce the effects of wind. However, it is the responsibility of the applicator to verify that the shields are preventing drift and not interfering with uniform deposition of the product.

## AIR ASSISTED (AIR BLAST) FIELD CROP SPRAYERS

Air assisted field crop sprayers carry droplets to the target via a downward directed air stream. Some may reduce the potential for drift, but if a sprayer is unsuitable for the application and/or set up improperly, high drift potential can result. It is the responsibility of the applicator to determine that a sprayer is suitable for the intended application, is configured properly, and that drift is not occurring.

**Note:** Air assisted field sprayers can affect product performance by affecting spray coverage and canopy penetration. Consult the application equipment section of this label to determine if use of an air assist sprayer is recommended.

## IMPORTANT PRECAUTIONS

SYNCHRONY STS DF Herbicide should be used only in accordance with recommendations on this label or in separately published DuPont recommendations. DuPont will not be responsible for losses or damage resulting from use of this product in any manner not specifically recommended by DuPont.

Do not graze treated fields or harvest for forage or hay.

Do not apply this product through any type of irrigation equipment.

Injury to or loss of desirable trees or vegetation may result from failure to observe the following:

- Do not apply SYNCHRONY STS DF or drain or flush equipment on or near desirable trees or other plants, on areas where their roots may extend, or in locations where the chemical may be washed or moved into contact with their roots.
- Do not use on lawns, walks, driveways, tennis courts or similar areas.
- Prevent spray drift to desirable plants.
- Thoroughly clean all application equipment immediately after use and prior to spraying crops other than soybeans.

SYNCHRONY STS DF is for use only on soybean varieties designated as "STS".

- Application to soybean varieties not designated as "STS" will result in severe crop injury and/or yield loss.
- DuPont will not warrant the safety of this treatment to seed saved from previous production (bin run seed).
- These "STS" varieties must be purchased from an authorized seed supplier.
- The "STS" designation indicates the soybean variety contains a proprietary trait that enhances the soybean's natural tolerance to DuPont sulfonylurea herbicides. Information on "STS" soybean varieties may be obtained from your seed supplier or DuPont representative.

## INFORMATION ON RESISTANT WEEDS :

When herbicides with the same mode of action are used repeatedly over several years to control the same weed species in the same field, naturally-occurring resistant weed biotypes may survive a correctly applied herbicide treatment, propagate, and become dominant in that field. These resistant weed biotypes may not be adequately controlled. Cultural practices such as tillage, preventing weed escapes from going to seed, and using herbicides with different modes of action within and between crop seasons can aid in delaying the proliferation and possible dominance of herbicide resistant weed biotypes.

12 9 26

**STORAGE AND DISPOSAL**

**Storage:** Store product in original container only. Do not contaminate water, other pesticides, fertilizer, food or feed in storage.

**Product Disposal:** Do not contaminate water, food or feed by disposal. Wastes resulting from the use of this product may be disposed of on site or at an approved waste disposal facility.

**Container Disposal:** Triple rinse (or equivalent), then offer for recycling or reconditioning, or puncture and dispose of in a sanitary landfill, or by incineration, or, if allowed by state and local authorities, by burning. If burned, stay out of smoke.


**Notice to Buyer:** Purchase of these materials does not confer any rights under patents of countries outside of the United States. Use of this quantity of purchased SYNCHRONY STS DF herbicide is permitted under claim 24 of U.S. Patent 5,084,082.

**NOTICE OF WARRANTY**

Du Pont warrants that this product conforms to the chemical description on the label thereof and is reasonably fit for the purpose stated on such label only when used in accordance with the directions under normal use conditions. It is impossible to eliminate all risks inherently associated with the use of this product. Crop injury, ineffectiveness, or other unintended consequences may result because of such factors as weather conditions, presence of other materials, or the manner of use or application, all of which are beyond the control of Du Pont. In no case shall Du Pont be liable for consequential, special or indirect damages resulting from the use or handling of this product. All such risks are assumed by the buyer. DU PONT MAKES NO WARRANTIES OF MERCHANTABILITY OR FITNESS FOR A PARTICULAR PURPOSE NOR ANY OTHER EXPRESS OR IMPLIED WARRANTY EXCEPT AS STATED ABOVE.

- 1 Registered trademark of BASF Corporation
- 2 Registered trademark of Valent USA Corporation
- 3 Registered trademark of American Cyanamid Company
- 4 Registered trademark of Zeneca, Inc.

SL - 146 9065 6/15/95



12

DocuComp II Comparison Summary

1. File Information

	Newer File	Older File
Name:	synchrony sts df sl-146	SYNCHRONY STS DF D-146-1
Format:	TEXT (unformatted)	TEXT (unformatted)
Folder:	TEXT FILES	TEXT FILES
Volume:	Macintosh HD	Macintosh HD
Mod Date:	Tue, Jun 27, 1995	Mon, Jun 26, 1995
Mod Time:	10:44 AM	12:02 PM
Size:	34889 bytes	34805 bytes
Lines:	621	642

2. Summary of Changes

Replacements:	15	<del>Old Text</del> <u>New Text</u>
Insertions:	2	<u>Inserted Text</u>
Deletions:	3	<del>Deleted Text</del>
Moves:	1	<u>New Location</u> <del>Old Location</del>

3. Reading Options

Ignore      Hidden Text

4. Comparison Options

Granularity    High  
Move Sensitivity High

5. TEXT File Options

Program Listing: No  
Tab Spacing: 5

Revision List

Page	Line	Change	Text
1	1	Replace	"H - ®" by "H - 62757 ®"
1	5	Replace	"Synchrony™ STS™" by "Synchrony® STS®"
1	33	Replace	"7" by "6"
1	36	Replace	"7" by "8"
1	37	Replace	"7" by "8"
1	38	Replace	"7" by "8"
1	41	Replace	"SYNCHRONY™ STS™" by "SYNCHRONY® STS®"
2	10	Replace	"Synchrony™ STS™" by "Synchrony® STS®"
2	29	Replace	"xxx" by "573"
2	43	Delete	"irritate eyes, nose, throat and skin."
2	43	Delete	"May"
2	43	Replace	"Avoid breathing dust or spray mist." by "Causes (moderate) eye injury...."
2	45	Replace	"Get medical attention if irritation...." by "Wash thoroughly with soap and...."
2	49	Replace	"attention if irritation persists." by "attention."
5	40	Replace	"required." by "recommended, and required where velvetleaf is present."
6	14	Replace	"is" by "may"
6	14	Insert	"be"
7	16	Insert	"• Applications with less than 20 gal per acre may result in erratic weed control."
7	48	Move	"• Under heavy weed pressure or dense crop foliage, increase minimum spray...." from page 7 line 34
12	1	Replace	"D - 146-1 011895" by "SL - 146 9065 6/15/95"
12	22	Delete	"#"

H

Ⓢ

H- 62757

Ⓢ

5 | ~~Synchrony™ STS™~~ Synchrony® STS® DF  
herbicide

Ⓢ

10 | "..... A Growing Partnership With Nature"

Table of Contents

Directions For Use 2

15 | Application Information 2  
 Timing To Crop Stage 2  
 Timing To Weeds 2  
 Rate and Weeds Controlled 2  
 Split Applications 3

20 | Where SYNCHRONY STS  
 May Be Used 3  
 No-Till/Conservation Till 3  
 Spray Additives 3  
 Tank Mix Applications 3

25 | Mixing Instructions 4  
 Application Equipment 5  
 Ground Application 5  
 Aerial Application 5

30 | Environmental Conditions and  
 Biological Activity 5  
 Rotational Crop Guidelines 5  
 Sprayer Preparation and Cleanup 6  
 Spray Drift Management 7 6  
 Important Precautions 7

35 | Information on Resistant Weeds 7  
 Storage and Disposal 7 8  
 Notice to Buyer 7 8  
 Notice of Warranty 7 8

40 | ~~SYNCHRONY™ STS™~~ SYNCHRONY® STS® DF HIGHLIGHTS

- SYNCHRONY STS DF provides selective postemergence weed control in soybean varieties designated as "STS".
- 45 • SYNCHRONY STS DF is applied at the rate of 0.5 ounce per acre.
- SYNCHRONY STS DF may be tank mixed with ASSURE II, or other products for increased weed control.
- 50 • Include a crop oil concentrate and ammonium-based nitrogen fertilizer.
- SYNCHRONY STS DF may be applied by ground (broadcast or band) or by air.
- For ground application, apply in a minimum of
- 55 10 gal water per acre using flat fan nozzles (25-60 psi). See Application Equipment.

- Apply to actively growing weeds at the recommended sizes. See Rate.
  - Certain crop rotations apply.  
See Rotational Crop Guidelines
- 5
- Consult label text for complete instructions. Always read and follow label directions for use.

10 | ~~Synchrony™ STS™~~ Synchrony® STS® DF herbicide

Dispersible Granules

Active Ingredients By Weight

15 Chlorimuron Ethyl

Ethyl 2-[[[(4-chloro-6-methoxypyrimidin-2-yl)amino]carbonyl]amino]sulfonyl]benzoate 31.8%

Thifensulfuron methyl

20 Methyl 3-[[[(4-methoxy-6-methyl-1,3,5-triazin-2-yl)amino]carbonyl]amino]sulfonyl]-2-thiophenecarboxylate 10.2%

INERT INGREDIENTS 58.0%

TOTAL 100.0%

25

30 | EPA Reg. No. 352 - ~~xxx~~ 573  
U.S. Patent No. 4,394,506, 4,547,215 & 4,481,029

FOR USE ONLY ON SOYBEAN VARIETIES DESIGNATED AS "STS".

35

Keep Out of Reach of Children

CAUTION

40 Precautionary Statements

Hazards to Humans and Domestic Animals

Caution! ~~May irritate eyes, nose, throat and skin. May be harmful if absorbed through skin. Avoid breathing dust or spray mist. Causes (moderate) eye injury (irritation).~~

45 | ~~Avoid contact with skin, eyes, and clothing. Get medical attention if irritation persists. Wash thoroughly with soap and water after handling.~~

Statement of Practical Treatment

If in eyes: Flush eyes with plenty of water. Call a physician if irritation persists.

50 | ~~If on skin: Wash with plenty of soap and water. Get medical attention if irritation persists. attention.~~

For medical emergencies involving this product, call toll-free 1-800-441-3637.

PERSONAL PROTECTIVE EQUIPMENT

Applicators and other handlers must wear:

Long-sleeved shirt and long pants.

55 Waterproof gloves.

Shoes plus socks.



Follow manufacturer's instructions for cleaning/maintaining PPE. If no such instructions for washables, use detergent and hot water. Keep and wash PPE separately from other laundry.

Engineering Control statements

5 When handlers use closed systems, enclosed cabs or aircraft in a manner that meets the requirements listed in the Worker Protection Standard (WPS) for agricultural pesticides [40 CFR part 170 Section 170.240 (d)(4-6)], the handler PPE requirements may be reduced or modified as specified in the WPS.

Environmental Hazards

10 Do not apply directly to water, or to areas where surface water is present, or to intertidal areas below the mean high water mark. Do not contaminate water when disposing of equipment washwaters.

- Application to soybean varieties not designated as "STS" will result in severe crop injury and/or yield loss.
- DuPont will not warrant the safety of this treatment to seed saved from previous year's production (bin run seed).
- These "STS" varieties must be purchased from an authorized seed supplier.
- The "STS" designation indicates the soybean variety contains a proprietary trait that enhances the soybean's natural tolerance to DuPont soybean sulfonylurea herbicides. Information on "STS" soybean varieties may be obtained from your seed supplier or DuPont representative.

User Safety Recommendations

USERS SHOULD: Wash hands before eating, drinking, chewing gum, using tobacco or using the toilet.

User Safety Recommendations

20 USERS SHOULD: Wash hands before eating, drinking, chewing gum, using tobacco or using the toilet.

#

DIRECTIONS FOR USE

It is a violation of federal law to use this product in a manner inconsistent with its labeling.

25 Do not apply this product in a way that will contact workers or other persons, either directly or through drift. Only protected handlers may be in the area during application. For any requirements specific to your State or Tribe, consult the agency responsible for pesticide regulation.

Do not apply this product through any type of irrigation system.

FOR USE ONLY ON SOYBEAN VARIETIES DESIGNATED AS "STS".

30 These "STS" varieties must be purchased from an authorized seed supplier. The "STS" designation indicates the soybean variety contains a proprietary trait that enhances the soybeans natural tolerance to DuPont soybean sulfonylurea herbicides. Information on "STS" soybean varieties may be obtained from your seed supplier or DuPont representative.

35 This product is a water-dispersible granule containing 25% active ingredient in a premeasured water soluble pack.

APPLICATION INFORMATION

Du Pont's SYNCHRONY STS DF herbicide is a dispersible granule formulation which readily disperse in water.

40 Timing To Crop Stage

- SYNCHRONY STS DF performs best when applied to small weeds a few weeks after planting.

Timing To Weeds

- 45 • Apply SYNCHRONY STS DF when weeds are young and actively growing (after the first true leaves have expanded, but before the weeds exceed the size indicated below).
- Applications made to weeds larger than the sizes indicated below, or to weeds under stress, may result in unsatisfactory control.
- Applications made after July 15 may result in less than satisfactory weed control due to the large sizes of the weeds and increased weather stress.

50 Rate

When applied as directed, SYNCHRONY STS DF will control the following weeds:

- Weed Height (in inches)
- Beggarticks (Bidens sp) 2-6
- 55 Bristly Starbur 2-3
- Burcucumber\* 2-3
- Cocklebur 2-8

- Common Milkweed (above ground portion) 2-6
- Cowpea 2-5
- Florida Beggarweed 2-5
- Florida Pusley 1-3
- 5 Hemp Sesbania 2-5
- Lambsquarters 2-4
- Jerusalem Artichoke (above ground portion) 2-6
- Jimsonweed 2-5
- Marestail 2-5
- 10 Morningglory\* (annual)
  - Entireleaf 1-3
  - Ivyleaf 1-3
  - Pitted 1-3
  - Smallflower 1-3
- 15 Tall 1-3
- Mustard 5\*\*
- Pigweeds
  - Redroot (Rough) 2-8
  - Others 2-8
- 20 Ragweed
  - Common 2-4
  - Giant\* 2-4
- Sicklepod\* 1-3
- Smartweed
- 25 Ladysthumb 2-8
- Pennsylvania 2-8
- Sunflower 2-8
- Tail Waterhemp 2-8
- Wild Poinsettia 1-2
- 30 Yellow Nutsedge 2-3
- Velvetleaf 2-8

\* See Split Applications section.  
 \*\* Diameter

- 35 • SYNCHRONY STS may be applied any time after the first trifoliolate has opened but no later than 60 days before soybean maturity.

**AGRICULTURAL USE REQUIREMENTS**

Use this product only in accordance with its labeling and with the Worker Protection Standard, 40 CFR part 170. This Standard contains requirements for the protection of agricultural workers on farms, forests, nurseries, and greenhouses, and handlers of agricultural pesticides. It contains requirements for training, decontamination, notification, and emergency assistance. It also contains specific instructions and exceptions pertaining to the statements on this label about personal protective equipment (PPE) and restricted entry interval. The requirements in this box only apply to uses of this product that are covered by the Worker Protection Standard.

Do not enter or allow worker entry into treated areas during the restricted entry interval (REI) of 12 hours.

45 PPE required for early entry to treated areas that is permitted under the Worker Protection Standard and that involves contact with anything that has been treated, such as plants, soil, or water, is:

- Coveralls.
- Waterproof gloves.
- Shoes plus socks.

50 Apply SYNCHRONY STS DF at a rate of 0.5 ounce per acre for selective postemergence broadleaf weed control.  
 USE ONLY IN THE STATES OF AL, AR, DE, FL, GA, IA, IL, IN, KS, KY, LA, MD, MI, MO, MS, NC, NE, NJ, OH, OK, PA, SC, TN, TX, VA, WV.

#  
 When applied as directed, SYNCHRONY STS DF will suppress the following weeds:

- 55 Weed Height (in inches)
- Buffalobur 2-6
- Canada Thistle 2-4

- Kochia 1-3
- Spurred Anoda 1-3
- Purple Nutsedge 2-4
- Venice Mallow 1-3

5 \* See Split Applications section.  
 \*\* Diameter

Split Applications

10 A follow up application of DuPont Classic Herbicide may be made 2-3 weeks after a SYNCHRONY STS DF application to control weeds with multiple germination flushes or suppressed weeds such as burcucumber, cowpea, giant ragweed, morningglory, and sicklepod. See Rotational Crop Guidelines for intervals following sequential applications.

Cultivation

Cultivation approximately 14 days after application will help control suppressed weeds.

Where SYNCHRONY STS DF May Be Used

15 SYNCHRONY STS DF may be used without any soil pH restrictions in the states of Alabama, Arkansas, Delaware, Florida, Georgia, Illinois, Indiana, Iowa (except in the Clarion-Nicollet-Webster and Hamburg-Ida-Monona soil associations and the historic floodplain of the Missouri River), Kansas, Kentucky, Maryland, Mississippi (except in the Blackbelt soils), Missouri, New Jersey, North Carolina, Ohio, Oklahoma, Pennsylvania, South Carolina, Tennessee, Virginia, and West Virginia.

20 In the states of Michigan, Nebraska, and in Iowa on Clarion-Nicollet-Webster and Hamburg-Ida-Monona soils and in the historic flood plain of the Missouri River, and on the Blackbelt soils of Mississippi, use SYNCHRONY STS DF on soils having a pH of 7.0 or less.

Soil pH may vary greatly within a single field. It may be affected by soil amendments or disturbed soils. Determine soil pH by laboratory analysis using a 1:1 soil:water suspension.

25 SYNCHRONY STS DF should not be used on soils with a history of nutrient deficiency (such as iron chlorosis). Crop injury may occur.

No-Till/Conservation Till

30 SYNCHRONY STS DF may be used for postemergence weed control in no-till/conservation till operations. It may be used alone, in a tank mix for postemergence broadleaf weed control, or tank mixed with postemergence grass herbicides such as Du Pont's ASSURE II Herbicide for total postemergence weed control. SYNCHRONY STS DF may be used in combination with preemerge applications of Du Pont's CANOPY® herbicide for a pre-post No-Till herbicide program.

Spray Additives

35 Crop Oil Concentrate

- Apply crop oil concentrate at 8 pt per 100 gal of spray solution (1.0% v/v).
- Use a good-quality, petroleum-based or methylated seed oil-based crop oil concentrate with at least 14% emulsifiers and 80% oil.

Ammonium Nitrogen Fertilizer

40 In addition to a crop oil concentrate, an ammonium nitrogen fertilizer is ~~required~~, recommended, and required where velvetleaf is present.

- Use a high-quality, liquid nitrogen fertilizer such as 28-0-0 at a rate of 4-8 pt per acre, or a 10-34-0 at a rate of 2-4 pt per acre.
- Alternatively, a high-quality, sprayable grade of ammonium sulfate (21-0-0) may be used at a rate of 2-4 lb per acre.
- Use the lower rate of fertilizer for spray volumes of less than 15 gal per acre.

Tank Mix Applications

Do not tank mix SYNCHRONY STS DF with any other pesticide or spray adjuvant except as specified on this or other supplemental labeling.

SYNCHRONY STS DF and

50 Postemergence Grass Herbicides

- For best results apply SYNCHRONY STS DF 7 days before or 1 day after the grass herbicide. Refer to the grass herbicide label for precautions and specific use information.
- Include a crop oil concentrate with the tank mix of SYNCHRONY STS DF and postemergence grass herbicides such as ASSURE II. Use the rate listed in the Soybean Spray Additives section.
- Under certain conditions SYNCHRONY STS DF may reduce the activity of the grass herbicide. The broadleaf activity of SYNCHRONY STS DF will not be affected.

- SYNCHRONY STS DF may be tank mixed with other grass herbicides such as Poast Plus1, Select2, Fusion4, or Fusilade4 2000. Read and follow label directions for any tank mix product.

The types of grass present determine the amount of ASSURE II to be tank mixed with SYNCHRONY STS DF. When applied as directed, a tank mix of SYNCHRONY STS DF and ASSURE II will control the following grasses:

5 SYNCHRONY STS DF + 5 oz of ASSURE II per acre

Grass Height (Inches)

Volunteer Corn 6 - 18

Shattercane 6 - 12

Giant Foxtail 2 - 4 (pretiller)

10 Seedling Johnsongrass 2 - 8

Applications of SYNCHRONY STS DF must include a crop oil concentrate. Refer to the Du Pont bulletin "Approved Adjuvants for Use with Du Pont Row Crop and Cereal Herbicides" for a list of approved adjuvants and suggested use rates for SYNCHRONY STS DF. An ammonium nitrogen fertilizer is may also be required. Products that combine ammonium fertilizers with surfactants or crop oils must meet all of the surfactant/crop oil and ammonium nitrogen fertilizer requirements. Make only one application of SYNCHRONY STS per season.

15 SYNCHRONY STS DF may be tank mixed with postemergence grass herbicides such as Du Pont's ASSURE® II Herbicide.

#

SYNCHRONY STS DF + 7 oz of ASSURE II per acre

20 Grass Height (Inches)

Giant Foxtail 4 - 8

Wild Proso Millet 2 - 6

SYNCHRONY STS DF + 8 oz of ASSURE II per acre

Grass Height (Inches)

25 Crowfoot Grass 2 - 6

Fall Panicum 2 - 6

Green Foxtail 2 - 4

Bristly Foxtail 2 - 4

Goosegrass 2 - 4

30 Itchgrass 2 - 8

Field Sandbar 2 - 6

Sprangletop 2 - 6

Volunteer Cereals 2 - 6

Wild Oats 2 - 6

35 Witchgrass 2 - 6

SYNCHRONY STS DF + 10 oz of ASSURE II per acre

Grass Height (Inches)

Junglerice 2 - 6

40 Rhizome Johnsongrass 10 - 24

SYNCHRONY STS DF and 2,4-DB

- Applications to morningglory species must be made before the weeds are 4" tall.

45 • Applications of SYNCHRONY STS DF and 2,4-DB must include a nonionic surfactant at the rate of 2 pints per 100 gal (minimum of 0.125% v/v of actual nonionic surfactant) or crop oil concentrate at 8 pints per 100 gal of spray solution (1.0% v/v). See Spray Additives.

- Apply a tank mix of SYNCHRONY STS DF and 2,4-DB by ground only.

50 • In Kansas and Missouri (except the bootheel area), when conditions are excessively hot and dry (> 90°F and < 30% relative humidity), make applications at the rate of 2 fl oz of 2,4-DB and SYNCHRONY STS DF.

- The use of crop oil concentrate may increase temporary injury to soybeans.

Some crop response may occur 5-7 days after application of SYNCHRONY STS DF and 2,4-DB to soybeans under stress. Temporary yellowing, leaf crinkling, and/or soybean growth retardation may occur following application of SYNCHRONY STS DF and 2,4-DB. Under favorable growing conditions, the crop will quickly recover.

55 Consult the 2,4-DB label for use precautions.

SYNCHRONY STS DF and Cobra2

Weed Height (Inches)

Prickly Sida (teaweed) up to 1 inch

Cocklebur 2 - 6

5 Hemp Sesbania 2 - 4

Morningglory

Pitted 2 - 3

Ivyleaf 2 - 3

Entireleaf 2 - 3

10

SYNCHRONY STS DF and "Cobra" Application Information

• Include a nonionic surfactant at 2 pt per 100 gal of spray solution (minimum of 0.125% v/v actual surfactant).

15

• Tank mix applications of SYNCHRONY STS DF and "Cobra" may not control weeds listed on the SYNCHRONY STS DF label as completely as applications of SYNCHRONY STS DF alone.

• Applications with less than 20 gal per acre may result in erratic weed control.

MIXING INSTRUCTIONS

1. Measure out the proper amount of SYNCHRONY STS DF to apply 0.5 ounce per acre.

2. Fill the tank 1/4 to 1/3 full of water.

20

3. While agitating, add the required number of ounces of SYNCHRONY STS DF.

4. The SYNCHRONY STS DF should disperse completely within few minutes. Continue adequate agitation.

6. Apply SYNCHRONY STS DF spray preparation within 24 hours of mixing to avoid product degradation.

25

7. If the mixture has settled, thoroughly reagitate before using.

APPLICATION EQUIPMENT

Many crops are sensitive to SYNCHRONY STS DF. All direct or indirect contact (such as spray drift) with crops other than soybeans should be avoided.

Ground Application

30

(See Also Spray Drift Management)

Broadcast Application

• Use a minimum of 10 gal water per acre.

35

• Under heavy weed pressure or dense crop foliage, increase minimum spray volume to 15-25 gal per acre.

SYNCHRONY STS DF may be tank mixed with "Cobra" at the rate of 8.0 to 12.5 fl oz of "Cobra" per acre. Use the higher rate of "Cobra" when weed populations are heavy or weeds approach the maximum size listed below.

• Do not use crop oil concentrate when tank mixing SYNCHRONY STS DF and "Cobra".

40

SYNCHRONY STS DF may be tank mixed with 1-2 fl oz per acre of 2,4-DB for improved control of giant ragweed, annual morningglory and other broadleaf weeds.

• Soybeans must be at least 8" tall before applying SYNCHRONY STS DF in a tank mix with 2,4-DB.

45

5. SYNCHRONY STS DF should be thoroughly mixed with water in the spray tank before adding any other material (in order, companion herbicide, surfactant, crop oil concentrate, and nitrogen fertilizer). As the tank is filling and after the SYNCHRONY STS DF has dissolved, add the needed tank mix products such as Du Pont's Assure® II Herbicide and the required spray adjuvants.

#

50

• Under heavy weed pressure or dense crop foliage, increase minimum spray volume to 15-25 gal per acre.

• Use flat fan nozzles at 25-60 psi for SYNCHRONY STS DF applications.

• Do not use flood, rain drop, whirl chamber, or controlled droplet applicator (CDA) type nozzles. Unacceptable crop injury, excessive spray drift, or poor weed control may result.

• For proper spray coverage adjust the boom and nozzle height according to the specifications listed by the nozzle manufacturer.

55

Band Application

• Because band applicators spray a narrower area than broadcast applicators, use proportionately less spray solution for band applications.

- Carefully calibrate the band applicator to not exceed the labeled rate.
- Flat fan nozzles are preferred.
- Carefully follow the nozzle manufacturer's instructions for nozzle orientation, distance of the nozzles from the crop and weeds, spray volumes, calibration, and spray pressure for band applications.

5 • For additional information on row banders, see Du Pont's bulletin, "Application Accuracy - Row Banders."

Aerial Application (See Also Spray Drift)

- Use nozzle types and arrangements that will provide optimum spray distribution and maximum coverage at 3-5 gal per acre.
- Use a minimum of 3 gal water per acre. Under heavy weed pressure or dense crop foliage, increase the minimum spray volume to 5 gal per acre.
- Do not apply during a temperature inversion, when winds are gusty, or when other conditions could produce poor coverage and/or off-target spray movement.

Cultivation

15 Do not cultivate within 7 days of application. Cultivation may put weeds under stress by pruning roots, thus diminishing control.

The best time to cultivate is approximately 14 days after application.

ENVIRONMENTAL CONDITIONS

AND BIOLOGICAL ACTIVITY

20 SYNCHRONY STS DF rapidly inhibits the growth of susceptible weeds. Leaves of susceptible plants yellow 3-5 days after application, followed, in controlled plants, by the death of the growing point. SYNCHRONY STS DF will provide complete control of susceptible weeds in 7-21 days. Suppressed plants may remain green but will be stunted and noncompetitive.

Stress affects some weeds, such as pigweed, more than others. Delay application until stress passes and weeds start to grow again.

25 Severe stress (drought, disease, insect damage, or nutrient deficiency such as iron chlorosis) following application may also result in poor weed control.

Do not apply SYNCHRONY STS DF if rain is expected within 1 hour or weed control may decrease.

ROTATIONAL CROP GUIDELINES

30 Rotational Intervals

Following the Use of SYNCHRONY STS DF

Group A States: AL, AR, FL, GA, LA, MS\*, NC, SC, TN, TX.

Group B States: DE, IA\*, IL, IN, KS, KY, MD, MI, MO, NE, NJ, OH, OK, PA, VA, W.VA.

\* Refer to "Where SYNCHRONY STS DF may be used" section of label.

35 interval 1

Following SYNCHRONY STS DF Application

- One application of SYNCHRONY STS DF in Group A or Group B states.
- OR
- A single application of SYNCHRONY STS DF followed by a sequential application of Classic in Group B States having a soil pH not greater than 6.8.
- OR
- A single application of SYNCHRONY STS DF following CANOPY\*\*\* (not more than 6 oz) or GEMINI\*\*\* (not more than 10 oz) or PREVIEW\*\*\* (not more than 8 oz) or NEW LOROX PLUS\*\*\* (not more than 16 oz) on a soil pH of 6.8 or less.
- OR
- A single application of SYNCHRONY STS DF following any rate of CANOPY\*\*\* or GEMINI\*\*\* in Group A states.
- OR
- A single application of SYNCHRONY STS DF following not more than 22 oz of GEMINI in the states of DE, MD, NJ, PA on soils with a pH of 6.8 or less.

50 SYNCHRONY STS DF will provide best results when applied to young, actively growing weeds. Degree of control depends on: weed spectrum; weed size (if weeds are large, use higher spray volume); growing conditions at and following treatment; soil moisture; precipitation; and spray adjuvants. Treating weeds under stress or large weeds may result in only partial control. Stress may be caused by:

- abnormal weather (hot or cold)
- mechanical injury from cultivation
- drought

- water-saturated soil
- disease
- insect injury
- prior herbicide injury

5 Important: Crops other than soybeans following a SYNCHRONY STS DF application can vary in their sensitivity to low concentrations of SYNCHRONY STS DF remaining in the soil. Crop rotation intervals may be extended if SYNCHRONY STS is applied over Du Pont's CANOPY, GEMINI®, PREVIEW® or LOROX PLUS® Herbicides.

#

interval 2

10 • A single application of SYNCHRONY STS DF followed by a sequential application of 1/2 oz Classic in Group B states with a soil pH greater than 6.8.

interval 3

• A single application of SYNCHRONY STS DF following CANOPY (7 oz or more), PREVIEW (9 oz or more), NEW LOROX PLUS (17 oz or more), or GEMINI (11 oz or more) in Group B states.

15 OR

• Where a single application of SYNCHRONY STS DF follows CANOPY or GEMINI used on soils with a pH of 6.9 to 7.5 (where allowed).

Rotational Intervals

20 following the use of SYNCHRONY STS DF\*

Crop Interval 1\* Interval 2\* Interval 3\*

Soybeans Anytime Anytime Anytime

Cereal Grains 3 3 3

Ryegrass 3 3 3

25 Field Corn\*\* 9 9 15

IR Field Corn 8 8 8

Peanut 6 15 15

(if following Canopy) 9

Alfalfa 11 15 15

30 Clover 11 15 15

Cotton 9 15 15

Dry Beans 9 15 15

Rice 9 15 15

Sorghum 11 15 15

35 Tobacco (transplant) 9 15 15

Tomato (transplant) 9 15 15

\* If SYNCHRONY STS DF is applied after August 1, extend recrop interval 2 months on corn, cotton, rice, and sorghum or rotational crop may be injured.

40 \*\* For the Rotational Crop Guidelines, "Field Corn" refers only to popcorn and corn grown for grain, silage, or seed.

\*\*\* Consult the rotational crop interval sections of the CANOPY, PREVIEW, and GEMINI, NEW LOROX PLUS labels. Some crop rotations may be longer than indicated because of metribuzin or linuron restrictions. Use the longest rotational crop interval.

45 The season before planting any crop not listed, a successful field bioassay must be completed. The field bioassay detects small quantities of SYNCHRONY STS DF that can remain in the soil and injure rotational crops. A successful field bioassay means growing to maturity a test strip of crop(s) intended for production the following year. The test strip should cross the whole field, including knolls and low areas. Suggested interval before initiating bioassay is 9 months for Group A and 15 months for Group B states.

SPRAYER PREPARATION AND CLEANUP

50 Prior to application of SYNCHRONY STS DF, start with clean, well maintained application equipment. Immediately following application, thoroughly clean all application equipment. Postponing action, even for a few hours, only makes effective cleanup more difficult. Failure to clean spraying equipment thoroughly may result in injury to subsequently sprayed crops.

55 When spraying multiple loads of SYNCHRONY STS DF over an extended period of time, rinse the equipment with clean water at the end of the day. Leave water in the equipment overnight to prevent deposits from drying on surfaces.

When applications of SYNCHRONY STS DF are completed and prior to using the sprayer and associated equipment for other products or for crops other than soybeans, thoroughly clean the equipment using the procedure below.

STEP 1. Drain spray equipment. Thoroughly rinse sprayer, and flush hoses, boom and nozzles with clean water. Loosen and physically remove visible deposits.

5 STEP 2. Fill the sprayer with clean water and add household ammonia (one gallon of 3% active for every 100 gallons of water) or correct amount of a DuPont approved cleaner\*. Flush hoses, boom and nozzles. Turn off the boom and top off the tank with clean water. Circulate through the spraying system for 15 minutes. Flush the hoses, boom and nozzles with the cleaning solution. Drain the tank.

STEP 3. Remove and clean nozzle, screens and strainers in a bucket of fresh cleaner and water.

STEP 4. Repeat STEP 2.

STEP 5. Thoroughly rinse the sprayer, hoses, boom and nozzles with clean water, several times.

10 Clean all other associated application equipment. Take all necessary safety precautions when cleaning equipment. Do not clean near wells, water sources or near desirable vegetation. Dispose of waste rinse water in accordance with local regulations.

\* For additional information on sprayer cleanup and a listing of DuPont-approved cleaners, see DuPont Bulletin "A Guide To Application Equipment Cleanout For DuPont Sulfonylurea Herbicides".

15 **SPRAY DRIFT MANAGEMENT**

The interaction of many equipment- and weather-related factors determines the potential for spray drift. The applicator is responsible for considering all these factors when making application decisions.

**AVOIDING SPRAY DRIFT IS THE RESPONSIBILITY OF THE APPLICATOR.**

**Importance of Droplet Size**

20 The most effective way to reduce drift potential is to apply large droplets (>150 - 200 microns). The best drift management strategy is to apply the largest droplets that provide sufficient coverage and control. The presence of sensitive species nearby, the environmental conditions, and pest pressure may affect how an applicator balances drift control and coverage. **APPLYING LARGER DROPLETS REDUCES DRIFT POTENTIAL, BUT WILL NOT PREVENT DRIFT IF APPLICATIONS ARE MADE IMPROPERLY OR UNDER UNFAVORABLE ENVIRONMENTAL CONDITIONS!** See Wind, Temperature and Humidity, and Temperature Inversions sections of this label.

**Controlling Droplet Size - General Techniques**

• Volume - Use high flow rate nozzles to apply the highest practical spray volume. Nozzles with higher rated flows produce larger droplets.

30 #

• Pressure - Use the lower spray pressures recommended for the nozzle. Higher pressure reduces droplet size and does not improve canopy penetration. **WHEN HIGHER FLOW RATES ARE NEEDED, USE A HIGHER-CAPACITY NOZZLE INSTEAD OF INCREASING PRESSURE.**

35

• Nozzle Type - Use a nozzle type that is designed for the intended application. With most nozzle types, narrower spray angles produce larger droplets. Consider using low-drift nozzles.

**Controlling Droplet Size - Aircraft**

• Number of Nozzles - Use the minimum number of nozzles with the highest flow rate that provide uniform coverage.  
• Nozzle Orientation - Orienting nozzles so that the spray is emitted backwards, parallel to the airstream will produce larger droplets than other orientations.

40

• Nozzle Type - Solid stream nozzles (such as disc and core with swirl plate removed) oriented straight back produce larger droplets than other nozzle types.

• Boom Length - The boom length should not exceed 3/4 of the wing or rotor length - longer booms increase drift potential.

• Application Height - Application more than 10 ft above the canopy increases the potential for spray drift.

45

**Boom Height**

Setting the boom at the lowest labeled height (if specified) which provides uniform coverage reduces the exposure of droplets to evaporation and wind. For ground equipment, the boom should remain level with the crop and have minimal bounce.

**Wind**

50

Drift potential increases at wind speeds of less than 3 mph (due to inversion potential) or more than 10 mph. However, many factors, including droplet size and equipment type determine drift potential at any given wind speed. **AVOID GUSTY AND WINDLESS CONDITIONS.**

Note: Local terrain can influence wind patterns. Every applicator should be familiar with local wind patterns and how they effect spray drift.

**Temperature and Humidity**

55

When making applications in hot and dry conditions, set up equipment to produce larger droplets to reduce effects of evaporation.

**Temperature Inversions**



Drift potential is high during a temperature inversion. Temperature inversions restrict vertical air mixing, which causes small suspended droplets to remain close to the ground and move laterally in a concentrated cloud. Temperature inversions are characterized by increasing temperature with altitude and are common on nights with limited cloud cover and light to no wind. They begin to form as the sun sets and often continue into the morning. Their presence can be indicated by ground fog; however, if fog is not present, inversions can also be identified by the movement of smoke from a ground source or an aircraft smoke generator. Smoke that layers and moves laterally in a concentrated cloud (under low wind conditions) indicates an inversion, while smoke that moves upward and rapidly dissipates indicates good vertical air mixing.

Shielded Sprayers

Shielding the boom or individual nozzles can reduce the effects of wind. However, it is the responsibility of the applicator to verify that the shields are preventing drift and not interfering with uniform deposition of the product.

Air Assisted (air blast)

Field Crop Sprayers

Air assisted field crop sprayers carry droplets to the target via a downward directed air stream. Some may reduce the potential for drift, but if a sprayer is unsuitable for the application and/or set up improperly, high drift potential can result. It is the responsibility of the applicator to determine that a sprayer is suitable for the intended application, is configured properly, and that drift is not occurring.

Note: Air assisted field sprayers can affect product performance by affecting spray coverage and canopy penetration. Consult the application equipment section of this label to determine if use of an air assist sprayer is recommended.

Important Precautions

SYNCHRONY STS DF Herbicide should be used only in accordance with recommendations on this label or in separately published DuPont recommendations. DuPont will not be responsible for losses or damage resulting from use of this product in any manner not specifically recommended by DuPont.

Injury to or loss of desirable trees or vegetation may result from failure to observe the following:

- Do not apply SYNCHRONY STS DF or drain or flush equipment on or near desirable trees or other plants, on areas where their roots may extend, or in locations where the chemical may be washed or moved into contact with their roots.
- Do not use on lawns, walks, driveways, tennis courts or similar areas.
- Prevent spray drift to desirable plants.
- Thoroughly clean all application equipment immediately after use and prior to spraying crops other than soybeans.

INFORMATION ON RESISTANT WEEDS

When herbicides with the same mode of action are used repeatedly over several years to control the same weed species in the same field, naturally-occurring resistant weed biotypes may survive a correctly applied herbicide treatment, propagate, and become dominant in that field. These resistant weed biotypes may not be adequately controlled. Cultural practices such as tillage, preventing weed escapes from going to seed, and using herbicides with different modes of action within and between crop seasons can aid in delaying the proliferation and possible dominance of herbicide resistant weed biotypes.

Do not graze treated fields or harvest for forage or hay.

Do not apply this product through any type of irrigation equipment.

Synchrony STS DF is for use only on soybean varieties designated as "STS".

- Application to soybean varieties not designated as "STS" will result in severe crop injury and/or yield loss.
- DuPont will not warrant the safety of this treatment to seed saved from previous production (bin run seed).
- These "STS" varieties must be purchased from an authorized seed supplier.
- The "STS" designation indicates the soybean variety contains a proprietary trait that enhances the soybean's natural tolerance to DuPont sulfonylurea herbicides. Information on "STS" soybean varieties may be obtained from your seed supplier or DuPont representative.

#

Notice to Buyer: Purchase of these materials does not confer any rights under patents of countries outside of the United States. Use of this quantity of purchased SYNCHRONY STS DF herbicide is permitted under claim 24 of U.S. Patent 5,084,082.

- 1 Registered trademark of BASF Corporation
- 2 Registered trademark of Valent USA Corporation
- 3 Registered trademark of American Cyanamid Company
- 4 Registered trademark of Zeneca, Inc.

~~D-146-1-011895~~

SL-146-9065-6/15/95

**STORAGE AND DISPOSAL**

Storage: Store product in original container only. Do not contaminate water, other pesticides, fertilizer, food or feed in storage.

Product Disposal: Do not contaminate water, food or feed by disposal. Wastes resulting from the use of this product may be disposed of on site or at an approved waste disposal facility.

Container Disposal: Triple rinse (or equivalent), then offer for recycling or reconditioning, or puncture and dispose of in a sanitary landfill, or by incineration, or, if allowed by state and local authorities, by burning. If burned, stay out of smoke.

**NOTICE OF WARRANTY**

Du Pont warrants that this product conforms to the chemical description on the label thereof and is reasonably fit for the purpose stated on such label only when used in accordance with the directions under normal use conditions. It is impossible to eliminate all risks inherently associated with the use of this product. Crop injury, ineffectiveness, or other unintended consequences may result because of such factors as weather conditions, presence of other materials, or the manner of use or application, all of which are beyond the control of Du Pont. In no case shall Du Pont be liable for consequential, special or indirect damages resulting from the use or handling of this product. All such risks are assumed by the buyer. DU PONT MAKES NO WARRANTIES OF MERCHANTABILITY OR FITNESS FOR A PARTICULAR PURPOSE NOR ANY OTHER EXPRESS OR IMPLIED WARRANTY EXCEPT AS STATED ABOVE.

© 1995 E. I. du Pont de Nemours and Company, Agricultural Products, Wilmington, Delaware 19898

#

#