

171 00 000


01
ACCEPTED
FEB 21 1995
U.S. Environmental Protection Agency
Pesticide and Plant Health Division
Washington, D.C. 20460
Registered under
EPA Reg. No. 352-561

104-57



Concert[®] SP

herbicide



®

"..... A Growing Partnership With Nature"

1357

"CONCERT" SP HIGHLIGHTS

- For selective postemergence broadleaf weed control in soybeans.
 - One 2 ounce Soluble Pack treats 4 acres.
 - Include a spray additive recommended in this label. See Spray Additives.
 - Include a nitrogen fertilizer (example: 2-4 quarts of 28-0-0). See Spray Additives.
 - May be applied by ground (broadcast or band) or by air.
 - For ground application, apply in 10-25 gallons of water at 25-60 psi. Using flat fan nozzles may optimize CONCERT SP performance.
 - Apply to actively growing weeds at the recommended sizes. See Rate.
 - Tank mix only with pesticides specified by this or other supplemental labeling. See Tank Mix Applications.
 - Certain environmental conditions, such as cool and dry, or hot and humid weather, affect the performance of CONCERT SP. See Environmental Conditions.
- Consult label text for complete instructions. Always read and follow label directions for use.

TABLE OF CONTENTS

Precautionary Statements	1
Application Information	2
When to Apply.....	2
Rate	2
Spray Additives	3
Mixing Instructions.....	3
Tank Mix Applications	3
Application Equipment	4
Ground Application	4
Aerial Application	4
Environmental Conditions and Biological Activity.....	4
Cultivation	5
Crop Rotation	5
Rotational Crop Intervals for CONCERT SP.....	5
Field Bioassay for Other Crops	5
Sprayer Preparation and Cleanup	5
Spray Drift Management	6
Important Precautions	6
Information on Resistant Weeds.....	6
Storage and Disposal	7
Notice of Warranty	7



Concert® SP

herbicide

Dry flowable

For Use on Soybeans Only

This product is a water-dispersible granule containing 25% active ingredient by weight contained in a premeasured water soluble pack.

<i>Active Ingredients:</i>	<i>By Weight</i>
Methyl 3-[[[(4-methoxy-6-methyl-1,3,5-triazin-2-yl)amino]carbonyl]amino]sulfonyl]-2-thiophenecarboxylate	12.5%
Chlorimuron Ethyl Ethyl 2-[[[(4-chloro-6-methoxypyrimidin-2-yl) amino]carbonyl]amino]sulfonyl]-benzoate	12.5%
<i>Inert Ingredients</i>	75.0%
TOTAL	100.0%

EPA Reg. No. 352-561

U.S. Patents 4,547,215, 4,481,029 and 4,394,506

KEEP OUT OF REACH OF CHILDREN

CAUTION

STATEMENT OF PRACTICAL TREATMENT

If in eyes:

Flush eyes with plenty of water.
Call a physician if irritation persists.

If on skin:

Wash with plenty of soap and water.
Get medical attention if irritation persists.
For medical emergencies involving this product, call toll-free 1-800-441-3637.

PRECAUTIONARY STATEMENTS

HAZARDS TO HUMANS AND DOMESTIC ANIMALS

Caution! Causes moderate eye irritation. Harmful if absorbed through skin. Avoid contact with skin, eyes or clothing.

PERSONAL PROTECTIVE EQUIPMENT

Applicators and other handlers must wear:

- Long-sleeved shirt and long pants.
- Waterproof gloves.
- Shoes plus socks.

Follow manufacturer's instructions for cleaning/maintaining PPE. If no such instructions for washables, use detergent and hot water. Keep and wash PPE separately from other laundry.

USER SAFETY RECOMMENDATIONS

USERS SHOULD: Wash hands before eating, drinking, chewing gum, using tobacco or using the toilet.

ENVIRONMENTAL HAZARDS

Do not apply directly to water, or to areas where surface water is present, or to intertidal areas below the mean high water mark.

Do not contaminate water when disposing of equipment washwater. Do not apply where/when conditions favor runoff.

DIRECTIONS FOR USE

It is a violation of federal law to use this product in a manner inconsistent with its labeling.

Do not apply this product in a way that will contact workers or other persons, either directly or through drift. Only protected handlers may be in the area during application. For any requirements specific to your State or Tribe, consult the agency responsible for pesticide regulation.

AGRICULTURAL USE REQUIREMENTS

Use this product only in accordance with its labeling and with the Worker Protection Standard, 40 CFR part 170. This Standard contains requirements for the protection of agricultural workers on farms, forests, nurseries, and greenhouses, and handlers of agricultural pesticides. It contains requirements for training, decontamination, notification, and emergency assistance. It also contains specific instructions and exceptions pertaining to the statements on this label about personal protective equipment (PPE) and restricted-entry interval. The requirements in this box only apply to uses of this product that are covered by the Worker Protection Standard.

Do not enter or allow worker entry into treated areas during the restricted entry interval (REI) of 12 hours.

PPE required for early entry to treated areas that is permitted under the Worker Protection Standard and that involves contact with anything that has been treated, such as plants, soil, or water, is:

- Coveralls.
- Waterproof gloves.
- Shoes plus socks.

For Use on Soybeans Only

APPLICATION INFORMATION

Du Pont CONCERT SP Herbicide is a dispersible granule formulation premeasured in a 2-ounce pack which readily dissolves in water.

Rate

Make a single application of CONCERT SP at a rate of 1/2 ounce per acre for selective postemergence broadleaf weed control. Do not apply CONCERT SP more than once per cropping season.

When to Apply

CONCERT SP performs best when applied to small weeds a few weeks after planting.

Timing to Crop Stage

- CONCERT SP may be applied to soybeans any time after the first trifoliolate has expanded fully.
- Apply no later than 60 days before harvest.

Timing to Weeds

- Apply CONCERT SP when weeds are young and actively growing (after the first true leaves have expanded, but before the weeds exceed the size indicated in the table below).
- Applications made to weeds that are in the cotyledon stage, larger than the size indicated, or to weeds under stress may result in unsatisfactory control.

When applied as directed, CONCERT SP will control the following weeds:

Weeds Controlled	Height (inches) at Application
Annual Smartweeds	2 - 8
Cocklebur	2 - 4
Jimsonweed	2 - 5
Lambsquarters	2 - 4
Marestail	2 - 5
Pigweed species	2 - 12
Velvetleaf	2 - 8
Wild Mustard	up to 4" in dia.
Wild Sunflower	2 - 8

Weeds Suppressed*	Height (inches) at Application
Morningglory species	
Entireleaf	1 - 2
Ivyleaf	1 - 2
Pitted	1 - 2
Smallflower	1 - 2
Tall	1 - 2
Common Ragweed	1 - 3

- Weed suppression is a visual reduction in weed competition (reduced population, size, and/or vigor) as compared to an untreated area. Degree of control can be increased by treating weeds when actively growing and not under stress.

Spray Additives

Applications of CONCERT SP must include a nonionic surfactant or crop oil concentrate, and an ammonium nitrogen fertilizer. For additional information refer to the DuPont bulletin "Approved Adjuvants For Use With DuPont Row Crop Cereal Herbicides" for a list of approved adjuvants and suggested use rates for CONCERT SP.

Nonionic Surfactant

- Apply at the rate (concentration) of 0.125%-0.25% v/v (1-2 pt per 100 gal of spray solution).
- Use of the higher rate of nonionic surfactant, particularly under hot humid conditions, may result in temporary crop injury.
- Use only EPA-approved surfactants containing at least 50% active ingredient authorized for use on food crops.
- Do Not Use Dash' unless specified on other DuPont supplemental labeling.

Crop Oil Concentrate

Under dry conditions or during cool weather, a crop oil concentrate at 0.5% v/v (4 pt/100 gal of spray solution) may be used in place of a nonionic surfactant to enhance weed control.

- Use a petroleum-based crop oil concentrate (0.5% v/v) with at least 15% emulsifiers/surfactant.
- The use of crop oil concentrate may result in temporary crop injury.

Ammonium Nitrogen Fertilizer

An ammonium nitrogen fertilizer is required in addition to a surfactant or a crop oil concentrate.

- Use a high-quality liquid nitrogen fertilizer such as 28-0-0 at a rate of 2-4 quarts per acre, or 10-34-0 at a rate of 1-2 quarts per acre.
- Use the lower rate for spray volumes less than 15 gallons per acre.
- Alternately, a high-quality, sprayable grade of ammonium sulfate (21 0-0) may be used at a rate of 2-4 pounds per acre.

MIXING INSTRUCTIONS

Five Soluble Packs are contained in a waterproof, resealable plastic bag, with three plastic bags enclosed in a cardboard box. The individual Soluble Packs will dissolve completely in water. Open the outer resealable plastic bag, remove the number of required Soluble Packs for the application rate of one 2-ounce Soluble Pack per 4 treated acres, and drop them into the spray tank as directed below.

Soluble Pack Handling Precautions:

- The outer resealable plastic bag is NOT soluble in water. DO NOT place it in the spray tank.
- Excessive handling of the packs, or exposure to moisture, will cause breakage.
- Do not touch the packs with wet hands or place them on wet surfaces.
- Protect unused Soluble Packs by resealing them in the plastic bag.

To use the Soluble Packs:

1. Fill the tank 1/4 to 1/3 full of water.
2. While agitating, add the required number of CONCERT SP Soluble Packs (1 Soluble Pack/4 acres).
3. The packs should dissolve completely within 5 minutes. Continue adequate agitation.
4. CONCERT SP should be thoroughly mixed with water in the spray tank before adding any other material (e.g. surfactant, crop oil concentrate, or nitrogen fertilizer). As the tank is filling and after the Soluble Packs have dissolved, add the required spray adjuvants.
5. Apply CONCERT SP spray preparation within 24 hours of mixing to avoid product degradation.
6. If the mixture has settled, thoroughly reagitrate before using.

TANK MIX APPLICATIONS

Do not tank mix CONCERT SP with any other pesticide or spray adjuvant except as specified on this or other supplemental labeling.

CONCERT SP may be tank mixed with post grass herbicides such as Du Pont's ASSURE® II Herbicide.

Do not tank mix with Poast Plus' unless specified on other DuPont supplemental labeling.

Under certain conditions, CONCERT SP may reduce the activity of the post grass herbicide. The broadleaf activity of CONCERT SP will not be affected. Refer to the grass herbicide label for specific use information and precautions.

Include a nonionic surfactant with the tank mix of CONCERT SP and post grass herbicides such as ASSURE II.

- Surfactant rate (concentration) should be 0.125%-0.25% v/v (1-2 pints per 100 gallons of spray solution).
- Use of a higher rate of nonionic surfactant, particularly under hot, humid conditions, may result in temporary crop injury.
- Do not use DASH' or crop oil concentrate when tank mixing CONCERT SP with postemerge grass herbicides unless specified on other DuPont supplemental labeling.

The amount of ASSURE II to be used in a tank mix with CONCERT SP will be determined by the grasses present. When applied as directed, a tank mix of CONCERT SP and ASSURE II will control the following grasses:

CONCERT SP + 5 oz of ASSURE II per acre

Grass	Height (Inches)
Volunteer Corn	6 - 18
Shattercane	6 - 12
Giant Foxtail	2 - 4 (pretiler)
Seedling Johnsongrass	2 - 8

CONCERT SP + 7 oz of ASSURE II per acre

Grass	Height (Inches)
Giant Foxtail	4 - 8
Wild Proso Millet	2 - 6

02/27

CONCERT SP + 8 oz of ASSURE II per acre

Grass	Height (Inches)
Crowfoot Grass	2 - 6
Fall Panicum	2 - 6
Green Foxtail	2 - 4
Bristly Foxtail	2 - 4
Goosegrass	2 - 4
Itchgrass	2 - 8
Field Sandbur	2 - 6
Sprangletop	2 - 6
Volunteer Cereals	2 - 6
Wild Oats	2 - 6
Witchgrass	2 - 6

CONCERT SP + 10 oz of ASSURE II per acre

Grass	Height (Inches)
Junglerice	2 - 6
Rhizome Johnsongrass	10 - 24

Do not tank mix CONCERT SP with organophosphate insecticides, or apply CONCERT SP within 14 days before or after an application of an organophosphate insecticide, as severe crop injury may occur.

APPLICATION EQUIPMENT

Many crops are highly sensitive to CONCERT SP. All direct or indirect contact (such as spray drift) with crops other than soybeans should be avoided.

**Ground Application
(See also Spray Drift)**

Broadcast Application

- Use 10-25 gallons of water per acre.
- Use flat fan nozzles at 25-60 psi.
- Do not use flood, hollow cone, rain drop, whirl chamber, or controlled droplet applicator (CDA) type nozzles. Unacceptable crop injury, excessive spray drift, or poor weed control may result.
- For proper spray coverage, adjust the boom and nozzle height according to the specifications listed by the nozzle manufacturer.

Band Application

- For band application, use proportionately less spray mixture.
- To avoid crop injury, carefully calibrate the band applicator not to exceed the labeled rate.
- Carefully follow the manufacturer's instructions for nozzle types (flat fan nozzles preferred), nozzle orientation, distance of the nozzles from the crop and weeds, spray volumes, calibration, and spray pressure.
- For additional information on row banders, see Du Pont's bulletin, "Application Accuracy Row Banders."

Aerial Application (See also Spray Drift)

- Use nozzle types and arrangements that will provide for optimum spray distribution and maximum coverage at 5 to 10 GPA.
- Do not apply during a temperature-inversion condition, when winds are gusty, or when other conditions will favor poor coverage and/or off-target spray movement.
- Use a minimum of 5 gallons of water per acre.

ENVIRONMENTAL CONDITIONS AND BIOLOGICAL ACTIVITY

CONCERT SP provides best postemergence results when applied to young, actively growing weeds. Degree of control and duration of effect depend on: application rate, weed spectrum, weed size, growing conditions at and following time of treatment, soil moisture, precipitation, and spray adjuvants. Some weeds, such as lambsquarters, are more affected by stress than others. Delay application until stress passes and weeds start to grow again. Treating weeds under stress or large weeds may result in only partial control. Conditions that are conducive to healthy, actively growing plants optimize the performance of CONCERT SP.

- If rain is expected within 1 hour, do not apply CONCERT SP, or weed control may be decreased.
- Applications made during or immediately following periods of abnormally cold weather for soybeans may result in less than satisfactory weed control.
- Poor weed control or crop injury may result from applications made to plants under stress from
 - abnormal hot or cold weather,
 - growing conditions such as drought or water-saturated soil,
 - disease, or
 - nematode, insect, or prior herbicide injury.

Delay application until stress passes and weeds and soybeans resume growth. Severe stress from conditions immediately following application may also result in crop injury or poor weed control.

- Applications during periods of hot and humid weather increase the risk of crop injury

Wilting, temporary leaf yellowing, reddened veins, and/or growth retardation of soybeans may follow application of CONCERT SP. The growth retardation is generally in the form of shortened internode spacing. These effects will generally be most evident 5-7 days after application. The soybeans will recover quickly under favorable growing conditions.

CONCERT SP rapidly inhibits the growth of susceptible weeds, reducing weed competition. Leaves turn yellow 5-7 days after postemergence application, followed by death of the weed's growing point. Susceptible plants are controlled in 7-14 days. Death of leaf tissue will follow in some species, while others will remain green but stunted and noncompetitive.

CULTIVATION

A timely cultivation may be necessary to control suppressed weeds, weeds that were beyond the maximum size at the time of application, or weeds that emerge after an application of CONCERT SP.

- Do not cultivate before, during, or within 7 days after the application.
- Cultivation may decrease weed control by pruning roots and placing the weed under stress.
- The best time to cultivate is approximately 14 days after application.

CROP ROTATION

Rotational Crop Intervals for CONCERT SP

The following rotational intervals must be observed when using CONCERT SP:

Crop	Rotational Interval In Months
Soybeans	Any time
Cereal Grains	3
Ryegrass	3
Field Corn *	9
Cotton	9
Alfalfa	9
Clover	9
Dry Beans	9
Sorghum	9
Peanut	6
Rice	9
Tobacco (transplant)	9
Tomato (transplant)	9

* When using CONCERT SP Herbicide, the term "FIELD CORN" is defined to include only that corn grown for grain or silage, popcorn, and seed corn relative to the Rotational Crop Guidelines section of this label.

Field Bioassay for Other Crops

All other crops require a successful field bioassay. The suggested interval before initiating a bioassay is 9 months. If the crop you want to plant does not appear in the table above, you must complete a successful field bioassay during the season before planting. The field bioassay will detect small quantities of CONCERT SP that can remain in the soil and could potentially injure rotational crops. A successful field bioassay means growing to maturity a test strip of crop(s) intended for production the following year. The test strip should cross the whole field, including knolls and low areas.

SPRAYER PREPARATION AND CLEANUP

It is important that spray equipment is clean and free of previous pesticide deposits before using CONCERT SP, and then properly cleaned out following application. Clean all application equipment before applying CONCERT SP. Follow the cleanup procedures specified on the label of the product previously sprayed. If no cleanup procedure is provided, use the procedure that follows. Immediately following applications of CONCERT SP, thoroughly clean all mixing and spray equipment to avoid applications to crops other than soybeans.

Notes

- When cleaning spray equipment before applying CONCERT SP, read and follow label directions for proper rinsate disposal of the product previously sprayed.
- A steam cleaning of aerial spray tanks is recommended to dislodge any visible pesticide deposits.
- When spraying or mixing equipment will be used over an extended period to apply multiple loads of CONCERT SP, partially fill the tank with fresh water at the end of each day of spraying, flush the boom and hoses, and allow to sit overnight.

Cleanup Procedure

1. Drain the tank and thoroughly hose down the interior surfaces. Flush the tank, hoses, and boom with clean water for a minimum of 5 minutes.
2. Partially fill the tank with clean water and add one gallon of household ammonia* (containing 3% active) for every 100 gallons of water. Finish filling the tank with water, then flush the cleaning solution through the hoses, boom, and nozzles. Add more water to completely fill the tank and allow to agitate/recirculate for at least 15 minutes. Again, flush the hoses, boom, and nozzles with the cleaning solution, then drain the tank.
3. Repeat Step 2.
4. Remove the nozzles and screens and clean separately in a bucket containing the cleaning agent and water.
5. Thoroughly rinse the tank with clean water for a minimum of 5 minutes, flushing the water through the hoses and boom.

* Equivalent amounts of an alternate strength ammonia solution may be used, or a tank cleaner recommended in the DuPont bulletin "Sulfonylurea Herbicides. A Guide to Equipment Cleanout."

SPRAY DRIFT MANAGEMENT

The interaction of many equipment and weather-related factors determines the potential for spray drift. The applicator is responsible for considering all these factors when making application decisions.

AVOIDING SPRAY DRIFT IS THE RESPONSIBILITY OF THE APPLICATOR.

IMPORTANCE OF DROPLET SIZE

The most effective way to reduce drift potential is to apply large droplets (>150 - 200 microns). The best drift management strategy is to apply the largest droplets that provide sufficient coverage and control. The presence of sensitive species nearby, the environmental conditions, and pest pressure may affect how an applicator balances drift control and coverage. APPLYING LARGER DROPLETS REDUCES DRIFT POTENTIAL, BUT WILL NOT PREVENT DRIFT IF APPLICATIONS ARE MADE IMPROPERLY OR UNDER UNFAVORABLE ENVIRONMENTAL CONDITIONS! See Wind, Temperature and Humidity, and Temperature Inversions sections of this label.

Controlling Droplet Size - General Techniques

- Volume Use high flow rate nozzles to apply the highest practical spray volume. Nozzles with higher rated flows produce larger droplets.

2010

- **Pressure** - Use the lower spray pressures recommended for the nozzle. Higher pressure reduces droplet size and does not improve canopy penetration. **WHEN HIGHER FLOW RATES ARE NEEDED, USE A HIGHER-CAPACITY NOZZLE INSTEAD OF INCREASING PRESSURE.**
- **Nozzle Type** - Use a nozzle type that is designed for the intended application. With most nozzle types, narrower spray angles produce larger droplets. Consider using low-drift nozzles.

Controlling Droplet Size - Aircraft

- **Number of Nozzles** - Use the minimum number of nozzles with the highest flow rate that provide uniform coverage.
- **Nozzle Orientation** - Orienting nozzles so that the spray is emitted backwards, parallel to the airstream will produce larger droplets than other orientations.
- **Nozzle Type** - Solid stream nozzles (such as disc and core with swirl plate removed) oriented straight back produce larger droplets than other nozzle types.
- **Boom Length** - The boom length should not exceed 3/4 of the wing or rotor length - longer booms increase drift potential.
- **Application Height** - Application more than 10 ft above the canopy increases the potential for spray drift.

BOOM HEIGHT

Setting the boom at the lowest labeled height (if specified) which provides uniform coverage reduces the exposure of droplets to evaporation and wind. For ground equipment, the boom should remain level with the crop and have minimal bounce.

WIND

Drift potential increases at wind speeds of less than 3 mph (due to inversion potential) or more than 10 mph. However, many factors, including droplet size and equipment type determine drift potential at any given wind speed. **AVOID GUSTY OR WINDLESS CONDITIONS.**

Note: Local terrain can influence wind patterns. Every applicator should be familiar with local wind patterns and how they affect spray drift.

TEMPERATURE AND HUMIDITY

When making applications in hot and dry conditions, set up equipment to produce larger droplets to reduce effects of evaporation.

TEMPERATURE INVERSIONS

Drift potential is high during a temperature inversion. Temperature inversions restrict vertical air mixing, which causes small suspended droplets to remain close to the ground and move laterally in a concentrated cloud. Temperature inversions are characterized by increasing temperature with altitude and are common on nights with limited cloud cover and light to no wind. They begin to form as the sun sets and often continue into the morning. Their presence can be indicated by ground fog; however, if fog is not present, inversions can also be identified by the movement of smoke from a ground source or an aircraft smoke generator. Smoke that layers and moves laterally in a concentrated cloud (under low wind conditions) indicates an inversion, while smoke that moves upward and rapidly dissipates indicates good vertical air mixing.

SHIELDED SPRAYERS

Shielding the boom or individual nozzles can reduce the effects of wind. However, it is the responsibility of the applicator to verify that the shields are preventing drift and not interfering with uniform deposition of the product.

INFORMATION ON RESISTANT WEEDS

When herbicides with the same mode of action are used repeatedly over several years to control the same weed species in the same field, naturally-occurring resistant weed biotypes may survive a correctly applied herbicide treatment, propagate, and become dominant in that field. These resistant weed biotypes may not be adequately controlled. Cultural practices such as tillage, preventing weed escapes from going to seed, and using herbicides with different modes of action within and between crop seasons can aid in delaying the proliferation and possible dominance of herbicide resistant weed biotypes.

IMPORTANT PRECAUTIONS

- Use of CONCERT SP is not permitted in the state of North Dakota or that area of Minnesota north and west of highways MN 27 and US 71.
- CONCERT SP Herbicide should be used only in accordance with recommendations on this label or in separately published Du Pont recommendations.
- Injury to or loss of desirable trees or vegetation may result from failure to observe the following:
 - Do not apply or drain or flush equipment on or near desirable trees or other plants, or on areas where their roots may extend, or in locations where the chemical may be washed or moved into contact with their roots.
 - Do not use on lawns, walks, driveways, tennis courts or similar areas.
 - Prevent drift of spray to desirable plants.
 - Do not contaminate any body of water.
 - Thoroughly clean application equipment immediately after use. (Refer to Sprayer Preparation and Cleanup section of this label.)
 - Do not graze or feed forage, hay or straw from treated areas to livestock.
 - Do not apply this product through any type of irrigation system.
 - Du Pont will not be responsible for losses or damages resulting from the use of this product in any manner not specifically recommended by Du Pont.

2

240

STORAGE AND DISPOSAL

Storage: Store product only in original container, away from other pesticides, fertilizer, food or feed.

Product Disposal: Do not contaminate water, food or feed by storage or disposal. Waste resulting from the use of this product may be disposed of on site or at an approved waste disposal facility.

Container Disposal: Do not reuse the outer box or the resealable plastic bag. When all water-soluble packets are used, the outer packaging should be clean and may be disposed of in a sanitary landfill or by incineration, or if allowed by state and local authorities, by burning. If burned, stay out of smoke. If the resealable plastic bag contacts the formulated product in any way, the bag must be triple-rinsed with clean water. Add the rinsate to the spray tank and dispose of the outer wrap as described above.

Notice to Buyer: Purchase of this material does not confer any rights under patents of countries outside of the United States. Use of this quantity of purchased CONCERT SP herbicide is permitted under claim 24 of U.S. Patent 5,084,082.

NOTICE OF WARRANTY

Du Pont warrants that this product conforms to the chemical description on the label thereof and is reasonably fit for purposes stated on such label only when used in accordance with directions under normal use conditions. It is impossible to eliminate all risks inherently associated with the use of this product. Crop injury, ineffectiveness, or other unintended consequences may result because of such factors as weather conditions, presence of other materials, or the manner of use or application, all of which are beyond the control of Du Pont. In no case shall Du Pont be liable for consequential, special or indirect damages resulting from the use or handling of this product. All such risks shall be assumed by the buyer. DU PONT MAKES NO WARRANTIES OF MERCHANTABILITY OR FITNESS FOR A PARTICULAR PURPOSE NOR ANY OTHER EXPRESSED OR IMPLIED WARRANTY EXCEPT AS STATED ABOVE.

I, Registered Trademark of BASF

D - 163-1 011895

1

10/2/95



DuPont Agricultural Products

"..... A Growing Partnership With Nature"



**CONCERT® SP HERBICIDE
TANK MIX
FOR WEED CONTROL IN STS™
SOYBEANS**

CONCERT® SP HERBICIDE

EPA Reg. No. 352-561

USE OF "CONCERT" SP HERBICIDE AND "CONCERT" + "CLASSIC" HERBICIDE TANK MIX FOR BROADLEAF WEED CONTROL IN STS™ SOYBEANS

DIRECTIONS FOR USE

It is a violation of federal law to use this product in a manner inconsistent with its labeling.

The following recommendations for use of DuPont CONCERT SP Herbicide pertain only when applications are made to soybean varieties designated as STS.

- The STS designation indicates the soybean variety contains a proprietary trait that enhances the soybean's natural tolerance to DuPont sulfonylurea herbicides. Information on STS soybean varieties may be obtained from your seed dealer or DuPont representative.
- Application to soybean varieties not designated STS will result in severe crop injury and/or yield loss.
- These STS varieties must be purchased from an authorized seed dealer.
- DuPont will not warrant the safety of this treatment to seed saved from previous years production (bin-run seed).

APPLICATION INFORMATION

DuPont CONCERT SP Herbicide is a dispersible granule formulation pre-measured in a 2-ounce water-soluble pack which readily dissolves in water.

Rate

Make a single application of CONCERT SP at a rate of 1/2 ounce per acre (one 2.0 ounce Soluble Pack per 4 acres) for selective postemergence broadleaf weed control. Do not apply CONCERT SP more than once per cropping season.

When to Apply

CONCERT SP performs best when applied to small weeds a few weeks after planting.

Timing to Crop Stage

- CONCERT SP may be applied to STS soybeans any time after the first trifoliolate has expanded fully.
- Apply no later than 60 days before harvest.

Timing to Weeds

- Apply CONCERT SP when weeds are young and actively growing (after the first true leaves have expanded, but before the weeds exceed the size indicated in the table below)

- Applications made to weeds that are in the cotyledon stage, larger than the size indicated, or to weeds under stress may result in unsatisfactory control.

Weeds Controlled

When applied as directed, CONCERT SP will CONTROL the following weeds:

<u>Weeds Controlled</u>	<u>Height (inches) at Application</u>
Annual Smartweeds	2 - 8
Cocklebur	2 - 4
Common Ragweed	1 - 3
Jimsonweed	2 - 5
Lambsquarters	2 - 4
Marestail	2 - 5
Pigweed species	2 - 12
Velvetleaf	2 - 8
Wild Mustard	up to 4" in dia.
Wild Sunflower	2 - 8

When applied as directed, CONCERT SP will SUPPRESS the following weeds. Weed suppression is a visual reduction in weed competition (reduced population, size, and/or vigor) as compared to an untreated area. Degree of control can be increased by treating weeds when actively growing and not under stress:

<u>Weeds Suppressed</u>	<u>Height (inches) at Application</u>
Common Milkweed (above-ground portion only)	2-6
Dandelion (rosette stage)	up to 8" in dia.
Kochia	1 - 3
Morningglory species	
Entireleaf	1 - 2
Ivyleaf	1 - 2
Pitted	1 - 2
Smallflower	1 - 3
Tall	1 - 2
Perennial Sowthistle (rosette stage)	up to 6" in dia.
Pokeweed	2 - 6
Russian Thistle	1 - 3

10

Spray Additives

Applications of CONCERT SP must include a crop oil concentrate and an ammonium nitrogen fertilizer. For additional information refer to the DuPont bulletin, "Approved Adjuvants For Use With DuPont Row Crop Cereal Herbicides" for a list of approved adjuvants and suggested use rates for CONCERT SP.

Crop Oil Concentrate

- Use a petroleum-based crop oil concentrate with at least 15% emulsifiers/surfactant at a rate of 1.0% v/v (8 pints per 100 gallons of spray solution).

Ammonium Nitrogen Fertilizer

- An ammonium nitrogen fertilizer is required in addition to a crop oil concentrate.
- Use a high-quality liquid nitrogen fertilizer such as 28-0-0 at a rate of 2-4 quarts per acre, or 10-34-0 at a rate of 1-2 quarts per acre.
- Use the lower rate for spray volumes less than 15 gallons per acre.
- Alternately, a high-quality, sprayable grade of ammonium sulfate (21-0-0) may be used at a rate of 2-4 pounds per acre.

Mixing Instructions

Five Soluble Packs are contained in a waterproof, resealable plastic bag, with three plastic bags enclosed in a cardboard box. The individual Soluble Packs will dissolve completely in water. Open the outer resealable plastic bag, remove the number of required Soluble Packs for the application rate of one 2-ounce Soluble Pack per 4 treated acres, and drop them into the spray tank as directed below.

Soluble Pack Handling Precautions:

- The outer resealable plastic bag is NOT soluble in water. DO NOT place it in the spray tank.
- Excessive handling of the packs, or exposure to moisture, will cause breakage.
- Do not touch the packs with wet hands or place them on wet surfaces.
- Protect unused Soluble Packs by resealing them in the plastic bag.

To use the Soluble Packs:

1. Fill the tank 1/4 to 1/3 full of water.
2. While agitating, add the required number of CONCERT SP Soluble Packs (1 Soluble Pack/4 acres).
3. The packs should dissolve completely within 5 minutes. Continue adequate agitation.
4. CONCERT SP should be thoroughly mixed with water in the spray tank before adding any other material (e.g. surfactant, crop oil concentrate, or nitrogen fertilizer). As the tank is filling and after the Soluble Packs have dissolved, add the required spray adjuvants.
5. Apply CONCERT SP spray preparation within 24 hours of mixing to avoid product degradation.
6. If the mixture has settled, thoroughly reagit before using.

TANK MIX WITH CLASSIC® HERBICIDE

For enhanced control of cocklebur, CONCERT SP may be tank mixed with DuPont CLASSIC Herbicide. Apply CONCERT SP at a rate of one 2-ounce Soluble Pack per 4 acres plus CLASSIC at a rate of 1/12 ounce per acre (1/3 ounce CLASSIC per 4 acres) to control cocklebur 2-6" tall. This tank mix will control and suppress those weeds listed in Weeds Controlled and Weeds Suppressed. Crop oil concentrate and ammonium nitrogen fertilizer, as described in Spray Additives, must be included in this tank mix. When preparing this tank mix add CLASSIC

at the same time as CONCERT, as described in Steps 2-4 of Mixing Instructions.

TANK MIXES WITH POSTEMERGENCE GRASS HERBICIDES

CONCERT SP or CONCERT SP + CLASSIC may be tank mixed with post grass herbicides such as DuPont ASSURE® II Herbicide.

Under certain conditions, CONCERT SP or CONCERT SP + CLASSIC may reduce the activity of the post grass herbicide (antagonize) on certain species. The broadleaf activity of CONCERT SP or CONCERT SP + CLASSIC will not be affected. Refer to the grass herbicide label for specific use information and precautions. Alternatively, the post grass herbicide may be applied sequentially to CONCERT SP or CONCERT SP + CLASSIC. In a sequential program apply the post grass herbicide 1 day before or 7 days after the CONCERT SP or CONCERT SP + CLASSIC application.

CONCERT + ASSURE II or CONCERT SP + CLASSIC + ASSURE II Tank Mix

- Include a crop oil concentrate with the tank mix of CONCERT SP or CONCERT SP + CLASSIC and ASSURE II at a rate of 1% v/v (8 pints per 100 gallons of spray mix).
- Dash' may be substituted for crop oil concentrate at a rate of 2 pints per acre.
- Include an ammonium nitrogen fertilizer as recommended in the Spray Additives section.
- The amount of ASSURE II to be used in a tank mix with CONCERT SP or CONCERT SP + CLASSIC is determined by the grasses present. When applied as directed, a tank mix of CONCERT SP + ASSURE II or CONCERT SP + CLASSIC + ASSURE II will control the following grasses:

5 oz of ASSURE II per acre

Grass	Height (Inches)
Volunteer Corn	6 - 18
Shattercane	6 - 12
Giant Foxtail (pretiler)	2 - 4
Seedling Johnsongrass	2 - 8

7 oz of ASSURE II per acre

Grass	Height (Inches)
Giant Foxtail	4 - 8
Wild Proso Millet	2 - 6

8 oz of ASSURE II per acre

Grass	Height (Inches)
Crowfoot Grass	2 - 6
Fall Panicum	2 - 6
Green Foxtail	2 - 4
Bristly Foxtail	2 - 4
Goosegrass	2 - 4
Itchgrass	2 - 8
Field Sandbur	2 - 6
Sprangletop	2 - 6
Volunteer Cereals	2 - 6
Wild Oats	2 - 6
Witchgrass	2 - 6

10 oz of ASSURE II per acre

Grass	Height (Inches)
Junglerice	2 - 6
Rhizome Johnsongrass	10 - 24

"CONCERT" SP + POAST PLUS¹ or "CONCERT" SP + "CLASSIC" + POAST PLUS Tank Mix

For control of grasses not controlled by CONCERT SP + ASSURE II or CONCERT SP + CLASSIC + ASSURE II, CONCERT SP or CONCERT SP + CLASSIC may be tank mixed with "Poast Plus". Use "Poast Plus" at a rate of 24 fluid ounces (1 1/2 pints) per acre. Refer to the "Poast Plus" label for additional use directions, use instructions and precautions.

- Include a crop oil concentrate with the tank mix of CONCERT SP + "Poast Plus" or CONCERT SP + CLASSIC + "Poast Plus" at a rate of 1% v/v (8 pints per 100 gallons of spray mix).
- "Dash" may be substituted for crop oil concentrate at a rate of 2 pints per acre.
- Include an ammonium nitrogen fertilizer as recommended in the Spray Additives section.
- The tank mix of CONCERT SP + "Poast Plus" or CONCERT SP + CLASSIC + "Poast Plus" will control the following grasses:

"CONCERT" SP + 24 oz of POAST PLUS per acre

Grass	Height (Inches)
Barnyardgrass	2 - 8
Crabgrass spp.	2 - 6
Woolly cupgrass	2 - 8
Yellow Foxtail	2 - 8

APPLICATION EQUIPMENT

Many crops are highly sensitive to CONCERT SP and CONCERT SP + CLASSIC. All direct or indirect contact (such as spray drift) with crops other than soybeans should be avoided.

Ground Application:

Broadcast Application

- Use 10-25 gallons of water per acre.
- Use flat fan nozzles at 25-60 psi.
- Do not use flood, hollow cone, rain drop, whirl chamber, or controlled droplet applicator (CDA) type nozzles. Excessive spray drift, or poor weed control may result.
- For proper spray coverage, adjust the boom and nozzle height according to the specifications listed by the nozzle manufacturer.

Band Application

- For band application, use proportionately less spray mixture.
- Carefully calibrate the band applicator to not exceed the labeled rate.
- Carefully follow the manufacturer's instructions for nozzle types (flat fan nozzles preferred), nozzle orientation, distance of the nozzles from the crop and weeds, spray volumes, calibration, and spray pressure.
- For additional information on row banders, see DuPont bulletin, "Application Accuracy Row Banders"

Aerial Application

- Use nozzle types and arrangements that will provide for optimum spray distribution and maximum coverage at 5 to 10 GPA.
- Do not apply during a temperature-inversion condition, when winds are gusty, or when other conditions will favor poor coverage and/or off-target spray movement
- Use a minimum of 5 gallons of water per acre

ENVIRONMENTAL CONDITIONS AND BIOLOGICAL ACTIVITY

CONCERT SP rapidly inhibits the growth of susceptible weeds, reducing weed competition hours after application. Leaves turn yellow 5-7 days after postemergence application, followed by death of the weed's growing point. Susceptible plants are controlled in 7-21 days. Death of leaf tissue will follow in some species, while others will remain green but stunted and noncompetitive.

CONCERT SP provides best postemergence results when applied to young, actively growing weeds. Degree of control and duration of effect depend on: application rate, weed spectrum, weed size, growing conditions at and following time of treatment, soil moisture, precipitation, and spray adjuvants. Some weeds, such as lambsquarters, are more affected by stress than others. Delay application until stress passes and weeds start to grow again. Treating weeds under stress or large weeds may result in only partial control. Conditions that are conducive to healthy, actively growing plants optimize the performance of CONCERT SP.

If rain is expected within 1 hour, do not apply CONCERT SP, or weed control may be decreased.

Applications made during or immediately following periods of abnormally cold weather for soybeans may result in less than satisfactory weed control.

Poor weed control may result from applications made to plants under stress from abnormal hot or cold weather, growing conditions such as drought or water-saturated soil, disease, or nematode, insect, or prior herbicide injury. Delay application until stress passes and weeds and soybeans resume growth. Severe stress from conditions immediately following application may also result poor weed control.

CULTIVATION

A timely cultivation may be necessary to control suppressed weeds, weeds that were beyond the maximum size at the time of application, or weeds that emerge after an application of CONCERT SP.

- Do not cultivate before, during, or within 7 days after the application.
- Cultivation may decrease weed control by pruning roots and placing the weed under stress.
- The best time to cultivate is approximately 14 days after application.

CROP ROTATION

The following rotational intervals must be observed when using CONCERT SP or CONCERT SP + CLASSIC tank mix:

Rotational Crop Intervals for CONCERT SP

Crop	Rotational Interval In Months
Soybeans	Anytime
Cereal Grains	3
Ryegrass	3
Field Corn*	9
Cotton	9
Alfalfa	9
Clover	9
Dry Beans	9
Sorghum	9
Peanut	6
Rice	9
Tobacco (transplant)	9
Tomato (transplant)	9
All Other Crops	Field Bioassay**

13

* When using CONCERT SP Herbicide, the term "FIELD CORN" is defined to include only that corn grown for grain or silage, popcorn, and seed corn relative to the Rotational Crop Guidelines section of this label.

**Field Bioassay for Other Crops. All other crops require a successful field bioassay. The suggested interval before initiating a bioassay is 9 months. If the crop you want to plant does not appear in the table above, you must complete a successful field bioassay during the season before planting. The field bioassay will detect small quantities of CONCERT SP that can remain in the soil and could potentially injure rotational crops. A successful field bioassay means growing to maturity a test strip of crop(s) intended for production the following year. The test strip should cross the whole field, including knolls and low areas.

SPRAYER PREPARATION AND CLEANUP

It is important that spray equipment is clean and free of previous pesticide deposits before using CONCERT SP, and then properly cleaned out following application. Clean all application equipment before applying CONCERT SP. Follow the cleanup procedures specified on the label of the product previously sprayed. If no cleanup procedure is provided, use the procedure that follows. Immediately following applications of CONCERT SP, thoroughly clean all mixing and spray equipment to avoid applications to crops other than soybeans.

Cleanup Procedure

1. Drain the tank and thoroughly hose down the interior surfaces. Flush the tank, hoses, and boom with clean water for a minimum of 5 minutes.
2. Partially fill the tank with clean water and add one gallon of household ammonia* (containing 3% active) for every 100 gallons of water. Finish filling the tank with water, then flush the cleaning solution through the hoses, boom, and nozzles. Add more water to completely fill the tank and allow to agitate/recirculate for at least 15 minutes. Again, flush the hoses, boom, and nozzles with the cleaning solution, then drain the tank.
3. Repeat Step 2.
4. Remove the nozzles and screens and clean separately in a bucket containing the cleaning agent and water.
5. Thoroughly rinse the tank with clean water for a minimum of 5 minutes, flushing the water through the hoses and boom.

* Equivalent amounts of an alternate strength ammonia solution may be used or DuPont approved cleaner can be used in the cleanout procedure (see DuPont Bulletin "Information on Cleaning Agents for Sprayer Cleanout of DuPont Sulfonylurea Herbicides"). Carefully read and follow the individual cleaner instructions.

Notes

- When cleaning spray equipment before applying CONCERT SP, read and follow label directions for proper rinsate disposal of the product previously sprayed.
- A steam cleaning of aerial spray tanks is recommended to dislodge any visible pesticide deposits.
- When spraying or mixing equipment will be used over an extended period to apply multiple loads of CONCERT SP, partially fill the tank with fresh water at the end of each day of spraying, flush the boom and hoses, and allow to sit overnight.

IMPORTANT PRECAUTIONS

- Use of CONCERT SP is not permitted in the state of North Dakota or that area of Minnesota north and west of highways MN 27 and US 71.
- Do not tank mix CONCERT SP with organophosphate insecticides, or apply CONCERT SP within 14 days before or after an application of an organophosphate insecticide, as severe crop injury may occur.
- Injury to or loss of desirable trees or vegetation may result from failure to observe the following:
 - Do not apply or drain or flush equipment on or near desirable trees or other plants, or on areas where their roots may extend, or in locations where the chemical may be washed or moved into contact with their roots.
 - Do not use on lawns, walks, driveways, tennis courts or similar areas.
 - Prevent drift of spray to desirable plants.
 - Do not contaminate any body of water.
 - Thoroughly clean application equipment immediately after use. (Refer to Sprayer Preparation and Cleanup section of this label.)
- Do not graze or feed forage, hay or straw from treated areas to livestock.
- Do not apply this product through any type of irrigation system.
- Refer to the CONCERT SP product label for additional information.
- DuPont will not be responsible for losses or damages resulting from the use of this product in any manner not specifically recommended by DuPont.

IMPORTANT

BEFORE USING "CONCERT" SP HERBICIDE, READ AND FOLLOW ALL APPLICABLE DIRECTIONS, RESTRICTIONS AND PRECAUTIONS ON THE EPA-REGISTERED LABEL.

This bulletin contains new or supplemental instructions for use of this product which do not appear on the EPA-registered package label. Follow the instructions carefully.

This labeling must be in the possession of the user at the time of pesticide application.

* Registered trademark of BASF AG.

Use of this quantity of purchased CONCERT SP herbicide is permitted under claim 24 of U.S. Patent 5,634,082.

D-112294



**DuPont Agricultural
Products**

"..... A Growing Partnership With Nature"



**CONCERT® SP HERBICIDE
FOR WEED CONTROL IN STS™
SOYBEANS**

CONCERT® SP HERBICIDE

EPA Reg. No. 352-561

**USE OF "CONCERT" SP HERBICIDE FOR BROADLEAF WEED CONTROL
IN STS™ SOYBEANS**

DIRECTIONS FOR USE

It is a violation of federal law to use this product in a manner inconsistent with its labeling.

The following recommendations for use of DuPont CONCERT SP Herbicide pertain only when applications are made to soybean varieties designated as STS.

- The STS designation indicates the soybean variety contains a proprietary trait that enhances the soybean's natural tolerance to DuPont sulfonylurea herbicides. Information on STS soybean varieties may be obtained from your seed dealer or DuPont representative.
- Application to soybean varieties not designated STS will result in severe crop injury and/or yield loss.
- These STS varieties must be purchased from an authorized seed dealer.
- DuPont will not warrant the safety of this treatment to seed saved from previous years production (bin-run seed).

APPLICATION INFORMATION

DuPont CONCERT SP Herbicide is a dispersible granule formulation pre-measured in a 2-ounce water-soluble pack which readily dissolves in water

Rate

Make a single application of CONCERT SP at a rate of 1/2 ounce per acre (one 2.0 ounce Soluble Pack per 4 acres) for selective postemergence broadleaf weed control. Do not apply CONCERT SP more than once per cropping season.

When to Apply

CONCERT SP performs best when applied to small weeds a few weeks after planting.

Timing to Crop Stage

- CONCERT SP may be applied to STS soybeans any time after the first trifoliolate has expanded fully.
- Apply no later than 60 days before harvest

Timing to Weeds

- Apply CONCERT SP when weeds are young and actively growing (after the first true leaves have expanded, but before the weeds exceed the size indicated in the table below)

- Applications made to weeds that are in the cotyledon stage, larger than the size indicated, or to weeds under stress may result in unsatisfactory control.

Weeds Controlled

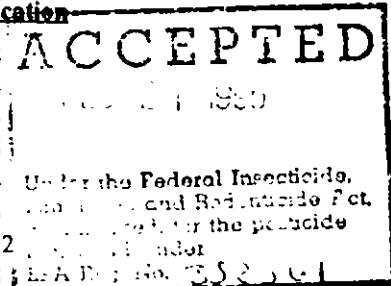
When applied as directed, CONCERT SP will CONTROL the following weeds:

Weeds Controlled

- Annual Smartweeds
- Cocklebur
- Common Ragweed
- Jimsonweed
- Lambsquarters
- Marestail
- Pigweed species
- Velvetleaf
- Wild Mustard
- Wild Sunflower

**Height (inches)
at Application**

- 2 - 8
- 2 - 4
- 1 - 3
- 2 - 5
- 2 - 4
- 2 - 5
- 2 - 12
- 2 - 8
- up to 4" in dia.
- 2 - 8



When applied as directed, CONCERT SP will SUPPRESS the following weeds. Weed suppression is a visual reduction in weed competition (reduced population, size, and/or vigor) as compared to an untreated area. Degree of control can be increased by treating weeds when actively growing and not under stress:

Weeds Suppressed

- Common Milkweed (above-ground portion only)
- Dandelion (rosette stage)
- Kochia
- Morningglory species
- Entireleaf
- Ivyleaf
- Pitted
- Smallflower
- Tall
- Perennial Sowthistle (rosette stage)
- Pokeweed
- Russian Thistle

**Height (inches)
at Application**

- 2-6
- up to 8" in dia
- 1 - 3
- 1 - 2
- 1 - 2
- 1 - 2
- 1 - 2
- 1 - 2
- up to 6" in dia
- 2 - 6
- 1 - 3

15047

Spray Additives

Applications of CONCERT SP must include a crop oil concentrate and an ammonium nitrogen fertilizer. For additional information refer to the DuPont bulletin "Approved Adjuvants For Use With DuPont Row Crop Cereal Herbicides" for a list of approved adjuvants and suggested use rates for CONCERT SP.

Crop Oil Concentrate

- Use a petroleum-based crop oil concentrate with at least 15% emulsifiers/surfactant at a rate of 1.0% v/v (8 pints per 100 gallons of spray solution).

Ammonium Nitrogen Fertilizer

- An ammonium nitrogen fertilizer is required in addition to a crop oil concentrate.
- Use a high-quality liquid nitrogen fertilizer such as 28-0-0 at a rate of 2-4 quarts per acre, or 10-34-0 at a rate of 1-2 quarts per acre.
- Use the lower rate for spray volumes less than 15 gallons per acre.
- Alternately, a high-quality, sprayable grade of ammonium sulfate (21-0-0) may be used at a rate of 2-4 pounds per acre.

Mixing Instructions

Five Soluble Packs are contained in a waterproof, resealable plastic bag, with three plastic bags enclosed in a cardboard box. The individual Soluble Packs will dissolve completely in water. Open the outer resealable plastic bag, remove the number of required Soluble Packs for the application rate of one 2-ounce Soluble Pack per 4 treated acres, and drop them into the spray tank as directed below.

Soluble Pack Handling Precautions:

- The outer resealable plastic bag is NOT soluble in water. DO NOT place it in the spray tank.
- Excessive handling of the packs, or exposure to moisture, will cause breakage.
- Do not touch the packs with wet hands or place them on wet surfaces.
- Protect unused Soluble Packs by resealing them in the plastic bag.

To use the Soluble Packs:

1. Fill the tank 1/4 to 1/3 full of water.
2. While agitating, add the required number of CONCERT SP Soluble Packs (1 Soluble Pack/4 acres)
3. The packs should dissolve completely within 5 minutes. Continue adequate agitation.
4. CONCERT SP should be thoroughly mixed with water in the spray tank before adding any other material (e.g. surfactant, crop oil concentrate, or nitrogen fertilizer). As the tank is filling and after the Soluble Packs have dissolved, add the required spray adjuvants.
5. Apply CONCERT SP spray preparation within 24 hours of mixing to avoid product degradation.
6. If the mixture has settled, thoroughly reagitrate before using.

TANK MIXES WITH POSTEMERGENCE GRASS HERBICIDES

CONCERT SP may be tank mixed with post grass herbicides such as DuPont ASSURE® II Herbicide.

Under certain conditions, CONCERT SP may reduce the activity of the post grass herbicide (antagonize) on certain species. The broadleaf activity of CONCERT SP will not be affected. Refer to the grass herbicide label for specific use information and precautions. Alternatively, the post grass herbicide may be applied sequentially to CONCERT SP

In a sequential program apply the post grass herbicide 1 day before or 7 days after the CONCERT SP application.

CONCERT SP + ASSURE II Tank Mix

- Include a crop oil concentrate with the tank mix of CONCERT SP and ASSURE II at a rate of 1% v/v (8 pints per 100 gallons of spray mix).
- DASH¹ may be substituted for crop oil concentrate at a rate of 2 pints per acre.
- Include an ammonium nitrogen fertilizer as recommended in the Spray Additives section.
- The amount of ASSURE II to be used in a tank mix with CONCERT SP is determined by the grasses present. When applied as directed, a tank mix of CONCERT SP + ASSURE II will control the following grasses:

CONCERT SP + 5 oz of ASSURE II per acre

Grass	Height (Inches)
Volunteer Corn	6 - 18
Shattercane	6 - 12
Giant Foxtail (pretiller)	2 - 4
Seedling Johnsongrass	2 - 8

CONCERT SP + 7 oz of ASSURE II per acre

Grass	Height (Inches)
Giant Foxtail	4 - 8
Wild Proso Millet	2 - 6

CONCERT SP + 8 oz of ASSURE II per acre

Grass	Height (Inches)
Crowfoot Grass	2 - 6
Fall Panicum	2 - 6
Green Foxtail	2 - 4
Bristly Foxtail	2 - 4
Goosegrass	2 - 4
Itchgrass	2 - 8
Field Sandbur	2 - 6
Sprangletop	2 - 6
Volunteer Cereals	2 - 6
Wild Oats	2 - 6
Witchgrass	2 - 6

CONCERT SP + 10 oz of ASSURE II per acre

Grass	Height (Inches)
Junglerice	2 - 6
Rhizome Johnsongrass	10 - 24

"CONCERT" SP + POAST PLUS¹ Tank Mix

For control of grasses not controlled by CONCERT SP + ASSURE II, CONCERT SP may be tank mixed with "Poast Plus". Use "Poast Plus" at a rate of 24 fluid ounces (1 1/2 pints) per acre. Refer to the "Poast Plus" label for additional use directions, use instructions and precautions.

- Include a crop oil concentrate with the tank mix of CONCERT SP + "Poast Plus" at a rate of 1% v/v (8 pints per 100 gallons of spray mix)
- DASH¹ may be substituted for crop oil concentrate at a rate of 2 pints per acre

- Include an ammonium nitrogen fertilizer as recommended in the Spray Additives section.

- The tank mix of CONCERT SP + "Poast Plus" will control the following grasses:

"CONCERT" SP + 24 oz of POAST PLUS per acre

Grass	Height (Inches)
Barnyardgrass	2 - 8
Crabgrass spp.	2 - 6
Woolly cupgrass	2 - 8
Yellow Foxtail	2 - 8

APPLICATION EQUIPMENT

Many crops are highly sensitive to CONCERT SP. All direct or indirect contact (such as spray drift) with crops other than soybeans should be avoided.

Ground Application:

Broadcast Application

- Use 10-25 gallons of water per acre.
- Use flat fan nozzles at 25-60 psi.
- Do not use flood, hollow cone, rain drop, whirl chamber, or controlled droplet applicator (CDA) type nozzles. Excessive spray drift, or poor weed control may result.
- For proper spray coverage, adjust the boom and nozzle height according to the specifications listed by the nozzle manufacturer.

Band Application

- For band application, use proportionately less spray mixture.
- Carefully calibrate the band applicator to not exceed the labeled rate.
- Carefully follow the manufacturer's instructions for nozzle types (flat fan nozzles preferred), nozzle orientation, distance of the nozzles from the crop and weeds, spray volumes, calibration, and spray pressure.
- For additional information on row banders, see DuPont bulletin, "Application Accuracy Row Banders."

Aerial Application

- Use nozzle types and arrangements that will provide for optimum spray distribution and maximum coverage at 5 to 10 GPA.
- Do not apply during a temperature-inversion condition, when winds are gusty, or when other conditions will favor poor coverage and/or off-target spray movement.
- Use a minimum of 5 gallons of water per acre.

ENVIRONMENTAL CONDITIONS AND BIOLOGICAL ACTIVITY

CONCERT SP rapidly inhibits the growth of susceptible weeds, reducing weed competition hours after application. Leaves turn yellow 5-7 days after postemergence application, followed by death of the weed's growing point. Susceptible plants are controlled in 7-21 days. Death of leaf tissue will follow in some species, while others will remain green but stunted and noncompetitive.

CONCERT SP provides best postemergence results when applied to young, actively growing weeds. Degree of control and duration of effect depend on: application rate, weed spectrum, weed size, growing conditions at and following time of treatment, soil moisture, precipitation, and spray adjuvants. Some weeds, such as lambsquarters, are more affected by stress than others. Delay application until stress passes and weeds start to grow again. Treating weeds under stress or large weeds may result in only partial control. Conditions that are conducive to healthy, actively growing plants optimize the performance of CONCERT SP.

If rain is expected within 1 hour, do not apply CONCERT SP, or weed control may be decreased.

Applications made during or immediately following periods of abnormally cold weather for soybeans may result in less than satisfactory weed control.

Poor weed control may result from applications made to plants under stress from abnormal hot or cold weather, growing conditions such as drought or water-saturated soil, disease, or nematode, insect, or prior herbicide injury. Delay application until stress passes and weeds and soybeans resume growth. Severe stress from conditions immediately following application may also result poor weed control.

CULTIVATION

A timely cultivation may be necessary to control suppressed weeds, weeds that were beyond the maximum size at the time of application, or weeds that emerge after an application of CONCERT SP.

- Do not cultivate before, during, or within 7 days after the application.
- Cultivation may decrease weed control by pruning roots and placing the weed under stress.
- The best time to cultivate is approximately 14 days after application.

CROP ROTATION

The following rotational intervals must be observed when using CONCERT SP:

Rotational Crop Intervals for CONCERT SP

Crop	Rotational Interval In Months
Soybeans	Anytime
Cereal Grains	3
Ryegrass	3
Field Corn*	9
Cotton	9
Alfalfa	9
Clover	9
Dry Beans	9
Sorghum	9
Peanut	6
Rice	9
Tobacco (transplant)	9
Tomato (transplant)	9
All Other Crops	Field Bioassay**

* When using CONCERT SP Herbicide the term "FIELD CORN" is defined to include only that corn grown for grain or silage, popcorn, and seed corn relative to the Rotational Crop Guidelines section of this label.

**Field Bioassay for Other Crops: All other crops require a successful field bioassay. The suggested interval before initiating a bioassay is 9 months. If the crop you want to plant does not appear in the table above, you must complete a successful field bioassay during the season before planting. The field bioassay will detect small quantities of CONCERT SP that can remain in the soil and could potentially injure rotational crops. A successful field bioassay means growing to maturity a test strip of crop(s) intended for production the following year. The test strip should cross the whole field, including knolls and low areas.

SPRAYER PREPARATION AND CLEANUP

It is important that spray equipment is clean and free of previous pesticide deposits before using CONCERT SP, and then properly cleaned out following application. Clean all application equipment before applying CONCERT SP. Follow the cleanup procedures specified on the label of the product previously sprayed. If no cleanup procedure is provided, use the procedure that follows. Immediately following applications of CONCERT SP, thoroughly clean all mixing and spray equipment to avoid applications to crops other than soybeans.

Cleanup Procedure

1. Drain the tank and thoroughly hose down the interior surfaces. Flush the tank, hoses, and boom with clean water for a minimum of 5 minutes.
2. Partially fill the tank with clean water and add one gallon of household ammonia* (containing 3% active) for every 100 gallons of water. Finish filling the tank with water, then flush the cleaning solution through the hoses, boom, and nozzles. Add more water to completely fill the tank and allow to agitate/recirculate for at least 15 minutes. Again, flush the hoses, boom, and nozzles with the cleaning solution, then drain the tank.
3. Repeat Step 2.
4. Remove the nozzles and screens and clean separately in a bucket containing the cleaning agent and water.
5. Thoroughly rinse the tank with clean water for a minimum of 5 minutes, flushing the water through the hoses and boom.

* Equivalent amounts of an alternate strength ammonia solution may be used or DuPont approved cleaner can be used in the cleanout procedure (see DuPont Bulletin "Information on Cleaning Agents for Sprayer Cleanout of DuPont Sulfonyleurea Herbicides"). Carefully read and follow the individual cleaner instructions.

Notes

- When cleaning spray equipment before applying CONCERT SP, read and follow label directions for proper rinsate disposal of the product previously sprayed.
- A steam cleaning of aerial spray tanks is recommended to dislodge any visible pesticide deposits.
- When spraying or mixing equipment will be used over an extended period to apply multiple loads of CONCERT SP, partially fill the tank with fresh water at the end of each day of spraying, flush the boom and hoses, and allow to sit overnight.

IMPORTANT PRECAUTIONS

- Use of CONCERT SP is not permitted in the state of North Dakota or that area of Minnesota north and west of highways MN 27 and US 71
- Do not tank mix CONCERT SP with organophosphate insecticides, or apply CONCERT SP within 14 days before or after an application of an organophosphate insecticide, as severe crop injury may occur.

- Injury to or loss of desirable trees or vegetation may result from failure to observe the following:
 - Do not apply or drain or flush equipment on or near desirable trees or other plants, or on areas where their roots may extend, or in locations where the chemical may be washed or moved into contact with their roots.
 - Do not use on lawns, walks, driveways, tennis courts or similar areas.
 - Prevent drift of spray to desirable plants.
 - Do not contaminate any body of water.
 - Thoroughly clean application equipment immediately after use. (Refer to Sprayer Preparation and Cleanup section of this label.)
- Do not graze or feed forage, hay or straw from treated areas to livestock.
- Do not apply this product through any type of irrigation system.
- Refer to the CONCERT SP product label for additional information.
- DuPont will not be responsible for losses or damages resulting from the use of this product in any manner not specifically recommended by DuPont.

IMPORTANT

BEFORE USING "CONCERT" SP HERBICIDE, READ AND FOLLOW ALL APPLICABLE DIRECTIONS, RESTRICTIONS AND PRECAUTIONS ON THE EPA-REGISTERED LABEL.

This bulletin contains new or supplemental instructions for use of this product which do not appear on the EPA-registered package label. Follow the instructions carefully.

This labeling must be in the possession of the user at the time of pesticide application.



¹ Registered trademark of BASF AG.

Use of this quantity of purchased CONCERT SP herbicide is permitted under claim 24 of U.S. Patent 5,084,082.

D-112294

DUPONT

DuPont
Agricultural
Products



CONCERT® SP HERBICIDE
TANK MIX OR SEQUENTIAL
APPLICATIONS WITH PURSUIT®
FOR CONTROL OF NIGHTSHADE
IN IL, IA, MN, NE, SD, AND WI

CONCERT® SP HERBICIDE

EPA Reg. No. 352-561

**TANK MIX OR SEQUENTIAL APPLICATIONS WITH A REDUCED RATE OF PURSUIT
HERBICIDE FOR CONTROL OF EASTERN BLACK NIGHTSHADE IN THE STATES OF
ILLINOIS, IOWA, MINNESOTA, NEBRASKA, SOUTH DAKOTA, AND WISCONSIN**

DuPont: CONCERT SP Herbicide may be applied in a tank mix, or as part of a sequential program, with a reduced rate of "Pursuit" for control of small eastern black nightshade in the states of Illinois, Iowa, Minnesota, Nebraska, South Dakota, and Wisconsin.

DIRECTIONS FOR USE

It is a violation of federal law to use this product in a manner inconsistent with its labeling.

"CONCERT" SP + PURSUIT TANK MIX

A tank mix of CONCERT SP at the rate of 1/2 ounce per acre (one Soluble Pack per 4 acres) plus "Pursuit" at a rate of 2.0 ounces per acre (8 ounces per 4 acres) is recommended for postemergence control of the weeds listed on the CONCERT SP label and small eastern black nightshade. To be effective the nightshade weeds must not exceed 2" in height. Refer to the CONCERT SP label for other weeds controlled and maximum heights.

Best results are obtained when the CONCERT SP + "Pursuit" tank mix is applied to weeds that are young (after the first true leaves have expanded, but before they exceed the size indicated on this label) and actively growing. This is generally 21-30 days after planting of soybeans. Applications made to weeds that are in the cotyledon stage, or larger than the sizes indicated, or to weeds under stress (weather, herbicide, or other) may result in unsatisfactory control.

This program is recommended for the control of broadleaf weeds only. Other measures should be used to control grassy weeds.

Spray Additives

Postemergence applications of CONCERT SP + "Pursuit" tank mix must include the addition of a nonionic surfactant and ammonium nitrogen fertilizer as described below. For additional information refer to the DuPont bulletin "Approved Adjuvants for Use With DuPont Row Crop and Cereal Herbicides" for a list of approved adjuvants.

- Use a nonionic surfactant at the rate of 1 pint per 100 gal of solution (0.125% v/v). Under dry, cool (generally 70° F or less) conditions the rate of nonionic surfactant may be increased to 2 pints per 100 gal of solution (0.25% v/v).
- Use a high quality nitrogen fertilizer product such as 28-0-0 at a rate of 4 - 8 pints per acre, or 10-34-0 at a rate of 2 - 4 pints per acre. Alternately, a high-quality, sprayable grade of ammonium sulfate (21-0-0) may be used at a rate of 2 - 4 pounds per acre. Use the lower rate for spray volumes less than 15 gal

- Do not use Dash² Dash HC², crop oil concentrates or methylated seed oil products such as Sun-It II[®] when tank mixing CONCERT SP + "Pursuit" as excessive crop injury may occur.

"CONCERT" SP FOLLOWED BY PURSUIT SEQUENTIAL PROGRAM

Apply CONCERT SP at the rate of 1/2 ounce per acre (one Soluble Pack per 4 acres) for control of the weeds on the CONCERT SP label. Include spray additives as recommended on the CONCERT SP label. Best results are obtained when CONCERT SP is applied to weeds that are young (after the first true leaves have expanded, but before they exceed the size indicated on the label and actively growing. Applications made to weeds that are in the cotyledon stage, or larger than the sizes indicated, or to weeds under stress (weather, herbicide, or other) may result in unsatisfactory control. Apply after the first trifoliolate of the soybean has fully expanded and the plants are actively growing.

If eastern black nightshade becomes a problem following the application of CONCERT SP, an application of a reduced rate of "Pursuit" can be made. "Pursuit" may be applied at a rate of 2.0 ounces per acre for control of small, actively growing eastern black nightshade that does not exceed 2" in height. A minimum interval of 7 days between the CONCERT SP application and follow-up "Pursuit" treatment is advised to reduce the potential for crop injury and unsatisfactory weed control. Soybeans should be free from stress and actively growing when the follow-up application is made. The soybean plants should have at least one newly emerged fully expanded trifoliolate prior to the follow-up application of "Pursuit".

This program is recommended for the control of broadleaf weeds only. Other measures should be used to control grassy weeds

Spray Additives

The sequential application of "Pursuit" must include

- Methylated seed oil such as "Sun-It II" or a crop oil concentrate at the rate of 1.5 to 2 pints per acre.
- AND
- Ammonium nitrogen fertilizer such as 28% N or 10-34-0 at a rate of 1-2 qts /acre. Instead of a liquid fertilizer, spray grade ammonium sulfate may be used at the rate of 4 lbs /acre

APPLICATION EQUIPMENT

Many crops are highly sensitive to CONCERT SP and "Pursuit". All direct and indirect contact (such as spray drift) with crops other than soybeans should be avoided.

Ground Application:

Broadcast Application

- Use 10 - 25 gallons of water per acre
- Use flat fan nozzles at 25 - 40 psi.
- Do not use flow, hollow cone, rain drop, whirl chamber or controlled droplet applicator (CDA) type nozzles as unacceptable crop injury, excessive spray drift, or poor weed control may result.
- For proper spray coverage, adjust the boom and nozzle height according to the specifications listed by the nozzle manufacturer.

Band Application

- For band application, use proportionately less spray mixture.
- To avoid crop injury, carefully calibrate the band applicator so as not to exceed the labeled rate.
- Carefully follow the manufacturer's instructions for nozzle type, (flat fan preferred), nozzle orientation, distance of the nozzles from the crop and weeds, spray volumes, calibration, and spray pressure.
- For additional information on row banders, see DuPont bulletin "Application Accuracy - Row Banders".

Aerial Application

- Use nozzle types and arrangements that will provide for optimum spray distribution and maximum coverage at 5 to 10 gallons per acre.
- Do not apply during a temperature inversion, when winds are gusty, or when other conditions will favor poor coverage and/or off target spray movement.
- Use a minimum of 5 gallons of water per acre. Consult the respective product labels for special directions for aerial application.

IMPORTANT PRECAUTIONS

- Use of CONCERT SP is not permitted in the state of North Dakota or that area of Minnesota north and west of highways MN 27 and US 71.
- Applications within 1 hour of rain may reduce weed control.
- Applications of CONCERT SP + "Pursuit" or CONCERT SP followed by "Pursuit" may shorten stem internodal length and cause temporary crop injury. Crop response may be increased when applications are made to soybeans that are under stress. Soybeans will recover quickly under normal growing conditions.
- Soybeans should be free from stress and actively growing at the time of application. Stress may be caused by abnormally hot or cold weather, growing conditions such as drought or water-saturated soil, disease, soil nutrient deficiencies such as iron chlorosis, or injury from nematodes, insects, or prior herbicide applications.
- Cultivation may put weeds under stress by pruning roots, thus reducing weed control. Avoid cultivation 7-10 days prior to or following application of the herbicide treatment. For maximum weed control, cultivate 7-10 days after application.
- Refer to the CONCERT SP and "Pursuit" Herbicide labels for additional use directions, use restrictions, rotational crop intervals and precautions. The most restrictive provision on either label will apply.

IMPORTANT

BEFORE USING "CONCERT" SP HERBICIDE AND PURSUIT HERBICIDE, READ AND FOLLOW ALL APPLICABLE DIRECTIONS, RESTRICTIONS, AND PRECAUTIONS ON THE EPA-REGISTERED LABELS.

This bulletin contains new or supplemental instructions for use of these products which do not appear on the EPA-registered package labels. Follow the instructions carefully.

This labeling must be in the possession of the user at the time of application.

¹ Registered trademark of American Cyanamid Company

² Registered trademark of BASF AG.

³ Registered trademark of Agsco, Inc.

Use of this quantity of CONCERT SP Herbicide is permitted under Claim 24 of U.S. Patent 5,084,082.

D-112294



**DuPont Agricultural
Products**

FEB 21 1995

A Growing Partnership With Nature

352561



SUPPLEMENTAL LABELING

**CONCERT® SP HERBICIDE
TANK MIX WITH "PURSUIT"
HERBICIDE FOR CONTROL OF
NIGHTSHADE
IN ILLINOIS**

CONCERT® SP HERBICIDE

EPA Reg. No. 352-561

TANK MIX APPLICATION WITH A REDUCED RATE OF "PURSUIT" HERBICIDE FOR CONTROL OF NIGHTSHADE IN SOYBEANS IN THE STATE OF ILLINOIS

DuPont "Concert" SP Herbicide may be applied in a tank mix with a reduced rate of "Pursuit" for the control of nightshade in addition to those weeds listed on the "Concert" SP label in the state of Illinois.

DIRECTIONS FOR USE

It is a violation of federal law to use this product in a manner inconsistent with its labeling.

HOW TO USE

A tank mix of "Concert" SP at the rate of 1 pack per 4 acres plus "Pursuit" at a rate of 2.0 ounces per acre is recommended for post-emerge control of the weeds listed on the "Concert" SP label and small eastern black nightshade. To be effective the nightshade weeds must not exceed 2" in height. Refer to the "Concert" SP label for other weeds controlled and maximum heights.

Best results are obtained when the "Concert" SP plus "Pursuit" is applied to weeds that are young (after the first true leaves have expanded, but before they exceed the size indicated on this label) and actively growing. This is generally 21-30 days after planting of soybeans. Applications made to weeds that are in the cotyledon stage, or larger than the sizes indicated, or to weeds under stress (weather, herbicide, or other) may result in unsatisfactory control.

This program is recommended for the control of broadleaf weeds only. Other measures should be used to control grassy weeds.

ADJUVANTS: Postemerge applications of "Concert" SP tank mixed with "Pursuit" must include the addition of a nonionic surfactant and ammonium nitrogen fertilizer. Use:

- Use a nonionic surfactant at the rate of 1 pint per 100 gal of solution (0.125% v/v). Under dry, cool (generally 70° F or less) conditions the rate of nonionic surfactant may be increased to 2 pints per 100 gal. of solution (0.25% v/v).
- Use a high quality nitrogen fertilizer product such as 28-0-0 at a rate of 4-8 pints per acre, or 10-34-0 at a rate of 2-4 pints per acre. Alternately, a high quality, sprayable grade of ammonium sulfate (21-0-0) may be used at a rate of 2-4 pounds per acre. Use the lower rate for spray volumes less than 15 gal.

- Do not use "Dash"®, "Dash" HC®, crop oil concentrates or methylated seed oil products such as "Sun-It" IP when tank mixing "Concert" SP and "Pursuit" as excessive crop injury may occur.

For additional information refer to the DuPont bulletin "Approved Adjuvants for Use With DuPont Row Crop and Cereal Herbicides" for a list of approved adjuvants and suggested use rates.

APPLICATION INFORMATION

Broadcast Application: Use flat fan nozzles at 25 - 40 psi. Do not use flow, hollow cone, rain drop, whirl chamber or controlled droplet applicator (CDA) type nozzles as unacceptable crop injury, excessive spray drift, or poor weed control may result. Use 10 - 25 gallons of water per acre. For proper spray coverage, adjust the boom and nozzle height according to the specifications listed by the nozzle manufacturer.

Band Application: For band application, use proportionately less spray mixture. To avoid crop injury, carefully calibrate the band applicator so as not to exceed the desired use rate. Carefully follow the manufacturer's instructions for nozzle type, (flat fan preferred), nozzle orientation, distance of the nozzles from the crop and weeds, spray volumes, calibration, and spray pressure. For additional information on row banders, see DuPont bulletin "Application Accuracy - Row Banders."

Aerial Application: Use nozzle types and arrangements that will provide for optimum spray distribution and maximum coverage at 5 to 10 gallons per acre. Do not apply during a temperature inversion, when winds are gusty, or when other conditions will favor poor coverage and/or off target spray movement. Use a minimum of 5 gallons of water per acre. Consult the respective product labels for special directions for aerial application.

IMPORTANT PRECAUTIONS

- Soybeans should be free from stress and actively growing at the time of application. Stress may be caused by abnormally hot or cold weather, growing conditions such as drought or water saturated soil, disease, soil nutrient deficiencies such as iron chlorosis, or injury from nematodes, insects, or prior herbicide applications.

21 of 27

- Applications of "Concert" SP when tank mixed with "Pursuit" may shorten stem internodal length and cause temporary crop injury. Crop response may be increased when applications are made to soybeans that are under stress. Soybeans will recover quickly under normal growing conditions.
- Cultivation may put weeds under stress by pruning roots, thus reducing weed control. Avoid cultivation 7-10 days prior to or following application of the herbicide treatment. For maximum weed control, cultivate 7-10 days after application.
- Apply this treatment after the first trifoliolate of the soybean has fully expanded and the plants are actively growing, but before soybeans begin to flower.
- Refer to the "Concert" SP, "Concert", and "Pursuit" Herbicide labels for additional use directions, use restrictions, rotational crop intervals and precautions. The most restrictive provision on either label will apply.
- Applications within 1 hour of rain may reduce weed control.

**IMPORTANT
BEFORE USING "CONCERT" SP HERBICIDE AND
"PURSUIT" HERBICIDE, READ AND FOLLOW ALL APPLI-
CABLE DIRECTIONS, RESTRICTIONS, AND PRECAUTIONS
ON THE EPA-REGISTERED LABELS.**

This bulletin contains new or supplemental instructions for use of these products which do not appear on the EPA-registered package labels. Follow the instructions carefully.

This labeling must be in the possession of the user at the time of pesticide application

¹ Registered trademark of American Cyanamid Company
² Registered trademark of BASF AG.
³ Registered trademark of Agsco, Inc.

120293

03/03/94

21



**DuPont Agricultural
Products**

"... A Growing Partnership With Nature"



**CONCERT® SP HERBICIDE
WITH BLAZER® HERBICIDE
IN SOYBEANS**

RECEIVED
FEB 21 1995
Under the Federal Insecticide,
Fungicide, and Rodenticide Act,
as amended, and Executive Order
12689, the following pesticide
registrations have been
EPA Reg. No. 352-561

CONCERT® SP HERBICIDE

EPA Reg. No. 352-561

**USE OF TANK MIX "CONCERT" SP HERBICIDE
WITH BLAZER POSTEMERGENCE HERBICIDE
FOR BROADLEAF WEED CONTROL IN SOYBEANS**

DIRECTIONS FOR USE

It is a violation of federal law to use this product in a manner inconsistent with its labeling.

HOW TO USE

DuPont CONCERT SP Herbicide may be tank mixed with "Blazer" for control of broadleaf weeds not controlled by CONCERT SP applied alone in soybeans. Refer to the "Blazer" label for other weeds which may be controlled or suppressed and the maximum size at application.

Rate

Use CONCERT SP at a rate of one 2-ounce Soluble Pack per 4 acres (1/2 ounce per acre). Refer to the CONCERT SP label for the size and species of weeds controlled. Tank mix with "Blazer" at a rate of 1/2 to 1 1/2 pints per acre. Refer to the "Blazer" label for the appropriate rate based on the weeds to be controlled and their size at the time of application.

Adjuvants

Nonionic surfactant must be added to the tank mix at a rate of 0.125 to 0.25% v/v (2 to 4 pints per 100 gallons of spray solution). Use as directed on the CONCERT SP label.

Use of crop oil concentrate or vegetable origin oil is not recommended, as severe crop injury may occur.

Ammonium nitrogen fertilizer may be added as directed on the CONCERT SP label.

Mixing Instructions

1. Fill the sprayer tank 1/4 to 1/3 full with water. Begin agitation.
2. Add the required number of CONCERT SP Soluble Packs. Continue agitation.
3. Allow the CONCERT SP Soluble Packs to dissolve and fully disperse in the water. This will take several minutes.
4. When the CONCERT SP is fully dispersed, resume filling the spray tank with water. Add the "Blazer".
5. Add the spray adjuvants last.
6. Maintain agitation throughout the spray application. If the mixture has settled, thoroughly re-agitate before using.

7 Apply the spray preparation within 24 hours to avoid product degradation.

Precautions

- A temporary crop response should be expected following an application of "Blazer". Soybean leaves which are open at the time of application will show some burn, bronzing and speckling. Soybeans will quickly outgrow these herbicide effects.
- Best results are obtained when applications are made to weeds and soybeans which are young and actively growing. Applications made when the crop and weeds are under stress from moisture, cold, heat, high humidity, disease, insect pressure and prior herbicide stress may result in excessive crop response and/or reduced weed control effectiveness.
- A tank mix of CONCERT SP + "Blazer" has occasionally resulted in slight reductions in control (antagonism) of some broadleaf species versus application of CONCERT SP alone. This antagonism can be largely overcome by making tank mix applications when the weeds are at the smaller end of the size range given and when applications are made under good growing conditions and when weeds are free from stress. Alternatively, a sequential application program should be considered.
- CONCERT SP + "Blazer" may be tank mixed with a postemergence grass herbicide such as DuPont ASSURE® II Herbicide. However, tank mixing of a postemergence grass herbicide with postemergence broadleaf herbicides such as CONCERT SP and "Blazer" may result in a reduction of effectiveness of the postemergence grass herbicide on some grass species (antagonism). Best results are obtained if the grass herbicide is applied in a sequential program one day before or seven days following an application of the broadleaf herbicides. Refer to the postemergence grass herbicide label for additional information on antagonism.
- Do not apply CONCERT SP + "Blazer" if rain is expected within one hour of application.
- Do not graze or feed soybean forage and hay if treated with CONCERT SP or "Blazer".
- Do not apply CONCERT + "Blazer" within 60 days of harvest.
- Read and follow the CONCERT SP and "Blazer" labels for additional information on product use, rotational cropping intervals, and other restrictions and precautions. When tank mixing, the most restrictive labeling applies.

23-197

IMPORTANT

BEFORE USING "CONCERT" SP HERBICIDE AND BLAZER POSTEMERGENCE HERBICIDE, READ AND FOLLOW ALL APPLICABLE DIRECTIONS, RESTRICTIONS AND PRECAUTIONS ON THE EPA-REGISTERED LABELS.

This bulletin contains new or supplemental instructions for use of this product which do not appear on the EPA-registered package label. Follow the instructions carefully.


This labeling must be in the possession of the user at the time of pesticide application.

Registered trademark of BASF AG

D-112994

)


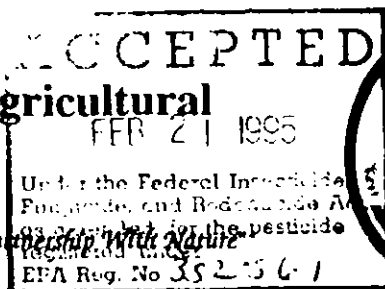
)





**DuPont Agricultural
Products**

"..... A Growing Partnership With Nature"



**CONCERT® SP HERBICIDE
WITH COBRA® HERBICIDE
IN SOYBEANS**

CONCERT® SP HERBICIDE

EPA Reg. No. 352-561

**USE OF REDUCED RATES OF COBRA HERBICIDE WITH "CONCERT" SP HERBICIDE
FOR CONTROL OF EASTERN BLACK NIGHTSHADE, COMMON WATERHEMP
AND OTHER WEEDS IN SOYBEANS**

DIRECTIONS FOR USE

It is a violation of federal law to use this product in a manner inconsistent with its labeling.

HOW TO USE

Tank Mixes

DuPont CONCERT SP Herbicide may be tank mixed with a reduced rate of "Cobra" for control of eastern black nightshade and common waterhemp and may also aid in control or suppression of other weed species. Refer to the "Cobra" label for other weeds which may be controlled or suppressed and the maximum size at application.

Rate

Use CONCERT SP at a rate of one 2-ounce Soluble Pack per 4 acres (1/2 ounce per acre). Refer to the CONCERT SP label for the size and species of weeds controlled. To control small nightshade (a maximum of 2" in height), and/or common waterhemp (a maximum of 4" in height), add "Cobra" at a rate of 4 to 6 fluid ounces per acre. Use the higher rate of "Cobra" for nightshade and waterhemp at or near the maximum size.

Adjuvants

Nonionic surfactant or crop oil concentrate must be added to the tank mix. Use as directed on the CONCERT SP label. If applying CONCERT SP + "Cobra" to STS™ soybeans, reduce the amount of crop oil concentrate to 0.5% v/v (4 pints per 100 gallons of spray solution). DO NOT exceed this amount of crop oil concentrate.

Ammonium nitrogen fertilizer may be added as directed on the CONCERT SP label.

Mixing Instructions

1. Fill the sprayer tank 1/4 to 1/3 full with water. Begin agitation.
2. Add the required number of CONCERT SP Soluble Packs. Continue agitation.
3. Allow the CONCERT SP Soluble Packs to dissolve and fully disperse in the water. This will take several minutes.
4. When the CONCERT SP is fully dispersed, resume filling the spray tank with water. Add the "Cobra".
5. Add the spray adjuvants last.
6. Maintain agitation throughout the spray application. If the mixture has settled, thoroughly re-agitate before using.

7. Apply the spray preparation within 24 hours to avoid product degradation.

Sequential Application Program

Apply CONCERT SP as directed on the product label. If nightshade or common waterhemp emerges following an application of CONCERT SP, "Cobra" may be applied at a reduced rate of 4 to 6 fluid ounces per acre. At this reduced rate nightshade must not exceed 2" in height and waterhemp must not exceed 4" in height. If these weeds exceed these sizes or if other weeds are present, refer to the "Cobra" label for rate and use recommendations. To minimize crop response an interval of at least seven days between applications is recommended.

Refer to the "Cobra" label for recommended surfactant and fertilizer adjuvants.

Precautions

- A temporary crop response should be expected following an application of "Cobra". Soybean leaves which are open at the time of application will show some burn, bronzing and speckling. Trifoliate soybean leaves which have emerged but are unopened at the time of application may appear cupped at the tip and/or crinkled along the edges of the leaf. Soybeans will quickly outgrow these herbicide effects.
- Best results are obtained when applications are made to weeds and soybeans which are young and actively growing. Applications made when the crop and weeds are under stress from moisture, cold, heat, high humidity, disease, insect pressure and prior herbicide stress may result in excessive crop response and/or reduced weed control effectiveness.
- If nightshade or waterhemp exceed the maximum size stated, satisfactory control may not be achieved.
- A tank mix of CONCERT SP + "Cobra" has occasionally resulted in slight reductions in control (antagonism) of some broadleaf species versus application of CONCERT SP alone. This antagonism can be largely overcome by making tank mix applications when the weeds are at the smaller end of the size range given and when applications are made under good growing conditions and when weeds are free from stress. Alternatively, a sequential application program should be considered.

259497

- CONCERT SP + "Cobra" may be tank mixed with a postemergence grass herbicide such as DuPont ASSURE® II Herbicide. However, tank mixing of a postemergence grass herbicide with postemergence broadleaf herbicides such as CONCERT SP and "Cobra" may result in a reduction of effectiveness of the postemergence grass herbicide on some grass species (antagonism). Best results are obtained if the grass herbicide is applied in a sequential program one day before or seven days following an application of the broadleaf herbicides. Refer to the postemergence grass herbicide label for additional information on antagonism.
- Do not apply CONCERT SP or "Cobra" if rain is expected within one hour of application.
- Do not graze or feed soybean forage and hay if treated with CONCERT SP or "Cobra".
- Do not apply "Cobra" within 90 days of harvest. Do not apply CONCERT SP within 60 days of harvest.
- Read and follow the CONCERT SP and "Cobra" labels for additional information on product use, rotational cropping intervals, and other restrictions and precautions. When tank mixing, the most restrictive labeling applies.

IMPORTANT

BEFORE USING "CONCERT" SP HERBICIDE AND COBRA HERBICIDE, READ AND FOLLOW ALL APPLICABLE DIRECTIONS, RESTRICTIONS AND PRECAUTIONS ON THE EPA-REGISTERED LABELS.

This bulletin contains new or supplemental instructions for use of this product which do not appear on the EPA-registered package label. Follow the instructions carefully.

This labeling must be in the possession of the user at the time of pesticide application.

† Registered trademark of Valent U.S.A. Corporation

D-112994



**DuPont Agricultural
Products**

"..... A Growing Partnership With Nature"



SUPPLEMENTAL LABELING

Suppl

**CONCERT® SP HERBICIDE
WITH REFLEX® 2LC HERBICIDE
IN SOYBEANS**

CONCERT® SP HERBICIDE

EPA Reg. No. 352-561

**TANK MIX OF "CONCERT" SP HERBICIDE WITH REFLEX 2LC HERBICIDE
FOR BROADLEAF WEED CONTROL IN SOYBEANS**

ACCEPTED
FFR 21 1995
Under the Federal Insecticide,
Fungicide, and Rodenticide Act,
as amended, for the pesticide
registered under
EPA Reg. No. 352-561

DIRECTIONS FOR USE

It is a violation of federal law to use this product in a manner inconsistent with its labeling.

HOW TO USE

DuPont CONCERT SP Herbicide may be tank mixed with "Reflex" 2LC for control of broadleaf weeds not controlled by CONCERT SP applied alone in soybeans. Refer to the "Reflex" 2LC label for other weeds which may be controlled and the maximum size at application.

Rate

Use CONCERT SP at a rate of one 2-ounce Soluble Pack per 4 acres (1/2 ounce per acre). Refer to the CONCERT SP label for the size and species of weeds controlled. Tank mix with "Reflex" 2LC at a rate of 3/4 to 1 1/2 pints per acre. Refer to the "Reflex" 2LC label for the appropriate rate based on the weeds to be controlled, their size at the time of application and geographic restrictions on use and rates.

Adjuvants

Nonionic surfactant or crop oil concentrate must be added to the tank mix. Use as directed on the CONCERT SP label.

Ammonium nitrogen fertilizer may be added as directed on the CONCERT SP label.

Mixing Instructions

1. Fill the sprayer tank 1/4 to 1/3 full with water. Begin agitation.
2. Add the required number of CONCERT SP Soluble Packs. Continue agitation.
3. Allow the CONCERT SP Soluble Packs to dissolve and fully disperse in the water. This will take several minutes.
4. When the CONCERT SP is fully dispersed, resume filling the spray tank with water. Add the "Reflex" 2LC.
5. Add the spray adjuvants last.
6. Maintain agitation throughout the spray application. If the mixture has settled, thoroughly re-agitate before using.
7. Apply the spray preparation within 24 hours to avoid product degradation.

Precautions

- A temporary crop response should be expected following an application of "Reflex" 2LC. Soybean leaves which are open at the time of application will show some burn, bronzing, crinkling and spotting. Soybeans will quickly outgrow these herbicide effects.
- Best results are obtained when applications are made to weeds and soybeans which are young and actively growing. Applications made when the crop and weeds are under stress from moisture, cold, heat, high humidity, disease, insect pressure and prior herbicide stress may result in excessive crop response and/or reduced weed control effectiveness.
- A tank mix of CONCERT SP + "Reflex" 2LC has occasionally resulted in slight reductions in control (antagonism) of some broadleaf species versus application of CONCERT SP alone. This antagonism can be largely overcome by making tank mix applications when the weeds are at the smaller end of the size range given and when applications are made under good growing conditions and when weeds are free from stress. Alternatively, a sequential application program should be considered.
- CONCERT SP + "Reflex" 2LC may be tank mixed with a postemergence grass herbicide such as DuPont ASSURE® II Herbicide. However, tank mixing of a postemergence grass herbicide with postemergence broadleaf herbicides such as CONCERT SP and "Reflex" 2LC may result in a reduction of effectiveness of the postemergence grass herbicide on some grass species (antagonism). Best results are obtained if the grass herbicide is applied in a sequential program one day before or seven days following an application of the broadleaf herbicides. Refer to the postemergence grass herbicide label for additional information on antagonism.
- Do not apply CONCERT SP + "Reflex" 2LC if rain is expected within 4 hours of application.
- Do not graze or feed soybean forage and hay if treated with CONCERT SP or "Reflex" 2LC.
- "Reflex" 2LC must be applied before soybeans bloom. Do not apply CONCERT SP within 60 days of harvest.
- Read and follow the CONCERT SP and "Reflex" 2LC labels for additional information on product use, geographical restrictions, rotational cropping intervals, and other restrictions and precautions. When tank mixing, the most restrictive labeling applies.

27/10/97

IMPORTANT

BEFORE USING "CONCERT" SP HERBICIDE AND REFLEX 2LC HERBICIDE, READ AND FOLLOW ALL APPLICABLE DIRECTIONS, RESTRICTIONS AND PRECAUTIONS ON THE EPA-REGISTERED LABELS.

This bulletin contains new or supplemental instructions for use of this product which do not appear on the EPA-registered package label. Follow the instructions carefully.

This labeling must be in the possession of the user at the time of pesticide application.


' Registered trademark of a Zeneca Group Company

) D-112994

)

)

)



27