




Concert® SP

herbicide

ACCEPTED
 MAR 3 1991
 Under the Federal Insecticide,
 Fungicide, and Rodenticide Act,
 as amended, for the pesticide
 registered under
 EPA Reg. No. 352-561



"..... A Growing Partnership With Nature"

BEST AVAILABLE COPY

"CONCERT" SP HIGHLIGHTS

- For selective postemergence broadleaf weed control in soybeans.
- One 2 ounce Soluble Pack treats 4 acres.
- Include a spray additive recommended in this label. See Spray Additives.
- Include a nitrogen fertilizer (example: 2-4 quarts of 28-0-0). See Spray Additives.
- May be applied by ground (broadcast or band) or by air.
- For ground application, apply in 10-25 gallons of water at 25-60 psi. Using flat fan nozzles may optimize CONCERT SP performance.
- Apply to actively growing weeds at the recommended sizes. See Rate.
- Tank mix only with pesticides specified by this or other supplemental labeling. See Tank Mix Applications.
- Certain environmental conditions, such as cool and dry, or hot and humid weather, affect the performance of CONCERT SP. See Environmental Conditions.

Consult label text for complete instructions. Always read and follow label directions for use.

TABLE OF CONTENTS

Precautionary Statements 1

Application Information 2

When to Apply..... 2

Rate 2

Spray Additives 3

Mixing Instructions..... 3

Tank Mix Applications 3

Application Equipment 4

Ground Application 4

Aerial Application 4

Environmental Conditions
and Biological Activity..... 4

Cultivation 5

Crop Rotation 5

Rotational Crop Intervals
for CONCERT SP..... 5

Field Bioassay for Other Crops 5

Sprayer Preparation and Cleanup 5

Spray Drift 6

Important Precautions 6

Storage and Disposal 7

Notice of Warranty 7



Concert® SP

herbicide

Dry flowable

For Use on Soybeans Only

This product is a water-dispersible granule containing 25% active ingredient by weight contained in a premeasured water soluble pack.

| <i>Active Ingredients:</i> | <i>By Weight:</i> |
|--|-------------------|
| Methyl 3-[[[(4-methoxy-6-methyl-1,3,5-triazin-2-yl)amino]carbonyl]amino]sulfonyl]-2-thiophenecarboxylate | 12.5% |
| Chlorimuron Ethyl Ethyl 2-[[[(4-chloro-6-methoxypyrimidin-2-yl) amino]carbonyl]amino]sulfonyl]-benzoate | 12.5% |
| <i>Inert Ingredients</i> | 75.0% |
| TOTAL | 100.0% |

EPA Reg. No. 352-561

U.S. Patents 4,547,215, 4,481,029 and 4,394,506

KEEP OUT OF REACH OF CHILDREN

CAUTION

STATEMENT OF PRACTICAL TREATMENT

If in eyes:

Flush eyes with plenty of water.
Call a physician if irritation persists.

If on skin:

Wash with plenty of soap and water.
Get medical attention if irritation persists.
For medical emergencies involving this product, call toll-free 1-800-441-3637.

PRECAUTIONARY STATEMENTS

HAZARDS TO HUMANS AND DOMESTIC ANIMALS

Caution! Causes moderate eye irritation. Harmful if absorbed through skin. Avoid contact with skin, eyes or clothing.

PERSONAL PROTECTIVE EQUIPMENT

Applicators and other handlers must wear:

- Long-sleeved shirt and long pants.
- Waterproof gloves.
- Shoes plus socks.

Follow manufacturer's instructions for cleaning/maintaining PPE. If no such instructions for washables, use detergent and hot water. Keep and wash PPE separately from other laundry.

USER SAFETY RECOMMENDATIONS

USERS SHOULD: Wash hands before eating, drinking, chewing gum, using tobacco or using the toilet.

ENVIRONMENTAL HAZARDS

Do not apply directly to water, or to areas where surface water is present, or to intertidal areas below the mean high water mark.

Do not contaminate water when disposing of equipment washwater. Do not apply where/when conditions favor runoff.

BEST AVAILABLE COPY

DIRECTIONS FOR USE

It is a violation of federal law to use this product in a manner inconsistent with its labeling.

Do not apply this product in a way that will contact workers or other persons, either directly or through drift. Only protected handlers may be in the area during application. For any requirements specific to your State or Tribe, consult the agency responsible for pesticide regulation.

AGRICULTURAL USE REQUIREMENTS

Use this product only in accordance with its labeling and with the Worker Protection Standard, 40 CFR part 170. This Standard contains requirements for the protection of agricultural workers on farms, forests, nurseries, and greenhouses, and handlers of agricultural pesticides. It contains requirements for training, decontamination, notification, and emergency assistance. It also contains specific instructions and exceptions pertaining to the statements on this label about personal protective equipment (PPE) and restricted-entry interval. The requirements in this box only apply to uses of this product that are covered by the Worker Protection Standard.

Do not enter or allow worker entry into treated areas during the restricted entry interval (REI) of 12 hours.

PPE required for early entry to treated areas that is permitted under the Worker Protection Standard and that involves contact with anything that has been treated, such as plants, soil, or water, is:

- Coveralls.
- Waterproof gloves.
- Shoes plus socks.

For Use on Soybeans Only

APPLICATION INFORMATION

Du Pont CONCERT SP Herbicide is a dispersible granule formulation premeasured in a 2-ounce pack which readily dissolves in water.

Rate

Apply CONCERT SP at a rate of 1 Soluble Pack per 4 treated acres for selective postemergence broadleaf weed control.

When to Apply

CONCERT SP performs best when applied to small weeds a few weeks after planting.

Timing to Crop Stage

- CONCERT SP may be applied to soybeans any time after the first trifoliolate has expanded fully.
- Apply no later than 60 days before harvest.

Timing to Weeds

- Apply CONCERT SP when weeds are young and actively growing (after the first true leaves have expanded, but before the weeds exceed the size indicated in the table below).
- Applications made to weeds that are in the cotyledon stage, larger than the size indicated, or to weeds under stress may result in unsatisfactory control.

When applied as directed, CONCERT SP will control the following weeds:

| Weeds Controlled | Height (inches) at Application |
|-------------------|-----------------------------------|
| Annual Smartweeds | 2 - 8 |
| Cocklebur | 2 - 4 |
| Jimsonweed | 2 - 5 |
| Lambsquarters | 2 - 4 |
| Marestail | 2 - 5 |
| Pigweed species | 2 - 12 |
| Velvetleaf | 2 - 8 |
| Wild Mustard | up to 4" in dia. |
| Wild Sunflower | 2 - 8 |

| Weeds Suppressed* | Height (inches) at Application |
|----------------------|-----------------------------------|
| Morningglory species | |
| Entireleaf | 1 - 2 |
| Ivyleaf | 1 - 2 |
| Pitted | 1 - 2 |
| Smallflower | 1 - 2 |
| Tall | 1 - 2 |
| Common Ragweed | 1 - 3 |

* Weed suppression is a visual reduction in weed competition (reduced population, size, and/or vigor) as compared to an untreated area. Degree of control can be increased by treating weeds when actively growing and not under stress.

Spray Additives

Applications of CONCERT SP must include a nonionic surfactant or crop oil concentrate, and an ammonium nitrogen fertilizer.

Nonionic Surfactant

- Apply at the rate (concentration) of 0.125%-0.25% v/v (1-2 pt per 100 gal of spray solution).
- Use of the higher rate of nonionic surfactant, particularly under hot humid conditions, may result in temporary crop injury.
- Use only EPA-approved surfactants containing at least 80% active ingredient authorized for use on food crops.
- Do Not Use Dash' unless specified on other DuPont supplemental labeling.

Crop Oil Concentrate

Under dry conditions or during cool weather, a crop oil concentrate at 0.5% v/v (4 pt/100 gal of spray solution) may be used in place of a nonionic surfactant to enhance weed control.

- Use a petroleum-based crop oil concentrate (0.5% v/v) with at least 15% emulsifiers/surfactant.
- The use of crop oil concentrate may result in temporary crop injury.

Ammonium Nitrogen Fertilizer

An ammonium nitrogen fertilizer is required in addition to a surfactant or a crop oil concentrate.

- Use a high-quality liquid nitrogen fertilizer such as 28-0-0 at a rate of 2-4 quarts per acre, or 10-34-0 at a rate of 1-2 quarts per acre.
- Use the lower rate for spray volumes less than 15 gallons per acre.
- Alternately, a high-quality, sprayable grade of ammonium sulfate (21-0-0) may be used at a rate of 2-4 pounds per acre.

MIXING INSTRUCTIONS

Five Soluble Packs are contained in a waterproof, resealable plastic bag, with three plastic bags enclosed in a cardboard box. The individual Soluble Packs will dissolve completely in water. Open the outer resealable plastic bag, remove the number of required Soluble Packs for the application rate of one 2-ounce Soluble Pack per 4 treated acres, and drop them into the spray tank as directed below.

Soluble Pack Handling Precautions:

- The outer resealable plastic bag is NOT soluble in water. DO NOT place it in the spray tank.
- Excessive handling of the packs, or exposure to moisture, will cause breakage.
- Do not touch the packs with wet hands or place them on wet surfaces.
- Protect unused Soluble Packs by resealing them in the plastic bag.

To use the Soluble Packs:

1. Fill the tank 1/4 to 1/3 full of water.
2. While agitating, add the required number of CONCERT SP Soluble Packs (1 Soluble Pack/4 acres).
3. The packs should dissolve completely within 5 minutes. Continue adequate agitation.
4. CONCERT SP should be thoroughly mixed with water in the spray tank before adding any other material (e.g. surfactant, crop oil concentrate, or nitrogen fertilizer). As the tank is filling and after the Soluble Packs have dissolved, add the required spray adjuvants.
5. Apply CONCERT SP spray preparation within 24 hours of mixing to avoid product degradation.
6. If the mixture has settled, thoroughly reagituate before using.

TANK MIX APPLICATIONS

Do not tank mix CONCERT SP with any other pesticide or spray adjuvant except as specified on this or other supplemental labeling.

CONCERT SP may be tank mixed with post grass herbicides such as Du Pont's ASSURE II Herbicide.

Do not tank mix with Poast Plus' unless specified on other DuPont supplemental labeling.

Under certain conditions, CONCERT SP may reduce the activity of the post grass herbicide. The broadleaf activity of CONCERT SP will not be affected. Refer to the grass herbicide label for specific use information and precautions.

Include a nonionic surfactant with the tank mix of CONCERT SP and post grass herbicides such as ASSURE II.

- Surfactant rate (concentration) should be 0.125%-0.25% v/v (1-2 pints per 100 gallons of spray solution).
- Use of a higher rate of nonionic surfactant, particularly under hot, humid conditions, may result in temporary crop injury.
- Do not use DASH' or crop oil concentrate when tank mixing CONCERT SP with postemerge grass herbicides unless specified on other DuPont supplemental labeling.

The amount of ASSURE II to be used in a tank mix with CONCERT SP will be determined by the grasses present. When applied as directed, a tank mix of CONCERT SP and ASSURE II will control the following grasses:

"Concert" SP + 5 oz of "Assure" II per acre

| Grass | Size (Height) inches |
|-----------------------|----------------------|
| volunteer corn | 6 - 18 |
| shattercane | 5 - 12 |
| giant foxtail | 2 - 4 (pretiler) |
| seedling johnsongrass | 2 - 8 |

"Concert" SP + 7 oz of "Assure" II per acre

| Grass | Size (Height) inches |
|-------------------|----------------------|
| wild proso millet | 2 - 6 |

"Concert" SP + 9 oz of "Assure" II per acre

| Grass | Size (Height) inches |
|-------------------|----------------------|
| fall panicum | 2 - 6 |
| green foxtail | 2 - 4 |
| bristly foxtail | 2 - 4 |
| field sandbur | 2 - 6 |
| volunteer cereals | 2 - 6 |

"Concert" SP + 10 oz of "Assure" II per acre

| Grass | Size (Height) inches |
|----------------------|----------------------|
| rhizome johnsongrass | 10 - 24 |

Do not tank mix CONCERT SP with organophosphate insecticides, or apply CONCERT SP within 14 days before or after an application of an organophosphate insecticide, as severe crop injury may occur.

APPLICATION EQUIPMENT

Many crops are highly sensitive to CONCERT SP. All direct or indirect contact (such as spray drift) with crops other than soybeans should be avoided.

**Ground Application
(See also Spray Drift)**

Broadcast Application

- Use 10-25 gallons of water per acre.
- Use flat fan nozzles at 25-60 psi.
- Do not use flood, hollow cone, rain drop, whirl chamber, or controlled droplet applicator (CDA) type nozzles. Unacceptable crop injury, excessive spray drift, or poor weed control may result.
- For proper spray coverage, adjust the boom and nozzle height according to the specifications listed by the nozzle manufacturer.

Band Application

- For band application, use proportionately less spray mixture.
- To avoid crop injury, carefully calibrate the band applicator not to exceed the labeled rate.
- Carefully follow the manufacturer's instructions for nozzle types (flat fan nozzles preferred), nozzle orientation, distance of the nozzles from the crop and weeds, spray volumes, calibration, and spray pressure.
- For additional information on row banders, see Du Pont's bulletin, "Application Accuracy Row Banders."

Aerial Application (See also Spray Drift)

- Use nozzle types and arrangements that will provide for optimum spray distribution and maximum coverage at 5 to 10 GPA.
- Do not apply during a temperature-inversion condition, when winds are gusty, or when other conditions will favor poor coverage and/or off-target spray movement.
- Use a minimum of 5 gallons of water per acre.

ENVIRONMENTAL CONDITIONS AND BIOLOGICAL ACTIVITY

CONCERT SP provides best postemergence results when applied to young, actively growing weeds. Degree of control and duration of effect depend on: application rate, weed spectrum, weed size, growing conditions at and following time of treatment, soil moisture, precipitation, and spray adjuvants. Some weeds, such as lambsquarters, are more affected by stress than others. Delay application until stress passes and weeds start to grow again. Treating weeds under stress or large weeds may result in only partial control. Conditions that are conducive to healthy, actively growing plants optimize the performance of CONCERT SP.

- If rain is expected within 1 hour, do not apply CONCERT SP, or weed control may be decreased.
- Applications made during or immediately following periods of abnormally cold weather for soybeans may result in less than satisfactory weed control.
- Poor weed control or crop injury may result from applications made to plants under stress from
 - abnormal hot or cold weather,
 - growing conditions such as drought or water-saturated soil,
 - disease, or
 - nematode, insect, or prior herbicide injury.

Delay application until stress passes and weeds and soybeans resume growth. Severe stress from conditions immediately following application may also result in crop injury or poor weed control.

- Applications during periods of hot and humid weather increase the risk of crop injury

Wilting, temporary leaf yellowing, reddened veins, and/or growth retardation of soybeans may follow application of CONCERT SP. The growth retardation is generally in the form of shortened internode spacing. These effects will generally be most evident 5-7 days after application. The soybeans will recover quickly under favorable growing conditions.

CONCERT SP rapidly inhibits the growth of susceptible weeds, reducing weed competition hours after application. Leaves turn yellow 5-7 days after postemergence application, followed by death of the weed's growing point. Susceptible plants are controlled in 7-21 days. Death of leaf tissue will follow in some species, while others will remain green but stunted and noncompetitive.

CULTIVATION

A timely cultivation may be necessary to control suppressed weeds, weeds that were beyond the maximum size at the time of application, or weeds that emerge after an application of CONCERT SP.

- Do not cultivate before, during, or within 7 days after the application.
- Cultivation may decrease weed control by pruning roots and placing the weed under stress.
- The best time to cultivate is approximately 14 days after application.

CROP ROTATION

Rotational Crop Intervals for CONCERT SP

The following rotational intervals must be observed when using CONCERT SP:

| Crop | Rotational Interval In Months |
|----------------------|-------------------------------|
| Soybeans | Anytime |
| Cereal Grains | 3 |
| Ryegrass | 3 |
| Field Corn * | 9 |
| Cotton | 9 |
| Alfalfa | 9 |
| Clover | 9 |
| Dry Beans | 9 |
| Sorghum | 9 |
| Peanut | 6 |
| Rice | 9 |
| Tobacco (transplant) | 9 |
| Tomato (transplant) | 9 |

* When using CONCERT SP Herbicide, the term "FIELD CORN" is defined to include only that corn grown for grain or silage, popcorn, and seed corn relative to the Rotational Crop Guidelines section of this label.

Field Bioassay for Other Crops

All other crops require a successful field bioassay. The suggested interval before initiating a bioassay is 9 months. If the crop you want to plant does not appear in the table above, you must complete a successful field bioassay during the season before planting. The field bioassay will detect small quantities of CONCERT SP that can remain in the soil and could potentially injure rotational crops. A successful field bioassay means growing to maturity a test strip of crop(s) intended for production the following year. The test strip should cross the whole field, including knolls and low areas.

SPRAYER PREPARATION AND CLEANUP

It is important that spray equipment is clean and free of previous pesticide deposits before using CONCERT SP, and then properly cleaned out following application. Clean all application equipment before applying CONCERT SP. Follow the cleanup procedures specified on the label of the product previously sprayed. If no cleanup procedure is provided, use the procedure that follows. Immediately following applications of CONCERT SP, thoroughly clean all mixing and spray equipment to avoid applications to crops other than soybeans.

Notes

- When cleaning spray equipment before applying CONCERT SP, read and follow label directions for proper rinsate disposal of the product previously sprayed.
- A steam cleaning of aerial spray tanks is recommended to dislodge any visible pesticide deposits.
- When spraying or mixing equipment will be used over an extended period to apply multiple loads of CONCERT SP, partially fill the tank with fresh water at the end of each day of spraying, flush the boom and hoses, and allow to sit overnight.

Cleanup Procedure

1. Drain the tank and thoroughly hose down the interior surfaces. Flush the tank, hoses, and boom with clean water for a minimum of 5 minutes.
 2. Partially fill the tank with clean water and add one gallon of household ammonia* (containing 3% active) for every 100 gallons of water. Finish filling the tank with water, then flush the cleaning solution through the hoses, boom, and nozzles. Add more water to completely fill the tank and allow to agitate/recirculate for at least 15 minutes. Again, flush the hoses, boom, and nozzles with the cleaning solution, then drain the tank.
 3. Repeat Step 2.
 4. Remove the nozzles and screens and clean separately in a bucket containing the cleaning agent and water.
 5. Thoroughly rinse the tank with clean water for a minimum of 5 minutes, flushing the water through the hoses and boom.
- * Equivalent amounts of an alternate strength ammonia solution may be used, or a tank cleaner recommended in the DuPont bulletin "Sulfonylurea Herbicides. A Guide to Equipment Cleanout."

SPRAY DRIFT

Do not allow spray from either ground or aerial equipment to drift onto adjacent crops or land, as injury to other plants may occur. The minimization of pesticide drift is the responsibility of the applicator. When spraying adjacent to crops other than soybeans, minimize the spray drift potential by following these practices:

- Stop spraying if wind speed becomes excessive. Spray drift can occur at wind speeds less than 10 MPH. Do not spray if sensitive crops are downwind. Do not spray if winds are gusty.
- High temperatures, drought, and low relative humidity increase the possibility of spray drift. Regardless of wind speed, extreme caution must be used when these conditions are present and sensitive crops or plants are nearby.
- Do not apply when a temperature inversion exists. An inversion is characterized by low air movement and an increase in air temperature with an increase in altitude. In humid regions, a fog or mist may form. An inversion may be detected by producing a smoke column and checking for a layering effect. Smoke-producing devices on aircraft are recommended. If not sure whether inversion conditions are present, consult with local weather services before making an application.

To further reduce drift from aerial or ground equipment:

1. Use large-droplet size sprays to minimize drift. Do not use hollow-cone nozzles on ground equipment. Do not use nozzles that produce very small droplets, such as airblast-type nozzles. For ground applications, nozzles should be oriented at an angle between straight down and straight back. For aerial applications, orient nozzles straight back along the windstream. If using flood-type nozzles on aircraft, orient the nozzles so spray is produced in direction of the airstream.

2. Increase volume of spray mix per acre (for example, 10 GPA by air, 25 GPA by ground) by using higher-flow-rate nozzles.
3. Reduce pressure (PSI). Do not exceed 60 psi when applying CONCERT SP. (Vehicle speed must also be reduced to maintain the proper application rate per acre.) Consult manufacturers' catalogs for details on correct calibration.
4. Apply as close to target plants as possible while still maintaining a good spray pattern.

IMPORTANT PRECAUTIONS

- Use of CONCERT SP is not permitted in the state of North Dakota or that area of Minnesota north and west of highways MN 27 and US 71.
- CONCERT SP Herbicide should be used only in accordance with recommendations on this label or in separately published Du Pont recommendations.
- Injury to or loss of desirable trees or vegetation may result from failure to observe the following:
 - Do not apply or drain or flush equipment on or near desirable trees or other plants, or on areas where their roots may extend, or in locations where the chemical may be washed or moved into contact with their roots.
 - Do not use on lawns, walks, driveways, tennis courts or similar areas.
 - Prevent drift of spray to desirable plants.
 - Do not contaminate any body of water.
 - Thoroughly clean application equipment immediately after use. (Refer to Sprayer Preparation and Cleanup section of this label.)
 - Do not graze or feed forage, hay or straw from treated areas to livestock.
 - Do not apply this product through any type of irrigation system.
- Du Pont will not be responsible for losses or damages resulting from the use of this product in any manner not specifically recommended by Du Pont.

STORAGE AND DISPOSAL

Storage: Store product only in original container, away from other pesticides, fertilizer, food or feed.

Product Disposal: Do not contaminate water, food or feed by storage or disposal. Waste resulting from the use of this product may be disposed of on site or at an approved waste disposal facility.

Container Disposal: Do not reuse the outer box or the resealable plastic bag. When all water-soluble packets are used, the outer packaging should be clean and may be disposed of in a sanitary landfill or by incineration, or if allowed by state and local authorities, by burning. If burned, stay out of smoke. If the resealable plastic bag contacts the formulated product in any way, the bag must be triple-rinsed with clean water. Add the rinsate to the spray tank and dispose of the outer wrap as described above.

Notice to Buyer: Purchase of this material does not confer any rights under patents of countries outside of the United States. Use of this quantity of purchased CONCERT SP herbicide is permitted under claim 24 of U.S. Patent 5,084,082.

NOTICE OF WARRANTY

Du Pont warrants that this product conforms to the chemical description on the label thereof and is reasonably fit for purposes stated on such label only when used in accordance with directions under normal use conditions. It is impossible to eliminate all risks inherently associated with the use of this product. Crop injury, ineffectiveness, or other unintended consequences may result because of such factors as weather conditions, presence of other materials, or the manner of use or application, all of which are beyond the control of Du Pont. In no case shall Du Pont be liable for consequential, special or indirect damages resulting from the use or handling of this product. All such risks shall be assumed by the buyer. **DU PONT MAKES NO WARRANTIES OF MERCHANTABILITY OR FITNESS FOR A PARTICULAR PURPOSE NOR ANY OTHER EXPRESSED OR IMPLIED WARRANTY EXCEPT AS STATED ABOVE.**

1, Registered Trademark of BASF

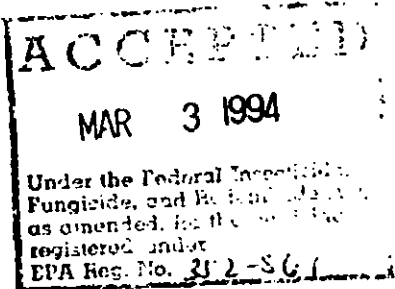
D-112993

BEST AVAILABLE COPY

SUPPLEMENTAL LABELING

DuPont Agricultural Products

..... A Growing Partnership With Nature



CONCERT® SP HERBICIDE TANK MIX WITH "PURSUIT"¹ HERBICIDE FOR CONTROL OF NIGHTSHADE IN IA, MN, NE, SD, AND WI

CONCERT® SP HERBICIDE

EPA Reg. No. 352-561

TANK MIX APPLICATION WITH A REDUCED RATE OF "PURSUIT" HERBICIDE FOR CONTROL OF NIGHTSHADE IN SOYBEANS IN THE STATES OF IOWA, MINNESOTA, NEBRASKA, SOUTH DAKOTA, AND WISCONSIN

DuPont "Concert" SP Herbicide may be applied in a tank mix with a reduced rate of "Pursuit" for the control of nightshade in addition to those weeds listed on the "Concert" SP label in the states of Iowa, Minnesota, Nebraska, South Dakota, and Wisconsin.

DIRECTIONS FOR USE

It is a violation of federal law to use this product in a manner inconsistent with its labeling.

HOW TO USE

A tank mix of "Concert" SP at the rate of 1 pack per 4 acres plus "Pursuit" at a rate of 2.0 ounces per acre is recommended for post-emerge control of the weeds listed on the "Concert" SP label and small eastern black nightshade. To be effective the nightshade weeds must not exceed 2" in height. Refer to the "Concert" SP label for other weeds controlled and maximum heights.

Best results are obtained when the "Concert" SP plus "Pursuit" is applied to weeds that are young (after the first true leaves have expanded, but before they exceed the size indicated on this label) and actively growing. This is generally 21-30 days after planting of soybeans. Applications made to weeds that are in the cotyledon stage, or larger than the sizes indicated, or to weeds under stress (weather, herbicide, or other) may result in unsatisfactory control.

This program is recommended for the control of broadleaf weeds only. Other measures should be used to control grassy weeds.

ADJUVANTS: Postemerge applications of "Concert" SP tank mixed with "Pursuit" must include the addition of a nonionic surfactant and ammonium nitrogen fertilizer. Use:

- Use a nonionic surfactant at the rate of 1 pint per 100 gal of solution (0.125% v/v). Under dry, cool (generally 70° F or less) conditions the rate of nonionic surfactant may be increased to 2 pints per 100 gal. of solution (0.25% v/v).

- Use a high quality nitrogen fertilizer product such as 28-0-0 at a rate of 4 - 8 pints per acre, or 10-34-0 at a rate of 2 - 4 pints per acre. Alternately, a high-quality, sprayable grade of ammonium sulfate (21-0-0) may be used at a rate of 2 - 4 pounds per acre. Use the lower rate for spray volumes less than 15 gal.
- Do not use "Dash", "Dash" HC², crop oil concentrates or methylated seed oil products such as "Sun-It" IP when tank mixing "Concert" SP and "Pursuit" as excessive crop injury may occur.

For additional information refer to the DuPont bulletin "Approved Adjuvants for Use With DuPont Row Crop and Cereal Herbicides" for a list of approved adjuvants and suggested use rates.

APPLICATION INFORMATION

Broadcast Application: Use flat fan nozzles at 25 - 40 psi. Do not use flow, hollow cone, rain drop, whirl chamber or controlled droplet applicator (CDA) type nozzles as unacceptable crop injury, excessive spray drift, or poor weed control may result. Use 10 - 25 gallons of water per acre. For proper spray coverage, adjust the boom and nozzle height according to the specifications listed by the nozzle manufacturer.

Band Application: For band application, use proportionately less spray mixture. To avoid crop injury, carefully calibrate the band applicator so as not to exceed the desired use rate. Carefully follow the manufacturer's instructions for nozzle type, (flat fan preferred), nozzle orientation, distance of the nozzles from the crop and weeds, spray volumes, calibration, and spray pressure. For additional information on row bander., see DuPont bulletin "Application Accuracy - Row Banders."

Aerial Application: Use nozzle types and arrangements that will provide for optimum spray distribution and maximum coverage at 5 to 10 gallons per acre. Do not apply during a temperature inversion, when winds are gusty, or when other conditions will favor poor coverage and/or off target spray movement. Use a minimum of 5 gallons of water per acre. Consult the respective product labels for special directions for aerial application.

BEST AVAILABLE COPY

IMPORTANT PRECAUTIONS

- Soybeans should be free from stress and actively growing at the time of application. Stress may be caused by abnormally hot or cold weather, growing conditions such as drought or water-saturated soil, disease, soil nutrient deficiencies such as iron chlorosis, or injury from nematodes, insects, or prior herbicide applications.
- Applications of "Concert" SP when tank mixed with "Pursuit" may shorten stem internodal length and cause temporary crop injury. Crop response may be increased when applications are made to soybeans that are under stress. Soybeans will recover quickly under normal growing conditions.
- Cultivation may put weeds under stress by pruning roots, thus reducing weed control. Avoid cultivation 7-10 days prior to or following application of the herbicide treatment. For maximum weed control, cultivate 7-10 days after application.
- Apply this treatment after the first trifoliolate of the soybean has fully expanded and the plants are actively growing, but before soybeans begin to flower.
- Refer to the "Concert" SP, "Concert", and "Pursuit" Herbicide labels for additional use directions, use restrictions, rotational crop intervals and precautions. The most restrictive provision on either label will apply.
- Applications within 1 hour of rain may reduce weed control.
- Use of "Concert" is not permitted in the state of North Dakota or that area of Minnesota north and west of highways MN 27 and US 71.

IMPORTANT

BEFORE USING "CONCERT" SP HERBICIDE AND "PURSUIT" HERBICIDE, READ AND FOLLOW ALL APPLICABLE DIRECTIONS, RESTRICTIONS, AND PRECAUTIONS ON THE EPA-REGISTERED LABELS.

This bulletin contains new or supplemental instructions for use of these products which do not appear on the EPA-registered package labels. Follow the instructions carefully.

This labeling must be in the possession of the user at the time of pesticide application.

¹ Registered trademark of American Cyanamid Company

² Registered trademark of BASF AG.

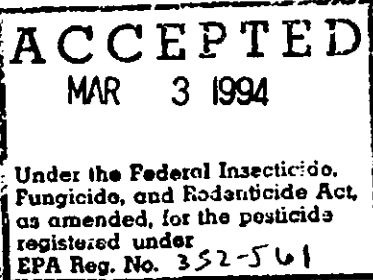
³ Registered trademark of Agsco, Inc.

C-111893

BEST AVAILABLE COPY

DuPont Agricultural Products

..... A Growing Partnership With Nature



**CONCERT® SP HERBICIDE
 FOLLOWED BY "PURSUIT"
 HERBICIDE FOR WEED
 CONTROL IN ILLINOIS**

CONCERT® SP HERBICIDE

EPA Reg. No. 352-561

SEQUENTIAL APPLICATIONS OF "CONCERT" SP FOLLOWED BY A REDUCED RATE OF "PURSUIT" FOR POSTEMERGE BROADLEAF WEED CONTROL, INCLUDING NIGHTSHADE, IN SOYBEANS IN THE STATE OF ILLINOIS

Following an application of DuPont "Concert" SP Herbicide, an application of a reduced rate of "Pursuit" Herbicide may be made to control small eastern black nightshade in the State of Illinois.

DIRECTIONS FOR USE

It is a violation of federal law to use this product in a manner inconsistent with its labeling.

HOW TO USE

Apply "Concert" SP at the rate of 1 soluble pack per 4 acres for control of the weeds on the "Concert" SP label. Best results are obtained when "Concert" SP is applied to weeds that are young (after the first true leaves have expanded, but before they exceed the size indicated on the label and actively growing. Applications made to weeds that are in the cotyledon stage, or larger than the sizes indicated, or to weeds under stress (weather, herbicide, or other) may result in unsatisfactory control. Apply after the first trifoliolate of the soybean has fully expanded and the plants are actively growing.

If eastern black nightshade becomes a problem following the application of "Concert" SP, an application of a reduced rate of Pursuit can be made. Pursuit may be applied at a rate of 2.0 ounces per acre for control of small, actively growing eastern black nightshade that does not exceed 2" in height. A minimum interval of 7 days between the "Concert" SP application and follow-up "Pursuit" treatment is advised to reduce the potential for crop injury and unsatisfactory weed control. Soybeans should be free from stress and actively growing when the follow-up application is made. The soybean plants should have at least one newly emerged fully expanded trifoliolate prior to the follow-up application of "Pursuit". The sequential application of "Pursuit" must include a methylated seed oil such as SUNIT IP or a crop oil concentrate at the rate of 1.5 to 2 pints per acre and an ammonium nitrogen fertilizer such as 28% N or 10-34-0 at a rate of 1-2 qts./acre. Instead of a liquid fertilizer, spray grade ammonium sulfate may be used at the rate of 4 lbs./acre.

This program is recommended for the control of broadleaf weeds only. Other measures should be used to control grassy weeds.

APPLICATION INFORMATION

Broadcast Application: Use flat fan nozzles at 25 - 60 psi. Do not use flow, hollow cone, rain drop, whirl chamber or controlled droplet applicator (CDA) type nozzles as unacceptable crop injury, excessive spray drift, or poor weed control may result. Use 10 - 25 gallons of water per acre. For proper spray coverage, adjust the boom and nozzle height according to the specifications listed by the nozzle manufacturer.

Band Application: For band application, use proportionately less spray mixture. To avoid crop injury, carefully calibrate the band applicator so as not to exceed the desired use rate. Carefully follow the manufacturer's instructions for nozzle type, (flat fan preferred), nozzle orientation, distance of the nozzles from the crop and weeds, spray volumes, calibration, and spray pressure. For additional information on row banders, see DuPont bulletin "Application Accuracy - Row Banders."

Aerial Application: Use nozzle types and arrangements that will provide for optimum spray distribution and maximum coverage at 5 to 10 gallons per acre. Do not apply during a temperature inversion, when winds are gusty, or when other conditions will favor poor coverage and/or off target spray movement. Use a minimum of 5 gallons of water per acre. Consult the respective product labels for special directions for aerial application.

IMPORTANT PRECAUTIONS

- The soybeans should be free from stress and actively growing at the time of application. Stress may be caused by abnormally hot or cold weather, growing conditions such as drought or water-saturated soil, disease, soil nutrient deficiencies such as iron chlorosis, or injury from nematodes, insects, or prior herbicide applications.
- Applications of "Concert" SP followed by "Pursuit" may shorten stem internodal length and cause temporary crop injury. Crop response may be increased when applications are made to soybeans that are under stress.
- Cultivation may put weeds under stress by pruning roots, thus reducing weed control. For maximum weed control, cultivate 7 - 10 days following herbicide application.

BEST AVAILABLE COPY

© 1993 E. I. du Pont de Nemours and Company, DuPont Agricultural Products, Wilmington, Delaware 19898

- Refer to the "Concert" SP and "Pursuit" Herbicide labels for additional use directions, use restrictions, and precautions. The most restrictive provision on either label will apply.
- Applications within 1 hour of rain may reduce weed control.

IMPORTANT

BEFORE USING "CONCERT" SP AND "PURSUIT" HERBICIDE, READ AND FOLLOW ALL APPLICABLE DIRECTIONS, RESTRICTIONS, AND PRECAUTIONS ON THE EPA-REGISTERED LABELS.


This bulletin contains new or supplemental instructions for use of these products which do not appear on the EPA-registered package labels. Follow the instructions carefully.

This labeling must be in the possession of the user at the time of pesticide application.

¹ Registered trademark of American Cyanamid Company

² Registered trademark of Agsco, Inc.

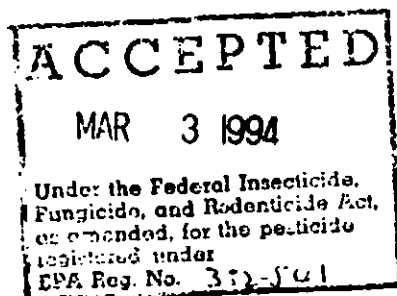
D-111893



BEST AVAILABLE COPY

DuPont Agricultural Products

..... A Growing Partnership With Nature



CONCERT® SP HERBICIDE TANK MIX WITH "PURSUIT"¹ HERBICIDE FOR CONTROL OF NIGHTSHADE IN ILLINOIS

CONCERT® SP HERBICIDE

EPA Reg. No. 352-561

TANK MIX APPLICATION WITH A REDUCED RATE OF "PURSUIT" HERBICIDE FOR CONTROL OF NIGHTSHADE IN SOYBEANS IN THE STATE OF ILLINOIS

DuPont "Concert" SP Herbicide may be applied in a tank mix with a reduced rate of "Pursuit" for the control of nightshade in addition to those weeds listed on the "Concert" SP label in the state of Illinois.

- Do not use "Dash", "Dash" HC², crop oil concentrates or methylated seed oil products such as "Sun-It" IP¹ when tank mixing "Concert" SP and "Pursuit" as excessive crop injury may occur.

DIRECTIONS FOR USE

It is a violation of federal law to use this product in a manner inconsistent with its labeling.

For additional information refer to the DuPont bulletin "Approved Adjuvants for Use With DuPont Row Crop and Cereal Herbicides" for a list of approved adjuvants and suggested use rates.

HOW TO USE

A tank mix of "Concert" SP at the rate of 1 pack per 4 acres plus "Pursuit" at a rate of 2.0 ounces per acre is recommended for post-emerge control of the weeds listed on the "Concert" SP label and small eastern black nightshade. To be effective the nightshade weeds must not exceed 2" in height. Refer to the "Concert" SP label for other weeds controlled and maximum heights.

APPLICATION INFORMATION

Broadcast Application: Use flat fan nozzles at 25 - 40 psi. Do not use flow, hollow cone, rain drop, whirl chamber or controlled droplet applicator (CDA) type nozzles as unacceptable crop injury, excessive spray drift, or poor weed control may result. Use 10 - 25 gallons of water per acre. For proper spray coverage, adjust the boom and nozzle height according to the specifications listed by the nozzle manufacturer.

Best results are obtained when the "Concert" SP plus "Pursuit" is applied to weeds that are young (after the first true leaves have expanded, but before they exceed the size indicated on this label) and actively growing. This is generally 21-30 days after planting of soybeans. Applications made to weeds that are in the cotyledon stage, or larger than the sizes indicated, or to weeds under stress (weather, herbicide, or other) may result in unsatisfactory control.

Band Application: For band application, use proportionately less spray mixture. To avoid crop injury, carefully calibrate the band applicator so as not to exceed the desired use rate. Carefully follow the manufacturer's instructions for nozzle type, (flat fan preferred), nozzle orientation, distance of the nozzles from the crop and weeds, spray volumes, calibration, and spray pressure. For additional information on row banders, see DuPont bulletin "Application Accuracy - Row Banders."

This program is recommended for the control of broadleaf weeds only. Other measures should be used to control grassy weeds.

Aerial Application: Use nozzle types and arrangements that will provide for optimum spray distribution and maximum coverage at 5 to 10 gallons per acre. Do not apply during a temperature inversion, when winds are gusty, or when other conditions will favor poor coverage and/or off target spray movement. Use a minimum of 5 gallons of water per acre. Consult the respective product labels for special directions for aerial application.

ADJUVANTS: Postemerge applications of "Concert" SP tank mixed with "Pursuit" must include the addition of a nonionic surfactant and ammonium nitrogen fertilizer. Use:

IMPORTANT PRECAUTIONS

- Use a nonionic surfactant at the rate of 1 pint per 100 gal of solution (0.125% v/v). Under dry, cool (generally 70° F or less) conditions the rate of nonionic surfactant may be increased to 2 pints per 100 gal. of solution (0.25% v/v).
- Use a high quality nitrogen fertilizer product such as 28-0-0 at a rate of 4 - 8 pints per acre, or 10-34-0 at a rate of 2 - 4 pints per acre. Alternately, a high-quality, sprayable grade of ammonium sulfate (21-0-0) may be used at a rate of 2 - 4 pounds per acre. Use the lower rate for spray volumes less than 15 gal.

- Soybeans should be free from stress, and actively growing at the time of application. Stress may be caused by abnormally hot or cold weather, growing conditions such as drought or water-saturated soil, disease, soil nutrient deficiencies such as iron chlorosis, or injury from nematodes, insects, or prior herbicide applications.

© 1993 E. I. du Pont de Nemours and Company, DuPont Agricultural Products, Wilmington, Delaware 19898

- Applications of "Concert" SP when tank mixed with "Pursuit" may shorten stem internodal length and cause temporary crop injury. Crop response may be increased when applications are made to soybeans that are under stress. Soybeans will recover quickly under normal growing conditions.
- Cultivation may put weeds under stress by pruning roots, thus reducing weed control. Avoid cultivation 7-10 days prior to or following application of the herbicide treatment. For maximum weed control, cultivate 7-10 days after application.
- Apply this treatment after the first trifoliolate of the soybean has fully expanded and the plants are actively growing, but before soybeans begin to flower.
- Refer to the "Concert" SP, "Concert", and "Pursuit" Herbicide labels for additional use directions, use restrictions, rotational crop intervals and precautions. The most restrictive provision on either label will apply.
- Applications within 1 hour of rain may reduce weed control.

IMPORTANT

BEFORE USING "CONCERT" SP HERBICIDE AND "PURSUIT" HERBICIDE, READ AND FOLLOW ALL APPLICABLE DIRECTIONS, RESTRICTIONS, AND PRECAUTIONS ON THE EPA-REGISTERED LABELS.

This bulletin contains new or supplemental instructions for use of these products which do not appear on the EPA-registered package labels. Follow the instructions carefully.

This labeling must be in the possession of the user at the time of pesticide application.

¹ Registered trademark of American Cyanamid Company
² Registered trademark of BASF AG.
³ Registered trademark of Agsco, Inc.

D-111893

