




DuPont™ Accent®

herbicide

DRAFT LABEL



“..... A Growing Partnership With Nature”



DUPONT™ ACCENT® HIGHLIGHTS

- ACCENT® provides selective postemergence grass weed control in field corn grown for grain or seed, popcorn, or sweet corn grown for processing.
- For most applications, apply at a rate of 2/3 ounce product per acre.
- Include an adjuvant as recommended in this label. The use of nitrogen fertilizer is required in addition to the use of a crop oil concentrate or nonionic surfactant. See SPRAY ADJUVANT.
- ACCENT® may be applied by ground (broadcast or band) or by air.
- For ground application, apply in a minimum of 15 gal of water for best performance. Use a combination of nozzle and pressure settings that result in a medium - coarse spray droplet size. For aerial application, use nozzle types and arrangements that provide optimum spray distribution and maximum coverage at a minimum of 3 GPA.
- Recommended tank mixes are specified on this label. See TANK MIX APPLICATIONS.
- Apply to actively growing grass and broadleaf weeds at the recommended sizes. See RATE.
- Applications made to grasses or corn under stress may affect the performance or in some cases reduce crop tolerance. See ENVIRONMENTAL CONDITIONS.
- Consult label text for complete instructions. Always read and follow label directions for use.

TABLE OF CONTENTS

Directions for Use 2

General Information 2

 When to apply 2

 Normal Planned Use 2

 Timing to weeds 2

 Late or Rescue Application 2

 Rate 3

 Spray adjuvants 3

 Mixing instructions 4

 When to apply - sequential applications 4

 Tank mix applications 4

 Additional recommendations 5

 Tank mix compatibility testing 6

 Sequential ACCENT® applications 6

 Cultivation 7

 Environmental conditions
 and biological activity 7

 Soil insecticide interactions 7

 Crop rotation 7

 Application information 8

 Ground application 8

 Aerial application 8

 Sprayer preparation/cleanup 8

 Spray drift management 9

 Resistance 9

 Integrated Pest Management 10

Important precautions 10

Storage and Disposal 10

Warranty 11



DuPont™

Accent®

herbicide

A C C E P T E D

OCT 30 2003

Under the Federal Insecticide, Fungicide, and Rodenticide Act, as amended for the pesticide registered under EPA Reg. No. 352-560

For use on Corn

This product is a water-dispersible granule containing 75% active ingredient by weight.

<u>Active Ingredients</u>	<u>By Weight</u>
Nicosulfuron	
2-[[[(4,6-dimethoxypyrimidin-2-yl)aminocarbonyl]aminosulfonyl]-N,N-dimethyl-3-pyridinecarboxamide	75%
<u>Inert Ingredients</u>	<u>25%</u>
TOTAL	100%

EPA Reg. No. 352-560

KEEP OUT OF REACH OF CHILDREN

CAUTION

FIRST AID

IF IN EYES: Hold eye open and rinse slowly and gently with water for 15-20 minutes. Remove contact lenses, if present, after the first 5 minutes, then continue rinsing eye. Call a poison control center or doctor for treatment advice.

IF ON SKIN OR CLOTHING: Take off contaminated clothing. Rinse skin immediately with plenty of water for 15-20 minutes. Call a poison control center or doctor for treatment advice.

IF SWALLOWED: Call a poison control center or doctor immediately for treatment advice. Have person sip a glass of water if able to swallow. Do not induce vomiting unless told to do so by the poison control center or doctor. Do not give anything by mouth to an unconscious person.

Have the product container or label with you when calling a poison control center or doctor, or going for treatment. You may also contact 1-800-441-3637 for emergency medical treatment information.

PRECAUTIONARY STATEMENTS

HAZARDS TO HUMANS

AND DOMESTIC ANIMALS

Caution! Causes moderate eye irritation. Harmful if absorbed through skin. Avoid contact with skin, eyes or clothing.

PERSONAL PROTECTIVE EQUIPMENT

Some material that are chemical resistant to this product are listed below. If you want more options follow the instructions for Category A on the EPA chemical resistance category selection chart.

Applicators and other handlers must wear:

- Long-sleeved shirt and long pants.
- Chemical resistant gloves Category A (such as butyl rubber, natural rubber, neoprene rubber, or nitrile rubber), all ≥ 14 mils.
- Shoes plus socks.

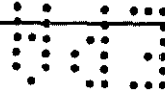
Follow manufacturer's instructions for cleaning/maintaining PPE. If no such instructions for washables, use detergent and hot water. Keep and wash PPE separately from other laundry.

USER SAFETY RECOMMENDATIONS

USERS SHOULD: Wash hands before eating, drinking, chewing gum, using tobacco or using the toilet. Remove clothing immediately if pesticide gets inside. Then wash thoroughly and put on clean clothing.

ENVIRONMENTAL HAZARDS

Do not apply directly to water, to areas where surface water is present or to intertidal areas below the mean high water mark. Do not contaminate water when disposing of equipment rinsewater. Do not apply where/when conditions could favor runoff.



DIRECTIONS FOR USE

It is a violation of federal law to use this product in a manner inconsistent with its labeling.

Do not apply this product in a way that will contact workers or other persons, either directly or through drift. Only protected handlers may be in the area during application. For any requirements specific to your State or Tribe, consult the agency responsible for pesticide regulation.

AGRICULTURAL USE REQUIREMENTS

Use this product only in accordance with its labeling and with the Worker Protection Standard, 40 CFR part 170. This Standard contains requirements for the protection of agricultural workers on farms, forests, nurseries, and greenhouses, and handlers of agricultural pesticides. It contains requirements for training, decontamination, notification, and emergency assistance. It also contains specific instructions and exceptions pertaining to the statements on this label about personal protective equipment(PPE) and restricted-entry interval. The requirements in this box only apply to uses of this product that are covered by the Worker Protection Standard.

Do not enter or allow worker entry into treated areas during the restricted entry interval (REI) of 4 hours.

PPE required for early entry to treated areas that is permitted under the Worker Protection Standard and that involves contact with anything that has been treated, such as plants, soil, or water, is:

Coveralls.

Chemical resistant gloves Category A (such as butyl rubber, natural rubber, neoprene rubber, or nitrile rubber), all ≥ 14 mils.

Shoes plus socks.

DuPont™ ACCENT® herbicide should be used only in accordance with recommendations on this label or in supplemental DuPont publications. DuPont will not be responsible for losses or damage resulting from use of this product in any manner not specifically recommended by DuPont.

GENERAL INFORMATION

ACCENT® herbicide is a water-dispersible granule used at a rate 1/3 - 1 1/3 ounces per acre for selective postemergence grass weed control in field corn grown for seed or grain, popcorn and sweet corn grown under contract for processing.

Do not make more than two applications of ACCENT® per cropping season.

WHEN TO APPLY

NORMAL PLANNED USE

ACCENT® may be used on field corn, high lysine, waxy, white or other food grade corn hybrids.

ACCENT® may be broadcast to corn up to 20" tall (free standing) or that is exhibiting up to and including 6 leaf collars (V6), whichever is more restrictive.

Timing to Weeds

Apply ACCENT® when grasses are young and actively growing, but before they exceed the sizes indicated in Table 1. Treat heavy infestations of weeds before they become too competitive with the crop, especially where soil moisture and/or fertility are limited. ACCENT® provides weed control via foliar absorption. ACCENT® only controls those weeds that have emerged. For later-emerging weeds, a second application or a timely cultivation is required. Applications made to weeds larger than the size indicated on this label or to weeds under stress may result in unsatisfactory control. Refer to LATE OR RESCUE APPLICATIONS.

LATE OR RESCUE APPLICATIONS


ACCENT® may be applied to field corn as a rescue treatment for the control of escaped grasses, or as a directed postemergence application on corn that is taller than 20" or which has more than 6 collars (which ever occurs first).

- For corn 20" to 36" tall, apply ACCENT® with drop nozzles only and avoid spraying into the whorl of cornstalks.
- Do not apply to corn that is taller than 36" or that exhibits 10 or more collars (V10), whichever is most restrictive.

Applications made to weeds larger than those listed on this label may vary from complete control to suppression. Level of control will depend on the weed species, stage of growth, and environmental conditions.

Due to the unplanned nature of rescue applications, choices must be made between the risks that arise from applications made beyond the proper time for ACCENT® use, and the effects of season long grass competition and/or harvest complications. These choices must balance risks from improperly timed ACCENT® use that include, but are not limited to:

- Yield loss due to competition: Research indicates competition from foxtail exceeding 4 inches in height may reduce corn yields. Applications to foxtail and other annual grasses that exceed the sizes stated on the label increases the risk of yield losses due to prolonged competition with the crop even though control may be acceptable.
- Incomplete control of grasses beyond labeled size: Applications to grasses that exceed the labeled sizes can result in reduced control. This incomplete control may reduce corn yield.



- Incomplete grass control due to herbicide stress: Grasses under stress from previous herbicide applications may not be actively growing and susceptible to DuPont™ ACCENT®. This stress may reduce grass control in “rescue” situations.
- Ear malformation: Applications of ACCENT® on corn that has 7 to 10 collars (V7 to V10) increases the potential for ear malformation (pinching). This risk may be greatly reduced, but not eliminated, by using drop nozzles properly adjusted so as to not apply ACCENT® into the corn whorl.

RATE

Optimum control of the weeds listed can be achieved with 2/3 oz of ACCENT®. Weeds that exceed the listed weed sizes by up to 50% may be partially controlled with rates between 2/3 and 1-1/3 oz of ACCENT® per acre.

ACCENT® may be applied at 1/3 - 2/3 oz for limited control of certain small grass weeds. See Table 2, under ADDITIONAL RECOMMENDATIONS for details.

As weeds mature, their sensitivity to ACCENT® decreases. As grassy weeds become mature (more than 3 tillers), they may not reach the size listed below, due to drought or other environmental factors. Grassy weeds that are maturing rapidly should be treated before they reach the stages listed below.

When applied as directed, ACCENT® will control the following weeds:

Table 1. Weeds controlled with 2/3 oz ACCENT®.

Grasses	Maximum Height or Diameter
Barnyardgrass	4"
Broadleaf signalgrass	2"
Foxtails (bristly, giant, green, yellow)	4"
Itchgrass	6"
Johnsongrass	
seedling	12"
rhizome	18"
Panicum (Texas, browntop)	3"
fall	4"
Quackgrass*	10"
Ryegrass (Italian, perennial)	6"
Sandbur (field, longspine)*	3"
Shattercane	12"
Sorghum alnum	12"
Timothy	6"
Volunteer cereals (barley, oats, rye, triticale, wheat)	6"***
Wild oats	4"
Wild proso millet	4"
Wirestem muhly**	8"
Witchgrass	6"
Woolly Cupgrass**	4"

* Requires the use of COC plus ammonium nitrogen fertilizer. Cultivation or re-treatment may be required. See "FOR ADDITIONAL CONTROL OF LATER EMERGING GRASSES"

**10 inches in the states of WA, OR, ID, and MT, where the use of MSO adjuvants are preferred. See SPRAY ADJUVANTS.

Broadleaves	Maximum Height or Diameter
Burcucumber	3"
Dandelion	6"
Hemp dogbane*	4"
Jimsonweed	3"
Morningglory (ivyleaf, pitted)	3"
tall	2"
Pigweed (redroot, smooth)	4"
Pokeweed*	4"
Smartweeds (ladysthumb, PA)	4"
Thistle, Canada*	4"

* Suppression

Popcorn, Field Corn Grown for Seed and Sweet Corn

ACCENT® may be broadcast or applied with drop nozzles to popcorn or field corn grown for seed that is less than 20" tall (free-standing) or that exhibits up to and including 5 leaf-collars (V5), whichever is most restrictive. Do not apply to corn that is taller than 20" or that exhibits more than 5 leaf-collars (V5), whichever is more restrictive.

Many seed companies have tested seed corn inbreds or yellow popcorn hybrids for sensitivity to ACCENT® and have reported excellent safety. Do not apply ACCENT® to any white popcorn inbred, or white popcorn hybrid unless specifically approved by the seed company. This includes “White Dynamite” popcorn.

ACCENT® may be applied to certain sweet corn hybrids grown under contract for processing. Applications of ACCENT® may be applied broadcast or with drop nozzles (post-directed) on sweet corn up to 12 inches tall or up to and including 5 leaf-collars (V5). For sweet corn 12 - 18 inches tall, apply only with drop nozzles. Do not apply to sweet corn taller than 18 inches or those which exhibit 6 or more leaf-collars (V6), and make only one application of ACCENT® per year.

Sweet corn hybrid sensitivity to ACCENT® is highly variable, and not all hybrids have been tested for crop tolerance. Contact your DuPont Crop Protection Sales Representative for information on local sweet corn hybrids that have been evaluated with ACCENT®.

Not all seed corn inbreds, popcorn or sweet corn hybrids have been tested, nor does DuPont have access to all seed company data. Consequently, DuPont is not responsible for any crop injury arising from the use of DuPont™ ACCENT® on field corn grown for seed, popcorn or sweet corn. When tank mixing, check the tank mix partner label for tolerances and instructions for use.

See **Soil Insecticide Interaction Information** regarding the use of ACCENT® on popcorn, sweet corn or field corn grown for seed that has been previously treated with a soil insecticide.

SPRAY ADJUVANTS

Applications of ACCENT® must include either a crop oil concentrate or a nonionic surfactant. In addition, an ammonium nitrogen fertilizer must be used. Crop oil

6/13

concentrate plus ammonium nitrogen fertilizer is the preferred adjuvant system for activity on difficult to control species such as woolly cupgrass, quackgrass, sandbur and wirestem muhly. Consult local DuPont fact sheets, technical bulletins, and service policies prior to using other adjuvant systems. If another herbicide is tank mixed with DuPont™ ACCENT®, select adjuvants authorized for use with both products. Products must contain only EPA-exempt ingredients (40 CFR 1001).

Crop Oil Concentrate (COC) - Petroleum or Modified Seed Oil (MSO)

- Apply at 1% v/v (1 gal per 100 gal spray solution) or 2% under arid conditions. MSO adjuvants may be used at 0.5% v/v if specified on local DuPont product literature or service policies.
- Oil adjuvants must contain at least 80% high quality, petroleum (mineral) or modified vegetable seed oil with at least 15% surfactant emulsifiers.

Nonionic Surfactant (NIS)

- Apply at 0.25% v/v (1 qt per 100 gal spray solution) or 0.5% under arid conditions.
- Surfactant products must contain at least 60% nonionic surfactant with a hydrophilic/lipophilic balance (HLB) greater than 12.

Ammonium Nitrogen Fertilizer

- Use 2 qt/acre of a high-quality urea ammonium nitrate (UAN), such as 28%N or 32%N, or 2 lb/acre of a spray-grade ammonium sulfate (AMS). Use 4 qt/acre UAN or 4 lb/acre AMS under arid conditions.
- Do not use liquid nitrogen fertilizer as the total carrier solution.

Special Adjuvant Types

- Combination adjuvant products may be used at doses that provide the required amount of NIS, COC, MSO and/or ammonium nitrogen fertilizer. Consult product literature for use rates and restrictions.
- In addition to the adjuvants specified above, other adjuvant types may be used if they provide the same functionality and have been evaluated and approved by DuPont Product Management. Consult separate DuPont technical bulletins for detailed information before using adjuvant types not specified on this label.

MIXING INSTRUCTIONS

1. Fill the tank 1/4 to 1/3 full of water.
2. While agitating, add the required amount of ACCENT®.
3. Continue agitation until the ACCENT® is fully dispersed, at least 5 minutes.
4. Once the ACCENT® is fully dispersed, maintain agitation and continue filling tank with water. Thoroughly mix ACCENT® with water before adding any other material.
5. As the tank is filling, add the required spray adjuvants (crop oil concentrate, nonionic surfactant, or ammonium nitrogen fertilizer).

6. If the mixture is not continuously agitated, settling will occur. If settling occurs, thoroughly re-agitate before using.
7. Apply ACCENT® spray mixture within 24 hours of mixing to avoid product degradation.
8. If ACCENT® and a tank mix partner are to be applied in multiple loads, pre-slurry the ACCENT® in clean water prior to adding to the tank. This will prevent the tank mix partner from interfering with the dissolution of the ACCENT®.

WHEN TO APPLY - SEQUENTIAL APPLICATIONS FOLLOWING REDUCED RATES OF PREEMERGENCE HERBICIDES

ACCENT® may be used as a sequential application in a planned postemergence weed control program in corn following a reduced rate of a preemergence herbicide.

Apply a reduced rate of a preemergence grass herbicide prior to corn emergence and then follow with a postemergence application of ACCENT®. Apply products such as DuPont™ CINCH®, CINCH® ATZ, "Balance" PRO, "Axiom", "Dual" II Magnum, "Surpass", "Outlook" and "Harness" Xtra at as low as 1/4 to 1/2 of the full labeled use rate and follow with a sequential postemergence application of ACCENT®. Refer to the preemergence grass herbicide label for use restrictions, application information, rotational crop guidelines, and cautionary statements prior to applying ACCENT®.

Do not apply ACCENT® to corn that exhibits herbicide injury from previous applications made to the current or preceding crop.

TANK MIX APPLICATIONS

For Additional Control of Broadleaf Weeds

ACCENT® may be tank mixed with many herbicides registered for postemergence application in corn for additional control of broadleaf weeds. See the tank mix partner label for weeds controlled, precautions, use restrictions, adjuvant and crop rotation information. The most restrictive language on either label shall apply.

In addition to the tank mixtures noted above, ACCENT® may be tank mixed with the rates of products listed below for improved control of many broadleaf weeds, including cocklebur, dandelion, Eastern black nightshade, lambsquarters, pigweeds, ragweeds, PA smartweed and velvetleaf. See ADDITIONAL RECOMMENDATIONS AND/OR RECOMMENDATIONS FOR SPECIFIC WEED PROBLEMS below for additional information.

Product	Rate/A
atrazine *	up to 2 lb a.i.
dicamba (e.g., "Clarity" - 4 lb/gal dicamba)	2 - 4 fl oz
dicamba + atrazine (e.g., "Marksman" - 1.1 lb/gal dicamba) *	8 - 16 fl oz
"Callisto"	1.5 - 3.0 fl oz
"Distinct"†	1 - 2 oz
"Exceed"†	0.25 - 0.5 oz
"Northstar"†	2.5 - 5.0 oz

* Make applications to emerged corn before the corn reaches 12" tall.
 † Do not apply to sweet corn, seed corn, or popcorn.

Rates listed are for the specific products noted in the table. If other brands or formulations are used, rates of active ingredients should be adjusted to correspond to the products indicated. Formulations of products other than those listed may not have been tested with DuPont™ ACCENT®. Check with the manufacturer for information on tank mix compatibility prior to using (see TANK MIX COMPATIBILITY TESTING).

Crop oil concentrate plus ammonium nitrogen fertilizer is the preferred adjuvant for tank mixtures when using products at the low end of the rate range indicated in the table. The use of nonionic surfactant is permitted in place of crop oil concentrate for tank mixtures containing dicamba, however, overall weed control may be reduced. See SPRAY ADJUVANTS for adjuvant rate recommendation.

ADDITIONAL RECOMMENDATIONS AND/OR RECOMMENDATIONS FOR SPECIFIC WEED PROBLEMS

Reduced Rates of ACCENT®

ACCENT® may be applied at 1/3 - 2/3 oz for control of the small grass weeds noted in the table below. Always use a crop oil concentrate plus ammonium nitrogen fertilizer when applying reduced rates of ACCENT®.

Table 2. Weeds controlled with reduced rates of ACCENT®.

Grasses	Maximum Height or Diameter ACCENT® Rate		
	1/3 oz	1/2 oz	2/3 oz
Barnyardgrass	2"	3"	4"
Foxtails (bristly, giant, green)	2"	3"	4"
yellow	--	2"	4"
Itchgrass	2"	4"	6"
Johnsongrass, seedling	--	8"	12"
rhizome	--	8"	18"
Panicum (Texas, browntop)	1"	2"	3"
fall	1"	2"	4"
Sandbur (field, longspine)	--	1"	3"
Shattercane	3"	6"	12"
Sorghum alnum	3"	6"	12"
Timothy	2"	4"	6"
Volunteer cereals	--	2"	6"
Wild oats	2"	3"	4"
Wild proso millet	--	2"	4"
Witchgrass	2"	4"	6"
Woolly cupgrass	--	--	4"

Tank Mixtures with Atrazine

ACCENT® may be tank mixed with up to 2 lb a.i. atrazine* for additional control of many broadleaf weeds, including:

	Maximum Height or Diameter
Sicklepod	2"
Prickly sida	2"
Wild Radish	12"
Cutleaf evening primrose	6"
Florida pusley	2"

*For best results add 0.25 - 2.0 qt Atrazine 4L OR 4 - 35 oz Atrazine 90DF. Products containing atrazine are restricted use products.

ACCENT® + atrazine tank mixtures may result in reduced control of grasses (antagonism) if applied to grasses under low moisture stress or to grasses exceeding the maximum labeled height. Before applying ACCENT® + atrazine tank mixtures, refer to the atrazine product label for information regarding the maximum amount of atrazine that may be applied in a season.

Tank Mixtures with "Callisto"

ACCENT® may be tank mixed with 1.5 - 3.0 fl oz/acre of "Callisto" herbicide for weed control as indicated in the table below:


Species	Maximum Height or Diameter					
	"Callisto" alone			"Callisto" + atrazine*		
	1.5 oz	2.0 oz	3.0 oz	1.5 oz	2.0 oz	3.0 oz
Cocklebur	4"	4"	4"	10"	10"	10"
Dandelion	10"	10"	10"	10"	10"	10"
Jimsonweed	4"	4"	4"	4"	10"	10"
Kochia	--	--	4"	--	4"	4"
Lambsquarters, common	4"	4"	4"	10"	10"	10"
Morningglory ivyleaf	4"	4"	4"	4"	4"	4"
Nightshade, black, Eastern black	4"	4"	4"	10"	10"	10"
Pigweed, palmer	--	--	4"	4"	4"	4"
Pigweed, redroot, smooth	4"	4"	4"	10"	10"	10"
Ragweed, common	--	--	--	4"	10"	10"
Ragweed, giant	--	3"	4"	4"	10"	10"
Smartweed, ladythumb	--	4"	4"	4"	10"	10"
Smartweed, Pennsylvania	4"	4"	4"	4"	10"	10"
Sunflower, common	4"	4"	4"	4"	4"	10"
Velvetleaf	4"	4"	4"	10"	10"	10"
Waterhemp, tall & common	--	4"	4"	4"	10"	10"

*Plus 0.25 to 0.75 lb a.i. atrazine per acre, may provide better control when weeds are at maximum height.

Do not use MSO adjuvants with "Callisto" tank mixtures. Use a petroleum-based crop oil concentration + an ammonium nitrogen fertilizer.

For Additional Control of Later Emerging Grasses

ACCENT® may be tank mixed with full or reduced rates of preemergence grass herbicides labeled for early postemergence application to field corn (such as DuPont™ CINCH®, CINCH® ATZ, "Prowl", "Surpass" EC, "Dual" II Magnum, or "Outlook") for residual activity on later-emerging flushes of grass. Application must be made before the grass emerges and before other grass weeds on the ACCENT® label exceed their labeled sizes.



The use of nonionic surfactant is recommended in place of crop oil concentrate for tank mixtures with preemergence grass herbicides where applications are made early postemergence to small grass weeds.

See SPRAY ADJUVANTS for adjuvant rate recommendations.

When tank mixing DuPont™ ACCENT® with EC formulated preemergence grass herbicides such as DuPont™ CINCH®, "Dual II Magnum", or "Prowl", do not add "Callisto" herbicide to the tank mixture. When other formulations of preemergence grass herbicides are tank mixed with ACCENT® + "Callisto" (such as CINCH® ATZ or "Bicep II Magnum"), limit preemergence herbicide rates to 2/3 times full rates, always add nonionic surfactant in place of crop oil concentrate, and limit broadleaf weed sizes to less than or equal to 4" tall.

Tank mixes of ACCENT® and preemergence grass herbicides must be broadcast applied postemergence to field corn before the crop exceeds the heights listed on the preemergence grass herbicide label. Refer to WHEN TO APPLY-POSTEMERGENCE and the preemergence grass herbicide label for complete postemergence application information, rates, and restrictions.

Tank Mixtures with Insecticides

ACCENT® may be tank mixed with pyrethroid or carbamate insecticides such as DuPont™ ASANA® XL or DuPont™ LANNATE® insecticides. See Soil Insecticide Interaction section for information on use of ACCENT® following soil insecticides application.

Other Tank Mixtures

Other than the exceptions noted, and in addition to the tank mix partners and rates indicated above, ACCENT® may be tank mixed or followed with sequential applications of other products registered for use in field corn. Applications of full or reduced rates of other products registered for use in corn provided:

- The tank mix product is labeled for the same timing, method of application, adjuvants, and use restrictions as ACCENT®.
- The tank mixture is not specifically prohibited on the label of the tank mix product.
- The tank mix combination is compatible as determined by a "jar test" described in the TANK MIX COMPATIBILITY TESTING section below.

Weed control and crop response with tank mixtures not specifically recommended in this label are the responsibility of the user and manufacturer of the tank mix product.

Tank Mixing Precautions:

A corn plant's predisposition to develop fused tissue emerging from the whorl (rattail) after the V-11 stage may increase when a product containing dicamba (i.e. "Clarity", "Marksman") is applied to small corn under early stressful conditions. Be aware of this when applying tank mixes with dicamba to small corn (V-3 stage or smaller) under stressful conditions. See ENVIRONMENTAL CONDITIONS for a description of these stressful conditions.

To avoid crop injury or antagonism, apply the products indicated below at least seven days before or three days after the application of ACCENT®.

- Do not tank mix ACCENT® with "Basagran" and "Laddok" or severe crop injury may occur.
- Do not tank mix ACCENT® with 2,4-D-containing products as severe grass control antagonism may occur.
- Do not tank mix ACCENT® with foliar-applied organophosphate insecticides such as "Lorsban", malathion, parathion, etc., as severe crop injury may occur.

Do not exceed labeled application rates. Do not tank mix ACCENT® with other products that contain the same active ingredients as ACCENT® (nicosulfuron) unless the label of either tank mix partner specifies the maximum rate that may be used.

TANK MIX COMPATIBILITY TESTING

Perform a jar test prior to tank mixing to ensure compatibility of ACCENT® and other pesticides. Use a clear glass quart jar with lid and mix the tank mix ingredients in their relative proportions. Invert the jar containing the mixture several times and observe the mixture for approximately 1/2 hour. If the mixture balls-up, forms flakes, sludges, gels, oily films or layers, or other precipitates, it is not compatible and the tank mix combination should not be used.

SEQUENTIAL ACCENT® APPLICATIONS

Annual grasses may have more than one flush of emerging seedlings. Also, regrowth of treated annual grasses may occur due to adverse environmental conditions following application. Perennial grasses may regrow from underground stems or roots, depending upon environmental conditions. To control grasses under these conditions, a sequential application of ACCENT® may be necessary. The combined dosage of the sequential applications cannot exceed 1-1/3 oz per acre of ACCENT®.

9/13

CULTIVATION

A timely cultivation may be necessary to control suppressed weeds, or weeds that emerge after an application of DuPont™ ACCENT®.

Optimum timing for cultivation is 7–14 days after ACCENT® application or upon seeing the establishment of new weeds.

ENVIRONMENTAL CONDITIONS AND BIOLOGICAL ACTIVITY

ACCENT® provides best results when applied to young, actively growing weeds. Applications made during warm, moist conditions (70°F or more) and adequate soil moisture both before and after application maximizes performance.

The degree and duration of control depend on spray coverage, weed spectrum, weed size, growing conditions before and after treatment, soil moisture, and adjuvant selection.

ACCENT® is rainfast in 4 hours.

Treating weeds that exceed maximum label height or that are under stress may result in incomplete control. Poor weed control or crop injury may result from applications made to plants under stress from:

- abnormally hot or cold weather
- environmental conditions such as drought, water-saturated soils, hail damage, or frost
- disease, insect, or nematode injury
- prior herbicide, or carryover from a previous year's herbicide application

Severe stress from conditions preceding or immediately following application may also result in crop injury or poor weed control. Stress affects all weeds, but especially weeds such as woolly cupgrass, green and yellow foxtail, and wild proso millet.

If the corn or grass weeds are under stress, delay application until stress passes and both weeds and corn resume active growth.

ACCENT® rapidly inhibits the growth of susceptible weeds, reducing weed competition within as little as 6 hours after application. Susceptible plants are controlled in 7–21 days.

SOIL INSECTICIDE INTERACTION INFORMATION

Before using ACCENT®, ensure that it is compatible with any insecticides previously applied to the corn crop.

ACCENT® may interact with certain insecticides previously applied to the crop. Crop response varies with field corn type, insecticide used, insecticide application method, and soil type.

ACCENT® may be applied to corn previously treated with "Fortress", "Aztec", or "Force" insecticides or non-organophosphate (OP) soil insecticides regardless of soil type.

- DO NOT APPLY ACCENT® to corn previously treated with "Counter" 15G or to corn treated with "Counter" 20CR in-furrow or over the row at cultivation.
- Applications of ACCENT® to corn previously treated with "Counter" 20 CR, "Dyfonate", "Lorsban", or "Thimet" may cause unacceptable crop injury, especially on soils of less than 4% organic matter.

CROP ROTATION

Rotational crops vary in their response to low concentrations of ACCENT® remaining in the soil. ACCENT® dissipates rapidly in warm, acidic, microbiologically active soils.

The amount of ACCENT® which may be present in the soil depends on application rate, soil pH and organic matter content, elapsed time since application, crop production practices, and environmental factors.

Injury to rotational crops may occur in high-pH, cold soils if dry weather prevails between application and rotational crop planting. Consult your local DuPont representative for additional guidelines.

Soil pH should be determined by laboratory analysis using the 1:1 soil:water suspension method on representative soil samples taken at 0–4" depth. Soil pH varies within fields; therefore, recropping should be based on the highest soil pH within each field. Consult local extension publications for recommended soil sampling procedures.

The following rotational intervals should be observed when using ACCENT®:

ACCENT® ROTATIONAL CROP GUIDELINE - 1

No soil pH restrictions

Crop Rotational	Interval in Months
Corn (field, seed)	Anytime
Corn (pop, sweet)*	10
Soybeans	0.5 (15 days)
Cereals, spring (barley, oats, rye, wheat)	8
Cereals, winter (barley, oats, rye, wheat)	4
Cotton	10
Dry Beans, Peas, Snap Beans	10
Alfalfa**	12
Red Clover**	12
Other Crops	See Rotational Crop Guidelines 2 and 3

* Except the sweet corn varieties "Merit", "Carnival", and "Sweet Success", for which the minimum time interval is 15 months.

**Except for the state of Kansas east of Highway 75, for Minnesota east and south of the Red River Valley and for the states east of the line formed by the western borders of Iowa, Missouri, Arkansas, and Louisiana, where the minimum time interval is 10 months.

10/13

ACCENT® ROTATIONAL CROP GUIDELINE - 2

With soil pH ≤ 7.5 restrictions

Crop	Rotational Interval in Months	
	pH 7.5	pH > 7.5
Sorghum	10	18*
Sunflowers	11**	18
All other crops not listed in Rotational Guidelines 1 or 2	See Rotational Guideline 3	

* Except in Texas and Oklahoma east of Highway 281, where the rotational interval is 10 months, regardless of pH.

**Precipitation following application must exceed 14" prior to planting sunflowers.

ACCENT® ROTATIONAL CROP GUIDELINE - 3

With soil pH ≤ 6.5 restrictions

Crop	Rotational Interval in Months	
	pH 6.5	pH > 6.5
Sugarbeets*, potatoes**	10	18***
All other crops not listed in Rotational Guidelines 1 or 2	10	18***

* Except on irrigated sites in Colorado, Wyoming, Nebraska, Texas, Michigan, and Ohio, where precipitation following application must exceed 25" prior to planting beets, where the interval is 10 months on soils with pH < 7.5.

**Irrigated potatoes following irrigated corn treated in the States of WA, OR, ID, or Utah can be planted 10 months after using ACCENT® on sprinkler irrigated corn with no soil pH restrictions, providing the maximum use rate on corn does not exceed 1.0 ounce product per season. Corn treated with ACCENT® must be grown to maturity and receive a minimum of 18 inches of irrigation water before potatoes can be planted at this rotation interval. Injury to potatoes may occur if less than 18 inches of irrigation is used on the previous corn crop. DuPont™ ACCENT® may not be used in a tankmix or sequential application program with other ALS-inhibiting herbicides such as "Exceed" or "Beacon".

***In North Dakota and northwest Minnesota, the cumulative precipitation in the 18 months following application must exceed 28" in order to rotate to sugarbeets or potatoes.

APPLICATION INFORMATION

Many crops are highly sensitive to ACCENT®. All direct or indirect contact (such as spray drift) with crops other than field corn should be avoided (see also SPRAY DRIFT MANAGEMENT).

For all application systems, use 50-mesh or larger strainer screens.

Do not apply ACCENT® through any type of irrigation system.

GROUND APPLICATION

Broadcast Application

- Use a minimum of 15 gallons of water per acre (15 GPA) for best performance. Use a minimum of 10 gallons of water per acre (GPA) for light, scattered stands of weeds.
- For best performance, select nozzles and pressure that deliver MEDIUM spray droplets as indicated in nozzle manufacturer's catalogues and in accordance with ASAE Standard S572. Nozzles that deliver COARSE spray droplets may be used to reduce drift, provided spray volume is increased to maintain coverage on small weeds. For optimal product performance and minimal spray drift, adjust the spray boom to the lowest possible spray height recommended in manufacturers' specifications.

- Ensure that equipment is set up to avoid applying an excessive rate directly over the rows and into the corn plant whorl. This is most likely to occur when a nozzle is positioned directly above the row.
- Overlaps or starting, stopping, slowing, and turning while spraying may result in crop injury.

Band Application

For band applications, use proportionately less spray mixture, and carefully calibrate the band applicator to not exceed the labeled rate. Carefully follow the manufacturer's instructions for nozzle type (flat fans), orientation, distance of nozzles from the crop and weeds, spray volumes, calibration and spray pressure.

AERIAL APPLICATION

In New York state and California aerial application is not permitted.

Use nozzle types and arrangements that will provide optimum spray distribution and maximum coverage at a minimum of 3 GPA.

Do not apply during a temperature inversion, when winds are gusty, or when conditions favor poor coverage and/or off-target spray movement.

SPRAYER PREPARATION/CLEANUP

It is important that spray equipment is clean and free of previous pesticide deposits before using ACCENT® and then properly cleaned out following application. Clean all application equipment before applying ACCENT®. Follow the cleanup procedures specified on the label of the product previously sprayed. If no cleanup procedure is provided, use the procedure that follows. Immediately following applications of ACCENT®, thoroughly clean all mixing and spray equipment to avoid subsequent crop injury.

Note:

- When cleaning spray equipment before applying ACCENT®, read and follow label directions for proper rinsate disposal of the product previously sprayed.
- Steam cleaning of aerial spray tanks will help to dislodge any visible pesticide deposits.
- When spraying or mixing equipment will be used over an extended period to apply multiple loads of ACCENT®, partially fill the tank with fresh water at the end of each day of spraying, flush the boom and hoses, and allow to sit overnight.

Cleanup Procedure

1. Drain the tank and thoroughly hose down the interior surfaces. Flush the tank, hoses, and boom with clean water for a minimum of 5 min.
2. Partially fill the tank with clean water and add one gal of household ammonia* (containing 3% active) for every 100 gal of water. Finish filling the tank with water, then flush the cleaning solution through the hoses, booms, and nozzles. Add more water to completely fill the tank and allow to agitate/recirculate for at least 15 min. Again,

flush the hoses, boom, and nozzles with the cleaning solution, then drain the tank.

3. Repeat Step 2.
4. Remove the nozzles and screens and clean separately in a bucket containing the cleaning agent and water.
5. Thoroughly rinse the tank with clean water for a minimum of 5 min, flushing the water through the hoses and boom.

* Equivalent amounts of an alternate strength ammonia solution or a tank cleaner recommended in the DuPont bulletin "Sulfonylurea Herbicides, A Guide to Equipment Cleanout," may be used.

SPRAY DRIFT MANAGEMENT

The interaction of many equipment and weather-related factors determines the potential for spray drift. The applicator is responsible for considering all these factors when making application decisions.

AVOIDING SPRAY DRIFT IS THE RESPONSIBILITY OF THE APPLICATOR.

IMPORTANCE OF DROPLET SIZE

The most effective way to reduce drift potential is to apply large droplets (>150 - 200 microns). The best drift management strategy is to apply the largest droplets that provide sufficient coverage and control. The presence of sensitive species nearby, the environmental conditions, and pest pressure may affect how an applicator balances drift control and coverage. **APPLYING LARGER DROPLETS REDUCES DRIFT POTENTIAL, BUT WILL NOT PREVENT DRIFT IF APPLICATIONS ARE MADE IMPROPERLY OR UNDER UNFAVORABLE ENVIRONMENTAL CONDITIONS!** See **Wind, Temperature and Humidity**, and **Temperature Inversions** sections of this label.

Controlling Droplet Size - General Techniques

- **Volume** - Use high flow rate nozzles to apply the highest practical spray volume. Nozzles with higher rated flows produce larger droplets.
- **Pressure** - Use the lower spray pressures recommended for the nozzle. Higher pressure reduces droplet size and does not improve canopy penetration. **WHEN HIGHER FLOW RATES ARE NEEDED, USE A HIGHER-CAPACITY NOZZLE INSTEAD OF INCREASING PRESSURE.**
- **Nozzle Type** - Use a nozzle type that is designed for the intended application. With most nozzle types, narrower spray angles produce larger droplets. Consider using low-drift nozzles.

Controlling Droplet Size - Aircraft

- **Number of Nozzles** - Use the minimum number of nozzles with the highest flow rate that provide uniform coverage.
- **Nozzle Orientation** - Orienting nozzles so that the spray is emitted backwards, parallel to the airstream will produce larger droplets than other orientations.
- **Nozzle Type** - Solid stream nozzles (such as disc and core with swirl plate removed) oriented straight back produce larger droplets than other nozzle types.

- 14/13
- **Boom Length** - The boom length should not exceed 3/4 of the wing or rotor length - longer booms increase drift potential.
 - **Application Height** - Application more than 10 ft above the canopy increases the potential for spray drift.

BOOM HEIGHT

Setting the boom at the lowest labeled height (if specified) which provides uniform coverage reduces the exposure of droplets to evaporation and wind. For ground equipment, the boom should remain level with the crop and have minimal bounce.

WIND

Drift potential increases at wind speeds of less than 3 mph (due to inversion potential) or more than 10 mph. However, many factors, including droplet size and equipment type determine drift potential at any given wind speed. **AVOID GUSTY OR WINDLESS CONDITIONS.**

Note: Local terrain can influence wind patterns. Every applicator should be familiar with local wind patterns and how they affect spray drift.

TEMPERATURE AND HUMIDITY

When making applications in hot and dry conditions, set up equipment to produce larger droplets to reduce effects of evaporation.

TEMPERATURE INVERSIONS

Drift potential is high during a temperature inversion. Temperature inversions restrict vertical air mixing, which causes small suspended droplets to remain close to the ground and move laterally in a concentrated cloud. Temperature inversions are characterized by increasing temperature with altitude and are common on nights with limited cloud cover and light to no wind. They begin to form as the sun sets and often continue into the morning. Their presence can be indicated by ground fog; however, if fog is not present, inversions can also be identified by the movement of smoke from a ground source or an aircraft smoke generator. Smoke that layers and moves laterally in a concentrated cloud (under low wind conditions) indicates an inversion, while smoke that moves upward and rapidly dissipates indicates good vertical air mixing.

SHIELDED SPRAYERS

Shielding the boom or individual nozzles can reduce the effects of wind. However, it is the responsibility of the applicator to verify that the shields are preventing drift and not interfering with uniform deposition of the product.

RESISTANCE

When herbicides that affect the same biological site of action are used repeatedly over several years to control the same weed species in the same field, naturally-occurring resistant biotypes may survive a correctly applied herbicide treatment, propagate, and become dominant in that field. Adequate control of these resistant weed biotypes cannot be expected. If weed control is unsatisfactory, it may be necessary to retreat the problem area using a product affecting a different site of action.

12/13

To better manage herbicide resistance through delaying the proliferation and possible dominance of herbicide resistant weed biotypes, it may be necessary to change cultural practices within and between crop seasons such as using a combination of tillage, retreatment, tank-mix partners and/or sequential herbicide applications that have a different site of action. Do not let weed escapes go to seed. If applicable, see Weeds Controlled section of label for additional information on managing herbicide resistant weed biotypes.

It is advisable to keep accurate records of pesticides applied to individual fields to help obtain information on the spread and dispersal of resistant biotypes. Consult your agricultural dealer, consultant, applicator, and/or appropriate state agricultural extension service representative for specific alternative cultural practices or herbicide recommendations available in your area.

INTEGRATED PEST MANAGEMENT

This product may be used as part of an Integrated Pest Management (IPM) program that can include biological, cultural, and genetic practices aimed at preventing economic pest damage. IPM principles and practices include field scouting or other detection methods, correct target pest identification, population monitoring, and treating when target pest populations reach locally determined action thresholds. Consult your state cooperative extension service, professional consultants or other qualified authorities to determine appropriate action treatment threshold levels for treating specific pest/crop systems in your area.

IMPORTANT PRECAUTIONS

Injury to or loss of desirable vegetation may result from failure to observe the following:

- Do not apply DuPont™ ACCENT® or drain or flush application equipment on or near desirable trees or other plants, or on areas where their roots may extend, or in locations where the chemical may be washed or moved into contact with their roots.
- Do not use on lawns, walks, driveways, tennis courts, or similar areas.
- Prevent drift of spray to desirable plants.
- Do not contaminate any body of water.
- Thoroughly clean application equipment immediately after use. (See the Sprayer Cleanup section of this label for instructions.)
- Do not graze or feed forage, hay, or straw from treated areas to livestock within 30 days of ACCENT® application.

STORAGE AND DISPOSAL

Storage: Store product in original container only. Do not contaminate water, other pesticides, fertilizer, food or feed in storage. Store in a cool, dry place.

Product Disposal: Do not contaminate water, food, or feed by disposal. Waste resulting from the use of this product may be disposed of on site or at an approved waste disposal facility.

Container Disposal: For Plastic Containers: Triple rinse (or equivalent) the container. Then offer for recycling or reconditioning, or puncture and dispose of in a sanitary landfill, or by incineration, or, if allowed by state and local authorities, by burning. If burned, stay out of smoke. **For Fiber Sacks:** Completely empty fiber sack by shaking and tapping sides and bottom to loosen clinging particles. Empty residue into application equipment. Dispose of bags at an approved waste disposal facility, in accordance with Federal, state and local regulations. **For Fiber Drums With Liners:** Completely empty liner by shaking and tapping sides and bottom to loosen clinging particles. Empty residue into application equipment. Then dispose of liner in a sanitary landfill or by incineration if allowed by state and local authorities. If drum is contaminated and cannot be reused, dispose of in the same manner. **For Bags Containing Water Soluble Packets:** Do not reuse the outer box or the resealable plastic bag. When all water-soluble packets are used, the outer packaging should be clean and may be disposed of in a sanitary landfill or by incineration, or if allowed by state and local authorities, by open burning. If burned, stay out of smoke. If the resealable plastic bag contacts the formulated product in any way, the bag must be triple-rinsed with clean water. Add the rinsate to the spray tank and dispose of the outer wrap as described above. **For Metal Containers (non aerosol):** Triple rinse (or equivalent) the container. Then offer for recycling or reconditioning, or puncture and dispose of in a sanitary landfill, or by other procedures approved by state and local authorities.

NOTICE TO BUYER: Purchase of this material does not confer any rights under patents of countries outside of the United States.

The DuPont Oval Logo, DuPont™, ACCENT®, CINCH®, ASANA® and LANNATE® are trademarks or registered trademarks of E. I. duPont de Nemours and Company
“Axiom”, “Aztec”, “Balance” are registered trademarks of Bayer Crop Protection

“Basagran”, “Clarity”, “Counter”, “Distinct”, “Laddok”, “Marksman”, “Outlook”, “Prowl”, “Thimet” are registered trademarks of BASF Ag Products

“Callisto”, “Dual”, “Exceed”, “Force” are trademarks or registered trademarks of Syngenta Crop Protection Inc.

“Fortress” is a registered trademark of Amvac Chemical Corp.

“Harness”, “Permit” are registered trademarks of Monsanto Technology LLC

“Hornet”, “Lorsban”, “Surpass” are registered trademarks of Dow AgroSciences LLC

D - 901 082103

13/13

LIMITATION OF WARRANTY AND LIABILITY

NOTICE: Read This Limitation of Warranty and Liability Before Buying or Using This Product. If the Terms Are Not Acceptable. Return the Product at Once. Unopened, and the Purchase Price Will Be Refunded.

It is impossible to eliminate all risks associated with the use of this product. Such risks arise from weather conditions, soil factors, off target movement, unconventional farming techniques, presence of other materials, the manner of use or application, or other unknown factors, all of which are beyond the control of DuPont. These risks can cause: ineffectiveness of the product; crop injury, or: injury to non-target crops or plants.

DuPont does not agree to be an insurer of these risks. **WHEN YOU BUY OR USE THIS PRODUCT, YOU AGREE TO ACCEPT THESE RISKS.**

DuPont warrants that this product conforms to the chemical description on the label thereof and is reasonably fit for the purpose stated in the Directions for Use, subject to the inherent risks described above, when used in accordance with the Directions for Use under normal conditions.

DUPONT MAKES NO OTHER EXPRESS OR IMPLIED WARRANTY OF FITNESS OR OF MERCHANTABILITY OR ANY OTHER EXPRESS OR IMPLIED WARRANTY.

IN NO EVENT SHALL DUPONT OR SELLER BE LIABLE FOR ANY INCIDENTAL, CONSEQUENTIAL OR SPECIAL DAMAGES RESULTING FROM THE USE OR HANDLING OF THIS PRODUCT. BUYER'S OR USER'S BARGAINED-FOR EXPECTATION IS CROP PROTECTION. THE EXCLUSIVE REMEDY OF THE USER OR BUYER AND THE EXCLUSIVE LIABILITY OF DUPONT OR SELLER, FOR ANY AND ALL CLAIMS, LOSSES, INJURIES OR DAMAGES (INCLUDING CLAIMS BASED ON BREACH OF WARRANTY OR CONTRACT, NEGLIGENCE, TORT OR STRICT LIABILITY), WHETHER FROM FAILURE TO PERFORM OR INJURY TO CROPS OR OTHER PLANTS, AND RESULTING FROM THE USE OR HANDLING OF THIS PRODUCT, SHALL BE THE RETURN OF THE PURCHASE PRICE OF THE PRODUCT, OR AT THE ELECTION OF DUPONT OR SELLER, THE REPLACEMENT OF THE PRODUCT.

DuPont or its Ag Retailer must have prompt notice of any claim so that an immediate inspection of buyer's or user's growing crops can be made. Buyer and all users shall promptly notify DuPont or a DuPont Ag Retailer of any claims, whether based on contract, negligence, strict liability, other tort or otherwise or be barred from any remedy.

This Limitation of Warranty and Liability may not be amended by any oral or written agreement.

For product information call: 1-888-6-DUPONT

Internet address: <http://cropprotection.dupont.com/>

© 1996-2003 E. I. du Pont de Nemours and Company, Wilmington, Delaware 19898

All rights reserved.