


(A) 	United States Environmental Protection Agency Office of Pesticide Programs (H75G5C) Washington, DC 20460	<input type="checkbox"/> Registration <input type="checkbox"/> Amendment <input checked="" type="checkbox"/> Other	OPP Identifier Number 249667
	Application for Pesticide:		
	Section I		


1. Company/Product Number 352-525	2. EPA Product Manager R. J. Taylor	3. Proposed Classification <input checked="" type="checkbox"/> None <input type="checkbox"/> Restricted
4. Company/Product (Name) DuPont Pinnacle® Herbicide	PM# 25	
5. Name and Address of Applicant (Include ZIP Code) E.I. du Pont de Nemours and Company Barley Mill Plaza, Walker's Mill Bldg. 37 Wilmington, DE 19880-0038 Attn: Tony E. Catka, WM6-174 <input type="checkbox"/> Check if this is a new address	6. Expedited Review. In accordance with FIFRA Section 3(c)(3)(b)(i), my product is similar or identical in composition and labeling to: EPA Reg. No. _____ Product Name _____	

Section II	
<input type="checkbox"/> Amendment - Explain below	<input type="checkbox"/> Final printed labels in response to Agency letter dated _____
<input type="checkbox"/> Resubmission in response to Agency letter dated _____	<input type="checkbox"/> "Me Too" Application.
<input checked="" type="checkbox"/> Notification - Explain below.	<input type="checkbox"/> Other - explain below.

NOTIFICATION
JAN 2 1997

Explanation: Use additional page(s) if necessary. (For section I and Section II.)
Submission of notification per PR Notice 95-2 of change to label for DuPont Pinnacle® Herbicide including four non-substantive modifications.
Attachments: • Two (2) copies of proposed labeling, identified as SL-166-2 9126 9/21/95 - one with changes highlighted
• One (1) current label, identified as SL-166-1 9036 2/21/95
• Ref. letter from T. E. Catka to S. D. Hobgood (NOTIF), dated 12/4/96

Section III					
1. Material This Product Will Be Packaged in:					
Child-Resistant Packaging <input type="checkbox"/> Yes* <input type="checkbox"/> No	Unit Packaging <input type="checkbox"/> Yes <input type="checkbox"/> No	Water Soluble Packaging <input type="checkbox"/> Yes <input type="checkbox"/> No	2. Type of Container <input type="checkbox"/> Metal <input type="checkbox"/> Plastic <input type="checkbox"/> Glass <input type="checkbox"/> Paper <input type="checkbox"/> Other (Specify) _____		
* Certification must be submitted.		If "Yes," Unit Package wgt.	No. per container	If "Yes," Package wgt.	No. per container
3. Location of Net Contents Information <input type="checkbox"/> Label <input type="checkbox"/> Container		4. Size(s) of Retail Container		5. Location of Label Directions <input type="checkbox"/> On Label <input type="checkbox"/> On Labeling accompanying product	
6. Manner in Which Label is Affixed To Product <input type="checkbox"/> Lithograph <input type="checkbox"/> Paper glued <input type="checkbox"/> Stenciled <input type="checkbox"/> Other (_____)					

Section IV		
1. Contact Point (Complete items directly below for identification of individual to be contacted, if necessary, to process this application.)		
Name Tony E. Catka	Title Product Registration Manager	Telephone No. (Include Area Code) (302) 992-6275
2. Signature 		6. Date Application Received (Stamped)
3. Title Product Registration Manager		
4. Typed Name Tony E. Catka		
5. Date December 4, 1996		

2-7-12

H-63019



*Highlighted
Section*

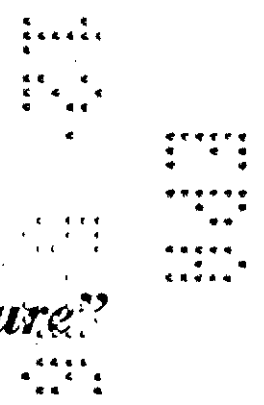

Pinnacle®

(See Pgs. 2, 3, 6 + 7)

herbicide

NOTIFICATION

JAN 2 1997



“..... A Growing Partnership With Nature”

PINNACLE HIGHLIGHTS

- For selective postemergence broadleaf weed control in soybeans.
- Apply at the rate of 1/4 ounce per acre.
- Include a spray additive recommended in this label. See Spray Additives.
- Include a nitrogen fertilizer (example: 4-8 pints of 28-0-0). See Spray Additives.
- May be applied by ground (broadcast or band) or by air.
- For ground application, apply in 10-25 gallons of water at 20-60 psi. Using flat fan nozzles will optimize PINNACLE performance.
- Apply to actively growing weeds at the recommended rates. See Rate.
- Tank mix only with pesticides specified by this or other supplemental labeling. See Tank Mix Applications.
- Certain environmental conditions, such as cool and dry winds and humid weather, affect the performance of PINNACLE. See Environmental Conditions.
- Consult label text for complete instructions.
- Always read and follow label directions for use.

TABLE OF CONTENTS

Precautionary Statements 1

Application Information 2

 Rate 2

 When to Apply 2

Cultivation 2

 Spray Additives 2

 Tank Mix Applications 3

 Mixing Instructions 4

Application Equipment 4

 Ground Application 4

 Aerial Application 4

Environmental Conditions
 and Biological Activity 4

Crop Rotation 5

Sprayer Preparation and Cleanup 5

Spray Drift Management 5

Important Precautions 6

Information on Resistant Weeds..... 6

Integrated Pest Management 6

Storage and Disposal 6

Notice of Warranty 7

4 9 12



Pinnacle®

herbicide

Dry flowable

For Use on Soybeans Only

For selective postemergence weed control in soybeans.
This product is a water-dispersible granule containing 25% active ingredient by weight.

<i>Active Ingredient</i>	<i>By Weight</i>
Thifensulfuron methyl	
Methyl 3-[[[(4-methoxy-6-methyl-1,3,5-triazin-2-yl)amino]carbonyl]amino]sulfonyl]-2-thiophenecarboxylate	25.0%
<i>Inert Ingredients</i>	75.0%
Total	100.0%

EPA Reg. No. 352-525
U.S. Patents 4,547,215, 4,481,029 and 4,394,506

KEEP OUT OF REACH OF CHILDREN

CAUTION

STATEMENT OF PRACTICAL TREATMENT

If in eyes: Flush eyes with plenty of water. Call a physician if irritation persists.
If on skin: Wash with plenty of soap and water.
If inhaled: Remove victim to fresh air, if not breathing give artificial respiration, preferably mouth to mouth. Get medical attention.
For medical emergencies involving this product, call toll-free 1-800-441-3637.

PRECAUTIONARY STATEMENTS

HAZARDS TO HUMANS AND DOMESTIC ANIMALS

Caution! Causes moderate eye irritation. Harmful if absorbed through skin or inhaled. Avoid contact with skin, eyes or clothing and inhaling dust or spraymist. Wash thoroughly with soap and water after handling.

PERSONAL PROTECTIVE EQUIPMENT

Applicators and other handlers must wear:

- Long-sleeved shirt and long pants.
- Waterproof gloves.
- Shoes plus socks.

Follow manufacturer's instructions for cleaning/maintaining PPE. If no such instructions for washables, use detergent and hot water. Keep and wash PPE separately from other laundry.

USER SAFETY RECOMMENDATIONS

USERS SHOULD: Wash hands before eating, drinking, chewing gum, using tobacco or using the toilet.

ENVIRONMENTAL HAZARDS

Do not apply directly to water, or to areas where surface water is present, or to intertidal areas below the mean high water mark.
Do not contaminate water when disposing of equipment washwater. Do not apply where/when conditions favor runoff.

DIRECTIONS FOR USE

It is a violation of federal law to use this product in a manner inconsistent with its labeling.

Do not apply this product in a way that will contact workers or other persons, either directly or through drift. Only protected handlers may be in the area during application. For any requirements specific to your State or Tribe, consult the agency responsible for pesticide regulation.

AGRICULTURAL USE REQUIREMENTS

Use this product only in accordance with its labeling and with the Worker Protection Standard, 40 CFR part 170. This Standard contains requirements for the protection of agricultural workers on farms, forests, nurseries, and greenhouses, and handlers of agricultural pesticides. It contains requirements for training, decontamination, notification, and emergency assistance. It also contains specific instructions and exceptions pertaining to the statements on this label about personal protective equipment (PPE) and restricted-entry interval. The requirements in this box only apply to uses of this product that are covered by the Worker Protection Standard.

Do not enter or allow worker entry into treated areas during the restricted entry interval (REI) of 12 hours.

PPE required for early entry to treated areas that is permitted under the Worker Protection Standard and that involves contact with anything that has been treated, such as plants, soil, or water, is:

- Coveralls.
- Waterproof gloves.
- Shoes plus socks.

For Use on Soybeans Only

Do not make more than one application of PINNACLE per cropping season.

APPLICATION INFORMATION

Du Pont PINNACLE Herbicide is a convenient dispersible granule formulation which readily dissolves in water.

Timing to Crop Stage

PINNACLE may be applied to soybeans any time after the first trifoliate has expanded fully.

- Apply no later than 60 days before harvest.

Timing to Weeds

- Apply PINNACLE when weeds are young and actively growing (after the first true leaves have expanded, but before the weeds exceed the size indicated in the table below).
- Applications made to weeds that are in the cotyledon stage, larger than the size indicated, or to weeds under stress may result in unsatisfactory control.

CULTIVATION

A timely cultivation may be necessary to control suppressed weeds, weeds that were beyond the maximum size at the time of application, or weeds that emerge after an application of PINNACLE.

- Do not cultivate before, during, or within 7 days after the application.
- Cultivation may decrease weed control by pruning roots and placing the weed under stress.
- The best time to cultivate is approximately 14 days after application.

Rate and Weeds Controlled

Make a single application of PINNACLE at a rate of 1/4 ounce per acre for selective postemergence broadleaf weed control.

When applied as directed, PINNACLE will control the following weeds:

Weeds Controlled	Height (Inches) at Application
Annual Smartweeds	2 - 6
Lambsquarters	2 - 4
Pigweed	
Rough (red root)	2 - 12
Other species	2 - 8
Velvetleaf	2 - 6
Wild Mustard	up to 4" in dia.

Weeds Suppressed*	Height (Inches) at Application
Cocklebur	2 - 6
Jimsonweed	2 - 4
Wild Sunflower	2 - 6

* Weed suppression is a visual reduction in weed competition (reduced population, size, and/or vigor) as compared to an untreated area. Degree of control can be increased by treating weeds when actively growing and not under stress.

Spray Additives

Water hump species was deleted.

Applications of PINNACLE must include a nonionic surfactant or crop oil concentrate, and an ammonium nitrogen fertilizer. For additional information refer to the DuPont Bulletin "Approved Additives for use with DuPont Roundup and Cereals Herbicides" for a list of approved additives and suggested use rates. Products that combine ammonium fertilizers with surfactants or crop oils must meet the minimum surfactant/crop oil concentrate requirements AND the equivalent ammonium based nitrogen fertilizer requirements.

Nonionic Surfactant

- Apply at the rate of 1 to 2 pt per 100 gal of spray solution (0.125%-0.25% v/v concentration of formulated product). Surfactants must contain at least 50% of the formulated product as actual nonionic surfactant. Avoid products that do not accurately define their ingredients on the product label.

- Using the higher rate of nonionic surfactant, particularly under hot, humid conditions, may result in temporary crop injury.
- Use adjuvants that contain only EPA-exempt ingredients (CFR 40 180.1001).
- Do Not Use Dash' unless specified on other DuPont supplemental labeling.

Crop Oil Concentrate

Under dry conditions or during cool weather, a crop oil concentrate at 4 pt/100 gal of spray solution (0.5% v/v) may be used in place of a nonionic surfactant to enhance weed control.

- Use a petroleum-based crop oil concentrate with at least 14% emulsifiers/surfactant and 80% oil.
- The use of crop oil concentrate may result in temporary crop injury.

Ammonium Nitrogen Fertilizer

rewarding

An ammonium nitrogen fertilizer is recommended in addition to a surfactant or a crop oil concentrate and required where velvetleaf is present.

Use a high-quality liquid nitrogen fertilizer such as 21-0-0 or 30-0-0 at a rate of 4.5 pints per acre, or 10.5 pints per acre of 23 pints per acre.

- Alternatively, a high-quality, sprayable grade of ammonium sulfate (21-0-0) may be used at a rate of 2-4 pounds per acre.
- Use the lower rate for spray volumes less than 15 gallons per acre.

Tank Mix Applications

Do not tank mix PINNACLE with any other pesticide or spray adjuvant except as specified on this or other supplemental labeling.

PINNACLE plus Postemergence Grass Herbicides

PINNACLE may be tank mixed with postemergence grass herbicides such as ASSURE II herbicide. Do not tank mix with Poast Plus unless specified on other DuPont supplemental labeling.

Under certain conditions, PINNACLE may reduce the activity of the postemergent grass herbicide. The broadleaf activity of PINNACLE will not be affected. Refer to the postemergent grass herbicide label for specific use information and precautions.

The amount of ASSURE II to be used in a tank mix with PINNACLE will be determined by the grasses present. When applied as directed, a tank mix of PINNACLE and ASSURE II will control the following grasses:

PINNACLE + 5 oz of ASSURE II per acre

Grass	Height (Inches)
Volunteer Corn	6 - 18
Shattercane	6 - 12
Giant Foxtail	2 - 4 (pretiller)
Seedling Johnsongrass	2 - 8

PINNACLE + 7 oz of ASSURE II per acre

Grass	Height (Inches)
Giant Foxtail	4 - 8
Wild Proso Millet	2 - 6

PINNACLE + 8 oz of ASSURE II per acre

Grass	Height (Inches)
Crowfoot Grass	2 - 6
Fall Panicum	2 - 6
Green Foxtail	2 - 4
Bristly Foxtail	2 - 4
Goosegrass	2 - 4
Itchgrass	2 - 8
Field Sandbur	2 - 6
Sprangletop	2 - 6
Volunteer Cereals	2 - 6
Wild Oats	2 - 6
Witchgrass	2 - 6

PINNACLE + 10 oz of ASSURE II per acre

Grass	Height (Inches)
Junglerice	2 - 6
Rhizome Johnsongrass	10 - 24

Tank Mix Adjuvants

Include a nonionic surfactant with the tank mix of PINNACLE and post grass herbicides such as ASSURE II.

- Surfactant rate (concentration) should be 1-2 pints per 100 gallons of spray solution (0.125%-0.25% v/v concentration).
- Use of a higher rate of nonionic surfactant, particularly under hot, humid conditions, may result in temporary crop injury.
- Do not use "Dash" or crop oil concentrate when tank mixing PINNACLE with postemergence grass herbicides unless specified on other DuPont supplemental labeling.

PINNACLE + Basagran'

PINNACLE may be tank mixed with Basagran' herbicide at the rate of 1/4 oz PINNACLE plus 1 pint Basagran' per acre for control of these weeds in addition to those listed as controlled by PINNACLE alone.

Species	Height (inches)
cocklebur	2-4
jimsonweed	2-6
venice mallow	2
wild sunflower	2-4

Applications of PINNACLE + Basagran' must include a nonionic surfactant or crop oil concentrate and an ammonium nitrogen fertilizer. See Spray Adjuvant section.

PINNACLE Sequential Treatments

Pinnacle may be used as a sequential treatment to control newly emerged weeds following a soil application (premerge, preplant, or preplant incorporated) of Pursuit² or imazethapyr-containing products.

Sequential applications of PINNACLE following post-emergent Pursuit² treatments are not recommended because:

- Crop injury from sequential postemergence applications of PINNACLE following "Pursuit" is greater than from the use of either product applied alone. The first application interferes

with the soybean plant's ability to metabolize the second herbicide treatment. Sequential applications may result in severe crop injury.

- Any weeds not controlled by the "Pursuit" application will be stressed at the time of the sequential treatment. This will result in unsatisfactory weed control, particularly for stress sensitive weeds such as lambsquarters.
- Weeds that have recovered from a "Pursuit" application will typically be larger than labeled size by the time soybeans may be safely treated with a PINNACLE application. This will result in unsatisfactory weed control.

Even though not recommended for sequential application, a minimum interval of at least 14 days between applications of PINNACLE following "Pursuit" is advised to reduce the potential for crop injury and unsatisfactory weed control. The soybeans should be free from stress (herbicide or environmental) and actively growing. Weeds should be free from stress and not exceed the labeled size (height) at the time of PINNACLE application.

Mixing Instructions

1. Measure out the proper amount of PINNACLE to apply 1/4 ounce per acre.
2. Fill the tank 1/4 to 1/3 full of water.
3. While agitating, add the required number of ounces of PINNACLE.
4. The PINNACLE should dissolve completely within few minutes. Continue adequate agitation.

PINNACLE should be thoroughly mixed with water in the spray tank before adding any other material (insecticides, fungicides, surfactants, crop oil concentrates, and approved fertilizers). A sufficient filling and then the PINNACLE should be dissolved, add the needed tank mix products such as Du Pont ASSURE™ II Herbicide and the required spray adjuvants.

6. Apply PINNACLE spray preparation within 24 hours of mixing to avoid product degradation.
7. If the mixture has settled, thoroughly reagitate before using.

APPLICATION EQUIPMENT

Ground Application (See also Spray Drift Management)

Broadcast Application

Use 10-25 gallons of water per acre.
Use flat fan nozzles at 25-60 psi.

- Under heavy weed pressure or dense crop foliage, increase minimum spray volume to 15-25 gal per acre.
- Do not use flood, hollow cone, rain drop, whirl chamber, or controlled droplet applicator (CDA) type nozzles. Unacceptable crop injury, excessive spray drift, or poor weed control may result.
- For proper spray coverage, adjust the boom and nozzle height according to the specifications listed by the nozzle manufacturer.

Band Application

- For band application, use proportionately less spray mixture.
- To avoid crop injury, carefully calibrate the band applicator not to exceed the labeled rate.

- Carefully follow the manufacturer's instructions for nozzle types (flat fan nozzles preferred), nozzle orientation, distance of the nozzles from the crop and weeds, spray volumes, calibration, and spray pressure.
- For additional information on row banders, see Du Pont bulletin, "Application Accuracy Row Banders."

Aerial Application (See also Spray Drift Management)

- Use nozzle types and arrangements that will provide for optimum spray distribution and maximum coverage at 5 to 10 GPA.
- Do not apply during a temperature inversion condition, when winds are gusty, or when other conditions will favor poor coverage and/or off target spray movement.
- Use a minimum of 5 gallons of water per acre.

ENVIRONMENTAL CONDITIONS AND BIOLOGICAL ACTIVITY

PINNACLE rapidly inhibits the growth of susceptible weeds, reducing weed competition hours after application. Leaves turn yellow 5-7 days after postemergence application, followed by death of the weed's growing point in 7-21 days. Suppressed weeds may remain green but stunted and noncompetitive.

PINNACLE provides best postemergence results when applied to young, actively growing weeds. Degree of control and duration of effect depend on application rate, weed species, weed size, growing conditions at and following time of treatment, soil moisture, precipitation, and soil fertility and spray adjuvants. Some weeds, such as lambsquarters, are more affected by stress than others. Delay application until stress passes and weeds start to grow again. In some areas, multiple sprays of Pinnacle may result in only partial control. Conditions that are conducive to healthy, actively growing plants optimize the performance of PINNACLE.

- If rain is expected within 1 hour, do not apply PINNACLE, or weed control may be decreased.
- Applications made during or immediately following periods of abnormally cold weather for soybeans may result in less than satisfactory weed control.
- Poor weed control or crop injury may result from applications made to plants under stress from:
 - abnormal hot or cold weather,
 - growing conditions such as drought or water-saturated soil,
 - soil nutrient deficiencies such as iron chlorosis,
 - disease,
 - injury from cultivation,
 - nematode, insect, or prior herbicide injury.

Delay application until stress passes and weeds and soybeans resume growth. Severe stress from conditions immediately following application may also result in crop injury or poor weed control.

- Applications during periods of hot and humid weather increase the risk of crop injury.

Wilting, temporary leaf yellowing, reddened veins, and/or growth retardation of soybeans may follow application of PINNACLE. The growth retardation is generally in the form of shortened internode spacing. These effects will generally be most evident 5-7 days after application. The soybeans will recover quickly under favorable growing conditions.

CROP ROTATION

Any crop may be planted 45 days after the application of PINNACLE.

SPRAYER PREPARATION AND CLEANUP

Prior to application of SYNCHRONY STS, start with clean, well maintained application equipment. Immediately following application, thoroughly clean all application equipment. Postponing action, even for a few hours, only makes effective cleanup more difficult. Failure to clean spraying equipment thoroughly may result in injury to subsequently sprayed crops.

When spraying multiple loads of SYNCHRONY STS over an extended period of time, rinse the equipment with clean water at the end of the day. Leave water in the equipment overnight to prevent deposits from drying on surfaces.

When applications of SYNCHRONY STS are completed and prior to using the sprayer and associated equipment for other products or for crops other than soybeans, thoroughly clean the equipment using the procedure below.

STEP 1. Drain spray equipment. Thoroughly rinse sprayer, and flush hoses, boom and nozzles with clean water. Loosen and physically remove visible deposits.

STEP 2. Fill the sprayer with clean water and add household ammonia (one gallon of 3% active for every 100 gallons of water) or correct amount of a DuPont approved cleaner*. Flush hoses, boom and nozzles. Turn off the boom and top off the tank with clean water. Circulate through the spraying system for 15 minutes. Flush the hoses, boom and nozzles with the cleaning solution. Drain the tank.

STEP 3. Remove and clean nozzle, screens and strainers in a bucket of fresh cleaner and water.

STEP 4. Repeat STEP 2.

STEP 5. Thoroughly rinse the sprayer, hoses, boom and nozzles with clean water, several times.

Clean all other associated application equipment. Take all necessary safety precautions when cleaning equipment. Do not clean near wells, water sources or near desirable vegetation. Dispose of waste rinse water in accordance with local regulations.

* For additional information on sprayer cleanup and a listing of DuPont-approved cleaners, see DuPont Bulletin "A Guide To Application Equipment Cleanout For DuPont Sulfonyleurea Herbicides".

SPRAY DRIFT MANAGEMENT

The interaction of many equipment and weather-related factors determines the potential for spray drift. The applicator is responsible for considering all these factors when making application decisions.

AVOIDING SPRAY DRIFT IS THE RESPONSIBILITY OF THE APPLICATOR.

IMPORTANCE OF DROPLET SIZE

The most effective way to reduce drift potential is to apply large droplets (>150 - 200 microns). The best drift management strategy is to apply the largest droplets that provide sufficient coverage and control. The presence of sensitive species nearby, the environmental conditions, and pest pressure may affect how an applicator balances drift control and coverage. **APPLYING LARGER DROPLETS REDUCES DRIFT POTENTIAL, BUT WILL NOT PREVENT DRIFT IF APPLICATIONS ARE MADE IMPROPERLY OR UNDER UNFAVORABLE ENVIRONMENTAL CONDITIONS!** See **Wind, Temperature and Humidity, and Temperature Inversions** sections of this label.

Controlling Droplet Size - General Techniques

- **Volume** - Use high flow rate nozzles to apply the highest practical spray volume. Nozzles with higher rated flows produce larger droplets.
- **Pressure** - Use the lower spray pressures recommended for the nozzle. Higher pressure reduces droplet size and does not improve canopy penetration. **WHEN HIGHER FLOW RATES ARE NEEDED, USE A HIGHER-CAPACITY NOZZLE INSTEAD OF INCREASING PRESSURE.**
- **Nozzle Type** - Use a nozzle type that is designed for the intended application. With most nozzle types, narrower spray angles produce larger droplets. Consider using low-drift nozzles.

Controlling Droplet Size - Aircraft

- **Number of Nozzles** - Use the minimum number of nozzles with the highest flow rate that provide uniform coverage.
- **Nozzle Orientation** - Orienting nozzles so that the spray is emitted backwards, parallel to the airstream will produce larger droplets than other orientations.
- **Nozzle Type** - Solid stream nozzles (such as disc and core with swirl plate removed) oriented straight back produce larger droplets than other nozzle types.
- **Boom Length** - The boom length should not exceed 3/4 of the wing or rotor length - longer booms increase drift potential.
- **Application Height** - Application more than 10 ft above the canopy increases the potential for spray drift.

BOOM HEIGHT

Setting the boom at the lowest labeled height (if specified) which provides uniform coverage reduces the exposure of droplets to evaporation and wind. For ground equipment, the boom should remain level with the crop and have minimal bounce.

WIND

Drift potential increases at wind speeds of less than 3 mph (due to inversion potential) or more than 10 mph. However, many factors, including droplet size and equipment type determine drift potential at any given wind speed. **AVOID GUSTY OR WINDLESS CONDITIONS.**

Note: Local terrain can influence wind patterns. Every applicator should be familiar with local wind patterns and how they affect spray drift.

TEMPERATURE AND HUMIDITY

When making applications in hot and dry conditions, set up equipment to produce larger droplets to reduce effects of evaporation.

TEMPERATURE INVERSIONS

Drift potential is high during a temperature inversion. Temperature inversions restrict vertical air mixing, which causes small suspended droplets to remain close to the ground and move laterally in a concentrated cloud. Temperature inversions are characterized by increasing temperature with altitude and are common on nights with limited cloud cover and light to no wind. They begin to form as the sun sets and often continue into the morning. Their presence can be indicated by ground fog; however, if fog is not present, inversions can also be identified by the movement of smoke from a ground source or an aircraft smoke generator. Smoke that layers and moves laterally in a concentrated cloud (under low wind conditions) indicates an inversion, while smoke that moves upward and rapidly dissipates indicates good vertical air mixing.

SHIELDED SPRAYERS

Shielding the boom or individual nozzles can reduce the effects of wind. However, it is the responsibility of the applicator to verify that the shields are preventing drift and not interfering with uniform deposition of the product.

AIR ASSISTED (AIR BLAST) FIELD CROP SPRAYERS

Air assisted field crop sprayers carry droplets to the target via a downward directed air stream. Some may reduce the potential for drift, but if a sprayer is unsuitable for the application and/or set up improperly, high drift potential can result. It is the responsibility of the applicator to determine that a sprayer is suitable for the intended application, is configured properly, and that drift is not occurring.

Note: Air assisted field sprayers can affect product performance by affecting spray coverage and canopy penetration. Consult the application equipment section of this label to determine if use of an air assisted sprayer is recommended.

IMPORTANT PRECAUTIONS

- Do not tank mix PINNACLE with organophosphate insecticides, or apply PINNACLE within 14 days before or after an application of an organophosphate insecticide, as severe crop injury may occur.
- Injury to or loss of desirable trees or vegetation may result from failure to observe the following:
 - Do not apply or drain or flush equipment on or near desirable trees or other plants, or on areas where their roots may extend, or in locations where PINNACLE may be washed or moved into contact with their roots.
 - Do not use on lawns, walks, driveways, tennis courts or similar areas.
 - Prevent drift of spray to desirable plants.
- Do not contaminate any body of water.
- Thoroughly clean application equipment immediately after use. (Refer to Sprayer Preparation and Cleanup section of this label.)
- Do not graze or feed forage, hay or straw from treated areas to livestock.
- Do not apply this product through any type of irrigation system.

- Du Pont will not be responsible for losses or damages resulting from the use of this product in any manner not specifically recommended by Du Pont.
- In the States of Arkansas and South Carolina, unless specified on other DuPont supplemental labeling:
 - Use only nonionic surfactant at a rate of 0.125% V/V (1 pt/100 gal of spray solution).

INFORMATION ON RESISTANT WEEDS

When herbicides with the same mode of action are used repeatedly over several years to control the same weed species in the same field, naturally-occurring resistant weed biotypes may survive a correctly applied herbicide treatment, propagate, and become dominant in that field. These resistant weed biotypes may not be adequately controlled. Cultural practices such as tillage, preventing weed escapes from going to seed, and using herbicides with different modes of action within and between crop seasons can aid in delaying the proliferation and possible dominance of herbicide resistant weed biotypes.

INTEGRATED PEST MANAGEMENT

Added Section

DuPont recommends the use of Integrated Pest Management (IPM) programs to control pests. This product may be used as part of an Integrated Pest Management (IPM) program which can include biological, cultural, and genetic practices aimed at preventing economic pest damage. Application of this product should be based on IPM principles and practices including field scouting or other detection methods, correct target pest identification, population monitoring, and treating when target pest populations reach locally determined action thresholds. Consult your state cooperative extension service, professional consultants or other qualified authorities to determine appropriate action treatment threshold levels for treating specific pest/crop or site systems in your area.

STORAGE AND DISPOSAL

Storage: Store product only in original container, away from other pesticides, fertilizer, food or feed.

Product Disposal: Do not contaminate water, food or feed by storage or disposal. Waste resulting from the use of this product may be disposed of on site or at an approved waste disposal facility.

Container Disposal: Triple rinse (or equivalent), then offer for recycling or reconditioning, or puncture and dispose of in a sanitary landfill, or by incineration, or, if allowed by state and local authorities, by burning. If burned, stay out of smoke.

Notice to Buyer: Purchase of this material does not confer any rights under patents of countries outside of the United States. Use of this quantity of purchased Pinnacle herbicide is permitted under claim 24 of U.S. Patent 5,084,082.

10 8 12

LIMITATION OF WARRANTY AND LIABILITY

NOTICE: Read This Limitation of Warranty and Liability Before Buying or Using This Product. If the Terms Are Not Acceptable, Return the Product at Once, Unopened, and the Purchase Price Will Be Refunded.

It is impossible to eliminate all risks associated with the use of this product. Such risks arise from weather conditions, soil factors, off target movement, unconventional farming techniques, presence of other materials, the manner of use or application, or other unknown factors, all of which are beyond the control of DuPont. These risks can cause: ineffectiveness of the product; crop injury, or, injury to non-target crops or plants.

DuPont does not agree to be an insurer of these risks. WHEN YOU BUY OR USE THIS PRODUCT, YOU AGREE TO ACCEPT THESE RISKS.

DuPont warrants that this product conforms to the chemical description on the label thereof and is reasonably fit for the purpose stated in the Directions for Use, subject to the inherent risks described above, when used in accordance with the Directions for Use under normal conditions.

DUPONT MAKES NO OTHER EXPRESS OR IMPLIED WARRANTY OF FITNESS OR OF MERCHANTABILITY OR ANY OTHER EXPRESS OR IMPLIED WARRANTY.

IN NO EVENT SHALL DUPONT OR SELLER BE LIABLE FOR ANY INCIDENTAL, CONSEQUENTIAL OR SPECIAL DAMAGES RESULTING FROM THE USE OR HANDLING OF THIS PRODUCT. BUYER'S OR USER'S BARGAINED-FOR EXPECTATION IS CROP PROTECTION. THE EXCLUSIVE REMEDY OF THE USER OR BUYER AND THE EXCLUSIVE LIABILITY OF DUPONT OR SELLER, FOR ANY AND ALL CLAIMS, LOSSES, INJURIES OR DAMAGES (INCLUDING CLAIMS BASED ON BREACH OF WARRANTY OR CONTRACT, NEGLIGENCE, TORT OR STRICT LIABILITY), WHETHER FROM FAILURE TO PERFORM OR INJURY TO CROPS OR OTHER PLANTS, AND RESULTING FROM THE USE OR HANDLING OF THIS PRODUCT, SHALL BE THE RETURN OF THE PURCHASE PRICE OF THE PRODUCT, OR AT THE ELECTION OF DUPONT OR SELLER, THE REPLACEMENT OF THE PRODUCT.

DuPont or its Authorized Retailer must have prompt notice of any claim so that an immediate inspection of buyer's or user's growing crops can be made. Buyer and all users shall promptly notify DuPont or a DuPont Authorized Retailer of any claims, whether based on contract, negligence, strict liability, other tort or otherwise or be barred from any remedy.

This Limitation of Warranty and Liability may not be amended by any oral or written agreement.

1, Registered Trademark of BASF AG
2, Registered Trademark of American Cyanamid Co.
SL - 166-2 9126 2/21/95

Upgraded

11 7 12

DuPont Agricultural Products
Registration & Regulatory Affairs
Walker's Mill, Barley Mill Plaza
P.O. Box 80038
Wilmington, DE 19880-0038
Fax: (302) 992-6470



DuPont Agricultural Products

December 4, 1996

Ms. Sherada D. Hobgood
Document Processing Desk (NOTIF)
Office of Pesticide Programs (H7504C)
U.S. Environmental Protection Agency
1921 Jefferson Davis Highway
Arlington, VA 22202

**SUBJECT: 1) Notification per PR Notice 95-2 of Change to Label for
DuPont Pinnacle® Herbicide (EPA Reg. No. 352-525)
2) Final Printed Label**

Dear Ms. Hobgood:

I am enclosing a notification of changes made to the subject main label for Pinnacle® Herbicide. This is limited to four non-substantive modifications appearing on the following pages of the label:

- Page 2: *Under Rate and Weeds Controlled*
Deletion of weed species - Waterhemp
- Page 3: *Under Spray Additives*
Ammonium Nitrogen Fertilizer
Additional wording of advisory language
- Page 6: Added section on "Integrated Pest Management"
- Page 7: Upgraded our "Warranty Statement" to be consistent with our other soybean labels

"This notification is consistent with the provisions of PR Notice 95-2 and EPA regulations at 40 CFR 152-46, and no other changes have been made to the labeling or the confidential statement of formula of this products. I understand that it is a violation of 18 U.S.C. Sec. 1001 to willfully make any false statement to EPA. I further understand that if this notification is not consistent with the terms of PR Notice 95-2 and 40 CFR 152.46, this product may be in violation of FIFRA and I may be subject to enforcement action and penalties under sections 12 and 14 of FIFRA."

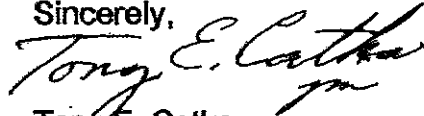
12 7 12

Attached for your use are:

- Notification, EPA form 8570-1 (OPP ID No. 249667)
- Current approved label, identified as SL-166-1 9036, EPA stamped accepted 2/21/95
- One copy of proposed label, identified as SL-166-2 9126 2/21/95 with notifications highlighted
- One clean copy of proposed label

Please contact me at (302) 992-6275 with any questions on this matter.

Sincerely,



Tony E. Catka
Product Registration Manager

Enclosures

cc: R. J. Taylor, EPA (PM25)

