



000352-00446-042799

Printed: 13:18:13 Friday, 21 May, 1999 # 90 / 2956

Systems Integration Group, Inc.

PM 25

352-446

4-27-99

H-10414



# Harmony<sup>®</sup> GT

herbicide

---



*“..... A Growing Partnership With Nature”*

### HARMONY® GT HIGHLIGHTS

- *For selective postemergence broadleaf weed control in Wheat (including Durum wheat), Barley, Oat and Fallow.*
- *Apply at the rate of 0.3 to 0.6 ounce per acre on Wheat, Barley and Fallow; 0.3 to 0.4 ounce per acre on Oat (see Application Information).*
- *Apply after the crop is in the 2-leaf stage, but before the flag leaf is visible on Wheat, Barley and Winter Oat. On Spring Oat, apply after the crop is in the 3 leaf stage, but before jointing.*
- *May be applied by ground or by air.*
- *Use in tank mixtures with other registered herbicides for broader spectrum weed control (see Tank Mixtures).*
- *Wheat, Barley, and Oat may be replanted anytime after the application of HARMONY® GT. Any other crop may be planted 45 days after the application of HARMONY® GT.*
- *Consult label text for complete instructions. Always read and follow label "Directions For Use".*

### TABLE OF CONTENTS

PRECAUTIONARY STATEMENTS ..... 1

GENERAL INFORMATION ..... 1

DIRECTIONS FOR USE ..... 2

    Application Timing ..... 2

    Use Rate ..... 2

    Surfactants ..... 2

    Ground Application ..... 3

    Aerial Application ..... 3

WEEDS CONTROLLED ..... 3

    Weeds Partially Controlled ..... 3

    Specific Weed Problems ..... 3

TANK MIXTURES ..... 4

MIXING INSTRUCTIONS ..... 5

CROP ROTATION ..... 5

GRAZING ..... 5

SPRAY EQUIPMENT ..... 5

SPRAYER CLEANUP ..... 6

    At the End of the Day ..... 6

    After Spraying HARMONY GT and before Spraying Crops Other Than Wheat, Barley or Oat .... 6

SPRAY DRIFT MANAGEMENT ..... 6

    Importance of Droplet Size ..... 6

    Controlling Droplet Size - General Techniques ..... 6

    Controlling Droplet Size - Aircraft ..... 6

    Boom Height ..... 7

    Wind ..... 7

    Temperature and Humidity ..... 7

    Temperature Inversions ..... 7

    Shielded Sprayers ..... 7

    Air-Assisted (Air Blast) Field Crop Sprayers ..... 7

WEED RESISTANCE ..... 7

INTEGRATED PEST MANAGEMENT ..... 7

PRECAUTIONS ..... 8

STORAGE AND DISPOSAL ..... 8

NOTICE OF WARRANTY ..... 9



# Harmony® GT

## herbicide

**Dry flowable**

**For Use on Wheat, Barley, Oat and Fallow**

Active Ingredients	By Weight
Thifensulfuron-methyl Methyl 3-[[[(4-methoxy-6-methyl-1,3,5-triazin-2-yl) amino]carbonyl]amino]sulfonyl]-2-thiophenecarboxylate	75%
<b>Inert Ingredients</b>	<b>25%</b>
<b>TOTAL</b>	<b>100%</b>

EPA Reg. No. 352-446

### PESTICIDE HANDLING

- Calibrate sprayers only with clean water away from the well site.
- Make scheduled checks of spray equipment.
- Assure accurate measurement of pesticides by all operation employees.
- Mix only enough product for the job at hand.
- Avoid over-filling of spray tank.
- Do not discharge excess material on the soil at a single spot in the field/grove or mixing/loading station.
- Dilute and agitate excess solution and apply at labeled rates/uses.
- Avoid storage of pesticides near well sites.
- When triple rinsing the pesticide container, be sure to add the rinsate to the spray mix.

### GENERAL INFORMATION

DuPont HARMONY® GT Herbicide is recommended for selective postemergence control of certain broadleaf weeds in wheat (including durum), barley, oat and fallow. HARMONY® GT is a dry flowable granule to be mixed in water or other recommended carrier and applied as a uniform broadcast spray. It is noncorrosive, nonflammable, nonvolatile and does not freeze.

Best results are obtained when HARMONY® GT is applied to young, actively growing weeds. The use rate will depend on weed spectrum and size of weed at time of application. The degree of control and duration of effect are dependent on rate used, sensitivity and size of target weed and environmental conditions at the time of and following application.

HARMONY® GT stops growth of susceptible weeds rapidly. However, typical symptoms of dying weeds (discoloration) may not be noticeable for 1-3 weeks after application (2-5 weeks for wild garlic) depending on the environmental conditions and weed susceptibility. Warm, moist conditions following treatment promote the activity of HARMONY® GT, while cold, dry conditions delay the activity. Weeds hardened-off by cold weather or drought stress will be less susceptible.

A vigorous growing crop will aid weed control by shading and providing competition for weeds. However, a dense crop canopy at time of application can intercept spray and result in reduced weed control. Weeds may not be adequately controlled in areas of thin crop stand or seeding skips.

### KEEP OUT OF REACH OF CHILDREN

## CAUTION

### PRECAUTIONARY STATEMENTS

#### HAZARDS TO HUMANS AND DOMESTIC ANIMALS

**CAUTION!** Avoid contact with skin, eyes and clothing. In case of contact with eyes, immediately flush with plenty of water. Get medical attention if irritation persists. Wash thoroughly after handling.

For medical emergencies involving this product, call toll free 1-800-441-3637.

#### PERSONAL PROTECTIVE EQUIPMENT

**Applicators and other handlers must wear:**  
 Long-sleeved shirt and long pants.  
 Waterproof gloves.  
 Shoes plus socks.

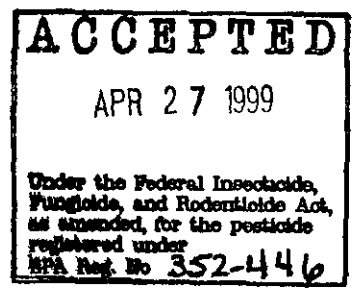
Follow manufacturer's instructions for cleaning/maintaining PPE. If no such instructions for washables, use detergent and hot water. Keep and wash PPE separately from other laundry.

#### USER SAFETY RECOMMENDATIONS

**USERS SHOULD:** Wash hands before eating, drinking, chewing gum, using tobacco or using the toilet.

#### ENVIRONMENTAL HAZARDS

Do not apply directly to water, or to areas where surface water is present, or to intertidal areas below the mean high water mark. Do not contaminate water when disposing of equipment washwaters.



## DIRECTIONS FOR USE

It is a violation of federal law to use this product in a manner inconsistent with its labeling.

Do not apply this product in a way that will contact workers or other persons, either directly or through drift. Only protected handlers may be in the area during application. For any requirements specific to your State or Tribe, consult the agency responsible for pesticide regulation.

### AGRICULTURAL USE REQUIREMENTS

Use this product only in accordance with its labeling and with the Worker Protection Standard, 40 CFR part 170. This Standard contains requirements for the protection of agricultural workers on farms, forests, nurseries, and greenhouses, and handlers of agricultural pesticides. It contains requirements for training, decontamination, notification, and emergency assistance. It also contains specific instructions and exceptions pertaining to the statements on this label about personal protective equipment (PPE) and restricted-entry interval. The requirements in this box only apply to uses of this product that are covered by the Worker Protection Standard.

Do not enter or allow worker entry into treated areas during the restricted entry interval (REI) of 4 hours.

PPE required for early entry to treated areas that is permitted under the Worker Protection Standard and that involves contact with anything that has been treated, such as plants, soil, or water, is:

- Coveralls.
- Waterproof gloves.
- Shoes plus socks.

Do not apply this product through any type of irrigation system. HARMONY® GT Herbicide should be used only in accordance with recommendations on this label or in separately published DuPont recommendations.

DuPont will not be responsible for losses or damages resulting from the use of this product in any manner not specifically recommended by DuPont.

HARMONY® GT is recommended for use on wheat, barley, oat, and fallow in most states, check with your state extension or Dept. of Agriculture before use, to be certain HARMONY® GT is registered in your state. HARMONY® GT is not registered for use in Alamosa, Conejos, Costilla, RioGrande, and Saquache counties of Colorado.

### APPLICATION TIMING

#### Wheat (Including Durum), Barley and Winter Oat

Make applications after the crop is in the 2-leaf stage, but before the flag leaf is visible.

#### Spring Oat

Make applications after the crop is in the 3-leaf stage, but before jointing. Do not use on "Ogle", "Porter" or "Premier" varieties as crop injury can occur.

#### Fallow

Apply HARMONY® GT in the spring or fall when the majority of weeds have emerged and are actively growing.

## USE RATES

Do not use less than 0.3 ounce HARMONY® GT per acre. Sequential treatments of HARMONY® GT may be made provided the total amount of HARMONY® GT applied to the crop does not exceed 1.0 ounce per acre.

If predominant weed(s) in field is(are) one of those listed in WEEDS PARTIALLY CONTROLLED table below, always include a tank mix partner (refer to TANK MIXTURES).

#### Wheat and Barley

Apply 0.5 ounce HARMONY® GT per acre to wheat (including durum) or barley for control or partial control of the weeds listed below.

Use 0.6 ounce HARMONY® GT per acre when weed infestation is heavy and predominately consists of those weeds listed under partial control, or when application timing and environmental conditions are marginal (refer to the sections APPLICATION TIMING AND GENERAL INFORMATION).

Use 0.3 ounce HARMONY® GT per acre when weed infestation is light and predominately consists of those weeds listed under weeds controlled, and when optimum application conditions occur.

Sequential treatments of HARMONY® GT may be made provided the total amount of HARMONY® GT applied to the crop does not exceed 1.0 ounce per acre.

#### Oat (Spring and Winter)

Apply 0.3 to 0.4 ounce HARMONY® GT per acre for control of the weeds listed in WEEDS CONTROLLED table.

If predominant weed(s) in field is(are) one of those listed in WEEDS PARTIALLY CONTROLLED table below, always include a tank mix partner (refer to TANK MIXTURES).

Do not make more than one application of HARMONY® GT per crop season on oat.

#### Fallow

HARMONY® GT may be used as a postemergence fallow treatment, in combination with other suitable registered fallow herbicides such as "Landmaster BW", "Fallow Master", "Roundup" plus 2,4-D (ester formulations work best), "Roundup" plus "Banvel"/"Banvel SGF"/"Clarity", or with 2,4-D, or "Banvel"/"Banvel SGF"/"Clarity". Apply HARMONY® GT at 0.3 to 0.6 ounce per acre to fallow for control or partial control of the weeds listed below.

Read and follow all manufacturer's label recommendations for the companion herbicide. If those recommendations conflict with this label, do not tank mix the herbicide with HARMONY® GT.

## SURFACTANTS

Unless otherwise specified, add a DuPont recommended nonionic surfactant having at least 80% active ingredient at 1 to 2 qt per 100 gal of spray solution (0.25 to 0.5% v/v-refer to TANK MIXTURES for specific adjuvant recommendations when HARMONY® GT is used in a tank mix).

Consult your agricultural dealer, applicator, or DuPont representative for a listing of recommended surfactants. Antifoaming agents may be used if needed.

Do not use low rates of liquid nitrogen fertilizer solution as a substitute for surfactant.

### GROUND APPLICATION

For flat-fan nozzles, use a spray volume of at least 5 gal per acre (GPA).

For flood nozzles on 30" spacings, use at least 10 GPA, flood nozzles no larger than TK10 (or the equivalent), and a pressure of at least 30 psi. For 40" nozzle spacings, use at least 13 GPA; for 60" spacings use at least 20 GPA. It is essential to overlap the nozzles 100% for all spacings.

Raindrop "RA" nozzles are not recommended for HARMONY® GT applications, as weed control performance may be reduced.

Use screens that are 50-mesh or larger.

### AERIAL APPLICATION

Use nozzle types and arrangements that provide optimum spray distribution and maximum coverage.

Wheat, Barley, Oat, and Fallow—use 2 to 5 GPA.

Use at least 3 GPA in Idaho, Oregon, or Utah.

When applying HARMONY® GT by air in areas adjacent to sensitive crops, use solid stream nozzles oriented straight back. Adjust the swath to avoid spray drift damage to sensitive crops downwind and/or use ground equipment to treat the border edge of fields. See the Spray Drift Management section of this label.

### WEEDS CONTROLLED

Annual knawel	Miners lettuce
Annual sowthistle	Mouseear chickweed
Black mustard	Pennsylvania smartweed
<b>Bushy wallflower</b>	Prostrate knotweed
/Treacle mustard	Redmaids
Carolina geranium	Redroot pigweed
Coast fiddleneck	Russian thistle*
Common buckwheat	Scentless chamomile/mayweed
Common chickweed*	Shepherdspurse
Common groundsel	Smallflower buttercup
Common lambsquarters	Stinking mayweed
Corn chamomile	/Dogfennel
Corn spurry	Swinecress
Cress (mouse-ear)	Tarweed fiddleneck
Curly dock	Tumble/Jim Hill mustard
False chamomile	Volunteer lentils
Field pennycress	Volunteer peas
Flixweed	Volunteer sunflower
Green smartweed	Wild buckwheat*
Kochia *	Wild chamomile
Ladysthumb	Wild garlic*
London rocket	Wild mustard
Mallow (little)	
Marshelder	

### PARTIAL CONTROL\*\*

Common cocklebur	Mallow (common)
Common sunflower	Prickly lettuce*
Cutleaf eveningprimrose	Tansymustard*
Henbit	Wild radish*

\* See SPECIFIC WEED PROBLEMS for more information.

\*\*Partial control: A visual reduction of weed population as well as a significant loss of vigor for individual weed plants. For better results, use 0.5 or 0.6 ounce HARMONY® GT per acre and include a tank mix partner such as 2,4-D, MCPA, Bromoxynil (such as "Buctril" EC or "Bronate") or "Banvel"/"Banvel SGF"/"Clarity" (refer to TANK MIXTURES).

### SPECIFIC WEED PROBLEMS

**Common chickweed and wild buckwheat:** For best results, apply a minimum of 0.5 ounce HARMONY® GT per acre plus surfactant when all or the majority of weeds have germinated and are past the cotyledon stage. Weeds should be less than 3 inches tall or across at the time of HARMONY® GT application.

**Kochia, Russian thistle, Prickly lettuce:** Naturally occurring resistant biotypes of these weeds are known to occur. For best results, use HARMONY® GT in a tank mix with "Banvel"/"Banvel SGF"/"Clarity" and 2,4-D, or Bromoxynil (such as "Buctril") and 2,4-D (3/4 - 1 pint "Buctril" + 1/4 - 3/8 lb active 2,4-D ester). HARMONY® GT should be applied in the spring when kochia, Russian thistle, and prickly lettuce are less than 2" tall or 2" across and are actively growing (refer to the Tank Mixtures section of this label for additional details).

**Tansymustard:** For best results, use 0.5 ounce to 0.6 ounce HARMONY® GT per acre plus 2,4-D or MCPA. Refer to TANK MIXTURES for more information.

**Wild garlic:** For best results, apply 0.5 to 0.6 ounce HARMONY® GT per acre plus surfactant when wild garlic plants are less than 12 inches tall with 2 to 4 inches of new growth. For severe infestations, use the 0.6 ounce per acre rate of HARMONY® GT. Control may be reduced when plants are hardened-off by cold weather and/or drought stress. Control is enhanced when applications are made during warm temperatures to actively growing wild garlic plants. Typical symptoms of dying wild garlic plants (discoloration and collapse) may not be noticeable for 2-5 weeks.

Thorough coverage of all garlic plants is essential.

Tank mixes of HARMONY® GT plus metribuzin may result in reduced control of wild garlic.

**Wild radish:** For best results, apply 0.5 to 0.6 ounce HARMONY® GT per acre plus surfactant either in the fall or spring to wild radish rosettes less than 6 inches in diameter. Applications made later than 30 days after weed emergence will result in partial control. Fall applications should be made prior to hardening-off of plants.

## TANK MIXTURES

HARMONY® GT may be tank mixed with other suitable registered herbicides to control weeds listed as suppressed, weeds resistant to HARMONY® GT or weeds not listed under Weeds Controlled. HARMONY® GT can also be mixed with registered fungicides, insecticides, or liquid fertilizer for use on wheat, barley, oat, or fallow.

Read and follow all manufacturer's label recommendations for the companion products. If those recommendations conflict with this label, do not tank mix the product with HARMONY® GT.

### *With 2,4-D (amine or ester) or MCPA (amine or ester)*

HARMONY® GT may be tank mixed with the amine and ester formulations 2,4-D and MCPA herbicides for use on wheat, barley, oat, or fallow.

For best results in the Red River Valley and adjacent areas of North Dakota and Minnesota, add the ester formulations of 2,4-D or MCPA herbicides to the tank at 3/8 lb active ingredient (such as 3/4 pint of a 4 lb/gal product, 1/2 pint of a 6 lb/gal product). No additional surfactant is needed with this mixture.

For best results, in other areas, add the ester formulations of 2,4-D or MCPA herbicides to the tank at 1/4 to 3/8 lb active ingredient (such as 1/2-3/4 pint of a 4 lb/gal product, 1/3-1/2 pint of a 6 lb/gal product). Surfactant may be added to the mixture at 1/2 to 1 quart per 100 gal of spray solution (0.125 to 0.25% v/v); however, adding surfactant may increase the potential for crop injury, especially at the higher phenoxy rates.

Higher rates of 2,4-D or MCPA may be used, but do not exceed the highest rate allowed by those respective labels. Read and follow all label instructions on timing, precautions, and warnings for these herbicides before using these tank mixtures.

### *With dicamba (such as "Banvel"/"Banvel" SGF/"Clarity")*

HARMONY® GT may be tank mixed with 1/16 to 1/8 lb active ingredient dicamba (such as 2-4 fluid oz "Banvel", 4-8 fluid oz "Banvel" SGF, 2-4 fluid oz "Clarity"). Use higher rates when weed infestation is heavy. Surfactant may be added to the mixture at 1/2 to 1 quart per 100 gal of spray solution (0.125 to 0.25% v/v); however, adding surfactant may increase the potential for crop injury. Refer to the specific dicamba label for application timing and restrictions. Tank mixes of HARMONY® GT plus dicamba may result in reduced control of some broadleaf weeds.

### *With 2,4-D (amine or ester) and "Banvel"/"Clarity"*

HARMONY® GT may be applied in a 3-way tank mix with formulations of dicamba and 2,4-D. Make application of HARMONY® GT plus 1/16 to 1/8 lb active ingredient dicamba (such as 2-4 fluid oz "Banvel", 4-8 fluid oz "Banvel" SGF, 2-4 fluid oz "Clarity") plus 1/4-3/8 lb active ingredient 2,4-D Ester or Amine per acre. Use higher rates when weed infestation is heavy. Surfactant may be added to the mixture at 1/2 to 1 quart per 100 gal of spray solution (0.125 to 0.25% v/v); however, adding surfactant may increase the potential for crop injury. Consult the specific 2,4-D label, dicamba label, or local recommendations for more information and restrictions. Apply this three-way combination to winter wheat and winter oat after the crop is tillering and prior to jointing (first node). In Spring Wheat (including Durum) and Spring Oat, apply after the crop is tillering and before it exceeds the 5-leaf stage. In Spring Barley, apply after the crop is tillering and before it exceeds the 4-leaf stage.

### *With Bromoxynil (such as "Buctril", or "Bronate")*

HARMONY® GT may be tank mixed with bromoxynil containing herbicides registered for use on wheat, barley, or fallow. For best results, add bromoxynil containing herbicides to the tank at 3/16 to 3/8 lb active per acre (such as "Bronate" or "Buctril" at 3/4-1 1/2 pint per acre).

Read and follow all label instructions on timing, precautions, and warnings for these herbicides before using these tank mixtures. Follow the most restrictive labeling. Tank mixes of HARMONY® GT plus "Buctril" may result in reduced control of Canada thistle.

### *With DuPont EXPRESS® Herbicide*

HARMONY® GT may be tank mixed with EXPRESS® based on local recommendations. Read and follow all label instructions on timing, precautions, and warnings for these herbicides before using this tank mixture.

### *With DuPont ALLY® Herbicide*

HARMONY® GT may be tank mixed with ALLY® based on local recommendations. Read and follow all label instructions on timing, precautions, and warnings for these herbicides before using this tank mixture.

### *With Other Herbicides*

Tank mixes of HARMONY® GT plus metribuzin may result in reduced control of wild garlic.

### *With "Assert" or "Avenge" Herbicide*

HARMONY® GT can be tank mixed with "Avenge" or "Assert". When tank mixing HARMONY® GT with "Assert", always include another broadleaf weed herbicide with a different mode of action (for example: 2,4-D ester, MCPA ester, "Buctril", or "Bronate"). Tank-mixed applications of HARMONY® GT plus "Assert" may cause temporary crop discoloration, stunting, or injury when heavy rainfall occurs shortly after application.

### *With "Hoelon"*

A tankmix of HOELON 3EC Herbicide + HARMONY® GT Herbicide can be applied for annual ryegrass (in the Pacific Northwest only), wild oat and broadleaf weed control in winter and spring wheat, and spring barley. The HOELON 3EC Herbicide rate should be 2 2/3 pints per acre with up to 0.5 ounce per acre HARMONY® GT Herbicide in spring and winter wheat.

A three-way tankmix of HOELON 3EC Herbicide + Buctril Herbicide + HARMONY® GT Herbicide can be applied for annual ryegrass (in the Pacific Northwest only), wild oat and broadleaf weed control in winter and spring wheat, and spring barley. The HOELON 3EC Herbicide rate should be 2 2/3 pints per acre with up to 0.5 ounce per acre HARMONY® GT Herbicide in winter wheat (up to 0.4 ounce per acre in spring wheat and spring barley). Buctril Herbicide should be used at 1 pint per acre.

This tank mixture should only be used under good soil moisture conditions when wild oats are in the 1 to 4 leaf stage. Reduced control of foxtail is likely when tank mixing Hoelon with HARMONY® GT Herbicide. When foxtail is the major grassy weed in the field, DO NOT tank mix HOELON 3EC Herbicide + HARMONY® GT Herbicide - Use sequential treatments. Be sure to follow all use directions, warnings and cautions on the EPA approved "Hoelon" 3EC and "Buctril" labels.

**With "Achieve"**

HARMONY® GT at 0.3-0.5 ounce per acre can be tankmixed with "Achieve" for wild oat control only. This tankmix may also include 2,4-D ester, MCPA ester, bromoxynil or bromoxynil/MCPA for greater spectrum of broadleaf control.

To minimize the reduction in wild oat control, use the higher rates of Achieve when using rates of HARMONY® GT greater than 0.3 ounce per acre.

Note: Green foxtail, yellow foxtail, Persian darnel and other grass weeds will not be controlled by this tankmix.

Read and follow all label instructions on timing, precautions, and warnings on the "Achieve" label.

**With Other Grass Control Products**

HARMONY® GT can be tankmixed with grass control products. Antagonism generally does not occur. However, DuPont recommends that you first consult your state experiment station, university, or extension agent, Agricultural dealer, or DuPont representative as to the potential for antagonism before using the mixture. If no information is available, limit the initial use of HARMONY® GT and the grass product to a small area.

**With Insecticides and Fungicides**

HARMONY® GT may be tank mixed or used sequentially with insecticides and fungicides registered for use on cereal grains.

However, under certain conditions (drought stress, cold weather, or if the crop is in the 2-4 leaf stage), tank mixes or sequential applications of HARMONY® GT with organophosphate insecticides (such as parathion, "Di-Syston") may produce temporary crop yellowing or, in severe cases, crop injury. The potential for crop injury is greatest when wide fluctuations in day/night temperatures occur just prior to or soon after application. Test these mixtures in a small area before treating large areas.

Do not apply HARMONY® GT within 60 days of crop emergence where an organophosphate insecticide (such as "Di-Syston") has been applied as an in-furrow treatment, as crop injury may result.

**Do not use HARMONY GT plus "Malathion", as crop injury will result.**

**With Liquid Nitrogen Solution Fertilizer**

Liquid nitrogen fertilizer solutions may be used as a carrier in place of water. Run a tank mix compatibility test before mixing HARMONY® GT in fertilizer solution.

HARMONY® GT must first be slurried with water and then added to liquid nitrogen solutions (e.g., 28-0-0, 32-0-0). Ensure that the agitator is running while the HARMONY® GT is added. Use of this mixture may result in temporary crop yellowing and stunting.

If using low rates of liquid nitrogen fertilizer in the spray solution (less than 50% of the spray solution volume), the addition of surfactant is necessary. Add surfactant at 1/2 pint - 1 quart per 100 gal of spray solution (0.06 -0.25% v/v) based on local recommendations.

When using high rates of liquid nitrogen fertilizer in the spray solution, adding surfactant increases the risk of crop injury. Consult your agricultural dealer, consultant, fieldsman, or DuPont representative for a specific recommendation before adding an adjuvant to these tank mixtures.

If 2,4-D or MCPA is included with HARMONY® GT and the fertilizer mixture, ester formulations tend to be more compatible (See manufacturer's label). Do not add surfactant when using HARMONY® GT in tank mix with 2,4-D ester or MCPA ester and liquid nitrogen fertilizer solutions.

Do not use low rates of liquid fertilizer as a substitute for a surfactant.

Do not use with liquid fertilizer solutions with a pH less than 3.0.

**MIXING INSTRUCTIONS**

Do not use with spray additives that alter the pH of the spray solution below pH 5.0 or above pH 9.0, as rapid product degradation can occur. Spray solutions of pH 6.0- 8.0 allow for optimum stability of HARMONY® GT.

1. Fill the tank 1/4 to 1/3 full of water.
2. While agitating, add the required amount of HARMONY® GT.
3. Continue agitation until the HARMONY® GT is fully dispersed, at least 5 minutes.
4. Once the HARMONY® GT is fully dispersed, maintain agitation and continue filling tank with water. HARMONY® GT should be thoroughly mixed with water before adding any other material.
5. As the tank is filling, add tank mix partners (if desired) then add the required volume of nonionic surfactant. Always add surfactant last.
6. If the mixture is not continuously agitated, settling will occur. If settling occurs, thoroughly re-agitate before using.
7. Apply HARMONY® GT spray mixture within 24 hours of mixing to avoid product degradation.
8. If HARMONY® GT and a tank mix partner are to be applied in multiple loads, pre-slurry the HARMONY® GT in clean water prior to adding to the tank. This will prevent the tank mix partner from interfering with the dissolution of the HARMONY® GT.

**CROP ROTATION**

Wheat, Barley, and Oat may be replanted anytime after the application of HARMONY® GT. Any other crop may be planted 45 days after the application of HARMONY® GT.

**GRAZING**

Do not graze or feed forage or hay from treated areas to livestock (harvested straw may be used for bedding and/or feed).

**SPRAY EQUIPMENT**

For specific application equipment, refer to the manufacturer's recommendations for additional information on GPA, pressure, speed, nozzle types and arrangements, nozzle heights above the target canopy, etc.

Be sure to calibrate air or ground equipment properly before application. Select a spray volume and delivery system that will ensure thorough coverage and a uniform spray pattern with minimum drift. Use higher spray volumes to obtain better coverage when crop canopy is dense. Avoid swath overlapping, and shut off spray booms while starting, turning, slowing, or stopping, to avoid injury to the crop.



Do not make applications using equipment and/or spray volumes or during weather conditions that might cause spray to drift onto nontarget sites. For additional information on spray drift refer to Spray Drift Management section of label.

Continuous agitation is required to keep HARMONY® GT in suspension.

### SPRAYER CLEANUP

The spray equipment must be cleaned before HARMONY® GT is sprayed. Follow the cleanup procedures specified on the labels of the previously applied products. If no directions are provided, follow the six steps outlined in After Spraying HARMONY® GT.

#### AT THE END OF THE DAY

It is recommended that during periods when multiple loads of HARMONY® GT herbicide are applied, at the end of each day of spraying the interior of the tank be rinsed with fresh water and then partially filled, and the boom and hoses flushed. This will prevent the buildup of dried pesticide deposits which can accumulate in the application equipment.

#### AFTER SPRAYING HARMONY® GT AND BEFORE SPRAYING CROPS

##### OTHER THAN WHEAT, BARLEY AND OAT

To avoid subsequent injury to desirable crops, thoroughly clean all mixing and spray equipment immediately following applications of HARMONY® GT as follows:

1. Drain tank; thoroughly rinse spray tanks, boom, and hoses with clean water. Loosen and physically remove any visible deposits.
2. Fill the tank with clean water and 1 gal of household ammonia\* (contains 3% active) for every 100 gal of water. Flush the hoses, boom, and nozzles with the cleaning solution. Then add more water to completely fill the tank. Circulate the cleaning solution through the tank and hoses for at least 15 min. Flush the hoses, boom, and nozzles again with the cleaning solution, and then drain the tank.
3. Remove the nozzles and screens and clean separately in a bucket containing cleaning agent and water.
4. Repeat step 2.
5. Rinse the tank, boom, and hoses with clean water.
6. If only Ammonia is used as a cleaner, the rinsate solution may be applied back to the crop(s) recommended on this label. Do not exceed the maximum labeled use rate. If other cleaners are used, consult the cleaner label for rinsate disposal instructions. If no instructions are given, dispose of the rinsate on site or at an approved waste disposal facility.

\* Equivalent amounts of an alternate-strength ammonia solution or a DuPont-approved cleaner can be used in the cleanup procedure. Carefully read and follow the individual cleaner instructions. Consult your Ag dealer, applicator, or DuPont representative for a listing of approved cleaners.

#### Notes:

1. **CAUTION:** Do not use chlorine bleach with ammonia as dangerous gases will form. Do not clean equipment in an enclosed area.
2. Steam-cleaning aerial spray tanks is recommended prior to performing the above cleanup procedure to facilitate the removal of any caked deposits.

3. When HARMONY® GT is tank mixed with other pesticides, all cleanout procedures should be examined and the most rigorous procedure should be followed.
4. In addition to this cleanout procedure, all precleanout guidelines on subsequently applied products should be followed as per the individual labels.
5. Where routine spraying practices include shared equipment frequently being switched between applications of HARMONY® GT and applications of other pesticides to HARMONY® GT -sensitive crops during the same spray season, it is recommended that a sprayer be dedicated to HARMONY® GT to further reduce the chance of crop injury.

### SPRAY DRIFT MANAGEMENT

The interaction of many equipment and weather-related factors determines the potential for spray drift. The applicator is responsible for considering all these factors when making application decisions.

**AVOIDING SPRAY DRIFT IS THE RESPONSIBILITY OF THE APPLICATOR.**

#### IMPORTANCE OF DROPLET SIZE

The most effective way to reduce drift potential is to apply large droplets (>150 - 200 microns). The best drift management strategy is to apply the largest droplets that provide sufficient coverage and control. The presence of sensitive species nearby, the environmental conditions, and pest pressure may affect how an applicator balances drift control and coverage. APPLYING LARGER DROPLETS REDUCES DRIFT POTENTIAL, BUT WILL NOT PREVENT DRIFT IF APPLICATIONS ARE MADE IMPROPERLY OR UNDER UNFAVORABLE ENVIRONMENTAL CONDITIONS! See Wind, Temperature and Humidity, and Temperature Inversions sections of this label.

#### Controlling Droplet Size - General Techniques

- **Volume** - Use high flow rate nozzles to apply the highest practical spray volume. Nozzles with higher rated flows produce larger droplets.
- **Pressure** - Use the lower spray pressures recommended for the nozzle. Higher pressure reduces droplet size and does not improve canopy penetration. WHEN HIGHER FLOW RATES ARE NEEDED, USE A HIGHER-CAPACITY NOZZLE INSTEAD OF INCREASING PRESSURE.
- **Nozzle Type** - Use a nozzle type that is designed for the intended application. With most nozzle types, narrower spray angles produce larger droplets. Consider using low-drift nozzles.

#### Controlling Droplet Size - Aircraft

- **Number of Nozzles** - Use the minimum number of nozzles with the highest flow rate that provide uniform coverage.
- **Nozzle Orientation** - Orienting nozzles so that the spray is emitted backwards, parallel to the airstream will produce larger droplets than other orientations.
- **Nozzle Type** - Solid stream nozzles (such as disc and core with swirl plate removed) oriented straight back produce larger droplets than other nozzle types.
- **Boom Length** - The boom length should not exceed 3/4 of the wing or rotor length - longer booms increase drift potential.
- **Application Height** - Application more than 10 ft above the canopy increases the potential for spray drift.

**BOOM HEIGHT**

Setting the boom at the lowest referenced height (if specified) which provides uniform coverage reduces the exposure of droplets to evaporation and wind. For ground equipment, the boom should remain level with the crop and have minimal bounce.

**WIND**

Drift potential increases at wind speeds of less than 3 mph (due to inversion potential) or more than 10 mph. However, many factors, including droplet size and equipment type determine drift potential at any given wind speed. **AVOID GUSTY AND WINDLESS CONDITIONS.**

**Note:** Local terrain can influence wind patterns. Every applicator should be familiar with local wind patterns and how they affect spray drift.

**TEMPERATURE AND HUMIDITY**

When making applications in hot and dry conditions, set up equipment to produce larger droplets to reduce effects of evaporation.

**TEMPERATURE INVERSIONS**

Drift potential is high during a temperature inversion. Temperature inversions restrict vertical air mixing, which causes small suspended droplets to remain close to the ground and move laterally in a concentrated cloud. Temperature inversions are characterized by increasing temperature with altitude and are common on nights with limited cloud cover and light to no wind. They begin to form as the sun sets and often continue into the morning. Their presence can be indicated by ground fog; however, if fog is not present, inversions can also be identified by the movement of smoke from a ground source or an aircraft smoke generator. Smoke that layers and moves laterally in a concentrated cloud (under low wind conditions) indicates an inversion, while smoke that moves upward and rapidly dissipates indicates good vertical air mixing.

**SHIELDED SPRAYERS**

Shielding the boom or individual nozzles can reduce the effects of wind. However, it is the responsibility of the applicator to verify that the shields are preventing drift and not interfering with uniform deposition of the product.

**AIR ASSISTED (AIR BLAST) FIELD CROP SPRAYERS**

Air assisted field crop sprayers carry droplets to the target via a downward directed air stream. Some may reduce the potential for drift, but if a sprayer is unsuitable for the application and/or set up improperly, high drift potential can result. It is the responsibility of the applicator to determine that a sprayer is suitable for the intended application, is configured properly, and that drift is not occurring.

**Note:** Air assisted field sprayers can affect product performance by affecting spray coverage and canopy penetration. Consult the spray equipment section of this label to determine if use of an air assist sprayer is recommended.

**RESISTANCE**

Biotypes of certain weeds listed on this label are resistant to HARMONY® GT and other herbicides with the same mode of action\*, even at exaggerated application rates. Biotypes are naturally occurring individuals of a species that are identical in appearance but have slightly different genetic compositions; the mode of action of an herbicide is the chemical interaction that interrupts a biological process necessary for plant growth and development.

If weed control is unsatisfactory, it may be necessary to retreat problem areas using a product with a different mode of action.

If resistant weed biotypes such as kochia, prickly lettuce, and Russian thistle are suspected or known to be present use a tankmix partner with HARMONY® GT to help control these biotypes, or use a planned herbicide rotation program where other residual broadleaf herbicides having different modes of action are used.

To better manage weed resistance when using HARMONY® GT, use a combination of tillage, and tank-mix partners or sequential herbicide applications that have a different mode of action than HARMONY® GT to control escaped weeds. Do not let weed escapes go to seed.

Consult your agricultural dealer, consultant, applicator, and/or appropriate state agricultural extension service representative for specific alternative herbicide recommendations available in your area.

It is advisable to keep accurate records of pesticides applied to individual fields to help obtain information on the spread and dispersal of resistant biotypes.

- Naturally occurring weed biotypes that are resistant to "Amber" Herbicide, DuPont ALLY® Herbicide, DuPont GLEAN® FC Herbicide, DuPont EXPRESS® Herbicide, or DuPont HARMONY® EXTRA Herbicide will also be resistant to HARMONY® GT.

**INTEGRATED PEST MANAGEMENT**

DuPont recommends the use of Integrated Pest Management (IPM) programs to control pests. This product may be used as part of an Integrated Pest Management (IPM) program can include biological, cultural, and genetic practices aimed at preventing economic pest damage. Application of this product should be based on IPM principles and practices including field scouting or other detection methods, correct target pest identification, population monitoring, and treating when target pest populations reach locally determined action thresholds. Consult your state cooperative extension service, professional consultants or other qualified authorities to determine appropriate action treatment threshold levels for treating specific pest/crop systems in your area.

### PRECAUTIONS

- Injury to or loss of desirable trees or vegetation may result from failure to observe the following:
  - Do not apply, drain or flush equipment on or near desirable trees or other plants or on areas where their roots may extend, or in locations where the chemical may be washed or moved into contact with their roots.
  - Do not use on lawns, walks, driveways, tennis courts, or similar areas. Prevent drift of spray to desirable plants
- Injury to or loss of adjacent sensitive crops and vegetation may result from failure to observe the following:
  - Take all necessary precautions to avoid all direct or indirect contact (such as spray drift) with non-target plants or areas.
  - Carefully observe all sprayer cleanup instructions both prior to and after using this product, as spray tank residue may damage crops other than wheat, barley or oat.
- Wheat and barley varieties may differ in their response to various herbicides. DuPont recommends that you first consult your state experiment station, university, or extension agent as to sensitivity to any herbicide. If no information is available, limit the initial use of HARMONY® GT to a small area.
- Do not apply to wheat or barley that is stressed by severe winter, drought (including low levels of subsoil moisture), water-saturated soil, disease or insect damage as crop injury may result. Under certain conditions such as prolonged cool weather (daily high temperature less than 50 Deg.F.) or wide fluctuations in day/night temperatures just prior to, during or soon after treatment, temporary yellowing and/or crop stunting may occur. Risk of injury is greatest when crop is in the 2 to 5-leaf stage.
- Do not apply to wheat or barley crops underseeded with another crop.
- For ground applications applied to weeds when dry, dusty field conditions exist, control of weeds in wheel track areas may be reduced.

### STORAGE AND DISPOSAL

**STORAGE:** Store product in original container only, away from other pesticides, fertilizer, food or feed.

**PRODUCT DISPOSAL:** Do not contaminate water, food or feed by storage or disposal. Waste resulting from the use of this product may be disposed of on site or at an approved waste disposal facility.

**CONTAINER DISPOSAL:** Triple-rinse (or equivalent). Then offer for recycling or reconditioning, or puncture and dispose of in a sanitary landfill, or incineration, or, if allowed by state and local authorities, by burning. If burned, stay out of smoke.

**NOTICE TO BUYER:** Purchase of this material does not confer any rights under patents of countries outside of the United States.

Registered trademarks of:

- [1] BASF Corporation.
- [2] Rhone - Poulenc Ag Company.
- [3] Novartis.
- [4] Delavan Corporation.
- [5] AgrEvo USA Company.
- [6] American Cyanamid Company.
- [7] Monsanto.
- [8] Bayer Corporation.
- [9] United Ag Products.
- [10] Zeneca Ag Products

D-667 021999

**LIMITATION OF WARRANTY AND LIABILITY**

**NOTICE:** Read This Limitation of Warranty and Liability Before Buying or Using This Product. If the Terms Are Not Acceptable, Return the Product at Once, Unopened, and the Purchase Price Will Be Refunded.

It is impossible to eliminate all risks associated with the use of this product. Such risks arise from weather conditions, soil factors, off target movement, unconventional farming techniques, presence of other materials, the manner of use or application, or other unknown factors, all of which are beyond the control of DuPont. These risks can cause: ineffectiveness of the product; crop injury, or; injury to non-target crops or plants.

DuPont does not agree to be an insurer of these risks. **WHEN YOU BUY OR USE THIS PRODUCT, YOU AGREE TO ACCEPT THESE RISKS.**

DuPont warrants that this product conforms to the chemical description on the label thereof and is reasonably fit for the purpose stated in the Directions for Use, subject to the inherent risks described above, when used in accordance with the Directions for Use under normal conditions.

DUPONT MAKES NO OTHER EXPRESS OR IMPLIED WARRANTY OF FITNESS OR OF MERCHANTABILITY OR ANY OTHER EXPRESS OR IMPLIED WARRANTY.

IN NO EVENT SHALL DUPONT OR SELLER BE LIABLE FOR ANY INCIDENTAL, CONSEQUENTIAL OR SPECIAL DAMAGES RESULTING FROM THE USE OR HANDLING OF THIS PRODUCT. BUYER'S OR USER'S BARGAINED-FOR EXPECTATION IS CROP PROTECTION. THE EXCLUSIVE REMEDY OF THE USER OR BUYER AND THE EXCLUSIVE LIABILITY OF DUPONT OR SELLER, FOR ANY AND ALL CLAIMS, LOSSES, INJURIES OR DAMAGES (INCLUDING CLAIMS BASED ON BREACH OF WARRANTY OR CONTRACT, NEGLIGENCE, TORT OR STRICT LIABILITY), WHETHER FROM FAILURE TO PERFORM OR INJURY TO CROPS OR OTHER PLANTS, AND RESULTING FROM THE USE OR HANDLING OF THIS PRODUCT, SHALL BE THE RETURN OF THE PURCHASE PRICE OF THE PRODUCT, OR AT THE ELECTION OF DUPONT OR SELLER, THE REPLACEMENT OF THE PRODUCT.

DuPont or its Ag Retailer must have prompt notice of any claim so that an immediate inspection of buyer's or user's growing crops can be made. Buyer and all users shall promptly notify DuPont or a DuPont Ag Retailer of any claims, whether based on contract, negligence, strict liability, other tort or otherwise or be barred from any remedy.

This Limitation of Warranty and Liability may not be amended by any oral or written agreement.


For product information call 1-888-6-DUPONT

© 1999 E. I. du Pont de Nemours and Company, Agricultural Products, Wilmington, Delaware 19898

20714



DuPont Agricultural Products



DUPONT SMALL GRAIN HERBICIDE PLUS STARANE<sup>1</sup> + SALVO<sup>2</sup> HERBICIDES

"..... A Growing Partnership With Nature"

DuPONT SMALL GRAIN HERBICIDE HARMONY® GT HERBICIDE

Reg. No. 352-446

PLUS STARANE\* + SALVO\* HERBICIDES

Pont small grain herbicide, HARMONY® GT, can be tank mixed with Starane\* + Salvo\* herbicides for improved control of broadleaf weeds in wheat, barley, oat, and fallow.

For any requirements specific to your State or Tribe, consult the agency responsible for pesticide regulation.

DIRECTIONS FOR USE

For improved control of Kochia (2-4" tall), Russian thistle, mustard species, and wild buckwheat DuPont small grain herbicide (HARMONY® GT) may be tank mixed with 2/3 to 2 2/3 pints per acre of Starane\* + Salvo\*. Refer to the DuPont herbicide label, and the Starane\* + Salvo\* label for information regarding use restrictions, labeled crops, rotational cropping recommendations, sprayer cleanup, use precautions and other information. The most restrictive provisions on either label will apply. Do not use the tank mix if any restrictions on the Starane\* + Salvo\* label conflict with recommendations on the DuPont herbicide label.

Other suitable registered herbicides, fungicides, and insecticides registered for use on small grains or fallow may be tank mixed or used sequentially with this mixture. Read and follow all manufacturer's label recommendations for the companion herbicide. The most restrictive provisions on either label will apply.

It is a violation of federal law to use this product in a manner inconsistent with its labeling.

IMPORTANT

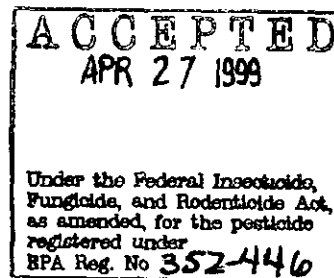
BEFORE USING A DUPONT SMALL GRAIN HERBICIDE, READ AND FOLLOW ALL APPLICABLE DIRECTIONS, RESTRICTIONS AND PRECAUTIONS ON THE EPA-REGISTERED LABEL.

This bulletin contains new or supplemental instructions for the use of this product which does not appear on the EPA-registered package label. Follow these instructions carefully. This labeling must be in the possession of the user at the time of application.

<sup>1</sup> Starane is a trademark of Dow AgroSciences LLC

<sup>2</sup> Salvo is a trademark of Platte Chemical Co.

D-112498



For product information call 1-888-6-DUPONT

© 1999 E. I. du Pont de Nemours and Company, Agricultural Products, Wilmington, Delaware 19898



**DuPont Agricultural  
Products**

"..... A Growing Partnership With Nature"



SUPPLEMENTAL LABELING <sup>130714</sup>

**DUPONT SMALL GRAIN  
HERBICIDE PLUS  
STARANE<sup>1</sup> + SWORD<sup>2</sup>  
HERBICIDES**

**DuPONT SMALL GRAIN HERBICIDE  
HARMONY® GT HERBICIDE**

Reg. No. 352-446

**PLUS STARANE\* + SWORD\* HERBICIDES**

Pont small grain herbicide, HARMONY® GT, can be tank mixed with Starane\* + Sword\* herbicides for improved control of broadleaf weeds in wheat, barley, oat, and fallow.

For any requirements specific to your State or Tribe, consult the agency responsible for pesticide regulation.

**DIRECTIONS FOR USE**

For improved control of Kochia (2-4" tall), Russian thistle, mustard species, and wild buckwheat DuPont small grain herbicide (HARMONY® GT) may be tank mixed with 3/4 to 2 3/4 pints per acre of Starane\* + Sword\*. Refer to the DuPont herbicide label, and the Starane\* + Sword\* label for information regarding use restrictions, labeled crops, rotational cropping recommendations, sprayer cleanup, use precautions and other information. The most restrictive provisions on either label will apply. Do not use the tank mix if any restrictions on the Starane\* + Sword\* label conflict with recommendations on the DuPont herbicide label.

Other suitable registered herbicides, fungicides, and insecticides registered for use on small grains or fallow may be tank mixed or used sequentially with this mixture. Read and follow all manufacturer's label recommendations for the companion herbicide. The most restrictive provisions on either label will apply.

It is a violation of federal law to use this product in a manner inconsistent with its labeling.

**IMPORTANT**

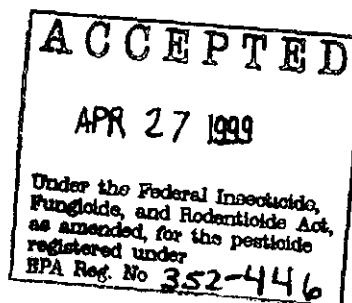
**BEFORE USING A DUPONT SMALL GRAIN HERBICIDE, READ AND FOLLOW ALL APPLICABLE DIRECTIONS, RESTRICTIONS AND PRECAUTIONS ON THE EPA-REGISTERED LABEL.**

This bulletin contains new or supplemental instructions for the use of this product which does not appear on the EPA-registered package label. Follow these instructions carefully. This labeling must be in the possession of the user at the time of application.

<sup>1</sup> Starane is a trademark of Dow AgroSciences LLC

<sup>2</sup> Sword is a trademark of Platte Chemical Co.

D-112498




For product information call 1-888-6-DUPONT

© 1999 E. I. du Pont de Nemours and Company, Agricultural Products, Wilmington, Delaware 19898

14 of 14



DuPont Agricultural Products



DUPONT SMALL GRAIN HERBICIDE PLUS STARANE<sup>1</sup> HERBICIDE

"..... A Growing Partnership With Nature"

DuPONT SMALL GRAIN HERBICIDE HARMONY® GT HERBICIDE

Reg. No. 352-446

PLUS STARANE\* HERBICIDE

DuPont small grain herbicide, HARMONY® GT, can be tank mixed with Starane\* herbicide for improved control of broadleaf weeds in wheat, barley, oat, and fallow.

For any requirements specific to your State or Tribe, consult the agency responsible for pesticide regulation.

DIRECTIONS FOR USE

For improved control of Kochia (2-4" tall), Russian thistle, mustard species, and wild buckwheat DuPont small grain herbicide (HARMONY® GT) may be tank mixed with 1/3 to 1 1/3 pints per acre of Starane\*. Refer to the DuPont herbicide label, and the Starane\* label for information regarding use restrictions, labeled crops, rotational cropping recommendations, sprayer cleanup, use precautions and other information. The most restrictive provisions on either label will apply. Do not use the tank mix if any restrictions on the Starane\* label conflict with recommendations on the DuPont herbicide label.

Other suitable registered herbicides, fungicides, and insecticides registered for use on small grains or fallow may be tank mixed or used sequentially with this mixture. Read and follow all manufacturer's label recommendations for the companion herbicide. The most restrictive provisions on either label will apply.

It is a violation of federal law to use this product in a manner inconsistent with its labeling.

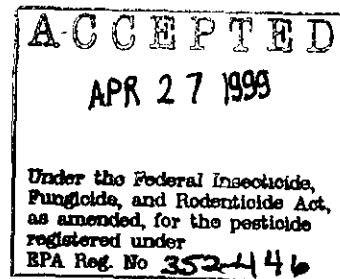
IMPORTANT

BEFORE USING A DUPONT SMALL GRAIN HERBICIDE, READ AND FOLLOW ALL APPLICABLE DIRECTIONS, RESTRICTIONS AND PRECAUTIONS ON THE EPA-REGISTERED LABEL.

This bulletin contains new or supplemental instructions for the use of this product which does not appear on the EPA-registered package label. Follow these instructions carefully. This labeling must be in the possession of the user at the time of application.

<sup>1</sup> Starane is a trademark of Dow AgroSciences LLC

D-120998



For product information call 1-888-6-DUPONT

© 1999 E. I. du Pont de Nemours and Company, Agricultural Products, Wilmington, Delaware 19898