

PM 25

352-447

2/2/99

10/16


Accepted Stamp is on page 3 of 14

H-



Canopy[®]

herbicide



"..... A Growing Partnership With Nature"

"CANOPY" HIGHLIGHTS

- CANOPY provides selective preemergence weed control in soybeans.
- CANOPY has a flexible rate range. See Rate.
- CANOPY may be tank mixed with ASSURE II, or other products for increased weed control.
- CANOPY may be applied as a burndown for control of early emerged weeds.
- Include a spray additive recommended in the burndown section of this label. See Spray Adjuvants for Soybeans.
- CANOPY may be applied by ground (broadcast or band) or by air.
- For ground application, apply in a minimum of 10 gal water per acre using flat fan nozzles (25-40 psi) or hollow cone nozzles (40-60 psi). See Application Equipment.
- Certain crop rotation and pH restrictions apply. See Rotational Crop Guidelines and Soils Where CANOPY May Be Used sections.
- Consult label text for complete instructions. Always read and follow label directions for use.

Table of Contents

Precautionary Statements 1

Directions for Use 2

General Information 2

Biological Activity 2

Weeds Controlled - Preemerge : All States 2

Application Methods - All States 3

Conservation Tillage:

Early Pre-plant, No-till, Minimum Till, or Stale Seedbed 3

Preplant Incorporated 3

Preemergence 3

Sequential Applications 3

Canopy + Assure II tankmixes: All States 4

Midwest States - Specific Use Directions 4

Early Pre-plant, Pre-plant Incorporated, Preemergence 4

Pre-plant Burndown of broadleaf weeds and annual grasses 4

Canopy Reduced Rate tankmixes with Lexone or Sencor and Lorox 5

Sequential Applications with Dupont Postemergence herbicides 5

Midwest States - Rotational Crop Guidelines 1 6

Southern States - Specific Use Directions 6

Early Pre-plant, Preplant Incorporated, Preemergence 6

Postemergence Burndown in Stale Seedbed Production 7

Sequential Applications with Dupont Post herbicides 7

Southern States - Rotational Crop Guidelines 2 7

Application Information - All States 8

Spray Tank Preparation 8

Equipment/Spray Volumes 8

Ground Application 8

Aerial Application 8

Mixing Instructions 8

Sprayer Cleanup 9

The Importance of Soil pH 9


Spray Drift Management 9

Resistance Management 10

Important Precautions 10

Storage and Disposal 11

Notice of Warranty 11



Canopy®

herbicide

Dispersible Granules

Active Ingredients	By Weight
Metribuzin	75.0%
4-Amino-6-(1,1-dimethylethyl)-3-(methylthio)-1,2,4-triazin-5(4H)-one	64.3%
Chlorimuron Ethyl	
Ethyl 2-[[[(4-chloro-6-methoxypyrimidin-2-yl)amino]carbonyl]amino]sulfonyl]benzoate	10.7%
Inert Ingredients	25.0%
TOTAL	100.0%

ACCEPTED

FEB - 2 1999

Under the Federal Insecticide, Fungicide, and Rodenticide Act, as amended, for the pesticide registered under EPA Reg. No. **352-444**

EPA Reg. No. 352-444

KEEP OUT OF REACH OF CHILDREN

CAUTION

STATEMENT OF PRACTICAL TREATMENT

IF IN EYES: Flush eyes with plenty of water. Call a physician if irritation persists.

IF SWALLOWED: Call a physician or Poison Control Center. Drink 1 or 2 glasses of water and induce vomiting by touching back of throat with finger. Do not induce vomiting or give anything by mouth to an unconscious person.

For medical emergencies involving this product, call toll free 1-800-441-3637.

PRECAUTIONARY STATEMENTS HAZARDS TO HUMANS AND DOMESTIC ANIMALS

CAUTION ! HARMFUL IF SWALLOWED. CAUSES MODERATE EYE INJURY.

Avoid breathing dust or spray mist. Avoid contact with skin, eyes and clothing.

In case of contact with eyes, immediately flush with plenty of water. Get medical attention if irritation persists.

(continued in next column)

PERSONAL PROTECTIVE EQUIPMENT

Applicators and other handlers must wear:

- Long-sleeved shirt and long pants.
- Waterproof gloves.
- Shoes plus socks.

Follow manufacturer's instructions for cleaning/maintaining PPE. If no such instructions for washables, use detergent and hot water. Keep and wash PPE separately from other laundry.

ENGINEERING CONTROL STATEMENTS

When handlers use closed systems, enclosed cabs, or aircraft in a manner that meets the requirements listed in the Worker Protection Standard (WPS) for agricultural pesticides [40 CFR part 170.240 (d)(4-6)], the handler PPE requirements may be reduced or modified as specified in the WPS.

USER SAFETY RECOMMENDATIONS

USERS SHOULD: Wash hands before eating, drinking, chewing gum, using tobacco or using the toilet.

ENVIRONMENTAL HAZARDS

Do not apply directly to water, or to areas where surface water is present, or to intertidal areas below the mean high water mark. Do not contaminate water when disposing of equipment washwaters.

IMPORTANT

Injury to or loss of desirable trees or vegetation may result from failure to observe the following: Do not apply or drain or flush equipment on or near desirable trees or other plants, or on areas where their roots may extend, or in locations where the chemical may be washed or moved into contact with their roots. Do not use on lawns, walks, driveways, tennis courts or similar areas. Prevent drift of spray to desirable plants. Do not contaminate any body of water. Keep from contact with fertilizers, insecticides, fungicides and seeds during storage.

Prior to using Canopy herbicide, consideration should be given to crop rotation plans. Crops other than soybeans may be extremely sensitive to low concentrations of CANOPY remaining in the soil the next planting season. Choice of rotation crop is restricted following application of CANOPY. (See "ROTATIONAL CROP GUIDELINES" for your geographical region.)

Thoroughly clean CANOPY from application equipment immediately after use and prior to spraying crops other than soybeans. Failure to remove even small amounts of CANOPY from application equipment may result in injury to subsequently sprayed crops.

Metribuzin is a chemical which can travel (seep or leach) through soil and can contaminate groundwater which may be used as drinking water. Metribuzin has been found in groundwater as a result of agricultural use. Users are advised not to apply metribuzin where the water table (groundwater) is close to the surface and where the soils are very permeable, i.e., well drained soils such as loamy sands. Your local agricultural agencies can provide further information on the type of soil in your area and the location of groundwater.

DIRECTIONS FOR USE

It is a violation of federal law to use this product in a manner inconsistent with its labeling.

Do not apply this product in a way that will contact workers or other persons, either directly or through drift. Only protected handlers may be in the area during application. For any requirements specific to your State or Tribe, consult the agency responsible for pesticide regulation.

AGRICULTURAL USE REQUIREMENTS

Use this product only in accordance with its labeling and with the Worker Protection Standard, 40 CFR part 170. This Standard contains requirements for the protection of agricultural workers on farms, forests, nurseries, and greenhouses, and handlers of agricultural pesticides. It contains requirements for training, decontamination, notification, and emergency assistance. It also contains specific instructions and exceptions pertaining to the statements on this label about personal protective equipment (PPE) and restricted-entry interval. The requirements in this box only apply to uses of this product that are covered by the Worker Protection Standard.

Do not enter or allow worker entry into treated areas during the restricted entry interval (REI) of 12 hours.

PPE required for early entry to treated areas that is permitted under the Worker Protection Standard and that involves contact with anything that has been treated, such as plants, soil, or water, is:

- Coveralls.
- Waterproof gloves.
- Shoes plus socks.

FOR USE ON SOYBEANS ONLY

Do not apply this product through any type of irrigation system.

Do not graze treated fields or harvest for forage or hay.

Single Application: Do not apply a full rate of CANOPY more than once per soybean cropping cycle.

Split Application: Two applications totaling the fully labeled CANOPY rate may be made per soybean cropping cycle. Do not exceed the full labeled rate for the geography.

GENERAL INFORMATION

DuPont CANOPY Herbicide is a dispersible granule formulation to be mixed with water and sprayed for selective preemergence and preplant incorporated weed control in soybeans. When applied according to the instructions on this label, it will control many broadleaf weeds and provide partial control of nutsedge and annual grasses.

Preemergence and preplant incorporated applications of CANOPY require rainfall or sprinkler irrigation to activate the herbicide. Degree of control and duration of effect depend on: rate used, weed spectrum, growing conditions at and following time of treatment, soil pH, texture, organic matter, moisture and precipitation.

*This label contains specific use directions for two distinct geographical use areas for CANOPY. The **Midwest States** and the **Southern States** and are defined under APPLICATION METHODS. This label also contains general use information which is applicable to all CANOPY use geography.*

BIOLOGICAL ACTIVITY

CANOPY rapidly inhibits the growth of susceptible weeds. Following application of preplant incorporation or preemergence treatment, susceptible weeds may germinate and emerge, but growth then ceases and leaves become yellow 3-5 days after emergence. Death of leaf tissue and growing point will follow in some species while others will remain green but stunted and noncompetitive. CANOPY provides partial control of some annual grasses when used preplant or preemergence but other products may be needed to ensure adequate grass control.

WEEDS CONTROLLED

- PREEMERGE: ALL STATES

When used as directed CANOPY will provide control of the following weeds:

- | | |
|------------------------|------------------------|
| *Cocklebur | Pigweed |
| Florida beggarweed | Palmer |
| Hemp sesbania | Redroot |
| Hophornbeam copperleaf | Smooth |
| Jimsonweed | Spiny amaranth |
| Lambsquarters | Poinsettia (wild) |
| Mustard, wild | Prickly sida (teaweed) |
| *Morningglory | Purslane, common |
| Annual | Ragweed, common |
| Ivyleaf | *Ragweed, giant |
| Entireleaf | *Sicklepod |
| Pitted | Smartweed (annual) |
| Smallflower | Spotted spurge |
| Tall | Sunflower |
| | Velvetleaf |

* Large-seeded weeds, germinating deep in the soil such as morningglory, sicklepod, cocklebur and giant ragweed or other weeds which may emerge at various times during the growing season may require a cultivation or an application of DuPont Classic® Herbicide for season-long control.

When used as directed CANOPY will provide partial control of the following weeds:

Barnyardgrass	Johnsongrass, seedling
Yellow nutsedge	Mexicanweed
Purple nutsedge	Burcucumber
Crabgrass	Panicum, Texas and fall
Foxtail, species	Signalgrass, broadleaf

NOTE: Consult Lasso[®], Dual[®], Frontier[®], Prowl[®], Treflan[®], Sonalan[®], or Command[®] labels for additional weeds controlled when CANOPY is used in conjunction with these herbicides.

APPLICATION METHODS - ALL STATES

Do not apply CANOPY after the soybean crop has emerged or severe injury or death of the crop will occur.

CANOPY may be applied by any of the methods listed below. These methods apply to both geographical use areas, the Midwest States and the Southern States.

Midwest States : Iowa, Illinois, Indiana, Kansas, Michigan, Missouri, Nebraska, Ohio, Oklahoma, and Pennsylvania.

Southern States : Alabama, Arkansas, Delaware, Florida, Georgia, Kentucky, Louisiana, Maryland, Mississippi, Missouri botheel, New Jersey, North Carolina, South Carolina, Tennessee, Texas, Virginia, and West Virginia.

RAINFALL ACTIVATION FOR PREEMERGENCE ACTIVITY

Best results are obtained if CANOPY is applied to moist soil and followed by rainfall or irrigation (~1") before weeds germinate. Several small rainfalls of less than 1/4" each are not as beneficial as one large rainfall of 1/2-1". On dry soil, more moisture is required for activation (1-2") before weed emergence. If moisture is insufficient to activate the herbicide, a rotary hoeing or shallow cultivation should be made after emergence of the crop while weeds are small enough to be controlled by mechanical means.

CONSERVATION TILLAGE: EARLY PRE-PLANT IN NO-TILL, MINIMUM TILL, OR STALE SEEDBED

CANOPY applied Early Pre-plant (preemergence to the soybeans but after the emergence of broadleaf weeds and small annual grasses) will provide burndown of many existing weeds as well as normal preemergence broadleaf weed control. **When used for burndown, CANOPY is rainfast after one hour.**

For specific burndown claims, adjuvant recommendations, CANOPY use rates and other tankmixes, see:

- Midwest Section - Pre-plant Burndown Directions and **Rate Table 1 or 2**
- Southern Section- Burndown Directions and **Rate Table 4 or 5**

PREPLANT INCORPORATED

Uniformly incorporate CANOPY or CANOPY tankmixes no deeper than the top 1-2" of soil prior to planting soybeans. Use equipment suited to proper incorporation into the top 1-2 inches of soil, e.g.: Do-all, field cultivator, or rotterra. CANOPY can be tank mixed with "Command" and applied preplant incorporated. Refer to the "Command" label for specific use instructions. If tank-mixed with a grass herbicide such as a Dinitroaniline (DNA) like "Treflan", "Sonalan", or "Prowl" or an acetanilide such as "Dual", "Frontier", or "Lasso", follow label instructions for proper incorporation of the grass herbicide into the top 1 to 2" of soil. Improper soil incorporation can result in erratic weed control or crop injury. If soil is dry, rainfall (~1") is required to activate preplant incorporated herbicides such as CANOPY before weed emergence.

For Preplant Incorporated CANOPY use rates, see:

- Midwest Section - **Rate Tables 1 or 2**
- Southern Section - **Rate Tables 4 or 5**

PREEMERGENCE

CANOPY can be applied preemergence in combination with such herbicides as "Lasso," "Dual," "Frontier", "Prowl" or following the use of a preplant incorporated grass herbicide such as "Treflan" or "Sonalan". Consult labels for rates and use instructions.

For CANOPY Preemergence use rates, see

- Midwest Section - **Rate Tables 1 & 2**
- Southern Section - **Rate Tables 4 & 5**

SEQUENTIAL APPLICATIONS - "CANOPY" FOLLOWED BY AN APPLICATION OF HERBICIDES SUCH AS, "CLASSIC", "SYNCHRONY STS", OR "PINNACLE"

CANOPY may be applied Early Pre-plant, Pre-plant Incorporated, or Preemergence and then followed as needed with a Postemergence application of CLASSIC, SYNCHRONY STS, or PINNACLE. Refer to these product labels for weed claims, directions for use, and restrictions.

For rates of CANOPY followed by CLASSIC, SYNCHRONY STS, or PINNACLE, see:

- Midwest Section - **Rate Table 3**
- Southern Section - **Rate Table 5**

"CANOPY" + "ASSURE II" TANKMIXES FOR EARLY PRE-PLANT BURNDOWN OF GRASSES IN SOYBEANS - ALL MIDWESTERN AND SOUTHERN STATES

CANOPY may be tankmixed with DuPont Assure[®] II herbicide or ASSURE II + 2,4-D LVE to provide early pre-plant burndown control of small foxtails, fall panicum, barnyardgrass, volunteer corn, shattercane, and wild proso millet.

For grass up to 3" in height, use 2.5 oz ASSURE II

For grass >3" up to 5" in height, use 5 oz ASSURE II

Timing of Applications

- CANOPY + ASSURE II tankmix may be applied
 - in **Midwest states**, from 45 days before planting up to just before soybean emergence
 - in **Southern states**, from 30 days before planting up to just before soybean emergence
- CANOPY + ASSURE II + 2,4-D LVE tankmix may be applied
 - in **all states**, at least 7 days before planting, but no later than 30 days before planting, depending on the rate of 2,4-D LVE used

Consult the 2,4-D label for the appropriate Pre-plant interval based on the rate used.

To apply CANOPY + ASSURE II tankmixes:

- use flat fan nozzles only
- must include a petroleum based crop oil concentrate at a rate of 1 gallon per 100 gallons of spray solution (1% v/v)
- an ammonium nitrogen fertilizer may be added but is not required for performance

MIDWEST STATES

- SPECIFIC USE DIRECTIONS

• CANOPY may be applied at planting or up to 45 days before planting except as specified on other DuPont supplemental labeling.

- CANOPY may be used in the following Midwest States : Indiana, Illinois, Iowa, Kansas, Michigan, Missouri (except bootheel), Nebraska (fields South of Route 30 and East of Route 281), Ohio, Oklahoma, and Pennsylvania.

Giving careful consideration to soil type, soil pH, organic matter, rotational crop intervals, geographic location, and weed pressure, select a rate of CANOPY from Rate Table 1. Apply CANOPY Early Preplant, Preplant Incorporated, or Preemergence, in Conservation or Conventional Tillage, as directed in the Application Methods Section of this label.

• Do not apply to soil with a composite pH greater than pH 6.8, except as specified on this or other DuPont supplemental labeling.

CANOPY may be used on fields which are composite pH 6.8 or less, but which may contain isolated areas where the pH exceeds 6.8. To minimize carryover risk in these areas, plant soybeans or a DuPont recommended chlorimuron ethyl resistant corn hybrid as a follow-up crop. Use of CANOPY on soils which exceed composite pH 6.8 may result in

unacceptable injury to the following crop.

RATE TABLE 1

Early Pre-plant, Early Pre-plant Burndown, Pre-plant Incorporated, Preemergence:

Conservation or Conventional Tillage

CANOPY rates for the Midwest States :

IA, IL, IN, KS, MI, MO, NE, OH, OK, PA

Soil Texture	Broadcast Rate (Ounces per Acre)
	1/2 - 4% Organic Matter
Coarse:	
Loamy sand, Sandy Loam	4 - 5
Medium:	
Loam, Silt Loam, Silt, Sandy Clay Loam	5 - 6
Fine:	
Silty clay loam, Clay Loam, Clay	5 - 7

FOR SEASON-LONG GRASS CONTROL - MIDWEST STATES

CANOPY may not provide season-long preemergence control of grasses. For improved grass control, CANOPY may be:

- followed as needed by a postemergence grass herbicide such as ASSURE II herbicide.
- tankmixed with other grass herbicides such as "Lasso" (or other products containing the active ingredient alachlor and registered for use on soybeans), "Dual", "Prowl", "Command", "Frontier", Commence[®], "Treflan" (or other products containing the active ingredient trifluralin and registered for use on soybeans), or "Sonalan".

Refer to the label of the tankmix partner or the post grass herbicide for specific information regarding use, rates, pre-plant intervals, application timing, grasses controlled, precautions, restrictions and other information. Follow the product label with the most restrictive labeling when using CANOPY in combination with other herbicides.

PRE-PLANT BURNDOWN OF BROADLEAF WEEDS AND ANNUAL GRASSES - MIDWEST STATES

In addition to providing season-long preemergence control of certain broadleaf weeds and partial control of other broadleaf weeds and annual grasses, CANOPY will provide burndown control of the following broadleaf weeds up to 3" and annual grasses up to 2".

Annual grasses	Mustard, wild
Chickweed	Pennycress
Dandelion	Pigweeds
Garlic, wild	Ragweed, common
Henbit	Ragweed, giant
Lambsquarters*	Shepherd's-purse
Lettuce, prickly	Smartweeds, annual
Marestail	

* Except triazine-resistant Lambsquarters

For Burndown control, pick the appropriate rate from **Rate Table 1** and apply with

- crop oil concentrate at 1% v/v (1 gallon per 100 gallons of spray mix), and
- use flat fan nozzles and a minimum of 20 gallons of water per acre.

For burndown of larger annual grasses or broadleaf weeds exceeding 2-3", or for burndown of weeds not listed above, CANOPY may be tankmixed with :

- ASSURE II
- ASSURE II + 2,4-D (LVE)
- Roundup⁴ Ultra
- Touchdown⁷
- Bronco¹
- Gramoxone Extra⁷
- 2,4-D (LVE)

To select the proper tankmix product, identify the weeds which need to be controlled and consult the product labels to determine which product is needed. Consult the companion tankmix herbicide label for use instructions, rates, precautions, restrictions, and other use information. For CANOPY tankmixes with "Roundup Ultra" or "Touchdown" substitute 0.25% NIS for the 1% COC.

2,4-D (LVE) is the isooctyl (2-ethylhexyl) ester of 2,4-Dichlorophenoxyacetic acid. This product is sold under a variety of trade names. It has a minimum preplant interval of 7-30 days based on the rate used. Consult the label of the product used for specific information on this interval.

"CANOPY" TANKMIXES WITH "LEXONE" OR "SENCOR"¹⁰ AND "LOROX" - MIDWEST STATES

CANOPY may be applied at reduced rates when tankmixed with Lexone or Sencor[®] herbicide or Lorox[®] herbicide. These tankmixes will generally provide season-long preemergence weed control for the weeds listed below. When used according to the directions in the previous section for Burndown control, these tankmixes will also provide Burndown control of the weeds claimed in the previous section.

Reduced rates of CANOPY tankmixed with LEXONE or SENCOR or LOROX will generally provide season-long preemergence control of the following weeds:

- | | |
|----------------|--------------------|
| Lambsquarters | Ragweed, Common |
| Mustard, wild | Smartweeds, annual |
| Pigweeds: | Velvetleaf |
| Velvetleaf | |
| Palmer | |
| Redroot | |
| Smooth | |
| Spiny amaranth | |

CANOPY + "Lexone or Sencor" or "Lorox" tankmixes will provide partial control (suppression) preemergence of the following weeds:

- | | |
|-----------------|----------------|
| Cocklebur | Morningglories |
| Crabgrass | Entireleaf |
| Foxtail species | Ivyleaf |
| Jimsonweed | Pitted |
| | Tall |

Choose a reduced rate of CANOPY and a rate of LEXONE or SENCOR or LOROX from Rate Table 2 below.

RATE TABLE 2

Reduced Rate CANOPY Tankmixes with LEXONE or SENCOR or LOROX

For Midwest States: IA, IL, IN, KS, MI, MO, NE, OH, OK, PA

Soil Texture	Broadcast Rate (Ounces per Acre)		
	1/2 - 4% Organic Matter CANOPY + LEX/SEN or LOROX		
Coarse:			
Loamy sand, Sandy Loam	3 - 4	2 - 4	8-12
Medium or Fine:			
Loam, Silt Loam, Silt Sandy Clay Loam, Silty Clay Loam Clay Loam, Clay	3 - 4	4 - 6	8-16

SEQUENTIAL APPLICATIONS WITH POSTEMERGENCE HERBICIDES - MIDWEST STATES

CANOPY may be followed, as needed, by sequential applications of a postemergence herbicide such as, CLASSIC, SYNCHRONY STS, or PINNACLE using **Rate Table 3** below. Refer to the CLASSIC, SYNCHRONY STS, and PINNACLE labels for all claims, use directions, and restrictions associated with these products.

RATE TABLE 3

Sequential applications: CANOPY followed by a single Postemergence Application

For Midwest States: IA, IL, IN, KS, MI, MO, NE, OH, OK, PA

Broadcast (oz/a)	Sequential Post Application (oz/a)
3-5	CLASSIC up to 3/4 oz, SYNCHRONY STS ¹¹ , 1/4 oz PINNACLE ⁷
6	CLASSIC up to 2/3 oz, SYNCHRONY STS, 1/4 oz PINNACLE ⁷
7	CLASSIC up to 1/4 oz, 1/4 oz PINNACLE ⁷

ROUNDUP READY SOYBEANS:

These CANOPY use rates may be used in "Roundup Ready" soybeans, and followed by appropriate "Roundup Ultra" postemergence applications. Read and follow the Roundup Ultra label directions. Consult the Roundup Ultra label for use instructions, rates, precautions, restrictions, and other use information.

* When CLASSIC and PINNACLE are combined in a tankmix, refer to the CLASSIC label for labeled tankmixes.

** Consult appropriate SYNCHRONY STS label for use rate.

ROTATIONAL GUIDELINES FOR ALL CANOPY APPLICATIONS - MIDWEST STATES

The following recropping table pertains to the states of Illinois, Indiana, Iowa, Kansas, Michigan, Missouri (except bootheel), Nebraska, Ohio, Oklahoma, and Pennsylvania. When used as described in the Midwestern section of this label, the table describes the minimum length in months from the time of CANOPY application until CANOPY treated soil can be replanted to the crops listed in the table. When a recommended tank mix is used, consult the tankmix partner labels for recropping instructions and follow the directions that are most restrictive.

ROTATIONAL GUIDELINE 1

**MIDWEST STATES:
ALL LABELED CANOPY USES**

(All uses of 3 - 7 oz CANOPY as described in the Midwest Section of this label : including CANOPY+ LEXONE OR SENCOR/LOROX tankmixes and CANOPY Sequentials with DuPont Post products)

For the Midwest States : IA, IL, IN, KS, MI, MO, NE (fields South of Route 30 and East of Route 281), OH, OK, PA

Crop	Recropping Interval in Months
Soybeans	Anytime
Barley, Ryegrass, Wheat, Winter Rye	4
Alfalfa	10
Cotton	10
Rice	10
Tobacco (transplant)	10
Tomato (transplant)	10
Field Corn *	10
Field Corn, IR (Resistant) **	8
Clover	12
Dry Beans, Kidney Beans, Snap Beans, Peas	12
Sorghum	12
Cucumber, Flax, Peanuts, Pumpkin, Sunflower, Sweet Corn, Watermelon, Cabbage, Canola (rapeseed), Lentils, Mustard	18
Carrot, Onion, Potato, and Sugar Beets and any other crop not listed	30

* Field Corn is defined to include only that corn grown for grain or silage, popcorn, and seed corn. However, because seed corn inbred lines may vary in their sensitivity to trace amounts of herbicide carryover, DuPont cannot warrant that seed corn can be recropped without damage or yield loss. Users should seek the advice of their seed corn company agronomists regarding inbred sensitivity to herbicides prior to planting any inbred lines.

** Field Corn, IR (Resistant) indicates those field corn hybrids offered by Pioneer Hi-bred International, Inc., or Ciba Seeds, which carry the designation "IR" or "IMR" in the hybrid name.

**SOUTHERN SECTION
- SPECIFIC USE DIRECTIONS**

CANOPY may be applied at planting or up to 30 days prior to planting except as specified on other DuPont supplemental labeling.

CANOPY may be used in the following Southern States: Alabama, Arkansas, Delaware, Florida, Georgia, Kentucky, Louisiana, Maryland, Mississippi, Missouri bootheel, New Jersey, North Carolina, South Carolina, Tennessee, Texas, Virginia and West Virginia.

* For maximal rotational flexibility, apply to soils with a pH 7 or less

- Do not apply to Black Belt Soils of Alabama and Mississippi with a soil pH greater than 7.0 or history of nutrient deficiency such as iron chlorosis, as injury may occur.
- Injury to soybeans may occur if CANOPY is used on soils having a calcareous surface layer or pH greater than 7.5.

Giving careful consideration to soil type, soil pH, organic matter, rotational crop intervals, geographic location, and weed pressure, select a rate of CANOPY from Rate table 4 below. Apply CANOPY Early Preplant, Preplant Incorporated or Preemergence as directed in the Application Methods section of this label.

RATE TABLE 4

Early Preplant, Preplant Incorporated, Preemergence : Conservation or Conventional Tillage

CANOPY rates for the Southern States of AL, AR, DE, FL, GA, KY, LA, MD, MS, MO BOOTHEEL, NJ, NC, SC, TN, TX, VA, WV

Soil Texture	Broadcast Rate (Ounces per Acre)	
	Percent Organic Matter in Soil*	
	1/2-3 %	3-5 %
Coarse:		
Loamy sand, Sandy Loam	6	8
Medium:		
Loam, Silt Loam *		
Silt, Sandy Clay Loam	8	10
Fine:		
Silty clay loam,		
Clay Loam, Clay	10	12

* On silt loam soils in TN and KY use 6-8 oz

**FOR SEASON-LONG GRASS CONTROL
- SOUTHERN STATES**

CANOPY may not provide season-long preemergence control of grasses. For improved grass control, CANOPY may be:

- followed as needed by a postemergence grass herbicide such as ASSURE II herbicide.
- Tank mixed with "Lasso" (or other products containing the active ingredient alachlor and registered for use on soybeans), "Bronco", "Dual", "Prowl", "Command", "Frontier", "Commence", "Treflan", or "Sonalan".

Refer to the label of the tankmix partner or the post grass herbicide for specific information regarding use, rates, pre-plant intervals, application timing, grasses controlled, precautions, restrictions and other information. Follow the product label with the most restrictive recropping restrictions when using CANOPY in combination with other herbicides.

FOR BURNDOWN AND/OR RESIDUAL WEED CONTROL IN STALE SEEDBED OR CONSERVATION TILLAGE PRODUCTION SYSTEMS - SOUTHERN STATES

For Burndown control of small annual grasses and broadleaf weeds, use 3-4 oz of CANOPY and apply at any time prior to planting. Select the higher rate for larger weeds. Use a minimum of 10 gallons of spray solution per acre by ground, 2 gallons per acre by air. Thorough coverage of the weeds is essential for best results.

Always include one of the following adjuvants:

- Nonionic surfactant at a rate of 0.25% (1 quart per 100 gallons of spray solution)
- Crop oil concentrate at a rate of 1% v/v (1 gallon per 100 gallons of spray solution)

When burndown plus residual control is desired, CANOPY may be applied at-planting or up to 30 days prior to planting at a rate of 4 to 12 oz. Select a rate, based on soil type from either Rate Table 4 or Rate Table 5.

For burndown of weeds and grasses not listed above, or for burndown of larger weeds and grasses, it is recommended that CANOPY be tankmixed with either 2,4-D LVE, Gramoxone Extra, Starfire, Touchdown, or Roundup Ultra. Consult the product labels for specific use instructions, rates, restrictions, limitations, and precautions. For CANOPY tank mixes with Roundup Ultra or Touchdown, substitute 0.25% NIS for 1% COC.

**REDUCED RATE OF "CANOPY" FOLLOWED BY PLANNED APPLICATION OF "SYNCHRONY STS", OR "CLASSIC" AND/OR "PINNACLE" HERBICIDES
- SOUTHERN STATES**

CANOPY herbicide may be applied preplant incorporated or preemergence at reduced rates when followed by one planned postemergence treatment of either SYNCHRONY STS, CLASSIC, or CLASSIC + PINNACLE herbicides. Select a rate of CANOPY, according to soil type from Rate Table 5.

RATE TABLE 5

Reduced CANOPY Rates followed by planned post application of herbicides such as, SYNCHRONY STS, CLASSIC, or CLASSIC + PINNACLE

CANOPY rates for the Southern States of AL, AR, DE, FL, GA, KY, LA, MD, MS, MO BOOTHEEL, NJ, NC, SC, TN, TX, VA, WV

Soil Texture	Broadcast Rate (Ounces per Acre)
1/2 - 4% Organic Matter	
Coarse:	
Loamy Sand, Sandy Loam	4-6
Medium:	
Loam, Silt loam, Silt, Sandy Clay Loam	4-6
Fine:	
Silty Clay Loam, Clay Loam, Clay	6-8

ROUNDUP READY SOYBEANS:

These CANOPY use rates may be used in Roundup Ready soybeans and followed by appropriate Roundup Ultra postemergence applications. Read and follow the Roundup Ultra label directions. Consult the Roundup Ultra label for use instructions, rates, precautions, restrictions, and other use information.

ROTATIONAL GUIDELINES FOR ALL "CANOPY" APPLICATIONS - SOUTHERN STATES

The following recropping table pertains to the states of Alabama, Arkansas, Florida, Georgia, Louisiana, Mississippi, Texas, Missouri bootheel, Delaware, Kentucky, Maryland, New Jersey, North Carolina, South Carolina, Tennessee, Virginia, and West Virginia.

When used as described in the Southern section of this label, the table describes the minimum length in months from the time of CANOPY application before CANOPY treated soil can be replanted to the crops listed in the table. **When a recommended tank mix is used, consult the tankmix partner labels for recropping instructions and follow the directions that are most restrictive.**

ROTATIONAL GUIDELINE 2

SOUTHERN STATES: ALL LABELED CANOPY USES

(all 3-12 oz CANOPY uses described in the Southern Section of this label, including CANOPY followed by SYNCHRONY STS, CLASSIC, or CLASSIC + PINNACLE)

For the Southern States of AL, AR, DE, FL, GA, KY, LA, MD, MS, MO BOOTHEEL, NJ, NC, SC, TN, TX, VA & WV

Group I - soil pH 7.0 or less

- States of AL, AR, FL, GA, LA, MS or TX
- States of DE, KY, MD, MO Bootheel, NJ, NC, SC, TN VA or WV - Use rate less than 10 oz./A
(If rate is 10 oz/A or greater, use Group II Guideline)

Group II - soil pH greater than 7.0 to 7.5

- States of AL, AR, FL, GA, LA, MS or TX
- States of DE, KY, MD, MO Bootheel, NJ, NC, SC, TN, VA or WV

Crops	Group I	Group II
Soybeans	Anytime	Anytime
Barley, Ryegrass, Wheat, Winter Rye	4	4
Alfalfa	10	18
Clover	12	18
Field Corn *	9/10†	18
Field Corn, IR (Resistant) **	8	8
Cotton	10	18
Peanuts	8	18
Rice	10	18
Sorghum	10	18
Tobacco (Transplant)	10	18
Tomato (Transplant)	10	18
Cucumber, Flax, Pumpkin, Sunflower, Sweet Corn, Watermelon, Cabbage, Canola (rapeseed), Lentils, Mustard, Carrot, Onion, Potato, Sugar Beets and any crop not listed above	18	30

* Field Corn is defined to include only that corn grown for grain or silage, popcorn, and seed corn. However, because seed corn inbred lines may vary in their sensitivity to trace amounts of herbicide carryover, DuPont cannot warrant that seed corn can be recropped without damage or yield loss. Users should seek the advice of their seed corn company agronomists regarding inbred sensitivity to herbicides prior to planting any inbred lines.

** Field Corn, IR (Resistant) indicates those field corn hybrids offered by Pioneer Hi-bred International, Inc., or Ciba Seeds, which carry the designation "IR" or "IMR" in the hybrid name.

† CANOPY treated fields may be recropped to field corn after 9 months in DE, KY, MD, MO Bootheel, NJ, NC, SC, TN, VA, and WV if the rate does not exceed 6 oz.

APPLICATION INFORMATION

SPRAY TANK PREPARATION

It is important that spray equipment is clean and free of existing pesticide deposits before using CANOPY. Follow the spray tank cleanout procedures specified on the label of product previously sprayed. If no cleanout procedure is provided, follow the cleanout procedure below for all application equipment.

1. Thoroughly rinse sprayer, tanks, boom, and hoses with clean water.
2. Partially fill the tank with water and add one of the cleaning agents listed in the SPRAYER CLEANUP section of this label. Complete filling the tank and flush the cleaning solution through the boom and hoses. Let stand for 15 minutes with

agitation or recirculation and then drain the tank after flushing the hoses, boom, and nozzles.

3. Thoroughly rinse sprayer, tanks, boom, and hoses with clean water.
4. Follow label directions of the product previously sprayed for rinsate disposal.

Notes: During an extended period where spraying or mixing equipment will be used to apply multiple loads of CANOPY, at the end of each day of spraying partially fill the tank with fresh water, flush the boom and hoses and allow to sit overnight.

A steam cleaning of aerial spray tanks is recommended to dislodge any visible pesticide deposits.

EQUIPMENT / SPRAY VOLUMES

Ground Application: Apply uniformly by ground equipment with a properly calibrated low pressure (20 to 40 psi) fixed-boom sprayer equipped with fan-type nozzles and screens no finer than 50 mesh. Use 10 to 40 gals of water per acre.

Continuous agitation in the spray tank is required to keep the material in suspension. Avoid overlap and shut off spray booms while starting, turning, slowing or stopping, as injury to the crop may result.

Aerial Application: CANOPY may be applied by air for early preplant, preplant incorporated or preemergence use on soybeans. Apply uniformly with properly calibrated aerial equipment. Use a minimum of 2 gallons of water per acre. Avoid over applying of spray swath. Continuous agitation of the spray tank is required to keep the material in suspension.

Mixing Instructions

Fill tank 1/4 full with water. Start agitation system, add CANOPY and continue adding water. Add separately each additional component of any tank mix while adding water. Continue agitation throughout. If poor mixing should occur with any component, premix the component with two parts water before adding to the spray tank.

A fertilizer solution may be used in the spray mixture. Small quantities should be tested for compatibility by the following procedures before full-scale mixing.

1. Put 1 pint of fertilizer solution in a quart jar.
2. Mix 2 teaspoons CANOPY with 2 tablespoons of water; mix thoroughly and add to fertilizer solution.
3. Close jar and shake well.
4. If other herbicides are to be used in the mixture, premix 2 teaspoons of wettable powder or 1 teaspoon of liquid with 2 tablespoons of water; add to CANOPY/fertilizer solution mixture.
5. Close jar and shake well.
6. Watch mixture for several seconds; check again in 30 minutes.
7. If mixture does not separate, foam, gel, or become lumpy, it may be used.
8. Mixing ability may be improved by adding compatibility agents such as Kalo Laboratories' Complex® or Witco Chemicals' Sponto® 168D. Follow directions on container.

Provided the above procedure shows the mixture to be compatible, prepare the tank mixture as follows: Add the fertilizer solution to the spray tank first, with the agitator running, add the required amount of CANOPY and thoroughly mix. For tank mixtures with other herbicides, follow directions above. For tank mixtures with other herbicides, all applicable directions, restrictions and precautions for the additional herbicides are also to be followed.

Use CANOPY spray preparations the same day as mixed or product degradation may occur. Thoroughly reagit and remix before using, if allowed to settle. When tank mixing with other herbicides, all applicable directions, restrictions and precautions for the additional herbicides are also to be followed.

SPRAYER CLEANUP

To avoid subsequent injury to desirable crops, thoroughly clean all mixing and spray equipment immediately following applications of CANOPY as follows:*

1. Drain tank; thoroughly hose down the interior surfaces of the tank; then flush tank, boom, and hoses with clean water for a minimum of 5 minutes.
2. Partially fill the tank with water and add one of the cleaning agents listed below. Complete filling the tank with water, then flush the cleaning solution through the boom, hoses, and nozzles. Add water to completely fill the tank and allow to agitate or recirculate for at least 15 minutes. Again, flush the boom, hoses and nozzles, and drain the tank.
3. Remove the nozzles and screens and clean separately in a bucket containing water and the cleaning agent.
4. Repeat Step 2.
5. Thoroughly rinse the tank with clean water for a minimum of 5 minutes, flushing water through the boom and hoses.

NOTE: Use any of the following cleaning agents. Carefully read and follow the individual cleaning agent instructions.

1. One gallon of household ammonia (contains 3% active) per 100 gallons of water.
2. Nutra-Sol¹⁰
3. Loveland Tank and Equipment Cleaner¹¹
4. Protank Cleaner¹²
5. Chem-Tank Cleaner and Neutralizer¹³
6. Incede-Out¹⁴
7. Tank-Aid¹⁵

*A steam cleaning of fiberglass or stainless steel aerial spray tanks is recommended prior to performing the above cleanout procedure to facilitate the removal of any caked deposits.

THE IMPORTANCE OF SOIL PH - ALL STATES

Soil pH varies greatly, even within the same field. pH variations as much as 2 pH units are common. Composite soil samples taken across an entire field, such as those samples taken for soil fertility recommendations, may not detect areas of high pH. Sub-sampling is recommended for areas likely to have pH values higher than the field average. The following is a non-inclusive list of potential high pH areas where subsampling is recommended.

- Where different soil types are evident within a field, sample soil types separately.
- Where conditions vary within a field, sample areas separately, such as:
 - areas bordered by limestone gravel roads,
 - river bottoms subject to flooding,
 - low areas in hardpan soils where evaporative ponds may occur,
 - eroded hillsides,
 - along drain tile lines, and
 - areas where drainage ditch spoil has been spread.
- Where lime has not been deeply incorporated, soil may exhibit significantly higher pH values in the upper 3 inches of soil. Composite soil samples taken at a 6-8 inch depth may not reflect the elevated pH near the surface. In these cases shallow sampling, the upper 3 inches, is advised.

Determine soil pH by laboratory analysis using a 1:1 soil:water suspension.

SPRAY DRIFT MANAGEMENT - ALL STATES

The interaction of many equipment and weather-related factors determines the potential for spray drift. The applicator is responsible for considering all these factors when making application decisions.

AVOIDING SPRAY DRIFT IS THE RESPONSIBILITY OF THE APPLICATOR.

IMPORTANCE OF DROPLET SIZE

The most effective way to reduce drift potential is to apply large droplets (>150 - 200 microns). The best drift management strategy is to apply the largest droplets that provide sufficient coverage and control. The presence of sensitive species nearby, the environmental conditions, and pest pressure may affect how an applicator balances drift control and coverage. APPLYING LARGER DROPLETS REDUCES DRIFT POTENTIAL, BUT WILL NOT PREVENT DRIFT IF APPLICATIONS ARE MADE IMPROPERLY OR UNDER UNFAVORABLE ENVIRONMENTAL CONDITIONS! See **Wind, Temperature and Humidity, and Temperature Inversions** sections of this label.

Controlling Droplet Size - General Techniques

- **Volume** - Use high flow rate nozzles to apply the highest practical spray volume. Nozzles with higher rated flows produce larger droplets.
- **Pressure** - Use the lower spray pressures recommended for the nozzle. Higher pressure reduces droplet size and does not improve canopy penetration. WHEN HIGHER FLOW RATES ARE NEEDED, USE A HIGHER-CAPACITY NOZZLE INSTEAD OF INCREASING PRESSURE.
- **Nozzle Type** - Use a nozzle type that is designed for the intended application. With most nozzle types, narrower spray angles produce larger droplets. Consider using low-drift nozzles.

Controlling Droplet Size - Aircraft

- **Number of Nozzles** - Use the minimum number of nozzles with the highest flow rate that provide uniform coverage.
- **Nozzle Orientation** - Orienting nozzles so that the spray is emitted backwards, parallel to the airstream will produce larger droplets than other orientations.
- **Nozzle Type** - Solid stream nozzles (such as disc and core with swirl plate removed) oriented straight back produce larger droplets than other nozzle types.
- **Boom Length** - The boom length should not exceed 3/4 of the wing or rotor length - longer booms increase drift potential.
- **Application Height** - Application more than 10 ft above the canopy increases the potential for spray drift.

BOOM HEIGHT

Setting the boom at the lowest labeled height (if specified) which provides uniform coverage reduces the exposure of droplets to evaporation and wind. For ground equipment, the boom should remain level with the crop and have minimal bounce.

WIND

Drift potential increases at wind speeds of less than 3 mph (due to inversion potential) or more than 10 mph. However, many factors, including droplet size and equipment type determine drift potential at any given wind speed. **AVOID GUSTY OR WINDLESS CONDITIONS.**

Note: Local terrain can influence wind patterns. Every applicator should be familiar with local wind patterns and how they affect spray drift.

TEMPERATURE AND HUMIDITY

When making applications in hot and dry conditions, set up equipment to produce larger droplets to reduce effects of evaporation.

TEMPERATURE INVERSIONS

Drift potential is high during a temperature inversion. Temperature inversions restrict vertical air mixing, which causes small suspended droplets to remain close to the ground and move laterally in a concentrated cloud. Temperature inversions are characterized by increasing temperature with altitude and are common on nights with limited cloud cover and light to no wind. They begin to form as the sun sets and often continue into the morning. Their presence can be indicated by ground fog; however, if fog is not present, inversions can also be identified by the movement of smoke from a ground source or an aircraft smoke generator. Smoke that layers and moves laterally in a concentrated cloud (under low wind conditions) indicates an inversion, while smoke that moves upward and rapidly dissipates indicates good vertical air mixing.

SHIELDED SPRAYERS

Shielding the boom or individual nozzles can reduce the effects of wind. However, it is the responsibility of the applicator to verify that the shields are preventing drift and not interfering with uniform deposition of the product.

AIR ASSISTED (AIR BLAST) FIELD CROP SPRAYERS

Air assisted field crop sprayers carry droplets to the target via a downward directed air stream. Some may reduce the potential for drift, but if a sprayer is unsuitable for the application and/or set up improperly, high drift potential can result. It is the responsibility of the applicator to determine that a sprayer is suitable for the intended application, is configured properly, and that drift is not occurring. **Note:** Air assisted field sprayers can affect product performance by affecting spray coverage and canopy penetration. Consult the application equipment section of this label to determine if use of an air assisted sprayer is recommended.

RESISTANCE MANAGEMENT- ALL STATES

When herbicides with the same mode of action are used repeatedly over several years to control the same weed species in the same field, naturally-occurring resistant weed biotypes may survive a correctly applied herbicide treatment, propagate, and become dominant in that field. These resistant weed biotypes may not be adequately controlled. Cultural practices such as tillage, preventing weed escapes from going to seed, and using herbicides with different modes of action within and between crop seasons can aid in delaying the proliferation and possible dominance of herbicide resistant weed biotypes.

Integrated Pest Management

DuPont recommends the use of Integrated Pest Management (IPM) programs to control pests. This product may be used as part of an Integrated Pest Management (IPM) program which can include biological, cultural, and genetic practices aimed at preventing economic pest damage. Application of this product should be based on IPM principles and practices including field scouting or other detection methods, correct target pest identification, population monitoring, and treating when target pest populations reach locally determined action thresholds. Consult your state cooperative extension service, professional consultants or other qualified authorities to determine appropriate action treatment threshold levels for treating specific pest/crop or site systems in your area.

IMPORTANT PRECAUTIONS - ALL STATES

1. Because most crops are highly sensitive to CANOPY, all direct or indirect contact (such as spray drift) to crops or to land scheduled to be planted to crops other than soybeans should be avoided.
2. A. If a soybean variety is suspected of being sensitive to metribuzin, check with the soybean seed company before treating a field of that soybean variety with CANOPY (contains metribuzin).
B. Soybean varieties such as Altona, Coker 6955 and 156, Govan, Hartz 7550, Hartz 7550RR, Hartz 5545, Semmes, Tracy, Vansoy, Terra, Vig 505 and 606, AP 71, NKS 1884, Agropro 55, Asgrow 6520, Maple Amber, Portage and Vinton 81 are sensitive to CANOPY. Injury may occur if CANOPY is used on these varieties.
3. Soybean stunting may occur if excessive rainfall occurs after application but before soybeans germinate. Injury is more

prevalent under poor drainage or compacted conditions or when soil is saturated for long periods of time. Soybeans rapidly outgrow stunting once favorable growing conditions return.

4. Seedling disease, nematodes, cold weather, deep planting (more than 2"), excessive moisture, high salt concentration, or drought may weaken soybean seedlings and increase possibility of crop injury.
5. Do not apply in land that has been or will be treated with ALLY, GLEAN, or FINESSE herbicide in Nebraska and Kansas without observing the rotational crop intervals for those products.
6. Do not apply or drain or flush equipment on or near desirable trees or other plants, or on areas where their roots may extend, or in locations where the chemical may be washed or moved into contact with their roots, or injury to desirable trees and plants may occur
7. Do not use on lawns, walks, driveways, tennis courts or similar areas. Prevent drift of spray to desirable plants. Do not contaminate any body of water. Keep from contact with fertilizers, insecticides, fungicides and seeds during storage.
8. Thoroughly clean CANOPY from application equipment immediately after use and prior to spraying crops other than soybeans. Failure to remove even small amounts of CANOPY from application equipment may result in injury to subsequently sprayed crops.
9. Do not tank mix CANOPY with organophosphate insecticides. Do not apply CANOPY within 14 days before or after an application of an organophosphate insecticide, as severe crop injury may occur. Injury to soybeans may occur if CANOPY is used in conjunction with soil-applied organo-phosphate pesticides such as Disyston¹⁶, Mocap¹⁷, Nemacur¹⁸, Thimet¹, parathion, or Lorsban².

STORAGE AND DISPOSAL

Storage: Store product in original container only. Do not contaminate water, other pesticides, fertilizer, food or feed in storage.

Product Disposal: Do not contaminate water, food or feed by storage or disposal. Wastes resulting from the use of this product may be disposed of on site or at an approved waste disposal facility.

Container Disposal: Triple rinse (or equivalent), then offer for recycling or reconditioning, or puncture and dispose of in a sanitary landfill, or by incineration, or, if allowed by state and local authorities, by burning. If burned, stay out of smoke.

NOTICE TO BUYER: Purchase of this material does not confer any rights under patents of countries outside of the United States.

LIMITATION OF WARRANTY AND LIABILITY

NOTICE: Read This Limitation of Warranty and Liability Before Buying or Using This Product. If the Terms Are Not Acceptable, Return the Product at Once, Unopened, and the Purchase Price Will Be Refunded.

It is impossible to eliminate all risks associated with the use of this product. Such risks arise from weather conditions, soil factors, off target movement, unconventional farming techniques, presence of other materials, the manner of use or application, or other unknown factors, all of which are beyond the control of DuPont. These risks can cause: ineffectiveness of the product; crop injury, or; injury to non-target crops or plants.

DuPont does not agree to be an insurer of these risks. **WHEN YOU BUY OR USE THIS PRODUCT, YOU AGREE TO ACCEPT THESE RISKS.**

DuPont warrants that this product conforms to the chemical description on the label thereof and is reasonably fit for the purpose stated in the Directions for Use, subject to the inherent risks described above, when used in accordance with the Directions for Use under normal conditions.

DUPONT MAKES NO OTHER EXPRESS OR IMPLIED WARRANTY OF FITNESS OR OF MERCHANTABILITY OR ANY OTHER EXPRESS OR IMPLIED WARRANTY.

IN NO EVENT SHALL DUPONT OR SELLER BE LIABLE FOR ANY INCIDENTAL, CONSEQUENTIAL OR SPECIAL DAMAGES RESULTING FROM THE USE OR HANDLING OF THIS PRODUCT. BUYER'S OR USER'S BARGAINED-FOR EXPECTATION IS CROP PROTECTION. THE EXCLUSIVE REMEDY OF THE USER OR BUYER AND THE EXCLUSIVE LIABILITY OF DUPONT OR SELLER, FOR ANY AND ALL CLAIMS, LOSSES, INJURIES OR DAMAGES (INCLUDING CLAIMS BASED ON BREACH OF WARRANTY OR CONTRACT, NEGLIGENCE, TORT OR STRICT LIABILITY), WHETHER FROM FAILURE TO PERFORM OR INJURY TO CROPS OR OTHER PLANTS, AND RESULTING FROM THE USE OR HANDLING OF THIS PRODUCT, SHALL BE THE RETURN OF THE PURCHASE PRICE OF THE PRODUCT, OR AT THE ELECTION OF DUPONT OR SELLER, THE REPLACEMENT OF THE PRODUCT.

DuPont or its Authorized Retailer must have prompt notice of any claim so that an immediate inspection of buyer's or user's growing crops can be made. Buyer and all users shall promptly notify DuPont or a DuPont Authorized Retailer of any claims, whether based on contract, negligence, strict liability, other tort or otherwise or be barred from any remedy.

This Limitation of Warranty and Liability may not be amended by any oral or written agreement.

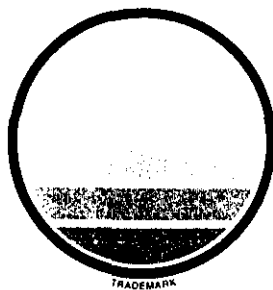
1. Trademark of Monsanto Agricultural Products Co.
2. Trademark of Novartis.
3. Manufactured by Sandoz Chemicals Inc.
4. Trademark of American Cyanamid Corp.
5. Trademark of Dow Elanco
6. Trademark of FMC Corp.
7. Trademark of ICI Americas Corp
8. Trademark of Kalo Agricultural Chemicals, Inc.
9. Trademark of Witco Chemical Corp.
10. Compounded for Thomas G. Kilfoil Co., Inc.
11. Trademark of Loveland Industries, Inc.
12. Manufactured for Cenex/Land 'O Lakes Agronomy Co.
13. Manufactured by Farmbelt Chemicals, Inc.
14. Trademark of Precision Laboratories, Inc.
15. Manufactured for Cornbelt Chemical Co.
16. Trademark of Mobay Chemical Corp.
17. Trademark of Rhone-Poulenc, Inc.,
18. Trademark of Bayer Corporation

D-654 113098



DuPont Agricultural Products

"..... A Growing Partnership With Nature"



**CANOPY® HERBICIDE
 REDUCED RATES FOR BURNDOWN
 AND LIMITED RESIDUAL CONTROL
 ON VARIABLE pH SOILS
 IN THE STATE OF MICHIGAN**

CANOPY® HERBICIDE

Reg. No. 352-444

CANOPY APPLIED REDUCED RATES FOR BURNDOWN AND LIMITED RESIDUAL CONTROL ON VARIABLE pH SOILS IN THE STATE OF MI

Canopy at 2 ounces per acre can be used in soybean production for burndown and limited residual weed control in the State of Michigan on soils with pH of 7.6 or less.

DIRECTIONS FOR USE

It is a violation of federal law to use this product in a manner inconsistent with its labelling.

- Before using Canopy, read and carefully observe the cautionary statements and all other information appearing on the Canopy Specimen Label.
- Do not apply this product through an irrigation system.
- For use on soybeans only.
- Do not graze treated fields or harvest forage for hay.

APPLICATION RATES AND ADJUVANTS

Canopy applied at 2 ounces per acre is recommended for burndown of existing summer and winter annuals and limited pre-emergence control of certain broadleaf weeds (see Weeds Controlled list below). For burndown, always include a Crop Oil Concentrate at 1% v/v (1 gallon per 100 gallons of finished spray).

APPLICATION TIMING

Canopy at 2 ounces can be applied before planting soybeans, at-planting, or immediately after planting but prior to soybean emergence. **DO NOT APPLY TO FROZEN GROUND.**

APPLICATION EQUIPMENT SPRAY VOLUMES

Apply uniformly by ground equipment using a properly calibrated fixed boom sprayer. Use 10-40 gallons per acre at 20-40 psi. For burndown applications of existing vegetation, use flat fan nozzles and a minimum of 20 gallons per acre.

WEEDS CONTROLLED - BURNDOWN

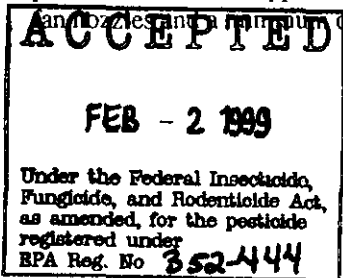
Burndown control of existing winter and summer annuals with 2 oz Canopy applied prior to planting will provide burndown control of certain 1-3" annual broadleaf weeds and winter annuals. To obtain burndown of the species listed below, use Canopy plus 1% COC. For enhanced burndown control, 1 pint of 2,4-D LVE (0.5 lbs a.e./A) may be tank mixed with Canopy and applied from 45 days up to 7 days prior to planting.

Annual grasses	Marestail	Shepherd's purse
Chickweed**	Mustard, wild	Smartweeds, annual
Dandelion	Pennycress	Sunflower
Henbits	Pigweeds	Velvetleaf
Lambsquarters*	Ragweed, Giant	Wild Garlic*
Lettuce, Prickly	Ragweed, Common	

* always add 1 pt 2,4-D LVE

** For enhanced burndown of chickweed, Harmony® Extra at 0.5-0.6 oz/A may be tankmixed with Canopy. Apply Harmony Extra at least 45 days prior to planting soybeans.

The annual grasses should not exceed 1" in height. For burndown of annual grasses taller than 1", add 2.5 - 5.0 oz Assure II. The broadleaf weeds should not exceed 3" in height. To burndown weeds exceeding 3", 2 oz Canopy may be tankmixed with Roundup Ultra¹, Touchdown², Gramoxone Extra², Bronco¹, or 2,4-D LVE. With Canopy plus Gramoxone Extra or 2,4-D LVE tankmixes, always include crop oil concentrate at 1% V/V (1 gallon per 100 gallons of spray mix) . When tank mixing with Roundup Ultra, Touchdown or Bronco, refer to these product labels for specific adjuvant recommendations, however to optimize burndown from the Canopy, add 0.25% NIS when tankmixing Canopy with Roundup Ultra, Touchdown or Bronco. To select the proper burndown product, identify the weeds that need to be controlled and consult the product labels to determine which product is needed. Consult the companion burndown herbicide for use instructions, rates, precautions, restrictions and other use information.



For product information call 1-888-6-DUPONT

© 1998 E. I. du Pont de Nemours and Company, Agricultural Products, Wilmington, Delaware 19898

PREEMERGENCE

When used according to this label, 2 oz of Canopy will provide limited preemergence control of the weeds below to contribute to a clean seed bed at planting. For season-long control, a planned PRE or POST sequential program is required.

Pigweeds, Redroot and smooth

Ragweed, Common

Smartweeds, annual

2 oz Canopy will provide partial preemergence control * (suppression) of the following weeds:

Cocklebur	Ragweed, Giant
Jimsonweed	Foxtail, species
Lambsquarters	Fall Panicum
Morningglories, annual, ivy leaf, tall	Velvetleaf Nutsedge, yellow

*Due to heavy weed pressure, delayed planting, or adverse environmental conditions, additional burndown control measures may be required at planting.

For enhanced residual control, 2-4 oz Lexone or Sencor⁷ may be tankmixed with 2 oz Canopy.

Canopy at 2 oz rate will not provide season-long preemergence control of annual grasses and broadleaf weeds.

For season-long control, 2 oz Canopy may be:

- used on soils with pH's between 6.8 and 7.6, and follow as needed, by postemergence grass and/or broadleaf herbicides such as Dupont Assure II, or Pinnacle herbicides. Do not apply any additional chlorimuron ethyl containing herbicides, such as DuPont Classic, Synchrony STS, or Reliance STS, within the same year if pH's exceed 6.8.

- used on soils with pH less than 6.8, follow as needed, by sequential applications of Classic, Synchrony STS, Reliance STS, or Pinnacle. Refer to the Classic, Synchrony STS, Reliance STS and Pinnacle labels for all claims, use directions, and restrictions associated with these products.

- tank mixed or followed as needed with a preemergence grass herbicide such as Lasso¹, Dual², Dual IP, Prowl⁶, Command³, or Frontier⁴.

- used alone or in a tank mix with Roundup Ultra or Touchdown as a burndown, and followed by Roundup Ultra in Roundup Ready soybeans.

Refer to the preemergence or postemergence herbicide labels for specific information regarding use rates, pre-plant intervals, application timing, grasses controlled, precautions, restrictions, and other information.

IMPORTANT

Before using Canopy, read and follow all applicable directions, restrictions and precautions on the EPA-Registered label.

Follow rotational crop interval recommendations on the Canopy EPA-Registered label. Before using Canopy, read and carefully observe the cautionary statements and all other information appearing on the Canopy label. For recropping information after 2 oz. Canopy, use rotational guideline 1 on the Canopy label.

This label contains new or supplemental instructions for use of this product which do not appear on the EPA-registered package label. Follow the instructions carefully.

This labeling must be in the possession of the user at the time of pesticide application.

¹Trademark of Monsanto Agricultural Products, Co.

²Trademark Zeneca, Inc.

³Trademark of Novartis Corp.

⁴Trademark of Sandoz Chemicals, Inc.

⁵Trademark of FMC Corp.

⁶Trademark of American Cyanamid Corp.

⁷Trademark Bayer Corp.

(Replaces H-63365)

120298

For product information call 1-888-6-DUPONT

© 1998 E. I. du Pont de Nemours and Company, Agricultural Products, Wilmington, Delaware 19898