

352-401

08/04/2003

1/13



UNITED STATES ENVIRONMENTAL PROTECTION AGENCY  
WASHINGTON, D.C. 20460

AUG -4 2003

OFFICE OF  
PREVENTION, PESTICIDES AND  
TOXIC SUBSTANCES

Mr. Jack H. Cain  
Dupont Crop Protection  
Stine-Haskell Research Center  
P.O. Box 30  
Newark, DE 19714-0030

Dear Mr. Cain:

Subject: Dupont Sulfometuron Methyl 75 Herbicide  
EPA Registration Number 352-401  
Application Dated May 27, 2003

The labeling referred to above, submitted in connection with registration under the Federal Insecticide, Fungicide, and Rodenticide Act as amended is acceptable, provided you make the following changes before you release the product for shipment.

1. Change the headings "Storage" and "Product Disposal" to "Pesticide Storage" and "Pesticide Disposal" in the STORAGE AND DISPOSAL section.
2. Remove the sentences "Do not contaminate water, other pesticides, fertilizer, food or feed in storage" and "Do not contaminate water, food or feed by disposal" from the STORAGE AND DISPOSAL section. Replace those sentences with "Do not contaminate water, food, or feed by storage and disposal" and place directly under the heading STORAGE AND DISPOSAL.
3. It is recommended that the "User Safety Recommendations" box is moved from PRECAUTIONARY STATEMENTS to DIRECTIONS FOR USE.

Submit three (3) copies of final printed labeling incorporating the above changes before you release the product for shipment. Amended labeling will supercede all previously accepted ones. A stamped copy of labeling is enclosed for your records.

Sincerely,

A handwritten signature in black ink, appearing to read "James A. Tompkins, Haj".


James A. Tompkins, Haj  
Product Manager 25  
Herbicide Branch  
Registration Division (7505C)



# DuPont™ Sulfometuron Methyl 75 herbicide


---

## DRAFT LABEL



ACCEPTED  
with COMMENTS  
In EPA Letter Dated:  
AUG - 4 2003

Under the Federal Insecticide,  
Fungicide, and Rodenticide Act,  
as amended, for the pesticide  
registered under EPA Reg. No.  
252-401



“..... A Growing Partnership With Nature”

## DUPONT™ SULFOMETURON METHYL 75 HERBICIDE HIGHLIGHTS

- SULFOMETURON METHYL 75 is recommended for preemergence and postemergence control of many annual and perennial grasses and broadleaf weeds.
- SULFOMETURON METHYL 75 is recommended for conifer and hardwood site preparation and release; applications may be made by ground equipment or helicopter.
- SULFOMETURON METHYL 75 is recommended for general weed control in noncrop industrial sites; applications must be made using ground equipment.
- For best results, apply postemergence to young, actively growing weeds under favorable moisture conditions at any time of the year, except when the ground is frozen.
- Do not apply more than 8 oz per acre per year.
- Use a drift control agent when spraying near cropland, open water, or desirable vegetation.
- SULFOMETURON METHYL 75 can be tank mixed with other herbicides for use in forestry and noncrop sites; when tank mixing, use the most restrictive limitations from labeling of both products.
- Consult label text for complete instructions. Always read and follow label directions for use.

TABLE OF CONTENTS

**GENERAL INFORMATION** ..... 1

    Environmental Conditions and Biological Activity .. 2

    Resistance ..... 2

**DIRECTIONS FOR USE** ..... 2

**AGRICULTURAL USES** ..... 2

**AGRICULTURAL USE REQUIREMENTS** ..... 2

**FORESTRY** ..... 2

        Application Information ..... 2

        Application Timing ..... 2

        Weeds Controlled ..... 3

        Application Rates ..... 3

**Conifers** ..... 3

        Conifer Site Preparation

        —Application Before Transplanting ..... 3

        Conifer Release

        —Application After Transplanting ..... 3

**Hardwoods** ..... 3

        Hardwood Site Preparation

        —Application Before Transplanting ..... 3

        Hardwood Release

        —Application After Transplanting ..... 3

**Important Precautions—Forestry** ..... 3

**NON-AGRICULTURAL USES** ..... 4

**NON-AGRICULTURAL USE REQUIREMENTS** ..... 4

**NONCROP (INDUSTRIAL) SITES** ..... 4

        Application Information ..... 4

**Areas of 20" or Less Annual Rainfall** ..... 4

        Application Timing ..... 4

        Weeds Controlled ..... 4

        Application Rates ..... 4

        Broadleaf Weeds ..... 4

        Grasses ..... 4

**Areas of 20" or More Annual Rainfall** ..... 5

        Application Timing ..... 5

        Weeds Controlled ..... 5

        Application Rates ..... 5

        Broadleaf Weeds ..... 5

        Grasses ..... 5

**Specific Weed Problems**

    —Noncrop (Industrial) Sites ..... 5

        Kochia, Russian Thistle, and Prickly Lettuce ... 5

**Tank Mix Combinations** ..... 5

**Under Asphalt and Concrete Pavement** ..... 5

    Application Information ..... 5

    Application Timing ..... 6

    Application Rate ..... 6

    Tank Mix Combinations

    —Under Asphalt and Concrete Pavement ..... 6

**Important Precautions—Under Asphalt Only** 6

**TURF, INDUSTRIAL (UNIMPROVED ONLY)** 6

    Application Information ..... 6

**Bermudagrass Release** ..... 6

        Application Timing ..... 6

        Weeds Controlled ..... 6

        Tank Mix Combinations

        —Bermudagrass (South Only) ..... 6

**Centipedegrass Release** ..... 6

        Application Timing ..... 6

**Bahiagrass Release and Seedhead Suppression** . 6

        Application Timing ..... 6

**Smooth Brome and Crested Wheatgrass Release and Suppression** ..... 6

        Application Timing ..... 6

        Weeds Controlled ..... 6

**Important Precautions**

    —Industrial, Unimproved Turf ..... 6

**SPRAY EQUIPMENT** ..... 7

**Broadcast Application** ..... 7

        Ground ..... 7

        Air (Forestry Only) ..... 7

**MIXING INSTRUCTIONS** ..... 7

**SPRAYER CLEANUP** ..... 7

**SPRAY DRIFT MANAGEMENT** ..... 7

    Importance of Droplet Size ..... 7

    Controlling Droplet Size—General Techniques ... 7

    Controlling Droplet Size—Helicopter Only ..... 8

    Boom Height ..... 8

    Wind ..... 8

    Temperature and Humidity ..... 8

    Temperature Inversions ..... 8

    Shielded Sprayers ..... 8

**IMPORTANT PRECAUTIONS** ..... 8

**STORAGE AND DISPOSAL** ..... 9

**NOTICE OF WARRANTY** ..... 9



# DuPont™ Sulfometuron Methyl 75

---

## herbicide

### Dispersible Granules

<i>Active Ingredient</i>	<i>By Weight</i>
Sulfometuron methyl {Methyl 2-[[[(4,6-dimethyl-2-pyrimidinyl)amino]-carbonyl]amino]sulfonyl]benzoate}	75%
<i>Inert Ingredients</i>	25%
<b>TOTAL</b>	<b>100%</b>

EPA Reg. No. 352-401

### KEEP OUT OF REACH OF CHILDREN

## CAUTION

### FIRST AID

**IF IN EYES:** Hold eye open and rinse slowly and gently with water for 15-20 minutes. Remove contact lenses, if present, after the first five minutes, then continue rinsing eye. Call a poison control center or doctor for treatment advice.

Have the product container label with you when calling a poison control center or doctor, or going for treatment. You may also contact 1-800-441-3637 for emergency medical treatment information.

### PRECAUTIONARY STATEMENTS

#### HAZARDS TO HUMANS AND DOMESTIC ANIMALS

**CAUTION!** Causes (moderate) eye injury (irritation). Avoid contact with eyes or clothing.

#### PERSONAL PROTECTIVE EQUIPMENT

Applicators and other handlers must wear:

Long-sleeved shirt and long pants.

Shoes plus socks.

Follow manufacturer's instructions for cleaning/maintaining PPE. If no such instructions for washables, use detergent and hot water. Keep and wash PPE separately from other laundry.

#### USER SAFETY RECOMMENDATIONS

**USERS SHOULD:** Wash hands before eating, drinking, chewing gum, using tobacco or using the toilet.

#### ENVIRONMENTAL HAZARDS

Do not apply directly to water, or to areas where surface water is present, or to intertidal areas below the mean high water mark. Do not contaminate water by cleaning of equipment or disposal of equipment washwaters.

### GENERAL INFORMATION

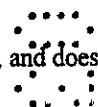
SULFOMETURON METHYL 75 herbicide is a dispersible granule that is mixed in water and applied as a spray.

SULFOMETURON METHYL 75 controls many annual and perennial grasses and broadleaf weeds in forestry and noncrop sites.

SULFOMETURON METHYL 75 may be used for general weed control on industrial noncrop sites and for selective weed control in certain types of unimproved turf grasses on industrial sites. It can also be used for selective weed control in forest site preparation and in the release of several types of pines and certain hardwoods.

SULFOMETURON METHYL 75 controls weeds by both preemergence and postemergence activity. Preemergence treatments control or suppress weeds through root uptake while postemergence control works through root and foliar uptake. The best results are obtained when the application is made before or during the early stages of weed growth before weeds develop an established root system. Moisture is required to move SULFOMETURON METHYL 75 into the root zone of weeds for preemergence control. When rainfall is low, SULFOMETURON METHYL 75 may not provide satisfactory control.

It is noncorrosive, nonflammable, nonvolatile, and does not freeze.



For best postemergence results, apply DuPont™ SULFOMETURON METHYL 75 to young, actively growing weeds. The use rate depends upon the weed species, weed size at application, and soil texture. The degree and duration of control may depend on the following:

- weed spectrum and infestation intensity
- weed size at application
- environmental conditions at and following treatment
- soil pH, soil moisture, and soil organic matter

Use a high rate on established plants and on fine-textured soils and a lower rate on smaller weeds and coarse-textured soils.

**ENVIRONMENTAL CONDITIONS AND BIOLOGICAL ACTIVITY**

SULFOMETURON METHYL 75 is absorbed by both the roots and foliage of plants, rapidly inhibiting the growth of susceptible weeds. Two to 3 weeks after application to weeds, leaf growth slows, and the growing points turn reddish-purple. Within 4 to 6 weeks of application, leaf veins and leaves become discolored, and the growing points subsequently die.

Warm, moist conditions following application accelerate the herbicidal activity of SULFOMETURON METHYL 75; cold, dry conditions delay the herbicidal activity. In addition, weeds hardened-off by drought stress are less susceptible to SULFOMETURON METHYL 75.

Rainfall is needed to move SULFOMETURON METHYL 75 into the soil for preemergence weed control, but postemergence weed control may be reduced if rainfall occurs too soon after application.

**RESISTANCE**

When herbicides that affect the same biological site of action are used repeatedly over several years to control the same weed species in the same field, naturally-occurring resistant biotypes may survive a correctly applied herbicide treatment, propagate, and become dominant in that field. Adequate control of these resistant weed biotypes cannot be expected. If weed control is unsatisfactory, it may be necessary to retreat the problem area using a product affecting a different site of action.

To better manage herbicide resistance through delaying the proliferation and possible dominance of herbicide resistant weed biotypes, it may be necessary to change cultural practices within and between crop seasons such as using a combination of tillage, retreatment, tank-mix partners and/or sequential herbicide applications that have a different site of action. Do not let weed escapes go to seed. If applicable, see Weeds Controlled section of label for additional information on managing herbicide resistant weed biotypes.

It is advisable to keep accurate records of pesticides applied to individual fields to help obtain information on the spread and dispersal of resistant biotypes. Consult your agricultural dealer, consultant, applicator, and/or appropriate state agricultural extension service representative for specific alternative cultural practices or herbicide recommendations available in your area.

**DIRECTIONS FOR USE**

It is a violation of federal law to use this product in a manner inconsistent with its labeling.

SULFOMETURON METHYL 75 should be used only in accordance with recommendations on this label or in separately published DuPont recommendations.

DuPont will not be responsible for losses or damages resulting from the use of this product in any manner not specifically recommended by DuPont. User assumes all risks associated with such nonrecommended use.

Do not use on food or feed crops.

Do not apply this product in a way that will contact workers or other persons, either directly or through drift. Only protected handlers may be in the area during application. For any requirements specific to your State or Tribe, consult the agency in your State responsible for pesticide regulation.

**AGRICULTURAL USES**

**AGRICULTURAL USE REQUIREMENTS**

Use this product only in accordance with its labeling and with the Worker Protection Standard, 40 CFR part 170. This Standard contains requirements for the protection of agricultural workers on farms, forests, nurseries, and greenhouses, and handlers of agricultural pesticides. It contains requirements for training, decontamination, notification, and emergency assistance. It also contains specific instructions and exceptions pertaining to the statements on this label about personal protective equipment (PPE) and restricted-entry interval. The requirements in this box only apply to uses of this product that are covered by the Worker Protection Standard.

Do not enter or allow worker entry into treated areas during the restricted entry interval (REI) of 4 hours.

PPE required for early entry to treated areas that is permitted under the Worker Protection Standard and that involves contact with anything that has been treated, such as plants, soil, or water, is:

- Coveralls.
- Chemical resistant gloves made of any waterproof material
- Shoes plus socks.

**FORESTRY**

**Application Information**

SULFOMETURON METHYL 75 is recommended to control many broadleaf weeds and grasses in forestry sites. Apply by ground equipment or by air (helicopter only).

**Application Timing**

Apply SULFOMETURON METHYL 75 before herbaceous weeds emerge or shortly thereafter. Apply only during

seasons when rainfall is sufficient to activate the herbicide in the soil.

**Weeds Controlled**

DuPont™ SULFOMETURON METHYL 75 effectively controls the following weeds when applied at the use rates indicated for the respective crop species:

Chickweed	Nutsedge (yellow)
Crabgrass	Panicums (broadleaf, fall, narrow)
Dogfennel	
Fescue	Pokeweed
Fireweed (willowweed)	Ragweed
Goldenrod	Shepherd's purse
Horseweed	White snakeroot
Kentucky bluegrass	Yellow sweetclover

See also weeds controlled under **Application Information—Noncrop (Industrial) Sites**

**Application Rates**

Apply SULFOMETURON METHYL 75 at the rates indicated by region. Use a low rate on coarse-textured soils (i.e., loamy sands, sandy loams) and a higher rate on fine-textured soils (i.e. sandy clay loams and silty clay loams).

**CONIFERS**

**Conifer Site Preparation**

**—Application Before Transplanting**

Make all applications before transplanting to control herbaceous weeds.

**Southeast**—Apply 2 to 8 oz per acre for loblolly, longleaf, slash, and Virginia pine. Transplant longleaf pine at least 60 days after treatment.

**Northeast and Lake States**—Apply 2 to 4 oz per acre for black spruce. Transplant at least 13 months after treatment.

Apply 2-1/2 to 4 oz SULFOMETURON METHYL 75 plus "Accord" (as registered) for larch and tamarack. Transplant the following spring or summer but not less than 8 months after treatment.

**West**—Apply 2 to 4 oz per acre for coastal redwood, Douglas fir, grand fir, lodgepole pine, ponderosa pine, western larch, western white pine, and white fir. For ponderosa pine in California and other arid areas, apply in the fall and transplant the following spring.

**Conifer Release**

**—Application After Transplanting**

Apply SULFOMETURON METHYL 75 after transplanting to control herbaceous weeds.

**Southeast**—Apply 2 to 8 oz per acre for loblolly, longleaf, slash or Virginia pine. Apply 1 to 1 1/2 oz per acre for eastern white pine.

**Tank Mix Combinations (Southeast only)**—To control a broader spectrum of weeds in stands of loblolly, longleaf, or slash pine, apply 2 to 4 oz of SULFOMETURON METHYL 75 plus 2 to 3 pt of DuPont™ VELPAR® L

herbicide or 2/3 to 1 lb of VELPAR® DF herbicide. Tank mix may injure or kill trees when applied during high humidity and temperature.

To enhance control of bermudagrass and Johnsongrass in stands of loblolly pine, apply 2 oz of SULFOMETURON METHYL 75 plus 4 to 6 fl oz of "Arsenal" Applicators Concentrate. For the best results, make the application during late winter through spring when weeds first emerge. "Arsenal" may temporarily inhibit pine growth if it is applied when pine is actively growing.

For control of many annual weeds particularly on cropland conversion areas, apply 2 to 4 oz of SULFOMETURON METHYL 75 plus 4 to 8 pt of "Aatrex" 4L per acre. Use the higher rates on medium to fine texture soils where organic matter exceeds 2%. Use only on tree species specifically listed on both the SULFOMETURON METHYL 75 and "Aatrex" 4L labels.

**Northeast and Lake States**—Apply 2 to 8 oz per acre for jack or Virginia pine. Apply 1 to 1-1/2 oz per acre for eastern white pine. Apply 1-1/2 to 3 oz per acre for white spruce. Make applications when trees are dormant. Applications at budbreak and later stages of active growth may severely injure or kill trees.

**West**—Apply 2 to 4 oz per acre for coastal redwood, Douglas fir, grand fir, lodgepole pine, ponderosa pine, western larch, or western white pine. Applications made after dormancy break in the spring and before the final resting bud has hardened in the fall may severely injure or kill trees. For ponderosa pine in California and other arid areas, treatments applied over the top of transplant stock in the first year outplanted should be made in the fall, following transplanting in the spring after the final resting bud has hardened, or the following spring (second year outplanted).

**HARDWOODS**

**Hardwood Site Preparation**

**—Application Before Transplanting**

Apply 3 to 5 oz on sites where northern red oak, white oak, chestnut oak, American sycamore, ash (white or green), red maple, sweetgum, or yellow poplar are to be planted. Make all applications before transplanting.

**Hardwood Release**

**—Application After Transplanting**

Apply 1 to 4 oz per acre in stands of American sycamore, ash (white or green), bald cypress, oaks (such as chestnut, northern red, southern red, overcup, pin, swamp chestnut, cherrybark, water, white, pin, etc.), red maple, sweetgum, or yellow poplar.

SULFOMETURON METHYL 75 should be applied before the hardwood tree seedlings or transplants break dormancy (bud swell stage). Applications made over the top after the trees have broken dormancy may injure or kill the trees.

**IMPORTANT PRECAUTIONS—FORESTRY ONLY**

- Applications of SULFOMETURON METHYL 75 made to trees, conifers, or hardwoods that are suffering from loss of vigor caused by insects, diseases, drought, winter damage,

animal damage, excessive soil moisture, planting shock, or other stresses, may injure or kill the trees.

- Applications of DuPont™ SULFOMETURON METHYL 75 made for release (trees present) should only be made after adequate rainfall has closed the planting slit and settled the soil around the roots following transplanting.
- Do not apply SULFOMETURON METHYL 75 to conifers or hardwoods grown for Christmas trees or ornamentals.
- If a surfactant is used with SULFOMETURON METHYL 75, allowing the spray to contact tree foliage may injure or kill trees. The user assumes all responsibility for tree injury if a surfactant is used with SULFOMETURON METHYL 75 treatments applied after planting.
- SULFOMETURON METHYL 75 applications may result in damage and mortality to other species of trees when they are present on sites with those listed in the preceding recommendations for forestry uses.
- Use on hardwood trees growing in soils having a pH of 7 or greater may injure or kill the trees.
- Careful consideration must be given by an experienced and knowledgeable forester to match the requirements of the hardwood tree species to the conditions of the site. Treatment of species mismatched to the site may injure or kill the trees.
- SULFOMETURON METHYL 75 is not recommended for use on poorly drained or marshy sites, but it may be used where plantings are on raised beds.

### NON-AGRICULTURAL USES

#### NON-AGRICULTURAL USE REQUIREMENTS

The requirements in this box apply to uses of this product that are NOT within the scope of the Worker Protection Standard for agricultural pesticides (40 CFR Part 170). The WPS applies when this product is used to produce agricultural plants on farms, forests, nurseries, or greenhouses.

Selective non-crop industrial weed control and weed control in turf(industrial, unimproved only) are not within the scope of the Worker Protection Standard.

Do not enter or allow others to enter the treated area until sprays have dried.

#### NONCROP (INDUSTRIAL) SITES

##### Application Information

SULFOMETURON METHYL 75 is recommended for use for general weed control on noncrop, industrial sites such as airports, military installations, fence rows, roadsides and associated rights-of-way, lumberyards, petroleum tank farms, pipeline and utility rights-of-way, pumping installations, railroads, storage areas, plant sites, and other similar areas including governmental and private lands. Apply by ground equipment only unless directed otherwise by supplemental labeling.

Combination with other herbicides broadens the spectrum of weeds controlled. In addition, total vegetation control can be achieved with higher rates of SULFOMETURON METHYL 75 plus residual-type companion herbicides. To improve the control of weeds, add surfactant at 0.25% by volume.

#### AREAS OF 20" OR LESS ANNUAL RAINFALL (ARID AREAS)

##### Application Timing

Apply SULFOMETURON METHYL 75 as a preemergence or early postemergence spray during the rainy season when weeds are actively germinating or growing.

##### Weeds Controlled

SULFOMETURON METHYL 75 effectively controls the following broadleaf weeds and grasses when applied at the rates shown.

##### Application Rates

Apply SULFOMETURON METHYL 75 at the rates indicated by weed type. When applied at lower rates, SULFOMETURON METHYL 75 provides short-term control of weeds listed; when applied at higher rates, weed control is extended.

#### Broadleaf Weeds—1-1/3 to 2 oz per acre

Annual sowthistle	Common yarrow
Black mustard	Curly dock
Buckhorn plantain	Prickly coontail
Burclover	Seaside heliotrope
Carolina geranium	Spreading orach
Chickweed	Sunflower
Common mallow	Western ragweed
Common speedwell	Whitstem filaree

#### Grasses (up to 6 to 12" tall)—1-1/3 to 2 oz per acre

Annual bluegrass	Red brome
Barnyardgrass	Reed Canarygrass
Cheat	Ripgut brome
Foxtail barley	Seashore saltgrass
Foxtail fescue	Signalgrass
Italian ryegrass	Yellow foxtail
Jointed goatgrass	

#### Grasses —2 to 3 oz per acre

Smooth brome

The weeds listed in Areas Of 20" Or More Annual Rainfall can also be controlled in arid areas; however, SULFOMETURON METHYL 75 must be applied at 3 to 8 oz per acre to control those weeds. These higher rates also provide control of severe infestations and longer term control of weeds listed for arid areas.



**AREAS OF 20" OR MORE ANNUAL RAINFALL**

**Application Timing**

Apply DuPont™ SULFOMETURON METHYL 75 as a preemergence or early postemergence spray during the rainy season when weeds are actively germinating or growing.

**Weeds Controlled**

SULFOMETURON METHYL 75 effectively controls the following broadleaf weeds and grasses when applied at the rates shown.

**Application Rates**

Apply SULFOMETURON METHYL 75 at the rates indicated by weed type. When applied at lower rates, SULFOMETURON METHYL 75 provides short term control of weeds listed; when applied at higher rates, weed control is extended.

**Broadleaf Weeds—3 to 5 oz per acre**

Bouncingbet	Pigweed
Burclover	Purple starthistle
Carolina geranium	Ragweed
Common chickweed	Sowthistle (annual)
Common dandelion	Sunflower
Common speedwell	Sweet clover
Common yarrow	Tansymustard
Crimson clover	Tansy ragwort
Dogfennel	Tumble mustard
Hoary cress (whitetop)	Vetch
Little mallow	Wild carrot
Mustard	Wild oats
Ox-eye daisy	Yellow rocket
Pepperweed	

**Broadleaf Weeds—6 to 8 oz per acre**

Bedstraw	Horsetail (Equisetum)
Canada thistle	Kudzu
Curly dock	Musk thistle
Redstem filaree	Turkey mullein
Goldenrod	Wild blackberry

**Grasses—3 to 5 oz per acre**

Alta fescue	Kentucky bluegrass
Annual bluegrass	Little barley
Annual ryegrass	Red brome
Bahiagrass	Red fescue
Barnyardgrass	Reed canarygrass
Downy brome	Ripgut brome
Fescue	Ryegrass
Foxtails (except green)	Smooth brome
Foxtail barley	Sprangletop (annual)
Indiangrass	Wheat (volunteer)
Italian ryegrass	

**Grasses—6 to 8 oz per acre**

**Johnsongrass**

For short-term (up to 3 months) control of johnsongrass, apply early postemergence. Repeat treatment if additional control is desired or if regrowth occurs.

**Note:** Use the higher level of recommended dosage ranges under the following conditions:

- heavy weed growth
- soils containing more than 2-1/2% organic matter
- high soil moisture areas, such as along road edges or railroad shoulders

**Specific Weed Problems**

**—Noncrop (Industrial) Sites**

**Kochia, Russian Thistle, and Prickly Lettuce**

Since biotypes of kochia, Russian thistle, and prickly lettuce are known to be resistant to SULFOMETURON METHYL 75, tank mixture combinations with herbicides having different modes of action, such as "Karmex" DF, DuPont™ HYVAR® X or DuPont™ KROVAR® I DF, must be used. In areas where resistance is known to exist, these weeds should be treated postemergence with other herbicides registered for their control, such as 2,4-D or dicamba. Do not allow kochia, Russian thistle, or prickly lettuce to form mature seed.

**TANK MIX COMBINATIONS**

To improve preemergence to early postemergence control of weeds and grasses, add 2 to 8 oz of SULFOMETURON METHYL 75 per acre to the recommended rates of the following herbicides: HYVAR® X herbicide, "Karmex" DF herbicide, KROVAR® I DF herbicide, DuPont™ VELPAR® L herbicide, VELPAR® herbicide, DuPont™ ESCORT® herbicide (do not use in California), DuPont™ TELAR® herbicide, glyphosate, dicamba, or 2,4-D.

Apply SULFOMETURON METHYL 75 plus a companion herbicide at the rates and timing as shown on package labels for target weeds. For application method and other use specifications, use the most restrictive directions for the intended combination.

Do not tank mix SULFOMETURON METHYL 75 with HYVAR® XL herbicide.

**UNDER ASPHALT AND CONCRETE PAVEMENT**

**Application Information**

SULFOMETURON METHYL 75 can be used to control weeds under asphalt and concrete pavement, such as that used in parking lots, highway shoulders, median strips, roadways, and other industrial sites.

SULFOMETURON METHYL 75 will not control tubers, rhizomes, woody vegetation such as small trees, brush or woody vines.

SULFOMETURON METHYL 75 should only be used in an area that has been prepared according to good construction practices. Use sufficient water to ensure uniform coverage, generally 100 gal per acre. Agitate the tank continuously to keep SULFOMETURON METHYL 75 in suspension.

**Application Timing**

DuPont™ SULFOMETURON METHYL 75 should be applied immediately before paving to avoid lateral movement of the herbicide as a result of soil movement due to rainfall or mechanical means.

**Application Rate**

Apply SULFOMETURON METHYL 75 at 4 to 8 oz per acre. Use a higher rate on hard-to-control weeds and for long-term control.

**Tank Mix Combinations**

**—Under Asphalt and Concrete Pavement**

For broader spectrum control or for an extended period of control under asphalt or concrete pavement, SULFOMETURON METHYL 75 may be applied as a tank mix with HYVAR X at 6 to 15 lb per acre or KROVAR I DF at 7 to 15 lb per acre.

**IMPORTANT PRECAUTIONS—UNDER ASPHALT ONLY**

- Do not use SULFOMETURON METHYL 75 under pavement in residential properties such as driveways, or in recreational areas, including jogging or bike paths, tennis courts, or golf cart paths.
- Desirable plants may be injured if their roots extend into treated areas or if planted in treated areas.

**TURF, INDUSTRIAL (UNIMPROVED ONLY)**

**Application Information**

SULFOMETURON METHYL 75 is recommended to control weeds on unimproved industrial turf, on roadsides, or on other noncrop sites where the turf is well established as a ground cover. Applications may temporarily suppress grass growth and inhibit seedhead formation (chemical mowing).

**Bermudagrass Release**

**Application Timing**

Apply SULFOMETURON METHYL 75 after bermudagrass has broken dormancy and is well established, usually 30 days after initial spring flush. If additional applications are necessary, apply SULFOMETURON METHYL 75 again during late spring to early summer. On established weeds, apply SULFOMETURON METHYL 75 1 to 2 weeks after mowing for the best results.

SULFOMETURON METHYL 75 may also be applied in late fall or early winter. Use the lower rates on small seedling weeds and a higher rate on larger weeds. Also, refer to the listing of Weeds Controlled under Noncrop (Industrial) Weed Control.

**Weeds Controlled**

SULFOMETURON METHYL 75 may be used to control the following weeds when applied at the use rates shown.

**Late Spring to Early Summer—1 to 2 oz/acre**

Carolina Geranium	Goldenrod
Fescue	Spotted Spurge
Foxtail	Wild carrot

**Spring to Fall—2 to 3 oz/acre**

Johnsongrass

**Late Fall to Early Winter—1 to 4 oz/acre**

Carolina geranium	Little barley
Common chickweed	Wild blackberry
Fescue	

**Tank Mix Combinations—Bermudagrass (South Only)**

Apply 1 to 2 oz SULFOMETURON METHYL 75 per acre as a tank mix with 3 to 4 lb active ingredient of MSMA per acre on well-established bermudagrass during the summer. Refer to the MSMA package label for a list of additional weeds that may be controlled. Two or more sequential applications of MSMA alone may be necessary to maintain weed control.

**Centipede Release**

**Application timing**

Apply 1 to 2 ounces of SULFOMETURON METHYL 75 in the fall or early winter, or in the early summer following greenup of the centipede. Refer to the listing of Weeds Controlled under Bermudagrass Release.

**Bahiagrass Release and Seedhead Suppression**

**Application Timing**

Apply 1/2 to 1 oz SULFOMETURON METHYL 75 per acre to turf after green-up and before seedheads emerge (boot stage). Ensure that desirable grasses are well-established at application, as premature treatment may result in top kill and stand reduction of desirable turf. Make only one application per year.

**Smooth Brome and Crested Wheatgrass Release and Suppression**

**Application Timing**

Apply 1 oz SULFOMETURON METHYL 75 per acre to turf after green-up and before seedheads emerge (boot stage). Ensure that desirable grasses are well-established at application, as premature treatment may result in top kill and stand reduction of desirable turf. Make only one application per year.

**Weeds Controlled**

SULFOMETURON METHYL 75 may be used to control the following weeds when applied at the use rates shown.

**Late Spring to Early Summer—1 oz/acre**

Downy Brome	Goldenrod
Foxtail	

**IMPORTANT PRECAUTIONS—INDUSTRIAL, UNIMPROVED TURF**

- Excessive injury to turf may result if a surfactant is used with SULFOMETURON METHYL 75 applications made to actively growing turf. The user assumes all responsibility for turf injury if a surfactant is used with SULFOMETURON METHYL 75 treatments applied to actively growing turf.
- SULFOMETURON METHYL 75 may temporarily discolor or cause top kill of turf grasses. Applications made while turf is dormant may delay green-up in the spring.

- Annual retreatments may reduce vigor, particularly at the higher recommended rates, where bahiagrass, crested wheatgrass and smooth brome are grown.
- DuPont™ SULFOMETURON METHYL 75 application on turf that is under stress from drought, insects, disease, cold temperatures or late spring frost, may result in injury.
- Do not apply SULFOMETURON METHYL 75 to turf within 1 year of planting as stand reduction may result.

### SPRAY EQUIPMENT

Following an SULFOMETURON METHYL 75 application, do not use sprayer for application to agricultural or ornamental crops. The mixing and application equipment must be used for forestry and noncrop applications only. This is extremely important as low rates of SULFOMETURON METHYL 75 can kill or severely injure most crops.

### BROADCAST APPLICATION

#### Ground

Use 15 to 40 gal of water per acre when applying SULFOMETURON METHYL 75 as a broadcast application. Select a spray volume and delivery system that will ensure thorough coverage and a uniform spray pattern. Be sure the sprayer is calibrated before use. Avoid overlapping and shut off spray booms while starting, turning, slowing, or stopping to avoid injury to desired species.

#### Air (Helicopter Only)

Use 5 to 15 gal of water per acre when applying SULFOMETURON METHYL 75. Select a spray volume and delivery system that will ensure thorough coverage and a uniform spray pattern. Do not use fixed-wing aircraft. Be sure the sprayer is calibrated. Avoid overlapping and shut off spray booms while starting, turning or slowing to avoid injury to desired species.

### MIXING INSTRUCTIONS

1. Fill spray tank 1/2 full of water.
2. With the agitator running, add the proper amount of SULFOMETURON METHYL 75.
3. If using a companion product, add the recommended amount.
4. For postemergent applications, add the proper amount of spray adjuvants (i.e. surfactants, drift control agents, etc.).
5. Add the remaining water.
6. Agitate the spray tank thoroughly.

Use the spray preparation within 24 hours to avoid product degradation. If the spray preparation is left standing, agitate it thoroughly before using.

### SPRAYER CLEANUP

Thoroughly clean all mixing and spray equipment following applications of SULFOMETURON METHYL 75 as follows:

1. Drain tank; thoroughly rinse spray tanks, boom, and hoses with clean water.
2. Fill the tank with clean water and 1 gal of household ammonia (contains 3% active) for every 100 gal of water. Flush the hoses, boom, and nozzles with the cleaning

solution. Then add more water to completely fill the tank. Circulate the cleaning solution through the tank and hoses for at least 15 min. Flush the hoses, boom, and nozzles again with the cleaning solution, and then drain the tank.

Equivalent amounts of an alternate-strength ammonia solution or a commercial cleaner can be used in the cleanout procedure. If a commercial cleaner is used, carefully read and follow the individual cleaner instructions.

3. Remove the nozzles and screens and clean separately in a bucket containing cleaning agent and water.
4. Repeat step 2.
5. Rinse the tank, boom, and hoses with clean water.
6. Dispose of the rinsate on a labeled site or at an approved waste disposal facility. If a commercial cleaner is used follow the directions for rinsate disposal on the label.

#### Notes:

1. **Caution:** Do not use chlorine bleach with ammonia as dangerous gases will form. Do not clean equipment in an enclosed area.
2. Steam-cleaning aerial spray tanks is recommended before performing the above cleanout procedure to facilitate the removal of any caked deposits.
3. When SULFOMETURON METHYL 75 is tank mixed with other pesticides, all required cleanout procedures should be examined and the most rigorous procedure should be followed.

### SPRAY DRIFT MANAGEMENT

The interaction of many equipment and weather-related factors determines the potential for spray drift. The applicator is responsible for considering all these factors when making application decisions.

AVOIDING SPRAY DRIFT IS THE RESPONSIBILITY OF THE APPLICATOR.

#### IMPORTANCE OF DROPLET SIZE

The most effective way to reduce drift potential is to apply large droplets (>150 - 200 microns). The best drift management strategy is to apply the largest droplets that provide sufficient coverage and control. The presence of sensitive species nearby, the environmental conditions, and pest pressure may affect how an applicator balances drift control and coverage. APPLYING LARGER DROPLETS REDUCES DRIFT POTENTIAL, BUT WILL NOT PREVENT DRIFT IF APPLICATIONS ARE MADE IMPROPERLY OR UNDER UNFAVORABLE ENVIRONMENTAL CONDITIONS! See Wind, Temperature and Humidity, and Temperature Inversions sections of this label.

#### Controlling Droplet Size - General Techniques

- **Volume** - Use high flow rate nozzles to apply the highest practical spray volume. Nozzles with higher rated flows produce larger droplets.
- **Pressure** - Use the lower spray pressures recommended for the nozzle. Higher pressure reduces droplet size and does not improve canopy penetration. WHEN HIGHER FLOW RATES ARE NEEDED, USE A HIGHER-CAPACITY NOZZLE INSTEAD OF INCREASING PRESSURE.
- **Nozzle Type** - Use a nozzle type that is designed for the intended application. With most nozzle types, narrower spray

angles produce larger droplets. Consider using low-drift nozzles.

### **Controlling Droplet Size - Aircraft**

- **Number of Nozzles** - Use the minimum number of nozzles with the highest flow rate that provide uniform coverage.
- **Nozzle Orientation** - Orienting nozzles so that the spray is emitted backwards, parallel to the airstream will produce larger droplets than other orientations.
- **Nozzle Type** - Solid stream nozzles (such as disc and core with swirl plate removed) oriented straight back produce larger droplets than other nozzle types.

### **BOOM LENGTH AND HEIGHT**

- **Boom Length (aircraft)** - For helicopters use a boom length and position that prevents droplets from entering the rotor vortices.
- **Boom Height (aircraft)** - Application more than 10 ft above the canopy increases the potential for spray drift.
- **Boom Height (ground)** Setting the boom at the lowest labeled height (if specified) which provides uniform coverage reduces the exposure of droplets to evaporation and wind. The boom should remain level with the crop and have minimal bounce.

### **WIND**

Drift potential increases at wind speeds of less than 3 mph (due to variable direction and inversion potential) or more than 10 mph. However, many factors, including droplet size and equipment type determine drift potential at any given wind speed. AVOID GUSTY OR WINDLESS CONDITIONS.

**Note:** Local terrain can influence wind patterns. Every applicator should be familiar with local wind patterns and how they effect spray drift.

### **TEMPERATURE AND HUMIDITY**

When making applications in hot and dry conditions, set up equipment to produce larger droplets to reduce effects of evaporation.

### **SURFACE TEMPERATURE INVERSIONS**

Drift potential is high during a surface temperature inversion. Surface inversions restrict vertical air mixing, which causes small suspended droplets to remain close to the ground and move laterally in a concentrated cloud. Surface inversions are characterized by increasing temperature with altitude and are common on nights with limited cloud cover and light to no wind. They begin to form as the sun sets and often continue into the morning. Their presence can be indicated by ground fog; however, if fog is not present, inversions can also be identified by the movement of smoke from a ground source or an aircraft smoke generator. Smoke that layers and moves laterally in a concentrated cloud (under low wind conditions) indicates a surface inversion, while smoke that moves upward and rapidly dissipates indicates good vertical air mixing.

### **SHIELDED SPRAYERS**

Shielding the boom or individual nozzles can reduce the effects of wind. However, it is the responsibility of the applicator to verify that the shields are preventing drift and not interfering with uniform deposition of the product.

## **IMPORTANT PRECAUTIONS**

Injury to or loss of desirable trees or other plants may result from failure to observe the following:

- If equipment is drained or flushed on or near desirable trees or other plants, or on areas where their roots may extend, or in locations where the chemical may be washed or moved into contact with their roots.
- Treatment of powdery, dry soil or light, sandy soil when there is little likelihood of rainfall soon after treatment may result in off target movement and possible damage to susceptible crops when soil particles are moved by wind or water. Injury to crops may result if treated soil is washed, blown, or moved onto land used to produce crops. Exposure to DuPont™ SULFOMETURON METHYL 75 may injure or kill most crops. Injury may be more severe when the crops are irrigated. Do not apply SULFOMETURON METHYL 75 when these conditions are identified and powdery, dry soil or light or sandy soil are known to be prevalent in the area to be treated.
- Applications made where runoff water flows onto agricultural land may injure crops. Applications made during periods of intense rainfall, to soils saturated with water, surfaces paved with materials such as asphalt or concrete, or soils through which rainfall will not readily penetrate may result in runoff and movement of SULFOMETURON METHYL 75. Do not treat frozen soil. Treated soil should be left undisturbed to reduce the potential for SULFOMETURON METHYL 75 movement by soil erosion due to wind or water.

Do not use on lawns, walks, driveways, tennis courts, or similar areas.

Keep from contact with fertilizers, insecticides, fungicides, and seeds.

Do not apply in or on irrigation ditches or canals including their outer banks.

Do not apply through any type of irrigation system.

Do not use the equipment used to mix or apply SULFOMETURON METHYL 75 on crops. The mixing and application equipment may be used for forestry and noncrop applications only.

If noncrop or forested sites treated with SULFOMETURON METHYL 75 are to be converted to a food, feed, or fiber agricultural crop, or to a horticultural crop, do not plant the treated sites for at least one year after the SULFOMETURON METHYL 75 application. To avoid damage to crops planted in these areas, and to ensure complete SULFOMETURON METHYL 75 dissipation in treated sites, soil samples should be quantitatively analyzed, and a bioassay should be conducted before planting.

Do not use this product in the following counties of Colorado: Saguache, Rio Grande, Alamosa, Costilla and Conejos.

**STORAGE AND DISPOSAL**

**STORAGE:** Store product in original container only. Do not contaminate water, other pesticides, fertilizer, food or feed in storage.

**PRODUCT DISPOSAL:** Do not contaminate water, food or feed by disposal. Wastes resulting from the use of this product may be disposed of on site or at an approved waste disposal facility.

**CONTAINER DISPOSAL: For Plastic Containers:** Triple rinse (or equivalent) the container. Then offer for recycling or reconditioning, or puncture and dispose of in a sanitary landfill, or by incineration, or, if allowed by State and local authorities, by burning. If burned, stay out of smoke. **For Fiber Sacks:** Completely empty fiber sack by shaking and tapping sides and bottom to loosen clinging particles. Empty residue into manufacturing or application equipment. Then dispose of sack in a sanitary landfill or by incineration if allowed by State and local authorities. **For Fiber Drums With Liners:** Completely empty liner by shaking and tapping sides and bottom to loosen clinging particles. Empty residue into application equipment. Then dispose of liner in a sanitary landfill or by incineration if allowed by State and local authorities. If drum is contaminated and cannot be reused, dispose of in the same manner.

**NOTICE TO BUYER:** Purchase of this material does not confer any rights under patents of countries outside of the United States.

The DuPont Oval Logo, DuPont™, VELPAR®, HYVAR®, KROVAR®, ESCORT®, TELAR® are trademarks or registered trademarks of E. I. duPont de Nemours and Company

"Accord" is a trademark of Dow AgroSciences LLC

"Arsenal" is a trademark of BASF Specialty Products

"Aatrex" is a trademark of Syngenta Crop Protection Inc.

"Karmex" is a registered trademark of E. I. du Pont de Nemours and Company and is exclusively licensed to Griffin L.L.C.

**D - 905 052103**

**LIMITATION OF WARRANTY AND LIABILITY**

**NOTICE:** Read This Limitation of Warranty and Liability Before Buying or Using This Product. If the Terms Are Not Acceptable, Return the Product at Once, Unopened, and the Purchase Price Will Be Refunded.

It is impossible to eliminate all risks associated with the use of this product. Such risks arise from weather conditions, soil factors, off target movement, unconventional farming techniques, presence of other materials, the manner of use or application, or other unknown factors, all of which are beyond the control of DuPont. These risks can cause: ineffectiveness of the product; crop injury, or; injury to non-target crops or plants.

DuPont does not agree to be an insurer of these risks. **WHEN YOU BUY OR USE THIS PRODUCT, YOU AGREE TO ACCEPT THESE RISKS.**


DuPont warrants that this product conforms to the chemical description on the label thereof and is reasonably fit for the purpose stated in the Directions for Use, subject to the inherent risks described above, when used in accordance with the Directions for Use under normal conditions.

**DUPONT MAKES NO OTHER EXPRESS OR IMPLIED WARRANTY OF FITNESS OR OF MERCHANTABILITY OR ANY OTHER EXPRESS OR IMPLIED WARRANTY.**

**IN NO EVENT SHALL DUPONT OR SELLER BE LIABLE FOR ANY INCIDENTAL, CONSEQUENTIAL OR SPECIAL DAMAGES RESULTING FROM THE USE OR HANDLING OF THIS PRODUCT. BUYER'S OR USER'S BARGAINED-FOR EXPECTATION IS CROP PROTECTION. THE EXCLUSIVE REMEDY OF THE USER OR BUYER AND THE EXCLUSIVE LIABILITY OF DUPONT OR SELLER, FOR ANY AND ALL CLAIMS, LOSSES, INJURIES OR DAMAGES (INCLUDING CLAIMS BASED ON BREACH OF WARRANTY OR CONTRACT, NEGLIGENCE, TORT OR STRICT LIABILITY), WHETHER FROM FAILURE TO PERFORM OR INJURY TO CROPS OR OTHER PLANTS, AND RESULTING FROM THE USE OR HANDLING OF THIS PRODUCT, SHALL BE THE RETURN OF THE PURCHASE PRICE OF THE PRODUCT, OR AT THE ELECTION OF DUPONT OR SELLER, THE REPLACEMENT OF THE PRODUCT.**

DuPont or its Ag Retailer must have prompt notice of any claim so that an immediate inspection of buyer's or user's growing crops can be made. Buyer and all users shall promptly notify DuPont or a DuPont Ag Retailer of any claims, whether based on contract, negligence, strict liability, other tort or otherwise or be barred from any remedy.

This Limitation of Warranty and Liability may not be amended by any oral or written agreement.



**For product information call: 1-888-6-DUPONT**  
**Internet address: <http://cropprotection.dupont.com/>**

**© 1998-2003 E. I. du Pont de Nemours and Company, Wilmington, Delaware 19898.**  
**All rights reserved.**