

Please read instructions on reverse before completing form.

Form Approved, OMB No. 2070-0080, Approval expires 05-31-98

 United States Environmental Protection Agency Washington, DC 20460	<input type="checkbox"/> Registration <input type="checkbox"/> Amendment <input checked="" type="checkbox"/> Other	OPP Identifier Number _____
--	--	-----------------------------

Application for Pesticide - Section I

1. Company/Product Number DuPont / 352-395	2. EPA Product Manager Joanne Miller	3. Proposed Classification <input type="checkbox"/> None <input type="checkbox"/> Restricted
4. Company/Product (Name) DuPont / DuPont™ Krenite® S	PM# 23	
5. Name and Address of Applicant (Include ZIP Code) DuPont Crop Protection Stine Haskell Research Center P.O. Box 30, Newark, DE 19714-0030 Attention: A. Stoops <input type="checkbox"/> Check if this is a new address	6. Expedited Review. In accordance with FIFRA Section 3(c)(3) (b)(i), my product is similar or identical in composition and labeling to: EPA Reg. No. _____ Product Name _____	

Section - II

<input type="checkbox"/> Amendment - Explain below. <input type="checkbox"/> Resubmission in response to Agency letter dated _____ <input checked="" type="checkbox"/> Notification - Explain below.	<input type="checkbox"/> Final printed labels in response to Agency letter dated _____ <input type="checkbox"/> "Me Too" Application. <input type="checkbox"/> Other - Explain below.	NOTIFICATION APR 20 2006
--	---	--

Explanation: Use additional page(s) if necessary. (For section I and Section II.)


Notification for DuPont™ Krenite® S:

- 1) Cover letter
- 2) EPA Form 8570-1
- 3) Three (3) copies of revised labeling (SL-928-1 041106 11-30-04)
- 4) One (1) Copy of currently approved labeling (H-64810)

Section - III

1. Material This Product Will Be Packaged In:			
Child-Resistant Packaging <input type="checkbox"/> Yes* <input type="checkbox"/> No * Certification must be submitted	Unit Packaging <input type="checkbox"/> Yes <input type="checkbox"/> No If "Yes" Unit Packaging wgt. No. per container	Water Soluble Packaging <input type="checkbox"/> Yes <input type="checkbox"/> No If "Yes" Package wgt No. per container	2. Type of Container <input type="checkbox"/> Metal <input type="checkbox"/> Plastic <input type="checkbox"/> Glass <input type="checkbox"/> Paper <input type="checkbox"/> Other (Specify) _____
3. Location of Net Contents Information <input type="checkbox"/> Label <input type="checkbox"/> Container	4. Size(s) Retail Container	5. Location of Label Directions <input type="checkbox"/> On Label <input type="checkbox"/> On Labeling accompanying product	
6. Manner in Which Label is Affixed to Product <input type="checkbox"/> Lithograph <input type="checkbox"/> Paper glued <input type="checkbox"/> Other _____ <input type="checkbox"/> Stenciled			

Section - IV

1. Contact Point (Complete items directly below for identification of individual to be contacted, if necessary, to process this application.)		
Name Anna M. Stoops	Title U.S. Registration Coordinator	Telephone No. (Include Area Code) (302) 366-6227
Certification I certify that the statements I have made on this form and all attachments thereto are true, accurate and complete. I acknowledge that any knowingly false or misleading statement may be punishable by fine or imprisonment or both under applicable law.		d. Date Application Received (Stamped)
2. Signature 	3. Title U.S. Registration Coordinator	
4. Typed Name Anna M. Stoops	5. Date 4-11-2006	




NOTIFICATION

APR 20 2006

DuPont™ Krenite® S

brush control agent



“..... A Growing Partnership With Nature”

TABLE OF CONTENTS	PAGE
ACTIVE INGREDIENTS	1
PRECAUTIONARY STATEMENTS	1
GENERAL INFORMATION	2
ENVIRONMENTAL CONDITIONS & BIOLOGICAL ACTIVITY	2
RESISTANCE	2
INTEGRATED PEST MANAGEMENT	2
TANK MIXES	2
SPRAY EQUIPMENT	2
SPRAY ADJUVANTS	2
DIRECTIONS FOR USE	2
AGRICULTURAL USES	3
AGRICULTURAL USE REQUIREMENTS	3
PINE PLANTATIONS - SITE PREPARATION	3
NON-AGRICULTURAL USES	3
NON-AGRICULTURAL USE REQUIREMENTS	3
APPLICATION INFORMATION	3
NON-CROP SITES	3
Low and High Volume Directed Application	4
Aerial Application	4
Plants Controlled	4
Tank Mixtures	4
Side Trimming	4
Cut Surface Applications	5
ADDITIONAL USE INFORMATION	5
MIXING INSTRUCTIONS	5
SPRAYER CLEANUP	5
SPRAY DRIFT MANAGEMENT	5
IMPORTANT PRECAUTIONS	6
STORAGE AND DISPOSAL	6
NOTICE TO BUYER	6
LIMITATION OF WARRANTY AND LIABILITY	7

4/11



DuPontTM Krenite[®] S

brush control agent

Water Soluble Liquid

Contains 4 Lbs. Active Ingredient Per Gallon

<i>Active Ingredient</i>	<i>By Weight</i>
Ammonium salt of fosamine [ethyl hydrogen (aminocarbonyl) phosphonate]	41.5%
<i>Inert Ingredients</i>	58.5%
TOTAL	100%

EPA Reg. No. 352-395

KEEP OUT OF REACH OF CHILDREN

CAUTION

FIRST AID

IF IN EYES: Hold eye open and rinse slowly and gently with water for 15-20 minutes. Remove contact lenses, if present, after the first five minutes, then continue rinsing eye. Call a poison control center or doctor for treatment advice.

Have the product container label with you when calling a poison control center or doctor, or going for treatment. You may also contact 1-800-441-3637 for medical emergencies involving this product.

PRECAUTIONARY STATEMENTS

HAZARDS TO HUMANS AND DOMESTIC ANIMALS

CAUTION! Causes (moderate) eye injury (irritation).
Avoid contact with eyes or clothing.

PERSONAL PROTECTIVE EQUIPMENT

Applicators and other handlers must wear:

- Long-sleeve shirt and long pants.
- Shoes plus socks.

Follow manufacturer's instructions for cleaning/maintaining PPE. If no such instructions for washables, use detergent and hot water. Keep and wash PPE separately from other laundry.

USER SAFETY RECOMMENDATIONS

USERS SHOULD: Wash hands before eating, drinking, chewing gum, using tobacco or using the toilet.

ENVIRONMENTAL HAZARDS

Do not apply directly to water, or to areas where surface water is present, or to intertidal areas below the mean high water mark. Do not contaminate water by cleaning of equipment or disposal of equipment washwaters.

5/11

GENERAL INFORMATION

DuPont™ KRENITE® S brush control agent is a water soluble liquid to be diluted with water and applied as a foliar spray for control and/or suppression of many woody species.

KRENITE® S is recommended for use in pine plantations and non-crop sites, including highway rights-of-way, industrial sites, railroad rights-of-way, storage areas, utility and pipeline rights-of-way.

This product may be applied in pine plantations and non-crop sites that contain areas of temporary surface water caused by collection of water between planting beds, in equipment ruts, or in other depressions created by management activities. It is permissible to treat intermittent drainage, intermittently flooded low lying sites, seasonally dry flood plains and transitional areas between upland and lowland sites when no water is present. It is also permissible to treat marshes, swamps and bogs after water has receded, as well as seasonally dry flood deltas. *DO NOT* make applications to natural or man-made bodies of water, such as, lakes, reservoirs, ponds, streams and canals.

KRENITE® S is non-flammable and non-volatile.

ENVIRONMENTAL CONDITIONS AND BIOLOGICAL ACTIVITY

A KRENITE® S spray directed to only part of susceptible brush species will provide control of the portion sprayed, resulting in a trimming effect. Treatment with KRENITE® S generally does not immediately affect deciduous woody plants; they retain *normal foliage for the remainder of the growing season*. Treated susceptible plants do not produce foliage or grow the following spring. Coniferous species treated with KRENITE® S generally display visible symptoms following application.

Effectiveness may be reduced if, following treatment, rainfall occurs on the same day.

RESISTANCE

When herbicides that affect the same biological site of action are used repeatedly over several years to control the same weed species in the same field, naturally-occurring resistant biotypes may survive a *correctly applied herbicide* treatment, propagate, and become dominant in that field. Adequate control of these resistant weed biotypes cannot be expected. If weed control is unsatisfactory, it may be necessary to retreat the problem area using a product affecting a different site of action.

To better manage herbicide resistance through delaying the *proliferation and possible dominance of herbicide resistant* weed biotypes, it may be necessary to change cultural practices within and between crop seasons such as using a combination of tillage, retreatment, tank-mix partners and/or sequential herbicide applications that have a different site of action. Weed escapes that are allowed to go to seed will promote the spread of resistant biotypes.

It is advisable to keep accurate records of pesticides applied to individual fields to help obtain information on the spread and dispersal of resistant biotypes. Consult your agricultural dealer, consultant, applicator, and/or appropriate state agricultural extension service representative for specific alternative cultural practices or herbicide recommendations available in your area.

INTEGRATED PEST MANAGEMENT

This product may be used as part of an Integrated Pest Management (IPM) program that can include biological, cultural, and genetic practices aimed at preventing economic pest damage. IPM principles and practices include field scouting or other detection methods, correct target pest identification, population monitoring, and treating when target pest populations reach locally determined action thresholds. Consult your state cooperative extension service, professional consultants or other qualified authorities to determine appropriate action treatment threshold levels for treating specific pest/crop systems in your area.

TANK MIXES

KRENITE® S herbicide may be tank mixed with other herbicides and/or adjuvants registered for use in pine plantations and non-crop sites.

Refer to the label of the tank mix partner(s) for any additional use instructions or restrictions.

SPRAY EQUIPMENT

KRENITE® S may be applied using high volume or low volume ground sprayers as well as aircraft (helicopter only).

Application equipment must be calibrated before making applications of KRENITE® S.

SPRAY ADJUVANTS

A penetrating type oil-based adjuvant (surfactant or crop oil concentrate) may be used with KRENITE® S. The adjuvant should be mixed in the spray solution at a minimum concentration of 1/4% by volume (1 quart per 100 gallons of spray solution) or at the manufacturer's recommended dosage.

If foaming is a problem during mixing, an anti-foam agent may be added.

DIRECTIONS FOR USE

It is a violation of Federal law to use this product in a manner inconsistent with its labeling. Do not apply this product in a way that will contact workers or other persons, either directly or through drift. Only protected handlers may be in the area during application. For any requirements specific to your State or Tribe, consult the agency responsible for pesticide regulation.

Do not apply this product through any type of irrigation system.

Do not use on food or feed crops.

KRENITE® S should be used only in accordance with recommendations on this label or in supplemental DuPont labeling.

6/11

AGRICULTURAL USES

AGRICULTURAL USE REQUIREMENTS

Use this product only in accordance with its labeling and with the Worker Protection Standard, 40 CFR part 170. This Standard contains requirements for the protection of agricultural workers on farms, forests, nurseries, and greenhouses, and handlers of agricultural pesticides. It contains requirements for training, decontamination, notification, and emergency assistance. It also contains specific instructions and exceptions pertaining to the statements on this label about personal protective equipment (PPE) and restricted-entry interval. The requirements in this box only apply to uses of this product that are covered by the Worker Protection Standard.

Do not enter or allow worker entry into treated areas during the restricted entry interval (REI) of 12 hours. PPE required for early entry to treated areas that is permitted under the Worker Protection Standard and that involves contact with anything that has been treated, such as plants, soil, or water, is:

- Coveralls.
- Shoe plus socks.

PINE PLANTATIONS - SITE PREPARATION

DuPont™ KRENITE® S is recommended for the post-harvest (pre-plant) control of undesirable pine and hardwood seedlings and saplings and suppression of brush and vines to aid site planting preparation for southern pines and/or genetically improved pines.

APPLICATION INFORMATION

Apply as a foliar spray from mid-summer to when the target tree pests begin defoliation in late summer or fall. Applications of KRENITE® S may be made by ground or air (helicopter only) equipment. Use sufficient water to ensure complete coverage of the vegetation, generally 20 to 50 gallons per acre by ground and 10 to 15 gallons per acre by air.

USE RATES AND PLANTS CONTROLLED

Pine Seedlings and Saplings

Apply 2 to 4 quarts of KRENITE® S per acre for the control of seedling and sapling pines when burning is allowed on the site.

Apply 4 to 6 quarts per acre of KRENITE® S to control seedling and sapling pines when burning is not allowed on the site.

Use the higher rate when either pine saplings predominate or when high infestations of seedling pines are in the area to be sprayed.

Combinations of pine and hardwood seedlings and saplings

To control a combination of pine and hardwood seedlings and saplings, apply a tank mixture of KRENITE® S at use rates indicated for spraying pine seedlings and saplings plus "Arsenal" herbicide (4 pound active per gallon) at 8 to 20 ounces per acre. This tank mix is recommended for the control of Ash, Blackberry, Black gum, Black locust, Box elder, Cherry, Dogwood, Elms (winged, slippery), Oaks (red, white), Red maple, Sassafras, and Sourwood.

Brush and Vine Suppression

The application of KRENITE® S plus "Arsenal" will also provide suppression of brush and vines, such as, American beautyberry (French mulberry), Baccharis (groundsel tree), Vaccinium (blueberry) species, Waxmyrtle (bayberry) and Wild grape.

*Suppression - a visible reduction in plant population and/or plant vigor as compared to an untreated area and generally not accepted as control.

Follow the use directions, precautions and restrictions on the "Arsenal" label.

Do not apply more than 3 gallons of KRENITE® S per acre per year.

NON-AGRICULTURAL USES

NON-AGRICULTURAL USE REQUIREMENTS

The requirements in this box apply to uses of this product that are NOT within the scope of the Worker Protection Standard for agricultural pesticides (40 CFR Part 170). The WPS applies when this product is used to produce agricultural plants on farms, forests, nurseries, or greenhouses.

Do not enter or allow entry into treated areas until sprays have dried to perform hand tasks.

NON-CROP SITES

KRENITE® S is recommended for general weed control as follows: uncultivated non-agricultural areas (such as, airports, highway, railroad and utility rights-of-way, sewage disposal areas); uncultivated agricultural areas (non-crop producing, which includes: farmyards, fuel storage areas, fence rows, soil bank land, barrier strips); industrial sites (outdoor, such as, lumberyards, pipeline and tank farms).

APPLICATION INFORMATION

Make a foliar application of the recommended rate of KRENITE® S from full leaf expansion in the spring to the development of full canopy coloration in the fall for deciduous species to be controlled. Coniferous species, listed in the Use Rates and Plants Controlled chart below, may be treated at anytime during the growing season.



LOW AND HIGH VOLUME DIRECTED SPRAYS

Prepare either a low volume or high volume spray solution of DuPont™ KRENITE® S. For the low volume directed spray application, do not exceed a spray concentration of 30% by volume. For the high volume directed spray application, do not use a spray concentration of less than 1.5% by volume.

Prepare the desired volume of spray solution by mixing the amount of this product in water as shown in the **Spray Solution Table**. Apply a quantity of spray solution which will thoroughly and uniformly cover the target plant foliage (spray to wet for high volume applications). Rate and volume per acre will depend on the plant species, the height and density of plant growth as well as the type of application equipment used. On tall or dense stands of brush it may be necessary to spray from opposite sides in order to obtain thorough coverage of the foliage. Use the higher rate range on stands where difficult to control species are dominant. See the **Use Rates and Plants Controlled** section of the label for use rates and a listing of **difficult to control species.

Do not apply more than 6 gallons of KRENITE® S per acre per year.

AERIAL and BROADCAST APPLICATIONS

Prepare a spray solution using 1 1/2 to 3 gallons of KRENITE® S in 10 to 40 gallons of water (see **Spray Solution Table**). For broadcast ground applications, use this product at the rate of 1.5 to 6 gallons per acre. Do not apply more than 6 gallons per acre when using ground equipment. For aerial applications, use this product at the rate of 1.5 to 3 gallons per acre. Do not apply more than 3 gallons of KRENITE® S per acre when using aerial equipment. Use sufficient spray volume to uniformly and thoroughly cover the foliage. Use the higher concentrations on stands in which difficult to control species are predominant (see **Use Rates and Plants Controlled** section for a listing of **difficult to control species).

SPRAY SOLUTION TABLE

Amount of Krenite® S

Desired Volume	1.5%	2%	3%	4%	10%	20%	30%
5 Gal	**	**	**	0.8 qt	0.5 gal	1 gal	1.5 gal
10 Gal	0.6 qt	0.8 qt	1.2 qt	1.6 qt	1 gal	2 gal	3 gal
20 Gal	1.2 qt	1.6 qt	0.6 gal	0.8 gal	2 gal	4 gal	6 gal
30 Gal	0.45 gal	0.6 gal	0.9 gal	1.2 gal	3 gal	6 gal	
40 Gal	0.6 gal	0.8 gal	1.2 gal	1.6 gal	4 gal	**	**
50 Gal	0.75 gal	1 gal	1.5 gal	2 gal	5 gal	**	**
100 Gal	1.5 gal	2 gal	3 gal	4 gal	**	**	**

USE RATES AND PLANTS CONTROLLED

KRENITE® S effectively controls or suppresses (**difficult to control listings) the following plants when applied at the use rates shown.

**Suppression - a visible reduction in plant population and/or plant vigor as compared to an untreated area and generally not accepted as control.

1 1/2 to 6 gal KRENITE® S per acre

Alder, red	<i>Alnus rubra</i>
Ash, white	<i>Fraxinus Americana</i>
Aspen, quaking	<i>Populus tremuloides</i>
Birch	<i>Betula sp.</i>
Blackberry	<i>Rubus sp.</i>
Blackgum	<i>Nyssa sylvatica</i>
Cherry, black**	<i>Prunus serotina</i>
Cherry, pin	<i>Prunus pensylvanica</i>
Chokecherry, common**	<i>Prunus virginiana</i>
Elm**	<i>Ulmus sp.</i>
Fern, bracken	<i>Pteridium aquilinum</i>
Hawthorn**	<i>Crataegus sp.</i>
Hickory**	<i>Carya sp.</i>
Locust, black	<i>Robinia pseudoacacia</i>
Maple, bigleaf**	<i>Acer macrophyllum</i>
Maple, red**	<i>Acer rubrum</i>
Maple, vine	<i>Acer circinatum</i>
Oak, red	<i>Quercus rubra</i>
Oak, water	<i>Quercus arkansana</i>
Oak, white	<i>Quercus alba</i>
Persimmon**	<i>Diospyros virginiana</i>
Pine, loblolly	<i>Pinus taeda</i>
Pine, Virginia	<i>Pinus virginiana</i>
Poplar, yellow (tuliptree)**	<i>Liriodendron tulipifera</i>
Salmonberry	<i>Rubus spectabilis</i>
Sassafras**	<i>Sassafras sassafras</i>
Sourwood**	<i>Oxydendrum arboretum</i>
Spurge, leafy***	<i>Euphorbia esula</i>
Sumac	<i>Rhus sp.</i>
Sweetgum	<i>Liquidambar styraciflua</i>
Tallow, Chinese	<i>Sapium sebiferum</i>
Thimbleberry	<i>Rubus parviflorus</i>
Willow**	<i>Salix sp.</i>

2 to 6 gal KRENITE® S per acre

Basswood, American**	<i>Tilia Americana</i>
Bindweed, field***	<i>Convolvulus arvensis</i>
Cottonwood, Eastern	<i>Populus deltoids</i>
Elder, American	<i>Sambucus canadensis</i>
Elm, slippery	<i>Ulmus rubra</i>
Elm, winged**	<i>Ulmus alata</i>
Grape, wild	<i>Vitis sp.</i>
Pine, Eastern white	<i>Pinus strobes</i>
Plum, wild	<i>Prunus munsoniana</i>
Rose, multiflora	<i>Rosa multiflora</i>
Sycamore	<i>Platanus occidentalis</i>
Tree-of-heaven	<i>Ailanthus altissima</i>

**Difficult to control or Suppression

Suppression - a visible reduction in plant population and/or plant vigor as compared to an untreated area and generally not accepted as control.

***Make applications after plants begin to bloom.

TANK MIXTURES

KRENITE® S plus DuPont™ ESCORT® XP

KRENITE® S plus ESCORT® XP is recommended for the control of Eastern red cedar and improved control of Ailanthus (tree of heaven), Ash, Cherry, Elm and Red maple.

Apply 1.5 to 3 gallons of KRENITE® S plus 1 to 2 ounces of ESCORT® XP per acre. Apply a quantity of spray solution that will thoroughly and uniformly cover the target brush/trees without causing unnecessary run-off (spray to wet). If the site contains difficult to control species (see ** in "USE RATES AND PLANTS CONTROLLED" section), use the higher rates of both KRENITE® S and ESCORT® XP.

Follow the use directions, precautions and restrictions on the ESCORT® XP label.

DuPont™ KRENITE® S plus "Arsenal"

KRENITE® S plus "Arsenal" herbicide (2 pounds active ingredient per gallon) is recommended for the control of Box elder, Hackberry, Persimmon, Wild pecan and Dogwood and for improved control of Ash, Black Cherry, Elm, Maple, Sassafras and Willow.

Apply 1.5 to 3 gallons of KRENITE® S plus 8 to 20 ounces of "Arsenal" per acre. Apply a quantity of the spray solution that will thoroughly and uniformly cover the target brush without causing unnecessary run-off (spray to wet). If the site contains difficult to control species (see ** in "USE RATES AND PLANTS CONTROLLED" section), use the higher rates of both KRENITE® S and "Arsenal".

Follow the use directions, precautions and restrictions on the "Arsenal" label.

KRENITE® S plus "Tordon" K

KRENITE® S plus "Tordon" K herbicide is recommended for the control of Hackberry, Persimmon, and Walnut for improved control of Cherry, Elm, Hickory, Locust, Oak, Poplar, Sassafras, Sumac, and Sweet gum.

Apply 1.5 to 3 gallons of KRENITE® S plus 1 to 2 pints of "Tordon" K per acre. Apply a quantity of the spray solution that will thoroughly and uniformly cover the target brush without causing unnecessary run-off (spray to wet). If the site contains difficult to control species (see ** in "USE RATES AND PLANTS CONTROLLED" section), use the higher rates of both KRENITE® S and "Tordon" K.

Follow the use directions, precautions and restrictions on the "Tordon" K label.

SIDE TRIMMING

For control of only a portion of a plant, direct the spray solution to thoroughly cover (spray to wet) only the portion of the plant to be controlled.

Do not apply more than 6 gallons of KRENITE® S per acre when side trimming.

CUT SURFACE APPLICATIONS

KRENITE® S is recommended in controlling the re-sprouting of cut stumps of the plants listed in the Use Rates and Plants Controlled section. Control of re-sprouting in plants listed as " ** difficult to control" may not be as effective.

KRENITE® S may either be used undiluted or mixed with water. Use the method that is best suited for the particular application equipment. When mixing with water a ratio of no less than 1 part KRENITE® S to 1 part water on a volume basis must be used. Apply the undiluted or mixed solution to wet the area adjacent to the cambium and bark around the entire circumference and the sides of the cut stumps. The sides of the stumps should be wet down to the root collar area.

Apply with appropriate application equipment using low spray pressure. Applications can be made any time of the year, except during periods of heavy sap flow in the spring. Applications should be made soon after cutting; before the stump surface forms a layer of callous tissue (hardens off).

To prevent freezing of the spray solution, add ethylene glycol (commercial antifreeze) to the water used in preparing the spray solution. Add the antifreeze according to the manufacturer's label for preventing freezing of water at the lowest expected ambient temperature. KRENITE® S will freeze at -11°F. A 1:1 aqueous dilution of KRENITE® S will freeze at 21°F.

A spray pattern indicator may be used in the spray solution to facilitate application. The user should check the compatibility of the spray indicator with the spray solution prior to using large quantities.

ADDITIONAL USE INSTRUCTIONS - PINE PLANTATIONS AND NON-CROP SITES

MIXING INSTRUCTIONS

1. Fill spray tank 1/2 full of water.
2. With the agitator running, add the desired amount of KRENITE® S.
3. If using a tank mix partner, add the recommended amount. Follow the use precautions and directions on the tank mix partner label.
4. Add spray adjuvant as last ingredient prior to filling the spray tank with water.
5. Agitate the spray solution thoroughly.

After KRENITE® S has been thoroughly mixed in the spray tank agitation of the spray solution is not required.

SPRAYER CLEAN UP

Thoroughly clean all mixing and spray equipment immediately following applications of KRENITE® S. Flush tank, pump, hoses and boom with several changes of water after removing the nozzle tips and screens (clean these parts separately).

Dispose of the rinsate on a labeled site or at an approved waste disposal facility.

SPRAY DRIFT MANAGEMENT

The interaction of many equipment and weather-related factors determines the potential for spray drift. The applicator is responsible for considering all of these factors when making applications.

AVOIDING SPRAY DRIFT IS THE RESPONSIBILITY OF THE APPLICATOR.

IMPORTANCE OF DROPLET SIZE

The most effective way to reduce drift potential is to apply large droplets (>150-200 microns). The best drift management strategy is to apply the largest droplets that provide sufficient coverage and control. The presence of sensitive species nearby, the environmental conditions, and pest pressure may affect how an applicator balances drift control and coverage. **APPLYING LARGER DROPLETS REDUCES DRIFT POTENTIAL, BUT WILL NOT PREVENT DRIFT IF APPLICATIONS ARE MADE IMPROPERLY OR UNDER UNFAVORABLE ENVIRONMENTAL CONDITIONS!** See Wind, Temperature and Humidity and Temperature Inversions sections of this label.

9/11

CONTROLLING DROPLET SIZE--GENERAL TECHNIQUES

- **Volume** -Use high flow rate nozzles to apply the highest practical spray volume. Nozzles with higher rated flows produce larger droplets.
- **Pressure** -Use the lower spray pressures recommended for the nozzle. Higher pressure reduces droplet size and does not improve canopy penetration. **WHEN HIGHER FLOW RATES ARE NEEDED, USE A HIGHER -CAPACITY NOZZLE INSTEAD OF INCREASING PRESSURE.**
- **Nozzle Type** -Use a nozzle type that is designed for the intended application. With most nozzle types, narrower spray angles produce larger droplets. Consider using low-drift nozzles.

CONTROLLING DROPLET SIZE - AIRCRAFT (HELICOPTER)

- **Number of Nozzles** - Use the minimum number of nozzles with the highest flow rate that provide uniform coverage.
- **Nozzle Orientation** - Orienting nozzles so that the spray is emitted backwards, parallel to the airstream will produce larger droplets than other orientations.
- **Nozzle Type** - Solid stream nozzles (such as disc and core with swirl plate removed) oriented straight back produce larger droplets than other nozzle types.

BOOM LENGTH AND HEIGHT

- **Boom Length (helicopter)** - For helicopters use a boom length and position that prevents droplets from entering the rotor vortices.
- **Boom Height (helicopter)** - Application more than 10 feet above the canopy increases the potential for spray drift.
- **Boom Height (ground)** Setting the boom at the lowest height which provides uniform coverage reduces the exposure of droplets to evaporation and wind. The boom should remain level with the crop and have minimal bounce.

WIND

Drift potential increases at wind speeds of less than 3 mph (due to inversion potential) or more than 10 mph. However, many factors, including droplet size and equipment type determine drift potential at any given wind speed. **AVOID GUSTY OR WINDLESS CONDITIONS.**

Note: Local terrain can influence wind patterns. Every applicator should be familiar with local wind patterns and how they affect spray drift.

TEMPERATURE AND HUMIDITY

When making applications in hot and dry conditions, set up equipment to produce larger droplets to reduce effects of evaporation.

TEMPERATURE INVERSIONS

Drift potential is high during a temperature inversion. Temperature inversions restrict vertical air mixing, which causes small suspended droplets to remain close to the ground and move laterally in a concentrated cloud. Temperature inversions are characterized by increasing temperature with altitude and are

common on nights with limited cloud cover and light to no wind. They begin to form as the sun sets and often continue into the morning. Their presence can be indicated by ground fog; however, if fog is not present, inversions can also be identified by the movement of smoke from a ground source or an aircraft smoke generator. Smoke that layers in a concentrated cloud (under low wind conditions) indicates an inversion, while smoke that moves upward and rapidly dissipates indicates good vertical air mixing.

IMPORTANT PRECAUTIONS - PINE PLANTATIONS AND NON-CROP SITES

- Cutting of treated stems of brush before they are completely dead may result in sprouting.
- Do not use for the control of woody plants on lawns, walks, driveways, tennis courts or similar areas.
- Drift or spray mist contact with desirable trees, shrubs, or other plants may result in injury.
- *Not registered for sale or use in California or Arizona.*

STORAGE AND DISPOSAL

Do not contaminate water, food or feed by storage and disposal.

PESTICIDE STORAGE: Store product in original container only. Store in a cool, dry place.

PESTICIDE DISPOSAL: Waste resulting from the use of this product may be disposed of on site or at an approved waste disposal facility.

CONTAINER DISPOSAL: Triple rinse (or equivalent) the container. Then offer for recycling or reconditioning, or puncture and dispose of in a sanitary landfill, or by incineration, or, if allowed by state and local authorities, by burning. If burned, stay out of smoke.

NOTICE TO BUYER: Purchase of this material does not confer any rights under patents of countries outside of the United States.

The DuPont Oval Logo, DuPont™, KRENITE® and ESCORT® are trademarks or registered trademarks of E. I. duPont de Nemours and Company

"Tordon" is a registered trademark of Dow AgroSciences LLC

"Arsenal" is a registered trademark of BASF

SL - 928-1 041106 11-30-04

LIMITATION OF WARRANTY AND LIABILITY

NOTICE: Read This Limitation of Warranty and Liability Before Buying or Using This Product. If the Terms Are Not Acceptable, Return the Product at Once, Unopened, and the Purchase Price Will Be Refunded.

It is impossible to eliminate all risks associated with the use of this product. Such risks arise from weather conditions, soil factors, off target movement, unconventional farming techniques, presence of other materials, the manner of use or application, or other unknown factors, all of which are beyond the control of DuPont. These risks can cause: ineffectiveness of the product; crop injury, or; injury to non-target crops or plants.

DuPont does not agree to be an insurer of these risks. **WHEN YOU BUY OR USE THIS PRODUCT, YOU AGREE TO ACCEPT THESE RISKS.**

DuPont warrants that this product conforms to the chemical description on the label thereof and is reasonably fit for the purpose stated in the Directions for Use, subject to the inherent risks described above, when used in accordance with the Directions for Use under normal conditions.

DUPONT MAKES NO OTHER EXPRESS OR IMPLIED WARRANTY OF FITNESS OR OF MERCHANTABILITY OR ANY OTHER EXPRESS OR IMPLIED WARRANTY.

IN NO EVENT SHALL DUPONT OR SELLER BE LIABLE FOR ANY INCIDENTAL, CONSEQUENTIAL OR SPECIAL DAMAGES RESULTING FROM THE USE OR HANDLING OF THIS PRODUCT. BUYER'S OR USER'S BARGAINED-FOR EXPECTATION IS CROP PROTECTION. THE EXCLUSIVE REMEDY OF THE USER OR BUYER AND THE EXCLUSIVE LIABILITY OF DUPONT OR SELLER, FOR ANY AND ALL CLAIMS, LOSSES, INJURIES OR DAMAGES (INCLUDING CLAIMS BASED ON BREACH OF WARRANTY OR CONTRACT, NEGLIGENCE, TORT OR STRICT LIABILITY), WHETHER FROM FAILURE TO PERFORM OR INJURY TO CROPS OR OTHER PLANTS, AND RESULTING FROM THE USE OR HANDLING OF THIS PRODUCT, SHALL BE THE RETURN OF THE PURCHASE PRICE OF THE PRODUCT, OR AT THE ELECTION OF DUPONT OR SELLER, THE REPLACEMENT OF THE PRODUCT.

DuPont or its Ag Retailer must have prompt notice of any claim so that an immediate inspection of buyer's or user's growing crops can be made. Buyer and all users shall promptly notify DuPont or a DuPont Ag Retailer of any claims, whether based on contract, negligence, strict liability, other tort or otherwise or be barred from any remedy.

This Limitation of Warranty and Liability may not be amended by any oral or written agreement.

For product information call: 1-888-6-DUPONT

Internet address: www.dupont.com/ag/us

© 1997-2006 E. I. du Pont de Nemours and Company, Wilmington, Delaware 19898.

All rights reserved.



Sent Via Federal Express

DuPont Crop Protection
Stine-Haskell Research Center
P.O. Box 30
Newark, DE 19714-0030

ACTION: Notification Section 3 Master Label Amendment
FEE CATEGORY: Not Applicable **REGISTRATION FEE: \$0**
E-Mail Contact: DuPont.USRegFee@usa.dupont.com

April 11, 2006

U.S. Environmental Protection Agency
Office of Pesticide Programs, Registration Division (7504C)
Document Processing Desk (NOTIF)
Room 266A, Crystal Mall 2
1801 South Bell Street
Arlington, VA 22202-4501

**RE: DuPont™ Krenite® S herbicide (EPA Reg. No. 352-395) -
Notification of Correction of Typographical Error in Use Rate and Plants Controlled Section**

This notification is consistent with the provisions of PR Notice 98-10 and EPA regulations at 40 CFR 152.46, and no other changes have been made to the labeling or the confidential statement of formula of this product. I understand that it is a violation of 18 U.S.C. Sec. 1001 to willfully make any false statement to EPA. I further understand that if this notification is not consistent with the terms of PR Notice 98-10 and 40 CFR 152.46, this product may be in violation of FIFRA and I may be subject to enforcement action and penalties under section 12 and 14 of FIFRA.

Enclosed please find EPA Form 8570-1 and three (3) copies of revised labeling (SL-928-1 041106 11-30-04) for DuPont™ Krenite® S herbicide (EPA Reg. No. 352-395). Please find along with those three (3) copies, one (1) highlighted copy of the revised labeling indicating the change and one (1) copy of the currently approved Section 3 labeling (H-64810) for your reference.

In a label amendment resubmission letter dated September 22, 2004, use rate information was added to the label to clarify tank mixing with Krenite® S and Arsenal for use in pine and hardwood seedlings and saplings. When this use rate information was added, it was inadvertently added as 2 pound active ingredient per gallon. This was a copy and paste typographical error, and we did not notice this error until now. The correct rate that should have been listed and that is supported by our field data is 4 pound active ingredient per gallon.


Therefore, we have revised the label as follows:

On Page 3, Under *the Use Rates and Plants Controlled section/Combinations of pine and hardwood seedlings and saplings* section, we revised the typographical error in the referenced 'Arsenal' use rate from 2 pound active ingredient per gallon to 4 pound active ingredient per gallon.

Included with this notification is an electronic copy of the revised Krenite® S label on CD-ROM and EPA Form - Certification with Respect to Label Integrity. The label on the CD is coded as follows: 000352-00395.20060411. SL-928-1 041106 11-30-04.pdf.

With this letter, we wish to notify you of our oversight and provide the correct labeling. Please contact me by phone at (302) 366-6227 or by email at anna.m.stoops@usa.dupont.com if you have any questions or need additional information regarding the attached notification.

Sincerely,


Anna M. Stoops
Registration Coordinator

Enclosures

cc: Ms. Joanne Miller, PM-23, U.S. Environmental Protection Agency