	United States Environmental Protection Agency Office of Pesticide Programs (H7505C) Washington, DC 20460	<input type="checkbox"/> Registration <input type="checkbox"/> Amendment <input checked="" type="checkbox"/> Other	OPP Identifier Number <h2 style="margin:0;">256914</h2>
	Application for Pesticide:		

Section I

1. Company/Product Number 352-390	2. EPA Product Manager P. V. Errico	3. Proposed Classification <input checked="" type="checkbox"/> None <input type="checkbox"/> Restricted
4. Company/Product (Name) DuPont Lexone® DF Herbicide	PM# 25	
5. Name and Address of Applicant (Include ZIP Code) E.I. du Pont de Nemours and Company Barley Mill Plaza, Walker's Mill Bldg. 37 Wilmington, DE 19880-0038 Attn: Donald H. Drane, WM6-160 <input type="checkbox"/> Check if this is a new address		6. Expedited Review. In accordance with FIFRA Section 3(c)(3) (b)(i), my product is similar or identical in composition and labeling to: EPA Reg. No. _____ Product Name _____

Section II

<input type="checkbox"/> Amendment - Explain below <input type="checkbox"/> Resubmission in response to Agency letter dated _____ <input checked="" type="checkbox"/> Notification - Explain below.	<input type="checkbox"/> Final printed labels in response to Agency letter dated _____ <input type="checkbox"/> "Me Too" Application. <input type="checkbox"/> Other - explain below.
---	---

NOTIFICATION
JAN 31 1997



Explanation: Use additional page(s) if necessary. (For section I and Section II.)
 To submit notification per PR Notice 95-2 of Change to Label for DuPont Lexone® DF Herbicide. Change is limited to addition of three soybean varieties appearing on page 11.

- Two (2) copies of final printed label, one with highlighted changes, identified as SL-243 9036 3/5/96
- Reference letter from D. H. Drane to S. D. Hobgood (NOTIF), dated 1/21/97

Section III

1. Material This Product Will Be Packaged In:			
Child-Resistant Packaging <input type="checkbox"/> Yes* <input type="checkbox"/> No	Unit Packaging <input type="checkbox"/> Yes <input type="checkbox"/> No If "Yes," Unit Package wgt. No. per container	Water Soluble Packaging <input type="checkbox"/> Yes <input type="checkbox"/> No If "Yes," Package wgt. No. per container	2. Type of Container <input type="checkbox"/> Metal <input type="checkbox"/> Plastic <input type="checkbox"/> Glass <input type="checkbox"/> Paper <input type="checkbox"/> Other (Specify) _____
* Certification must be submitted.			
3. Location of Net Contents Information <input type="checkbox"/> Label <input type="checkbox"/> Container	4. Size(s) of Retail Container	5. Location of Label Directions <input type="checkbox"/> On Label <input type="checkbox"/> On Labeling accompanying product	
6. Manner In Which Label Is Affixed To Product <input type="checkbox"/> Lithograph <input type="checkbox"/> Paper glued <input type="checkbox"/> Stenciled <input type="checkbox"/> Other (_____)			

Section IV

1. Contact Point (Complete items directly below for identification of individual to be contacted, if necessary, to process this application.)		
Name Donald H. Drane	Title Product Registration Manager	Telephone No. (Include Area Code) (302) 992-6028
Certification I certify that the statements I have made on this form and all attachments thereto are true, accurate and complete. I acknowledge that any knowingly false or misleading statement may be punishable by fine or imprisonment or both under applicable law.		6. Date Application Received (Stamped)
2. Signature 	3. Title Product Registration Manager	
4. Typed Name Donald H. Drane	5. Date January 21, 1997	


*Highlighted Copy
(See Pg. 11)*



Lexone[®] DF


herbicide

NOTIFICATION
JAN 31 1997



®

“..... A Growing Partnership With Nature”



LEXONE® DF HIGHLIGHTS

- For selective control of broadleaf weeds and some grass weeds in alfalfa, asparagus, barley, corn, fallow, lentils, peas, potatoes, sainfoin, soybeans, sugarcane, tomatoes, and wheat.
- Exhibits both preemergence and postemergence activity on weeds.
- Can be applied by ground or air.
- Can be used to impregnate dry bulk fertilizer for application in soybeans and alfalfa.
- Can be tank mixed with a wide range of popular herbicides to increase spectrum of weed control.
- Can be applied at a wide range of rates, depending on method of application and crop.
- Can be sprayed over the top of certain crops such as alfalfa (established, dormant), barley, potatoes, sainfoin (dormant), sugarcane, tomatoes, and wheat to control emerged weeds.
- Can be applied post directed in emerged soybeans and established tomatoes to control emerged seedling weeds.
- Consult the label for complete use instructions and precautions. Always read and follow label directions.

TABLE OF CONTENTS

DIRECTIONS FOR USE2
 Agricultural Use Requirements2
 GENERAL INFORMATION2
 Use Rates2
 Timing of Applications2
 WEEDS CONTROLLED3
 Broadleaves3
 Grasses3
 APPLICATION INFORMATION3
 Spray Application3
 Chemigation4
 Fertilizer Impregnation5
 SPECIFIC CROP USES6
 Alfalfa and Sainfoin6
 Asparagus6
 Corn (Field)6
 Fallow7
 Peas and Lentils7
 Potatoes8
 Soybeans9
 Sugarcane11
 Tomatoes12
 Wheat and Barley13
 ROTATIONAL CROP GUIDELINES14
 LEXONE DF Alone14
 Tank Mixes14
 SPRAY DRIFT MANAGEMENT15
 RESISTANCE15
 PRECAUTIONS16
 STORAGE AND DISPOSAL16
 NOTICE OF WARRANTY16



Lexone[®] DF

herbicide

DISPERSIBLE GRANULES

<i>Active Ingredient</i>	<i>By Weight</i>
Metribuzin	
[4-Amino-6-(1,1-dimethylethyl)-3-(methylthio)-1,2,4-triazin-5(4H)-one]	75%
<i>Inert Ingredients</i>	25%
TOTAL	100%

EPA Reg. No. 352-390
U.S. Pat. 4,346,220

KEEP OUT OF REACH OF CHILDREN CAUTION

PRECAUTIONARY STATEMENTS HAZARDS TO HUMANS AND DOMESTIC ANIMALS

CAUTION! MAY BE HARMFUL IF INHALED OR SWALLOWED

Avoid breathing dust or spray mist. Avoid contact with skin, eyes and clothing.

STATEMENT OF PRACTICAL TREATMENT

If in eyes: Flush with plenty of water. Get medical attention if irritation persists.

If on skin: Wash with plenty of soap and water. Get medical attention if irritation persists.

For medical emergencies involving this product, call toll free 1-800-441-3637.

PERSONAL PROTECTIVE EQUIPMENT

Applicators and other handlers must wear:

- Long-sleeved shirt and long pants.
- Shoes plus socks.

Follow manufacturer's instructions for cleaning/maintaining PPE. If no such instructions for washables, use detergent and hot water. Keep and wash PPE separately from other laundry.

USER SAFETY RECOMMENDATIONS

USERS SHOULD: Wash hands before eating, drinking, chewing gum, using tobacco or using the toilet.

ENVIRONMENTAL HAZARDS

Do not apply directly to water, or to areas where surface water is present, or to intertidal areas below the mean high water mark. Do not contaminate water by cleaning of equipment or disposal of wastes.

Metribuzin is a chemical which can travel (seep or leach) through soil and can contaminate ground water which may be used as drinking water. Metribuzin has been found in ground water as a result of agricultural use. Users are advised not to apply metribuzin where the water table (ground water) is close to the surface and where the soils are very permeable, i.e., well drained soils such as loamy sands. Your local agricultural agencies can provide further information on the type of soil in your area and the location of ground water.

DIRECTIONS FOR USE

It is a violation of federal law to use this product in a manner inconsistent with its labeling.

Do not apply this product in a way that will contact workers or other persons, either directly or through drift. Only protected handlers may be in the area during application. For any requirements specific to your State or Tribe, consult the agency responsible for pesticide regulation.

AGRICULTURAL USE REQUIREMENTS

Use this product only in accordance with its labeling and with the Worker Protection Standard, 40 CFR part 170. This Standard contains requirements for the protection of agricultural workers on farms, forests, nurseries, and greenhouses, and handlers of agricultural pesticides. It contains requirements for training, decontamination, notification, and emergency assistance. It also contains specific instructions and exceptions pertaining to the statements on this label about personal protective equipment (PPE) and restricted-entry interval. The requirements in this box only apply to uses of this product that are covered by the Worker Protection Standard.

Do not enter or allow worker entry into treated areas during the restricted entry interval (REI) of 12 hours.

PPE required for early entry to treated areas that is permitted under the Worker Protection Standard and that involves contact with anything that has been treated, such as plants, soil, or water, is:

- Coveralls.
- Waterproof gloves.
- Shoes plus socks.

LEXONE DF should be used only in accordance with recommendations on this label or in separately published DuPont recommendations available through local dealers.

DuPont will not be responsible for losses or damages resulting from use of this product in any manner not specifically recommended by DuPont. User assumes all risks associated with such nonrecommended use.

Do not use in Kern County, California.

GENERAL INFORMATION

LEXONE DF Herbicide is a dispersible granule that can be applied alone or in combination with other herbicides for selective control of certain broadleaf weeds and grasses in alfalfa, asparagus, barley, corn, fallow, lentils, peas, potatoes, sainfoin, soybeans, sugarcane, tomatoes, and wheat.

LEXONE DF may be mixed in water or liquid fertilizer and applied as a spray. It can be impregnated on dry bulk fertilizer or applied by chemigation (potatoes only).

LEXONE DF is noncorrosive, nonflammable, and nonvolatile. Observe all cautions and limitations on labels of all products used in mixtures.

USE RATES

All LEXONE DF rates in this label are expressed as broadcast rates in pounds or ounces product per acre; for band treatment, use proportionately less. For example, for a 14" band on a 42" row, use 1/3 of the broadcast rates given in this label. When a range of rates is given, use the lower rates on coarse-textured soils (low in clay or organic matter) and the higher rates on fine-textured soils (high in clay or organic matter).

TIMING OF APPLICATIONS

Preemergence Application (Germinating Weeds)

LEXONE DF can be applied preemergence to certain crops to effectively control germinating weeds in an early, vulnerable stage before they are able to compete with crops. These crops are asparagus, corn, potatoes, soybeans, and sugarcane. With sufficient moisture, LEXONE DF continues to control weeds as the crop becomes better able to compete. If a significant number of weed seedlings begin to break through the preemergence treatment, secondary weed control procedures, including cultivation and postemergence herbicide application, should be implemented.

The degree of weed control and duration of effect vary with the following:

- Organic matter content of soil—Soils with high organic matter require higher application rates than soils with low organic matter for equivalent herbicide performance.
- Soil texture—Soils with high clay content require higher application rates than soils with lower clay content.
- Soil pH—LEXONE DF activity increases as soil pH increases.
- Rainfall—Moisture is necessary to activate the herbicide. The best results are obtained if soil is moist at application and additional moisture is supplied by rainfall or sprinkler irrigation (1/4 to 1/2") within 1 week after application. If moisture is insufficient to activate the herbicide, a shallow cultivation (preferably by rotary hoe) should be made after the crop emerges and while weeds are small enough to be controlled by mechanical means. If heavy rains occur within 3 weeks of planting, crop injury may result; after 3 weeks, effects are likely to be negligible.
- Amount applied—On a given soil, applying the higher recommended rate produces greater results than applying the lower recommended rate.
- Other conditions—Factors such as incorporation depth of LEXONE DF, competition of the crop with weeds, weed species, drought stress of weeds, high salt content of soil, crop seed quality, soil residues of previously applied herbicides, soil insecticides, and combination herbicide treatments all can affect performance.

Postemergence Application (Emerged Seedling Weeds)

LEXONE DF can be applied over the top of certain crops to effectively control susceptible emerged seedling weeds. These crops are alfalfa (established, dormant), potatoes, sainfoin (dormant), sugarcane, and tomatoes (seeded and transplants).

LEXONE DF should be applied when weeds are young, healthy, and growing actively. Weed control may not be apparent for 2 to 4 weeks after application; under very dry conditions, weed control may not be apparent for 4 to 6 weeks. Adequate moisture (1/2") is needed within 2 to 3 weeks after application to move LEXONE DF into the weed root zone. Lack of adequate moisture after application may result in poor weed control. Control or suppression of the weeds listed in this label depends on weed size. Making applications to broadleaf weeds taller than 1" or grasses having more than 2 leaves may result in poor control.

Directed postemergence applications of LEXONE DF, in which spray nozzles are adjusted so that weeds are sprayed but the crop is not, can be used on emerged soybeans (AL, AR, FL, GA, LA, MO, MS, NC & OK) and established tomatoes to control susceptible emerged seedling weeds.

Results of postemergence treatment of emerged seedling weeds vary with use rates and environmental conditions. The best results are obtained on succulent weeds growing in humid, warm weather. Adding a surfactant to the spray mixture (when recommended) increases contact effects of LEXONE DF. Postemergence application also controls susceptible emerging seedling weeds for an extended time.

WEEDS CONTROLLED

LEXONE DF effectively controls the following weeds when used alone according to label directions. Additional weed control results when LEXONE DF is used in combination with other herbicides in tank mixes. See product labels of other herbicides to determine which weeds they control.

Broadleaves

Anoda, spurred	Mustard, blue
Beggarweed, Florida	Mustard, tansy
Beggarweeds	Mustard, treacle
Buckwheat, wild	Mustard, tumble
Buttercup, bur	(Jim Hill)
Catchfly, conical ¹	Mustard, wild
Carpetweed	Pepperweed
Chervil, bur ¹	Pennycress, field
Chickweed, common	(fanweed)
Chickweed, mouseear ²	Pigweed, palmer
Chickweed, jagged	Pigweed, prostrate ²
Cockle, corn	Pigweed, redroot ²
Cocklebur ¹	Pigweed, smooth ²
Copperleaf, hophornbeam	Pineappleweed
Dandelion ¹	Poinsettia, wild ¹
Dayflower	Purslane, common ¹
Dogfennel (mayweed) ¹	Purslane, Florida
Dock, curly ¹	(Florida pusley) ¹
Falseflax	Ragweed, common
Fanweed	Rocket, yellow
Fiddleneck, tarweed	Salsify, meadow
Filaree, redstem ¹	Sesbania, Hemp
Flixweed	(coffeebean)
Fumitory	Shepherd's purse
Gromwell ¹	Sicklepod
Henbit	(cassia, coffeeweed)
Horsenettle ¹	Sida, prickly (teaweed)
Jacobsladder	Smartweed, Pennsylvania
Jimsonweed	Speedwell, ivyleaf
Kochia ²	Spurge, spotted
Knotweed, prostrate	Sunflower, wild ¹
Ladysthumb	Tansymustard
Lambsquarters ²	Thistle, Russian ²
Lettuce, prickly	Toadflax
Lettuce, miners	Velvetleaf
Mallow, venice	
Mexicanweed	
Morningglory ¹	

¹ partial control

² control except for triazine-resistant weeds

Grasses*

Barnyardgrass	Foxtails
(watergrass) ¹	Goosegrass
Blackgrass	Panicum, Fall
(black twitchgrass) ¹	Quackgrass ¹
Bluegrass	Ryegrass, annual ¹
Brome, downy	Ryegrass, Italian ¹
Brome, Japanese	Signalgrass, broadleaf ¹
Cheatgrass	Wheat, volunteer ¹
Crabgrass	Witchgrass
Crowfootgrass	Windgrass ¹

* controlled with LEXONE DF at rates above 0.66 lb per acre

¹ partial control

APPLICATION INFORMATION

SPRAY APPLICATION

Spray Preparation

Spray Tank Cleanup

Spray equipment must be clean and free of previous pesticide deposits before applying LEXONE DF and properly cleaned out after applying this herbicide. Prior to applying LEXONE DF, clean the spray tank following the procedures described on the label of the product used previously. Immediately following applications of LEXONE DF, thoroughly clean all mixing and spray equipment according to the following instructions.

1. Drain tank; thoroughly hose down the interior surfaces of the tank; then flush tank, boom, and hoses with clean water for a minimum of 5 minutes. Loosen and physically remove any visible deposits.
2. Fill the spray tank with clean water and add a heavy-duty detergent at the rate of one cup per 20 gallons of water. Flush the cleaning solution through the boom, hoses, and nozzles. Add more water to completely fill the tank and allow to agitate/recirculate for at least 15 minutes. Again, flush the hoses, boom, and nozzles with the cleaning solution, then drain the tank.
3. Repeat step 2.
4. Clean the nozzles and screens.
5. Thoroughly rinse the tank with clean water for a minimum of 5 minutes, flushing the water through the hoses and boom.
6. All rinse water must be disposed of in compliance with local, State, and Federal guideline.

Mixing in Water

1. Calculate the amount of LEXONE DF required and measure it.
 2. Fill the spray tank 1/4 full of water.
 3. Start the agitation system. Slowly add the LEXONE DF while continuing to add water.
 4. Add any additional tank mix components one at a time while continuing to add water
- When using tank mix components for the first time, it is a good idea to check their compatibility in a "jar test" before mixing in the spray tank.

- Any component that does not mix in well in the spray tank should be premixed with two parts water before being added to the spray tank.
 - Always premix Treflan¹ (or trifluralin containing products) or Prowl² with water before adding to the spray tank.
 - Add any surfactant last, when the tank is nearly full.
5. Continue agitation throughout preparation; agitation is required for uniform mixing and application.
 6. Apply spray preparation promptly. Do not store tank mixes of LEXONE DF with "Treflan" or "Prowl" overnight.
 7. Flush sprayer with water after use and dispose of rinsate properly.

Mixing in Liquid Fertilizer

For preemergence application to potatoes or soybeans, nonpressure nitrogen or fertilizer solution may be used in the spray preparation. Test small quantities for compatibility before full-scale mixing, as follows:

1. Pour 1 pt of fertilizer solution in a 1-qt jar.
2. Mix 2 tsp LEXONE DF with 2 tbsp of water; mix thoroughly.
3. Add LEXONE DF solution to fertilizer solution. Close jar and shake well.
4. Premix any other herbicides to be used in the mixture (2 tsp of wettable powders or 1 tsp of liquids with 2 tbsp of water).
5. Add herbicide premixes to LEXONE DF/fertilizer solution. Close jar and shake well.
6. Observe mixture for several seconds; then check again in 30 minutes.
 - If the mixture is compatible (i.e., does not separate, foam, gel, or become lumpy), it can be used. Prepare the full-scale tank mixture as follows: Add the fertilizer solution to the spray tank. With the agitator running, add the required amount of LEXONE DF and mix tank contents thoroughly. Premix others herbicides as described above(4), then add to the tank contents. Mix thoroughly.
 - If the mixture is not compatible, mixing ability may be improved by adding compatibility agents such as Kalo Laboratories' "Compex" or Witco Chemical's "Sponto" 168D. Follow directions on these products' containers.

Application (Also see Spray Drift Management)

Ground

Apply LEXONE DF spray preparation with a properly calibrated low pressure (20 to 40 psi) boom sprayer equipped with fan-type nozzles and screens no finer than 50 mesh. Continuous agitation in the spray tank is required to keep the material suspended. To avoid crop injury, avoid overlapping, and shut off spray booms while starting, turning, slowing, or stopping. Use 10 to 40 gal of water per acre; when using tankmixes refer to label of the tank mix partners.

Aerial

Apply uniformly with aerial equipment. Continuous agitation in the spray tank is required to keep the material suspended. Avoid overlapping. Do not apply under conditions that favor drift. See Spray Drift Management.

- Use 2 to 10 gal per acre, except as follows:
 - For sugarcane (irrigated only) in Hawaii, use 7 gal per acre.
 - For sugarcane in Florida, Louisiana and Texas, use 5 to 10 gal per acre.
 - For potatoes west of the Rocky Mountains, use 5 to 10 gal per acre.

CHEMIGATION (POTATOES ONLY)

Apply this product only through sprinkler irrigation systems (including center pivot, linear, solid set, and wheel roll). Do not apply this product through any other type of irrigation system. Crop injury, lack of effectiveness, or illegal pesticide residues in the crop can result from nonuniform distribution of treated water.

If you have questions about calibration, you should contact State Extension Service specialists, equipment manufacturers, or other experts.

Irrigation System Requirements

The irrigation system must contain the following:

- a functional check valve.
- vacuum relief valve.
- a low-pressure drain (to prevent contamination of the water source from backflow; should be located on the irrigation pipeline).
- functional interlocking controls (to shut off the pesticide injection pump automatically when the water pump motor stops).
- a metering pump, such as a positive displacement injection pump (e.g., diaphragm pump) designed and constructed of materials that are compatible with pesticides and capable of being fitted with a system interlock.

The pesticide injection pipeline must contain the following:

- a functional, automatic, quick-closing check valve (to prevent the flow of fluid back toward the injection pump).
- a functional, solenoid-operated valve (normally closed) located on the intake side of the injection pump (should be connected to the system interlock to prevent fluid from being withdrawn from the supply tank when the irrigation system is shut down either automatically or manually).

The irrigation line or water pump must include a functional pressure switch that will stop the water pump motor when pesticide distribution is adversely affected by a decrease in water pressure.

Chemigation Precautions

Distributing treated water unevenly can result in crop injury, lack of herbicide effectiveness, or pesticide residues that are over tolerance. To ensure that the mixture is applied evenly at the recommended rate, use sufficient water and apply the mixture for the proper length of time.

Do not permit runoff during chemigation.

Do not apply when wind speed favors drift beyond the area intended for treatment.

Chemigation Systems Connected to Public Water Systems

A "public water system" is defined as a system for the provision to the public of piped water for human consumption if such system has at least 15 service connections or regularly serves an average of at least 25 individuals daily at least 60 days out of the year.

Chemigation systems connected to public water systems must contain the following:

- a functional, reduced-pressure zone, backflow preventer (RPZ), or the functional equivalent in the water supply line upstream from the point of pesticide introduction. As an alternative to the RPZ, the water from the public water system should be discharged into a reservoir tank prior to pesticide introduction.
- a complete physical break (air gap) between the outlet end of the fill pipe and the top or overflow rim of the reservoir tank of at least twice the inside diameter of the fill pipe.
- a functional, automatic, quick-closing check valve in the pesticide injection pipeline to prevent the flow of fluid back toward the injection pump.
- a functional, solenoid-operated valve (normally closed) located on the intake side of the injection pump (should be connected to the system interlock to prevent fluid from being withdrawn from the supply tank when the irrigation system is shut down either automatically or manually).
- functional interlocking controls to automatically shut off the pesticide injection pump when the water pump motor stops, or, in cases where there is no water pump, when the water pressure decreases to the point where pesticide distribution is adversely affected.

Systems must use a metering pump, such as a positive displacement injection pump (e.g., diaphragm pump) effectively designed and constructed of materials that are compatible with pesticides and capable of being fitted with a system interlock.

Application

See **Spray Application** for mixing, agitation, and application instructions. For application rate information, see **Potatoes under Specific Crop Uses**.

**FERTILIZER IMPREGNATION
(Soybeans and Alfalfa Only)**

For preemergence weed control, dry bulk fertilizer may be impregnated or coated with LEXONE DF and then applied to established alfalfa or to soybeans. All recommendations, cautions, and special precautions on this label must be followed, along with any state regulations regarding blending, impregnating, and labeling dry bulk fertilizer.

Impregnation Guidelines

Any commonly used fertilizer can be impregnated or coated with LEXONE DF except ammonium nitrate or fertilizers containing ammonium nitrate, potassium nitrate or sodium nitrate. Do not use LEXONE DF on limestone. When LEXONE DF is to be used in combination with other herbicides, follow the instructions on this label for combinations, rates, crops, incorporation, and special precautions.

Observe the following guidelines when impregnating dry bulk fertilizers with LEXONE DF:

- Use 200 to 450 lb of dry bulk fertilizer per acre.

- If the fertilizer is excessively dusty, treat it with diesel oil or a suitable additive to reduce dust prior to impregnation; excessive dust will result in poor distribution during application. Crop injury and/or poor weed control may occur where the impregnated fertilizer is not uniformly applied.
- Use a system consisting of a belt, conveyor, or closed drum that is designed for blending dry bulk fertilizer.
- Premix the LEXONE DF with water to form a sprayable mixture. When using another herbicide with LEXONE DF, mix and impregnate immediately.
- To ensure thorough coverage, direct the delivery nozzles so they deliver a fine spray toward the fertilizer. Avoid spray contact with mixing equipment.
- Impregnation uniformity is affected by factors such as humidity, nitrogen content, fertilizer type, fertilizer rate, and herbicide rate. If the absorptivity is not adequate, an adsorptive powder may be required to produce a dry, free-flowing mixture. Microcel E (JohnsManvill Product Corporation) is recommended.
- Apply the fertilizer immediately following impregnation unless experience has indicated the impregnated fertilizer can be stored without becoming lumpy and difficult to spread.

Application Rates (Per Ton of Dry Bulk Fertilizer)

To determine the amount of LEXONE DF to use per ton of dry bulk fertilizer:

1. Determine the LEXONE DF rate (lb per A) for the crop of interest in the **Specific Crop Uses** section of this label.
2. Determine the appropriate fertilizer rate. Use a minimum of 200 lb and a maximum of 400 lb of dry bulk fertilizer per acre.
3. Determine the amount of LEXONE DF required per ton of fertilizer from the following table:

Fertilizer, lb per A	LEXONE DF required per ton of fertilizer			
	LEXONE DF Rate, lb per acre			
	0.33	0.66	1.00	1.33
200	3.4	6.7	10.0	13.4
250	2.7	5.4	8.0	10.7
300	2.3	4.5	6.7	8.9
350	2.0	3.9	6.0	7.7
400	1.7	3.4	5.0	6.7
450	1.5	3.0	4.5	6.0

For rates not listed above, use the following formula to calculate the amount of LEXONE DF required per ton of dry fertilizer.

$$\frac{\text{lb LEXONE DF per acre} \times 2000}{\text{lb fertilizer per acre}} = \text{lb LEXONE DF per ton of fertilizer}$$

Application

Fertilizer impregnated with LEXONE DF must be applied uniformly to the soil surface for satisfactory weed control. Crop injury and/or poor weed control may result when impregnated fertilizer is not applied uniformly. To ensure uniform application, observe the following:

- Make sure fertilizer application equipment is accurately calibrated.
- To provide the most even distribution, apply one-half the recommended rate and overlap each pass by 50%, splitting the middle of each pass.
- Do not double-apply the fertilizer across the ends or sides of the field, as crop injury may result.

SPECIFIC CROP USES

ALFALFA AND SAINFOIN

Make a single application of LEXONE DF in the fall after plants become dormant, or in the spring before new growth starts.

**LEXONE DF Application Rates
for Pure Stands of Alfalfa or Sainfoin**

Pounds LEXONE DF Per Acre

Soil Texture	0.5 to 2%	More than 2%
	Organic Matter	Organic Matter
Coarse		
Loamy sand, Sandy loam	0.50 to 0.66	0.66 to 0.75
Medium		
Loam, Silt Loam, Silt, Sandy clay, Sandy clay loam	0.66 to 0.75	0.75 to 1.00
Fine		
Silty clay, Silty clay loam, Clay, Clay Loam	0.75 to 1.00	1.00 to 1.33

Washington, Oregon, Idaho, and Utah

LEXONE DF partially controls downy brome, flixweed, and tansy mustard when applied at the lower rate (see table). For improved control of these weeds in dormant, pure stands of alfalfa only, add Gramoxone[®] Extra (1.2 to 1.6 pints/acre).

California

Use LEXONE DF north of U.S. Interstate 80 only.

Mixed Stands with Grasses

- Applying LEXONE DF at the higher rate for a given soil texture and percent organic matter may partially reduce forage grass stands.
- Applying LEXONE DF at 1.0 to 1.33 lb per acre may severely reduce forage grass stands.

Precautions for Alfalfa and Sainfoin

- Do not apply during the first growing season after seeding.
- Do not graze or harvest within 28 days after application.
- Stress conditions, which may be caused in part by low fertility, disease, insects, winter kill, overcutting, drought, or frost, may increase the chance of crop injury.
- Do not use on sand or on soils with less than 0.5% organic matter, as crop injury may result.

ASPARAGUS

Make a single preemergence application of 1.33 to 2.66 lb LEXONE DF per acre in early spring prior to spear emergence. Use the lower rate on coarse-textured soils (low in clay or organic matter) and the higher rate on fine-textured soils (high in clay or organic matter). If field is to be disked, apply LEXONE DF after disking but before crop emerges.

Washington, Oregon, Idaho

- Use one of the following application methods:
 - Apply as above.
 - Make a single preemergence application of 0.66 to 1.33 lb per acre in early spring prior to spear emergence. Following harvest but before fern emerges, apply 0.66 to 2.0 lb LEXONE DF per acre. Do not exceed 2.66 lb LEXONE DF per acre per growing season.

- Make a single preemergence application of 0.66 to 1.33 lb per acre in early spring prior to spear emergence. Following harvest but before fern emerges, apply a tank mix of 0.66 to 1.0 lb LEXONE DF per acre and 1 to 2 lb per acre of DuPont KARMEX[®] DF Herbicide.

- If the crop is irrigated, do not apply more than 0.5" of irrigation after the initial LEXONE DF application. Additional irrigation may follow normal program.

Precautions for Asparagus

- Do not apply within 14 days of harvest.
- Do not apply after spear emergence.
- Do not use on newly seeded asparagus.
- Do not use on young plants during the first growing season after setting crowns.

CORN (FIELD)

Use only in the states of Illinois, Indiana, Iowa, Kansas, Kentucky, Michigan, Minnesota, Missouri, Nebraska, Ohio, South Dakota, and Wisconsin

Apply a tank mix of LEXONE DF plus atrazine or DuPont BLADEX[®] 90DF Herbicide, plus Lasso[®] or Dual[®] after planting but before corn emerges. To avoid crop injury, plant seed at least 1-1/2" deep on flat or raised seedbeds only. Soil should be well prepared and as free as possible from trash and clods before planting.

This treatment controls many annual weeds, such as velvetleaf, common lambsquarters,* common ragweed, Pennsylvania smartweed, redroot pigweed,* jimsonweed, giant foxtail, yellow foxtail, green foxtail, smooth crabgrass, large crabgrass, barnyardgrass, fall panicum, and witchgrass.

LEXONE DF in the tank mix combinations improves control of velvetleaf, common lambsquarters,* and Pennsylvania smartweed. For additional weeds controlled, see atrazine or BLADEX 90DF and "Lasso" or "Dual" labeling.

* except triazine-resistant weeds

Use Rates

For medium textured soils (Loam, silt loam, silt, sandy clay, sandy clay loam) with 2 to 6 % organic matter use (0.25 to 0.33 lb) LEXONE DF in combination with (0.75 to 1.5 lb Active) Atrazine or (1.1 to 1.8 lb) BLADEX 90DF plus (3.0 to 4.0 pt) "Lasso" 4EC or (1.5 to 2.0 pt) "Dual" 8E.

For fine textured soils (Silty clay, silty clay loam, clay, clay loam) with 2 to 6 % organic matter use (0.33 lb) LEXONE DF in combination with (0.75 to 1.5 lb Active) Atrazine or (1.8 to 2.2 lb) BLADEX 90DF plus (4.0 to 5.0 pt) "Lasso" 4EC or (2.0 to 2.5 pt) "Dual" 8E.

Precautions for Field Corn

- Do not use the tank mix given above on coarse-textured soils (sand, loamy sand, sandy loam), as crop injury may result.
- Do not use on muck soils.
- Do not use on soils having a calcareous surface layer or a pH of 7.5 or higher.
- Do not use on popcorn or sweetcorn.

(continued)

Precautions for Field Corn (continued)

- Before using for the first time on any inbred parent or variety of corn, determine crop tolerance prior to field use; use only on inbred parents or varieties that are tolerant to LEXONE DF.
- If initial seeding fails to produce a stand, treated fields may be replanted with corn; do not rework soil. Do not retreat field with a second application, as crop injury may result.
- For crops that follow corn, see atrazine, BLADEx 90DF, "Lasso", or "Dual" labels for recrop intervals.
- Read and carefully observe cautionary statements and all other information appearing on tankmix product labels.

FALLOW

Corn or Tomatoes

—Fall Bedded Fields in California (Only)

Apply 0.66 to 1.0 lb LEXONE DF per acre in the fall. Use the lower rates on soils containing 0.5 to 2% organic matter and the higher rates on soils containing greater than 2% organic matter. To prevent crop injury, do not plant corn within 120 days of application or tomatoes within 90 days of application. At least 2" of moisture is needed to activate LEXONE DF for weed control and to begin breakdown of the herbicide in soil for crop safety. Do not disturb the soil surface after application—doing so reduces weed control.

Wheat (Reduced Tillage Fallow)

LEXONE DF may be applied for weed control during the fallow period after wheat harvest or in the spring before winter wheat is planted. Winter wheat can be seeded 4 months (120 days) after spring application. Mechanical tillage or application of a contact herbicide may be required to control weed germination prior to seeding of winter wheat. Best results are obtained when straw and chaff are evenly distributed across the field.

Apply 0.5 to 0.75 lb LEXONE DF per acre as an after-harvest treatment prior to subsequent planting of winter wheat the following year. Use the lower rate on coarse-textured soils and the higher rate on medium- to fine-textured soils. Use higher rates for longer weed control or for weeds requiring higher rates for control. For best results, apply before weeds emerge. One-half inch or more of rainfall is necessary to activate the herbicide.

See **Weeds Controlled** for a listing of weeds controlled or suppressed in fallow. If weeds are larger than 2" tall or across, or weeds other than those listed on the label are present, use a suitable registered companion herbicide such as DuPont FINESSE® Herbicide, Gramoxone® Extra, or "Roundup" in a tank mix with LEXONE DF. Refer to companion product labeling for additional use instructions and precautions.

Precautions for Fallow

- Do not plant spring-seeded cereals following fall fallow application of LEXONE DF.
- Do not apply LEXONE DF in the spring if LEXONE DF was used the preceding fall or winter.
- Use supplemental control procedures such as cultivation or other herbicides if additional weed control is desired.

PEAS AND LENTILS

Use only in the states of Idaho, Oregon, and Washington

Preemergence and postemergence application of LEXONE DF is recommended for suppression of certain broadleaf weeds in lentils and certain peas, including green peas, dry peas, and Austrian winter peas. For weed suppression in chick peas, only preemergence applications of LEXONE DF are recommended. For weed suppression in Austrian winter peas, only postemergence applications of LEXONE DF are recommended.

LEXONE DF suppresses common chickweed, common groundsel, henbit, lambsquarter, chamomile mayweed, field pennycress, prostrate pigweed, redroot pigweed, pineapple-weed, shepherd's purse, and Pennsylvania smartweed. Weed suppression is a visual reduction in weed competition (reduced population and/or size and vigor compared to an untreated area). Degree of suppression varies with rate used, size of weeds at application, and environmental conditions before, during, and after treatment.

For common chickweed, henbit, and shepherd's purse, best results are obtained from preemergence application.

Preemergence Application to Lentils, Green Peas, Dry Peas, and Chick Peas

Apply 0.33 to 0.50 lb LEXONE DF per acre as a broadcast application in 10 to 40 gal of water with ground spray equipment after planting but before crop germinates. Crop should be planted 2" deep. Use the higher rate on fine-textured soils (high in clay or organic matter) or when a history of high weed populations exists.

LEXONE DF must be thoroughly incorporated into the soil either by rainfall or mechanical means before weeds germinate and become established. To incorporate LEXONE DF mechanically, use a spike harrow or similar shallow incorporation equipment set to mix the top 1" to 2" of soil. After the initial incorporation tillage, cross-harrow to ensure uniform soil mixing. Mechanical incorporation is important when soil conditions are dry. If soil is moist at application and rain follows before weeds emerge, weed control should be adequate without supplemental incorporation.

Postemergence Application to Lentils, Green Peas, Dry Peas, and Austrian Winter Peas

Apply 0.2 to 0.33 lb LEXONE DF per acre as a broadcast application in 20 to 40 gal of water with ground spray equipment. Make the application when the crop is 2" to 6" tall and weeds are less than 2" tall or across. Use the higher rate on fine-textured soils (high in clay or organic matter).

During application, maintain continuous agitation in the spray tank to keep product in suspension. To avoid crop injury, do not overlap spray swaths and shut off booms while turning, slowing, or stopping.

Note: Treatment may cause some chlorosis (yellowing of leaves) or minor necrosis (burning of leaves characterized by brown tissue at outer margin). Symptoms are most severe when LEXONE DF is applied to wet foliage and/or wet soils.

Precautions for Peas and Lentils

- Do not use spray pressure higher than 40 psi.
- Make no more than one postemergence application per season. Risk of crop injury increases if a postemergence application is made following a previous application of LEXONE DF or Sencor.
- Do not apply LEXONE DF within 24 hours of another pesticide application.
- Only treat Austrian winter peas after they become well established in the spring.
- Apply no more than 0.2 lb per acre on wet soils.
- Postemergence application should not be made within 3 days after cool, wet, or cloudy weather, as crop injury may result.
- Do not use on coarse-textured soils, sandy soils, or poorly covered subsoil (such as clay knobs) where shallow-rooted plants may come in contact with LEXONE DF.
- Use on soils only with 1.5% or more organic matter content.
- Do not use on soils having a pH greater than 7.5.
- Avoid use on Estin variety of lentils.
- Only make preemergence applications to peas or lentils planted at least 2" deep.
- Do not apply LEXONE DF within 50 days of pea harvest or 75 days of lentil harvest.
- Do not feed treated vines to livestock within 40 days after application.
- Crop injury may result if peas or lentils are growing under stress conditions caused by low fertility, disease, insect damage, drought, or abnormally cold weather.
- Crop injury may result if application is followed by heavy rain.
- If treated areas are irrigated, do not apply more than 0.5" of irrigation within one month after LEXONE DF application, as crop injury may occur.
- Pea and lentil varieties may differ in their tolerance to LEXONE DF. Before using for the first time on a particular variety, determine crop tolerance prior to field use.

Postemergence Application

Make a single application of 0.5 to 0.66 lb LEXONE DF per acre before weeds are 1" tall. Apply only after at least 3 successive days of sunny weather.

- Do not use LEXONE DF on early maturing, smooth-skinned, white- or red-skinned varieties.
- Do not apply within 60 days of harvest.

Note: Treatment may cause some chlorosis (yellowing of leaves) or minor necrosis (burning of leaves characterized by brown tissue at outer margin of leaf).

Preemergence Plus Postemergence

Apply as directed above under preemergence and postemergence applications.

- Do not exceed 1.33 lb total LEXONE DF per acre per season.
- Do not apply within 60 days of harvest.

Split Postemergence

Oregon, Washington, Idaho only

Do not use this treatment if LEXONE DF was applied preemergence. For best results, apply before weeds are 1" tall or across. Allow at least 14 days between applications. Do not apply within 24 hours of another pesticide application.

Make two applications of 0.33 to 0.66 lb LEXONE DF per acre. Do not exceed 0.33 lb per acre per application on coarse-textured soils containing 0.5 to 1.0% organic matter.

Application by Chemigation

Before applying LEXONE DF by sprinkler irrigation, read the **Chemigation** section in this label.

Apply at the specified rate in 0.25 to 0.75" of water per acre (0.25 to 0.50" of water per acre on sandy soil). In center pivot and self-propelled wheel-move systems, apply as a continuous injection; in set-in, permanent, solid-set sprinkler systems apply the herbicide in such a manner that 0.25 to 0.5" of water follow the herbicide application.

Irrigation systems must be equipped with automatic shutoff devices that prevent backflow to the water source. Maintain continuous agitation in injection nurse tanks during application. Check the irrigation system to ensure uniform application to all areas. Failure to apply LEXONE DF uniformly may result in crop injury and/or poor weed control.

POTATOES

LEXONE DF may be applied to potatoes as a single preemergence, a single postemergence, preemergence plus postemergence, or split postemergence treatments.

Preemergence Application

Make a single application of 0.5 to 1.33 lb LEXONE DF per acre after planting or after drag-off but before crop emerges. Use the lower rates on coarse-textured soils (low in clay or organic matter) and the higher rates on fine-textured soils (high in clay or organic matter).

Tank Mixtures

For improved control of certain grass and broadleaf weeds, add a suitable herbicide such as "Dual", Eptam[®], "Prowl", "Treflan" or MATRIX. Read and follow each product label.

Precautions for Potatoes

- Potato varieties differ in their tolerance to herbicides. Before using LEXONE DF for the first time on a particular variety, determine crop tolerance prior to field use.
- Crop injury may result if the following varieties are under stress caused by drought, low fertility, insufficient sunlight, insect damage, or disease when postemergence application is made: Acadia Russett, Atlantic, Batoche, Belchip, Campbell 12 and 13, Caribe, Centennial, Cobbler, Gold Rus, Hampton, Jemseg, Monona, MN7973, Norchip, Norgold, NY 64, Ontario, Sebago, and Shepody.
- Using LEXONE DF on sands or loamy sands containing 0.5 to 1.5% organic matter may result in crop injury.
- Do not use LEXONE DF on any soil containing less than 0.5% organic matter, as crop injury may result.

(continued)

Precautions for Potatoes (continued)

- Preemergence use on soils containing more than 10% organic matter may result in only partial weed control.
- Postemergence use on fill-irrigated potatoes may not provide adequate weed control in the absence of rainfall.
- Do not apply LEXONE DF to sweet potatoes or yams.
- Do not apply LEXONE DF after June 30th if the treated land is to be planted to crops other than potatoes.

SOYBEANS

LEXONE DF may be applied preplant, preplant incorporated, or preemergence to soybeans. Directed postemergence application to soybeans may be made only under the conditions discussed in the **Postemergence to Soybeans** section of this label.

LEXONE DF can be used alone or in combination with another herbicide. Combination treatments control not only weeds that are susceptible to LEXONE DF but also weeds that are susceptible to the companion herbicide(s). DuPont recommends using one or more of the following herbicides either before applying LEXONE DF or in a tank mix combination.

- "Treflan" (or other registered soybean products that contain trifluralin as the sole active ingredient)
- Sonalan¹
- "Lasso" (or other registered soybean products that contain alachlor as the sole active ingredient)
- "Roundup"
- Bronco⁴
- "Dual"
- "Prowl"

- Frontier⁵
- Freedom⁴ (or other registered soybean products that contain alachlor and trifluralin as the sole active ingredients)
- Command⁹
- Commence⁹
- "Gramoxone" Extra (or other registered soybean products containing paraquat as the sole active ingredient)

Preemergence to Soybeans

Preplant incorporation of a LEXONE DF tankmix - see Rate Table 1

For improved weed control, use a combination of LEXONE DF and one of the herbicides listed below. Consult the companion herbicide labels for rates and use directions. Follow the most restrictive labeling of the tank mix herbicides involved.

- "Treflan", "Dual", or "Sonalan" - apply within 14 days of planting
- "Lasso" or "Prowl" - apply within 7 days of planting

Select the appropriate LEXONE DF rate from Rate Table 1. For light infestations and applications closer to planting, use the lower rate. For heavy infestations and applications further from planting, use the higher rate. Mix the LEXONE DF and tankmix partner in water and incorporate into the soil before planting soybeans. Improper soil incorporation can result in erratic weed control or crop injury. Do not plant seeds more than 2" deep.

Preemergence application of LEXONE DF in a tankmix or preceded by preplant incorporation of a companion herbicide - See Rate Table 1

- Apply LEXONE DF or LEXONE DF tankmix before soybeans emerge, otherwise severe crop injury may occur
- To avoid crop injury, plant seed 1-1/2 to 2" deep on flat or raised seedbeds.

RATE TABLE 1 - All Conventional and Conservation Tillage Preemergence uses (Preplant, Preplant incorporated, Preemergence)

Soil Texture	LEXONE DF Rate, lb/acre	
	0.5 to 3% organic Matter	>3% organic matter
Coarse: Loamy sand, sandy loam	0.17 - 0.33*	0.50
Medium: Loam, silt loam, silt, sandy clay, sandy clay loam	0.33 - 0.50	0.66
Fine: Silty clay, silty clay loam, clay, clay loam	0.50 - 0.66	0.66
Mississippi Delta only - Silty clay to heavy clay	0.66 - 1.00	1.00

* For sicklepod control on Coastal Plains soils of the Southeast and Midsouth, use 0.33 - 0.50 lb LEXONE DF

RATE TABLE 2 - Reduced LEXONE DF rate followed by a DuPont Postemergence herbicide (Preplant, Preplant incorporated, Preemergence)

Soil Texture	LEXONE DF Rate, lb/acre	
	0.5 to 3% organic Matter	>3% organic matter
Coarse: Loamy sand, sandy loam	0.25	0.33
Medium: Loam, silt loam, silt, sandy clay, sandy clay loam	0.33	0.50
Fine: Silty clay, silty clay loam, clay, clay loam	0.33	0.50
Mississippi Delta only - Silty clay to heavy clay	0.66 - 1.00	1.00

LEXONE DF preemergence preceded by a preplant incorporated companion herbicide

Apply "Treflan", "Sonalan", "Prowl", "Lasso", or "Dual" and incorporate into soil before planting soybeans. Follow the instructions on the product label. In a separate operation, after planting, apply LEXONE DF (alone) after selecting the appropriate rate from Rate Table 1.

LEXONE DF preemergence application in a tankmix

Choose a tankmix herbicide from the list at the beginning of the Soybean Section of this label. Select the appropriate LEXONE DF rate from Rate Table 1. When a range is given, use the higher rate for hard-to-control weeds such as cocklebur, jimsonweed, sicklepod, hemp sesbania, prickly sida or velvetleaf. Use higher rates also for heavier infestations.

Preplant, preplant incorporation or preemergence application of LEXONE DF or a tankmix combination followed by a postemergence application of DuPont CLASSIC, SYNCHRONY STS, RELIANCE STS or PINNACLE herbicides

- See Rate Table 2

For broadleaf weed control in soybeans, DuPont recommends reduced rates of LEXONE DF either preplant, preplant incorporated, or preemergence followed by a postemergence application of DuPont CLASSIC, SYNCHRONY STS, RELIANCE STS or PINNACLE herbicides.

For grass weed control, LEXONE DF can be applied in a tank mix with, or as a sequential overlay after, "Treflan", "Dual", "Sonalan", "Lasso", "Prowl", or "Frontier". Alternatively, a soil application of LEXONE DF may be followed by a postemergence grass herbicide such as ASSURE II. Follow the instructions on the product labels.

Select the appropriate LEXONE DF reduced rate from Rate Table 2. Apply preplant, preplant incorporated or preemergence as directed. Follow with a postemergence application of DuPont CLASSIC, SYNCHRONY STS, RELIANCE STS or PINNACLE herbicides when weeds are small and actively growing (usually 14-28 days after planting).

Preplant or Preemergence to Soybeans in Conservation Tillage

When soybeans will be planted directly into a preformed bed (stale seedbed), cover crop, or in previous crop residues such as corn or small grain stubble, LEXONE DF tankmixes may be used for burndown or suppression of annual broadleaf weeds and grasses and some perennials. LEXONE DF plus crop oil concentrate (COC) or nonionic surfactant (NIS) will control or burn off most small weeds ($\leq 1''$).

For improved burndown of existing broadleaf weeds and grasses, LEXONE DF may be tankmixed with "Gramoxone" Extra, "Roundup", "Bronco", or 2,4-D (LVE).

For LEXONE DF + "Gramoxone" Extra tankmix applications, use 20-60 gallons of water per acre, using the higher rate for dense stubble or vegetation. For LEXONE DF + "Roundup"/"Bronco" applications, use 20 gallons of water per acre.

Use nonionic surfactant or COC in any application where burndown of existing vegetation is desired according to recommendations on companion product label.

When using 2,4-D (LVE) in a tankmix with LEXONE DF, follow the minimum preplant intervals and directions for use listed below.

- 7 days for 0.5 pt per acre 2,4-D (3.8 lb/gal LVE) or 0.24 lb acid equivalents per acre.
- 30 days for 1.0 pt per acre 2,4-D (3.8 lb/gal LVE) or 0.48 lb acid equivalents per acre.
- Regardless of the rate of 2,4-D used, make only one application per growing season.
- Use a minimum of 10 gal total spray volume per acre with ground equipment, or a minimum of 5 gal total spray per acre with aerial equipment.
- When 2,4-D is applied, do not feed hay, forage or fodder. Restrict livestock from grazing treated fields or cover crops treated for burndown.
- Refer to the 2,4-D label for precautionary statements and use instructions. Read the crop injury statements on the 2,4-D (LVE) herbicide label and use only if these statements are acceptable.

For improved residual control of specific grasses or broadleaf weeds, LEXONE DF may be tankmixed with one or more of the products listed at the beginning of the soybean section of this label.

Postemergence to Soybeans

LEXONE DF may be applied as a directed postemergence treatment in the states of AL, AR, FL, GA, LA, MO, MS, NC, OK according to the use direction below. **DO NOT SPRAY LEXONE DF OVER THE TOP OF SOYBEANS.**

- Apply when soybeans are at least 12" tall and when broadleaf weeds do not exceed 3" and grasses and common ragweeds do not exceed 1" in height.
- Direct the spray to cover weeds with minimal or no contact to the soybean plant. Crop injury may result if the spray is higher than 2" on the soybean stem.
- Add a nonionic surfactant at 1/2 pt per 100 gal spray solution.
- Apply 0.33 to 0.66 lb per acre in 25 to 40 gal of water. Use the lower rate for seedling weeds and the higher rate for larger weeds.
- Application of 0.33 lb per acre controls Florida beggarweed, carpetweed, cocklebur, dayflower, Mexican weed, prostrate and smooth pigweed, redroot pigweed (carelessweed)*, common purslane, sicklepod (Cassia), velvetleaf, and crabgrass (large, smooth).
- Application of 0.33 to 0.66 lb per acre controls hemp sesbania, prickly sida (spiny sida, teaweed).
- Application of 0.66 lb per acre controls jimsonweed, Pennsylvania smartweed, and common ragweed. It also gives partial control of morningglories, horsenettle, Florida purslane (Florida pusley), spotted spurge, and wild poinsettia when weeds are less than 3" tall and of broadleaf signalgrass up to 1" tall.

*except triazine-resistant weeds

- If needed, a second application may be made after 7 days. Do not exceed nozzle pressure of 25 psi or use nozzle tips smaller than 8002 T-jet (or equivalent).

For post-directed broadcast application, use a single flood-type spray nozzle ("K" series or equivalent) per middle, mounted on an oiling shoe or gauge wheel. For a post-directed band treatment, use two nozzles per row, mounted on oiling shoes or gauge wheels (one on each side of the row).

Precautions for Soybeans

- The following soybean varieties are sensitive to LEXONE DF: Agripro 55, Asgrow 6520, Altona, AP55, AP71, Burlison, Coker 102 and 156, Dassel, GL 3202, Govan, Hartz 7550, Hartz 7550RR, Hartz 5545, Maple Amber, NB 3665, NKS 1884, Paloma, Portage 350, Regal, Semmes, Tracy, Terra Vig 505 and 606, Vansoy, Vinton 81. Crop injury may occur if LEXONE DF is used on these varieties. Consult your DuPont Representative or your seed supplier on the tolerance of LEXONE DF to newly released varieties, prior to use. Varieties showing above-average tolerance to LEXONE DF are American Revere, Asgrow 1937, Asgrow 3659, Asgrow 3860, DSR 171, DSR 207, Essex, Fayette, Hisoy 170, Lakota, Lawrence, LOL 4207, NKS 1492, Pride B216, Pride B242, SRF 250, SRF350 P, Union, Wayne, Wells II, and Williams 82. For maximum weed control on these varieties, use the higher rate (where a range of rates is given) for a given soil type and organic matter content.
- The following conditions may cause injury to soybeans treated with LEXONE DF:
 - Improper sprayer calibration.
 - Over application or uneven application.
 - Use on very coarse, porous soils.
 - Soils with pH of 7.5 or higher or those with a calcareous surface layer.
 - Use with soil-applied organic phosphate insecticides.
 - Heavy rains within 3 weeks of planting.
- Seedling disease, cold weather, deep planting (more than 2"), excessive moisture, high salt concentration, or drought may weaken soybean seedlings and increase possibility of crop injury.
- Do not use on sand, loamy sand, or sandy loam containing less than 1% organic matter.
- Do not use on any soil containing less than 0.5% organic matter, as crop injury may result.
- Do not use on peat.
- Treated foliage may be grazed or fed to livestock 40 days after application, unless specified otherwise on a companion product.
- Refer to companion product label(s) for use instructions, rates, and information on weeds controlled, weed size restrictions, and precautions. Observe the most restrictive provisions.

SUGARCANE

For use only in the states of Hawaii, Louisiana, Texas and Florida

Hawaii

Make a single broadcast application according to the rate chart given below. For aerial application (irrigated cane only), use at least 7 gal of water per acre. Spot treatments may also be made at the rate of 3.33 to 6.66 lb per acre, but do not exceed 10.0 lb total per acre per crop cycle.

- Do not apply within 17 months of harvest.
- Do not use treated foliage for feed or forage.

LEXONE DF, lb per acre

Time of Application	Irrigated	Nonirrigated
Preemergence—apply within 2 weeks after planting or Early postemergence—apply over cane before weeds are 3" tall or Postemergence—apply prior to "close-in" time and before weeds are 3" tall	5.33 to 8.00	2.66 to 5.33
Early postemergence—apply over cane before weeds are 3" tall or Postemergence—apply prior to "close-in" time and before weeds are 3" tall	5.33 to 8.00	2.66 to 5.33
Postemergence—apply prior to "close-in" time and before weeds are 3" tall	2.66 to 5.33	2.66 to 5.33

In addition to the weeds listed elsewhere in this label, treatment of nonirrigated cane with LEXONE DF controls ageratum, spiny amaranth, wild euphoria, fireweed, Flora's paintbrush, Richardia, garden spurge, graceful spurge, tarweed, guineagrass, plushgrass, ricegrass, and wiregrass (goosegrass). In irrigated cane, LEXONE DF controls the above-mentioned weeds plus spleen amaranth, haole koa, hioloa, hila hila, rattlepod, and Alexander grass.

Louisiana and Texas

Apply 2 to 4 lb per acre during the fall after planting but before cane emerges, or apply to stubble after harvest. Make a second application in early spring prior to new cane growth. If necessary, a third application may be made in late spring at layby.

- Do not apply within 60 days of harvest.
- Do not exceed 10.0 lb total per acre per crop cycle.
- Do not use treated foliage for feed or forage.

In addition to the weeds listed elsewhere in this label, treatment with LEXONE DF controls curly dock, annual morningglory, marestail, sowthistle, and winter oats.

Louisiana

For use on fallow ground to be followed by sugarcane, apply 1.33 to 2.0 lb LEXONE DF per acre. Use the lower rate if applied less than 30 days before planting. Application should be made after the rows are built, and the ground should not be disturbed until planting, as loss of weed control will result. Treatment provides short-term control of seedling johnsongrass and other annual weeds. To aid in control of johnsongrass, stubble sugarcane should be destroyed after harvest or in early spring. Land should be disked frequently in the spring to control rhizome johnsongrass. In late May to early June, rows should be built. The soil surface should be free of trash and clods. Application of

LEXONE DF should be made at this time. Rhizome johnsongrass will not be controlled by LEXONE DF; therefore, spot treatment with an appropriate postemergence herbicide will be necessary.

Florida

Postemergence over-the-top or directed spray applications of LEXONE DF are recommended for the control of the following weeds in sugarcane in Florida.

Broadleaf Weeds

Amaranth, Spiny (seedling)	Cudweed
Butterweed	Purslane
(Cressleaf groundsel)	

Grasses

Crabgrass*, Large	Panicum, Broadleaf
Foxtail, Bristlegrass	Signalgrass, Broadleaf
Goosegrass	

*Best control is achieved when applications are made when this weed is less than 4 inches in diameter.

Ground Application: Apply LEXONE DF at 1.33 to 2.66 lbs per acre in one or two applications with a minimum of 14 days between each application. Apply when weeds are less than 6 inches tall in 10 to 40 gallons of spray mixture per acre.

Postemergence Broadcast or Band: Apply over the top of stubble or plant cane while sugarcane is less than 14 inches tall.

Postemergence Directed Spray: Apply to sugarcane that is a minimum of 14 inches tall and before row closing.

Aerial Applications: Apply LEXONE DF at 1.33 to 2.0 lbs per acre when weeds are less than 4 inches tall in 5 to 10 gallons of spray mixture per acre. Apply to stubble or plant cane while the sugarcane is less than 14 inches tall.

LEXONE DF plus Atrazine Tank Mix: LEXONE DF may be used with atrazine as a preemergence or postemergence (before row closing) application to sugarcane. Rates for LEXONE DF are 1.0 to 2.66 pounds per acre and atrazine 80% WP at 2.5 to 5.0 pounds per acre or atrazine 4L at 2 to 4 quarts per acre. For additional information on precautions, instructions, limitations, application, and weeds controlled, refer to the atrazine label.

Special Precautions: (Florida only)

- Do not use more than 2.66 pounds per acre in a single growing season.
- Do not use on sand soils.
- Spray contact with sugarcane foliage may result in minor leaf margin chlorosis and/or necrosis.
- Do not apply within 60 days of harvest.
- Do not use treated crop for feed or forage.
- Avoid spray overlaps or variations in application speed that may result in insufficient or excessive rates of application.

TOMATOES

LEXONE DF may be applied as a preplant incorporated treatment alone or in a tank mix with "Treflan" EC in transplanted tomatoes. LEXONE DF may be also be applied alone as a postemergence broadcast or directed spray to established tomatoes, including seeded established or transplanted tomatoes. Apply with a properly calibrated low-pressure (20 to 40 psi) fixed-boom sprayer with fan-type nozzles. Use 10

to 40 gal of water per acre with ground equipment for preplant incorporated treatment. Use 20 to 50 gal of water per acre for postemergence broadcast or directed spray application. Do not use air blast or other high-pressure spray equipment for postemergence spray applications.

Preemergence to Transplanted Tomatoes

LEXONE DF may be applied alone as preplant incorporated treatment or in a tank mix with "Treflan" EC. Apply 0.33 to 0.66 lb LEXONE DF per acre alone or as a tank mix combination with "Treflan" EC as a broadcast spray immediately before transplanting. Use the higher rate for heavy weed pressure or for weeds that are difficult to control. Incorporate uniformly to a depth of 2 to 3". Place transplant plugs below the treated zone or injury may occur.

Apply "Treflan" EC as follows:

- Coarse-textured soils: 1 to 2 pt per acre
- Medium-textured soils: 1.25 to 2 pt per acre
- Fine-textured soils: 1.50 to 2 pt per acre

Consult "Treflan" EC label for specific use instructions and observe all cautions and limitations. When LEXONE DF is tank mixed with "Treflan" EC, apply immediately after mixing; do not allow tank mix to stand overnight.

Postemergence to Established Tomatoes

Apply 0.33 to 0.66 lb LEXONE DF per acre over the top of established tomato plants. Use the higher rate for heavy weed pressure or for weeds that are difficult to control. Apply treatment before weeds are 2" tall or across, and actively growing. For split applications, apply 0.33 to 0.5 lbs per acre per treatment, allowing 14 days between treatments. **INTERVALS SHORTER THAN 14 DAYS MAY RESULT IN SIGNIFICANT CROP INJURY AND ARE THE RESPONSIBILITY OF THE USER.** Do not exceed 2 broadcast treatments per crop season. Use the lower use rate on soils of 0.5 to 2.0% organic matter and the higher rate on soils with more than 2% organic matter. Do not use with surfactant. Do not treat seeded or transplanted tomatoes until plants have reached the 5- to 6-leaf stage, or until transplants have recovered from transplant shock and new growth has started. To avoid crop injury, apply only after at least 3 successive days of sunny weather. Do not apply within 24 hours of treatment with other pesticides. Do not tank mix with other pesticides.

Weeds Controlled:

0.33 to 0.66 lb LEXONE DF/Acre

Carpetweed, Cheeseweed, Jimsonweed, Lambsquarter, Pigweeds, Purslane (Common), Velvetleaf and Wild Mustard

1.0 to 1.33 lb LEXONE DF/Acre

Common Ragweed, Pennsylvania Smartweed and Yellow foxtail

Weeds Suppressed:¹

1.0 to 1.33 lb LEXONE DF/Acre

Barnyardgrass and Hairy Nightshade

¹ Treat these weeds before they are more than 1" tall in order to suppress their growth.

Directed Application to Established Tomatoes

Apply 0.66 to 1.33 lb LEXONE DF per acre as a directed spray according to broadcast postemergence application instructions above as a single or split application, but do not allow spray to contact tomato foliage. Allow 14 days between treatments for split applications. This method is recommended for fields with heavy weed pressure or weeds that are difficult to control. Use the lower use rate on soils of 0.5 to 2.0% organic matter and the higher rate on soils with more than 2% organic matter. Do not use with surfactant.

Precautions for Tomatoes

- Tomato varieties vary in their resistance to LEXONE DF. To avoid possible crop injury, determine crop tolerance prior to field use.
- Do not use hot caps on tomatoes within 7 days before or at any time after application of LEXONE DF.
- Crop injury or delayed maturity may result from post-emergence or directed spray applications if tomatoes are growing under stress conditions caused by low fertility, disease, insects, drought, or cool, wet, or cloudy weather prior to application.
- Do not apply within 7 days of harvest.
- Do not apply more than 1.33 lb LEXONE DF per acre per crop season.
- Do not apply to soils containing less than 0.5% organic matter.
- Do not use on soils having a calcareous surface area or a pH of 7.5 or higher, as crop injury may result.

WHEAT AND BARLEY

Use only in the states of Colorado, Idaho, Kansas, Montana, Nebraska, North Dakota, Oklahoma, Oregon, South Dakota, Texas, Utah, Washington, and Wyoming.

LEXONE DF is recommended for postemergence use on barley (winter and spring) and winter wheat only, do not use on durum or spring wheat. Apply using properly calibrated air or ground equipment. Uniform coverage is essential to obtain optimum weed control and to minimize the potential for crop injury. For aerial application, use a minimum spray volume of 3 gal per acre; for ground application, use a minimum of 5 gal per acre.

Apply LEXONE DF before broadleaf weeds emerge or shortly after emergence but before weeds are 1" tall or across. Apply LEXONE DF before grassy weeds emerge or shortly after emergence, but before the 3-leaf stage.

- Use a fall treatment for winter annuals or a spring treatment for summer annual broadleaf weeds.
- Avoid making applications in midwinter in areas where severe winter weather can cause crop stress.
- Two applications may be made per crop year. Allow at least 45 days between LEXONE DF applications, except for spring split applications which can be as short as 10 days apart provided that both applications are made to actively growing, unstressed plants. Do not exceed a total of 10.66 oz LEXONE DF per crop year.
- Best results on cheatgrass and downy brome are obtained with fall treatments.

Tank Mixes

- LEXONE DF may be tank mixed with fungicides used to control *Pseudocercospora herpichoides* foot rot.
- LEXONE DF may be tank mixed with DuPont EXPRESS® Herbicide, DuPont FINESSE® Herbicide, GLEAN FC, DuPont HARMONY® EXTRA Herbicide, "2,4-D", "MCPA", Banvel8, "Banvel" SGF, Bronate, 10 or Buctril10 herbicides.

Refer to the companion product's label for additional directions, rates, weeds controlled, and restrictions. Observe all precautions and limitations on product labels.

Use Rates

North, ID, OR, WA (0.75 to 2.0% O.M.)

Soil Texture	LEXONE DF oz./Acre	
	2-leaf to 3 Tillers [†]	> 3 Tillers [†]
Coarse	1 to 2	4 to 6
Medium	1 to 4	4 to 8
Fine	2 to 4	5 to 8

All Areas (1.0 to 2.0% O.M.)

Soil Texture	LEXONE DF oz./Acre	
	2-leaf to 3 Tillers [†]	> 3 Tillers [†]
Coarse	1 to 2	4 to 6
Medium	1 to 3	4 to 8
Fine	2 to 3	5 to 8

All Areas (>2.0% O.M.)

Soil Texture	LEXONE DF oz./Acre	
	2-leaf to 3 Tillers [†]	> 3 Tillers [†]
Coarse	1 to 3	5 to 8
Medium	2 to 3	5 to 8
Fine	2 to 4	8 to 10.6

* Use these rates on crops with secondary roots smaller than 1". Use LEXONE DF alone or in combination with other herbicides listed in this label for early season control or suppression of broadleaf weeds and for suppression of downy brome.

† Use only when crop plants have more than 3 tillers and after secondary roots have developed and are larger than 1" in length throughout the field.

Low-Rate Use on Broadleaf Weeds

LEXONE DF at rates of 2 to 3 oz per acre may be used alone or in a tank mix with Bronate³, Buctril³, Banvel⁷, "Banvel" SGF, 2,4-D, MCPA, GLEAN FC, FINESSE, HARMONY EXTRA, or EXPRESS to control the following broadleaf weeds:

- | | |
|---------------------|-------------------|
| Chickweed, common | Lettuce, prickly |
| Fiddleneck, tarweed | Mustard, blue |
| Henbit | Pennycress, field |

Low-Rate Use on Grass Weeds

LEXONE DF at rates of 2 to 4 oz per acre may be used alone following a preemergence FINESSE application, or in a tank mix with FINESSE to suppress the following grassy weeds in winter wheat only:

- | | |
|--------------------|--------------------|
| Cheatgrass (Cheat) | Ryegrass, annual* |
| Brome, downy | Ryegrass, Italian* |
| Brome, Japanese | |

- In Oklahoma and Texas, apply LEXONE DF at rates of 3 to 4 oz per acre following preemergence FINESSE application, or 3 to 4 oz per acre as a postemergence tank mix with FINESSE. Make this application after the crop has reached the 4-5 leaf stage and grasses are at 1-3 leaf stage. Make application before winter dormancy.
- In other areas, apply to winter wheat after the crop has reached the 2-leaf stage but not during winter dormancy. Grassy weeds should not exceed the 1- to 3-leaf stage of growth.
- Heavy rains immediately after application may cause crop injury.
- Consult FINESSE label for further instructions on LEXONE/FINESSE combinations.

Wheat and Barley Precautions

- The following varieties of winter wheat are sensitive to LEXONE DF and should not be treated: Century, Cimarron, Coker 9766, Coker 9877, Linden, Mesa, Mustang, Pioneer 2163, TAM 107, Triumph 64, Vona, Wings, Winnie, and Yamhill. Avoid using on spring wheat and durum wheat varieties.
- The following varieties of barley are sensitive to LEXONE DF and should not be treated: Morex, Glenn, Moravian 3, Larker, Summit, Bracken, Anheuser Busch B2601, and varieties with Morex parentage.
- Varieties differ in their tolerance to LEXONE DF. To avoid possible crop injury, contact a DuPont representative or herbicide expert before treating any recently introduced variety.
- Do not apply more than a total of 10.66 oz per acre per year.
- On irrigated cereals, do not apply more than 0.5" of water for the first irrigation following application. Do not exceed 1" of water for each subsequent irrigation. Allow at least 14 days between the first irrigation following treatment and subsequent irrigations.
- Do not apply this product through any type of irrigation equipment.
- Do not exceed rates specified in this section of the label.
- Wheat may be grazed 14 days following application, but do not harvest grain within 21 days after last application.
- Do not graze or harvest barley before crop maturity.
- Crop injury may occur if LEXONE DF is applied as follows:
 - When the crop is under stress conditions, such as winter kill, frost damage, disease, drought or excessive moisture, severe grazing, or when these conditions follow application.
 - Frost, just prior to or soon after application (within 7 to 10 days), can reduce crop tolerance to LEXONE DF and in severe situations, result in crop injury. The risk of crop injury is related to frost severity and duration in relation to time of LEXONE DF application. If heavy frost occurs just prior to a planned application, delay treatment until crop has recovered and is growing vigorously. Try to time application when heavy frosts are not expected for a 7 to 10 day period.

(continued)

Wheat and Barley Precautions (continued)

- In combination with a liquid fertilizer, especially with the addition of surfactant.
- Prior to the growth stage specified on this label.
- To the crop in the jointing stage or later.
- To soils that are high in lime or sodium, have a pH greater than 7.7, are calcareous, gravelly, or thinly covered, or have exposed subsoil areas.
- To fields where seed has been planted less than 1" deep.
- To frozen soil or when crop is in winter dormancy.
- As a sequential treatment to or as a tank mix with KARMEX DF or diuron.
- To a nonwinter hardy wheat or barley variety.
- To a sensitive wheat or barley variety.

ROTATIONAL CROP GUIDELINES

LEXONE DF ALONE

The following table shows minimum recropping intervals following LEXONE DF application:*

4 months	8 months	12 months	18 months
Alfalfa	Barley	Crops not listed	Onions
Asparagus	Cotton	(except root crops)	Sugar beets
Barley†	Lentils		Other root crops
Corn**	Peas		
Forage grasses	Peanuts		
Potatoes**	Rice		
Sainfoin	Wheat		
Soybeans**			
Sugarcane**			
Tomatoes‡			
Wheat†			

* Cover crops for soil building or erosion control may be planted anytime, but do not graze or harvest for food or feed. Stand reduction may occur in some areas.

† Following peas, lentils, or soybeans.

‡ Interval for planting is 90 days in fall-bedded fields in California (tomatoes).

** If initial seeding fails to produce a stand, crops registered for the rate of LEXONE DF that has been applied may be replanted into the treated area. Do not retreat during the same crop year as injury to the crop may result.

Tank Mixes

For tank mixes, consult the labels of herbicides used in the tank mix for replanting and recropping guidelines. Observe the most restrictive provisions.

SPRAY DRIFT MANAGEMENT

The interaction of many equipment and weather-related factors determines the potential for spray drift. The applicator is responsible for considering all these factors when making application decisions.

AVOIDING SPRAY DRIFT IS THE RESPONSIBILITY OF THE APPLICATOR.

IMPORTANCE OF DROPLET SIZE

The most effective way to reduce drift potential is to apply large droplets (>150 - 200 microns). The best drift management strategy is to apply the largest droplets that provide sufficient coverage and control. The presence of sensitive species nearby, the environmental conditions, and pest pressure may affect how an applicator balances drift control and coverage.

APPLYING LARGER DROPLETS REDUCES DRIFT POTENTIAL, BUT WILL NOT PREVENT DRIFT IF APPLICATIONS ARE MADE IMPROPERLY OR UNDER UNFAVORABLE ENVIRONMENTAL CONDITIONS! See **Wind, Temperature and Humidity, and Temperature Inversions** sections of this label.

Controlling Droplet Size - General Techniques

- **Volume** - Use high flow rate nozzles to apply the highest practical spray volume. Nozzles with higher rated flows produce larger droplets.
- **Pressure** - Use the lower spray pressures recommended for the nozzle. Higher pressure reduces droplet size and does not improve canopy penetration. **WHEN HIGHER FLOW RATES ARE NEEDED, USE A HIGHER-CAPACITY NOZZLE INSTEAD OF INCREASING PRESSURE.**
- **Nozzle Type** - Use a nozzle type that is designed for the intended application. With most nozzle types, narrower spray angles produce larger droplets. Consider using low-drift nozzles.

Controlling Droplet Size - Aircraft

- **Number of Nozzles** - Use the minimum number of nozzles with the highest flow rate that provide uniform coverage.
- **Nozzle Orientation** - Orienting nozzles so that the spray is emitted backwards, parallel to the airstream will produce larger droplets than other orientations.
- **Nozzle Type** - Solid stream nozzles (such as disc and core with swirl plate removed) oriented straight back produce larger droplets than other nozzle types.
- **Boom Length** - The boom length should not exceed 3/4 of the wing or rotor length - longer booms increase drift potential.
- **Application Height** - Application more than 10 ft above the canopy increases the potential for spray drift.

BOOM HEIGHT

Setting the boom at the lowest labeled height (if specified) which provides uniform coverage reduces the exposure of droplets to evaporation and wind. For ground equipment, the boom should remain level with the crop and have minimal bounce.

WIND

Drift potential increases at wind speeds of less than 3 mph (due to inversion potential) or more than 10 mph. However, many factors, including droplet size and equipment type determine drift potential at any given wind speed. **AVOID GUSTY OR WINDLESS CONDITIONS.**

Note: Local terrain can influence wind patterns. Every applicator should be familiar with local wind patterns and how they affect spray drift.

TEMPERATURE AND HUMIDITY

When making applications in hot and dry conditions, set up equipment to produce larger droplets to reduce effects of evaporation.

TEMPERATURE INVERSIONS

Drift potential is high during a temperature inversion. Temperature inversions restrict vertical air mixing, which causes small suspended droplets to remain close to the ground and move laterally in a concentrated cloud. Temperature inversions are characterized by increasing temperature with altitude and are common on nights with limited cloud cover and light to no wind. They begin to form as the sun sets and often continue into the morning. Their presence can be indicated by ground fog; however, if fog is not present, inversions can also be identified by the movement of smoke from a ground source or an aircraft smoke generator. Smoke that layers and moves laterally in a concentrated cloud (under low wind conditions) indicates an inversion, while smoke that moves upward and rapidly dissipates indicates good vertical air mixing.

SHIELDED SPRAYERS

Shielding the boom or individual nozzles can reduce the effects of wind. However, it is the responsibility of the applicator to verify that the shields are preventing drift and not interfering with uniform deposition of the product.

AIR ASSISTED (AIR BLAST) FIELD CROP SPRAYERS

Air assisted field crop sprayers carry droplets to the target via a downward directed air stream. Some may reduce the potential for drift, but if a sprayer is unsuitable for the application and/or set up improperly, high drift potential can result. It is the responsibility of the applicator to determine that a sprayer is suitable for the intended application, is configured properly, and that drift is not occurring.

Note: Air assisted field sprayers can affect product performance by affecting spray coverage and canopy penetration. Consult the application equipment section of this label to determine if use of an air assisted sprayer is recommended.

RESISTANCE

When herbicides with the same mode of action are used repeatedly over several years to control the same weed species in the same field, naturally-occurring resistant weed biotypes may survive a correctly applied herbicide treatment, propagate, and become dominant in that field. These resistant weed biotypes may not be adequately controlled. Cultural practices such as tillage, preventing weed escapes from going to seed, and using herbicides with different modes of action within and between crop seasons can aid in delaying the proliferation and possible dominance of herbicide resistant weed biotypes.

PRECAUTIONS

IMPORTANT—Injury to or loss of desirable trees or other plants may result from failure to observe the following:

- Do not apply LEXONE DF (except as recommended) or drain or flush equipment on or near desirable trees or other plants, on areas where their roots may extend, or in locations where the chemical may be washed or moved into contact with their roots.
- Do not use on lawns, walks, driveways, tennis courts, or similar areas.
- Prevent spray drift to desirable plants.
- Do not contaminate any body of water.
- Do not allow LEXONE DF to come in contact with fertilizers, insecticides, fungicides, or seeds during storage.
- Thoroughly clean all application equipment immediately after use. Flush tank, pump, hoses, and boom with several changes of water after removing nozzle tips and screens. Clean nozzle tips and screens separately.
- Varietal sensitivity to LEXONE DF is known in several crops for which LEXONE DF is registered. All new crop varieties should be evaluated on a limited basis for their tolerance prior to field use.
- DuPont has not tested LEXONE DF in all possible tank mixes with other pesticides for compatibility, efficacy, crop damage, or other adverse effects. Before mixing LEXONE DF with other pesticides not listed on this label, DuPont recommends that you first consult your state experiment station, university, or extension agent.

STORAGE AND DISPOSAL

STORAGE: Store product in original container only. Do not contaminate water, food or feed by storage.

PRODUCT DISPOSAL: Do not contaminate water, food or feed by disposal. Wastes resulting from the use of this product may be disposed of on site or at approved waste disposal facility.

CONTAINER DISPOSAL: Triple rinse (or equivalent) the container. Then offer for recycling or reconditioning, or puncture and dispose of in a sanitary landfill, or by incineration, or if allowed by state and local authorities, by burning. If burned, stay out of smoke.

NOTICE TO BUYER: Purchase of this material does not confer any rights under patents of countries outside of the United States.

LIMITATION OF WARRANTY AND LIABILITY

NOTICE: Read This Limitation of Warranty and Liability Before Buying or Using This Product. If the Terms Are Not Acceptable, Return the Product at Once, Unopened, and the Purchase Price Will Be Refunded.

It is impossible to eliminate all risks associated with the use of this product. Such risks arise from weather conditions, soil factors, off target movement, unconventional farming techniques, presence of other materials, the manner of use or application, or other unknown factors, all of which are beyond the control of DuPont. These risks can cause: ineffectiveness of the product; crop injury, or; injury to non-target crops or plants.

DuPont does not agree to be an insurer of these risks. **WHEN YOU BUY OR USE THIS PRODUCT, YOU AGREE TO ACCEPT THESE RISKS.**

DuPont warrants that this product conforms to the chemical description on the label thereof and is reasonably fit for the purpose stated in the Directions for Use, subject to the inherent risks described above, when used in accordance with the Directions for Use under normal conditions.

DUPONT MAKES NO OTHER EXPRESS OR IMPLIED WARRANTY OF FITNESS OR OF MERCHANTABILITY OR ANY OTHER EXPRESS OR IMPLIED WARRANTY.

IN NO EVENT SHALL DUPONT OR SELLER BE LIABLE FOR ANY INCIDENTAL, CONSEQUENTIAL OR SPECIAL DAMAGES RESULTING FROM THE USE OR HANDLING OF THIS PRODUCT. BUYER'S OR USER'S BARGAINED-FOR EXPECTATION IS CROP PROTECTION. THE EXCLUSIVE REMEDY OF THE USER OR BUYER AND THE EXCLUSIVE LIABILITY OF DUPONT OR SELLER, FOR ANY AND ALL CLAIMS, LOSSES, INJURIES OR DAMAGES (INCLUDING CLAIMS BASED ON BREACH OF WARRANTY OR CONTRACT, NEGLIGENCE, TORT OR STRICT LIABILITY), WHETHER FROM FAILURE TO PERFORM OR INJURY TO CROPS OR OTHER PLANTS, AND RESULTING FROM THE USE OR HANDLING OF THIS PRODUCT, SHALL BE THE RETURN OF THE PURCHASE PRICE OF THE PRODUCT, OR AT THE ELECTION OF DUPONT OR SELLER, THE REPLACEMENT OF THE PRODUCT.

DuPont or its Authorized Retailer must have prompt notice of any claim so that an immediate inspection of buyer's or user's growing crops can be made. Buyer and all users shall promptly notify DuPont or a DuPont Authorized Retailer of any claims, whether based on contract, negligence, strict liability, other tort or otherwise or be barred from any remedy.

This Limitation of Warranty and Liability may not be amended by any oral or written agreement.

20 7 21

- 1 Registered trademarks of DowElanco Products Co.
- 2 Registered trademark of American Cyanamid Co.
- 3 Paraquat is a restricted use pesticide.
- 4 Registered trademark of Monsanto Co.
- 5 Registered trademark of Ciba-Geigy Corp.
- 6 Registered trademark of Zeneca, Inc.
- 7 Registered trademark of Bayer AG.
- 8 Registered trademark of Sandoz Corp.
- 9 Registered trademark of FMC

SL - 243 9036 3/5/96

21721

DuPont Agricultural Products
Registration & Regulatory Affairs
Walker's Mill, Barley Mill Plaza
P.O. Box 80038
Wilmington, DE 19880-0038
Fax: (302) 992-6470



DuPont Agricultural Products

January 21, 1997

Ms. Sherada D. Hobgood
Document Processing Desk (NOTIF)
Office of Pesticide Programs (H7504C)
U.S. Environmental Protection Agency
Room 266A, Crystal Mall 2
1921 Jefferson Davis Highway
Arlington, VA 22202

**SUBJECT: 1) Notification Per PR Notice 95-2 of Change to Label for
DuPont Lexone® DF Herbicide (EPA Reg. Number 352-390)
2) Final Printed Labels**

Dear Ms. Hobgood:

I am enclosing a notification of change made to the subject main label for Lexone® DF Herbicide per PR Notice 95-2. This is limited to the addition of three soybean varieties, Hartz 7550, Hartz 7550RR, and Hartz 5545, appearing on page 11 of the attached label. The label change is an addition in the Precautionary Statement which may be accomplished by notification under Notification #4, which states advisory statements such as those related to use precautions may be added.

"This notification is consistent with the provisions of PR Notice 95-2 and EPA regulations at 40 CFR 152-46, and no other changes have been made to the labeling or the confidential statement of formula of this products. I understand that it is a violation of 18 U.S.C. Sec. 1001 to willfully make any false statement to EPA. I further understand that if this notification is not consistent with the terms of PR Notice 95-2 and 40 CFR 152.46, this product may be in violation of FIFRA and I may be subject to enforcement action and penalties under sections 12 and 14 of FIFRA."

Also attached for your use are:

- Notification, EPA form 8570-1 (OPP ID No. 256914)
- One copy of final printed label with highlighted changes (see pg. 11)
- One clean copy of final printed label (DuPont ID SL-243 9036 3/5/96)

Please contact me at (302) 992-6028 with any questions on this matter.

Sincerely,

Donald H. Drane
Product Registration Manager

Enclosures

cc: Mr. P. V. Errico, PM25