



UNITED STATES ENVIRONMENTAL PROTECTION AGENCY
WASHINGTON, DC 20460

OFFICE OF CHEMICAL SAFETY
AND POLLUTION PREVENTION

October 27, 2020

Jacob Vukich
Senior Product Registration Manager
FMC Corporation
2929 Walnut Street
Philadelphia, PA 19104

Subject: PRIA Label Amendment - Expanding the California only use on rice to the entire United States and adding soil application for dry seeded rice
Product Name: Prevathon Insect Control
EPA Registration Number: 279-9612
Application Date: 1/6/2020
Decision Number: 559263

Dear Mr. Vukich:

The amended label referred to above, submitted in connection with registration under the Federal Insecticide, Fungicide and Rodenticide Act, as amended, is acceptable. This approval does not affect any conditions that were previously imposed on this registration. You continue to be subject to existing conditions on your registration and any deadlines connected with them.

A stamped copy of your labeling is enclosed for your records. This labeling supersedes all previously accepted labeling. You must submit one copy of the final printed labeling before you release the product for shipment with the new labeling. In accordance with 40 CFR 152.130(c), you may distribute or sell this product under the previously approved labeling for 18 months from the date of this letter. After 18 months, you may only distribute or sell this product if it bears this new revised labeling or subsequently approved labeling. "To distribute or sell" is defined under FIFRA section 2(gg) and its implementing regulation at 40 CFR 152.3.


Should you wish to add/retain a reference to the company's website on your label, then please be aware that the website becomes labeling under the Federal Insecticide Fungicide and Rodenticide Act and is subject to review by the Agency. If the website is false or misleading, the product would be misbranded and unlawful to sell or distribute under FIFRA section 12(a)(1)(E). 40 CFR 156.10(a)(5) list examples of statements EPA may consider false or misleading. In addition, regardless of whether a website is referenced on your product's label, claims made on the website may not substantially differ from those claims approved through the registration process. Therefore, should the Agency find or if it is brought to our attention that a website contains false or misleading statements or claims substantially differing from the EPA approved registration, the website will be referred to the EPA's Office of Enforcement and Compliance.

Your release for shipment of the product constitutes acceptance of these conditions. If these conditions are not complied with, the registration will be subject to cancellation in accordance

Page 2 of 2
EPA Reg. No. 279-9612
Decision No. 559263

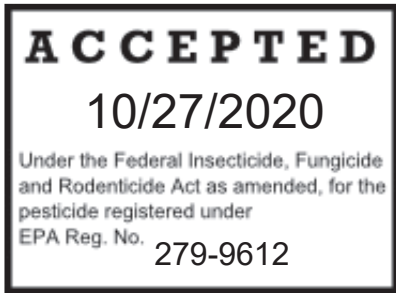
with FIFRA section 6. If you have any questions, please contact Jasmin Jackson by phone at 703-347-0732, or via email at jackson.jasmin@epa.gov.

Sincerely,

A handwritten signature in black ink, appearing to read 'VE', followed by a horizontal line extending to the right.

Venus Eagle, Product Manager 01
Invertebrate and Vertebrate Branch 3
Registration Division (7505P)
Office of Pesticide Programs

Enclosure: Stamped label and stamped supplemental labeling



WITH THE ACTIVE INGREDIENT RYNAXYPYR®

PREVATHON® is a suspension concentrate.

Contains 0.43 lb. active ingredient per gallon.

<i>Active Ingredient</i>	<i>By Weight</i>
Chlorantraniliprole	
3-Bromo-N-[4-chloro-2-methyl-6-[(methylamino)carbonyl]phenyl]-1-(3-chloro-2-pyridinyl)-1H-pyrazole-5-carboxamide	5%
<i>Other Ingredients</i>	95%
TOTAL	100%

EPA Reg. No. 279-9612

EPA Est. No. _____

Nonrefillable Container

Net: _____

OR

Refillable Container

Net: _____

Not for sale, sale into, distribution and/or use in Nassau, Suffolk, Kings, and Queens counties of New York state.

KEEP OUT OF REACH OF CHILDREN

Si usted no entiende la etiqueta, busque a alguien para que se la explique a usted en detalle. (If you do not understand the label, find someone to explain it to you in detail.)

FIRST AID

For questions regarding emergency medical treatment, you may contact 1-800-331-3148 for information.

PRECAUTIONARY STATEMENTS

HAZARDS TO HUMANS AND DOMESTIC ANIMALS

When used as directed this product does not present a hazard to humans or domestic animals.

PERSONAL PROTECTIVE EQUIPMENT (PPE)

Applicators and other handlers must wear:

Long-sleeved shirt and long pants.

Shoes plus socks.

After the product has been diluted in accordance with label directions for use, shirt, pants, socks, and shoes are sufficient Personal Protective Equipment. Follow manufacturer's instructions for cleaning/maintaining personal protective equipment (PPE). If no such instructions for washables exist, use soap and hot water. Keep and wash PPE separately from other laundry.

Sold By



FMC Corporation
 2929 Walnut Street
 Philadelphia, PA 19104

USER SAFETY RECOMMENDATIONS

USERS SHOULD: Wash hands before eating, drinking, chewing gum, using tobacco or using the toilet. Remove clothing immediately if pesticide gets inside. Then wash thoroughly and put on clean clothing.

ENVIRONMENTAL HAZARDS

This pesticide is toxic to aquatic invertebrates, oysters, and shrimp. Do not apply directly to water. Drift and runoff may be hazardous to aquatic organisms in water adjacent to use sites.

Surface Water Advisory -

This product may impact surface water quality due to runoff of rain water. This is especially true for poorly draining soils and soils with shallow ground water. This product is classified as having high potential for reaching surface water via runoff for several months or more after application. A level, well-maintained vegetative buffer strip between areas to which this product is applied and surface water features such as ponds, streams, and springs will reduce the potential loading of chlorantraniliprole from runoff water and sediment. Runoff of this product will be reduced by avoiding applications when rainfall is forecasted to occur within 48 hours.

Ground Water Advisory -

This chemical has properties and characteristics associated with chemicals detected in ground water. This chemical may leach into ground water if used in areas where soils are permeable, particularly where the water table is shallow.

DIRECTIONS FOR USE

It is a violation of federal law to use this product in a manner inconsistent with its labeling.

PREVATHON® insect control must be used only in accordance with the directions on this label, or as otherwise permitted by FIFRA. Always read the entire label, including the Limitation of Warranty and Liability.

PREVATHON® may be used on crops on this label grown for seed production.

RESTRICTIONS

- Do not treat plants grown for transplanting. Not for use in nurseries, plant propagation houses, or greenhouses by commercial transplant producers on plants being grown for transplanting.
- This product is only for commercial use.
- Not for use on ornamental plants or plants being grown for ornamental purposes.
- Not for residential use.
- Do not apply PREVATHON® through any irrigation system unless specified in this label or in supplemental labeling.

For New York State Only:

The following restrictions are required to permit use of PREVATHON® insect control in the State of New York:

- This product may not be applied within 100 feet of a water body (lake, pond, river, stream, wetland, or drainage ditch).
- Aerial application of this product is prohibited.
- Not for sale, sale into, distribution and/or use in Nassau, Suffolk, Kings, and Queens counties of New York state.

AGRICULTURAL USE REQUIREMENTS

PREVATHON® insect control must be used only in accordance with its labeling and with the Worker Protection Standard, 40 CFR Part 170. This standard contains requirements for the protection of agricultural workers on farms, forests, nurseries, and greenhouses, and handlers of agricultural pesticides. It contains requirements for training, decontamination, notification, and emergency assistance. It also contains specific instructions and exceptions pertaining to the statements on the label about personal protective equipment, restricted-entry interval, and notification to workers (as applicable).

Do not apply this product in a way that will contact workers or other persons, either directly or through drift. Only protected handlers may be in the area during application.

For any requirements, specific to your State or Tribe, consult the State or Tribal agency responsible for regulation.

Do not enter or allow worker entry into treated areas during the restricted-entry interval (REI) of 4 hours.

For early entry into treated areas that is permitted under the Worker Protection Standard and that involves contact with anything that has been treated, such as plants, soil, or water, wear:

- Long-sleeved shirt and long pants
- Shoes plus socks

PREVATHON® is a suspension concentrate that can be applied as a foliar application to control listed insects. PREVATHON® is mixed with water for application.

PREVATHON® is a member of the anthranilic diamide class of insecticides with a novel mode of action acting on insect ryanodine receptors. Although PREVATHON® has contact activity, it is most effective through ingestion of treated plant material. After exposure to PREVATHON®, affected insects will rapidly stop feeding, become paralyzed, and typically die within 1 - 3 days. Time applications to the most susceptible insect pest stage, typically at egg lay to egg hatch and/or newly hatched larvae, before populations reach damaging levels.

INTEGRATED PEST MANAGEMENT

FMC supports the use of Integrated Pest Management (IPM) programs to control pests. This product may be used as part of an IPM program, which can include biological, cultural, and genetic practices, aimed at preventing economic pest damage. IPM principles and practices include field scouting or other detection methods, correct target pest identification, population monitoring, rotation of insecticides with different modes-of-action, and treating when target pest populations reach locally determined action thresholds. Consult your state cooperative extension service, professional consultants or other qualified authorities to determine appropriate action treatment threshold levels for treating specific pest/crop or site systems in your area.

SCOUTING

Monitor insect populations to determine whether or not there is a need for application of PREVATHON® based on locally determined economic thresholds and pest management guidelines. More than one treatment of PREVATHON® may be required to control a population of pests.

INSECT RESISTANCE MANAGEMENT

For resistance management, PREVATHON® is a Group 28 Insecticide. Repeated and exclusive use of PREVATHON® (chlorantraniliprole) or other Group 28 insecticide belonging to the anthranilic diamide class of chemistry may lead to the buildup of resistant strains of insects in some crops.

Some insects are known to develop resistance to products used repeatedly for control. Because the development of resistance cannot be predicted, this product may be used as part of a resistance management strategy established for the use area. These strategies may include incorporation of cultural and biological control practices, alternation of mode-of-action classes of insecticides on succeeding generations, and targeting the most susceptible life stage. Consult your local or state agricultural authorities for details.

Unless directed otherwise in the specific crop/pest sections of this label, the best practices are to follow these instructions to delay the development of insecticide resistance:

- Avoid using the same mode of action (IRAC group number) on consecutive generations of insect pests.
- Apply PREVATHON® or other Group 28 insecticides using a “treatment window” approach to avoid exposure of successive insect pest generations to the same mode of action.
- A “treatment window” is defined as the period of residual activity provided by single or sequential applications of products with the same mode of action. This “treatment window” should not exceed approximately the length of one generation of the target pest.
- Within the “Group 28 treatment window”, make no more than 2 applications of PREVATHON® or other Group 28 insecticides within a single generation of the target pest on a crop or within a 30 day period to the same insect species on a crop.
- Following a “Group 28 treatment window”, rotate to a treatment window of effective products with a different mode of action. This “Non-Group 28 Window” should approximate the duration of one generation of the target pest.

- Target the most susceptible insect life stages, whenever possible.
- Avoid using less than the labeled rates of PREVATHON® when applied alone or in tank mixtures.
- Monitor insect populations for product effectiveness.

If resistance to PREVATHON® develops in your area, PREVATHON® or other products with a similar mode of action, may not provide adequate control. If poor performance cannot be attributed to improper application or extreme weather conditions, a resistant strain of insect may be present. If you experience difficulty with control and resistance is a reasonable cause, immediately consult your local FMC company representative or agricultural advisor for the best alternate method of control for your area. For additional information on insect resistance monitoring, visit the Insecticide Resistance Action Committee (IRAC) on the web at <http://www.ircac-online.org>.

APPLICATION

Apply at the specified rates when insect populations reach locally determined economic thresholds. Consult the cooperative extension service, professional consultants or other qualified authorities to determine appropriate threshold levels for treatment in your area.

Apply follow-up treatments of PREVATHON®, as specified, to keep pest populations within threshold limits. Refer to the Insect Resistance Management section of this label for further guidance on follow-up treatments. See individual crop sections of this label for specific minimum spray intervals.

Use sufficient water to obtain thorough, uniform coverage. Because PREVATHON® is most effective through ingestion of treated plant material, thorough spray coverage is essential for optimum control of targeted pest insects. Using increased water volumes will typically result in better spray coverage, especially under adverse conditions such as dry, hot weather or dense plant foliage.

PREVATHON® can be applied by ground or aerial application equipment. PREVATHON® can be applied via overhead sprinkler chemigation systems, except on Tree Nuts. See "CHEMIGATION USING OVERHEAD SPRINKLER SYSTEMS" section for instructions on overhead sprinkler chemigation. For aerial application use the following directions unless otherwise specified in specific crop/pest sections of this label or EPA-approved supplemental labeling: use a minimum of 2 gallons per acre (gpa) of water. For all other application methods use the following directions, unless otherwise specified in specific crop/pest sections of this label or EPA-approved supplemental labeling: use a minimum of 10 gal per acre (GPA) of water for all crops.

Use of Adjuvants - In some situations where coverage is difficult to achieve such as closed canopy, dense foliage, plants with waxy leaf surfaces, or less than optimum application equipment, an adjuvant may improve performance. Use only adjuvant products that are labeled for agricultural use and follow the directions on the manufacturer's label. Always conduct a premix test for compatibility. Use a proven adjuvant that does not affect foliage and/or fruit finish. Refer to specific crop sections of this label for additional adjuvant guidance.

SPRAY PREPARATION

Spray equipment must be clean and free of previous pesticide deposits before applying PREVATHON®. Fill spray tank 1/4 to 1/2 full of water. Add PREVATHON® directly to spray tank. Mix thoroughly to fully disperse the insecticide, once dispersed continued agitation is required. Use mechanical or hydraulic means; do not use air agitation. Do not store spray mix solutions overnight in spray tank. It is the pesticide user's responsibility to ensure that all products are registered for the intended use. Read and follow the applicable restrictions and limitations and directions for use on all product labels involved in tank mixing. Users must follow the most restrictive directions for use and precautionary statements of each product in the tank mixture.

Compatibility - Since formulations may be changed and new ones introduced, premix a small quantity of a desired tank mix and observe for possible adverse changes (settling out, flocculation, etc.).

This product can be mixed with pesticide products labeled for use on crops on this label in accordance with the most restrictive of label limitations and precautions. Do not exceed labeled dosage rates. This product cannot be mixed with any product containing a label prohibition against such mixing.

Tank Mixtures and Crop Safety - Crop varieties can differ in their responsiveness to tank mixtures, and environmental conditions can have an influence on product performance and crop response. It is not possible to test PREVATHON® alone or with all possible tank mix combinations on all varieties under all environmental conditions. When considering the use of a tank mixture on a labeled crop without prior experience, or which is not specifically described on PREVATHON® product labeling or in other FMC product use instruction, it is important to check crop safety first. To test for crop safety prepare a small volume of the intended tank mixture, apply it to an area of the target crop as directed by both this and the tank mix partner product labels, and observe the treated crop to ensure that a phytotoxic response does not occur.

Use of PREVATHON® in any tank mixture applications that is not specifically described on PREVATHON® product labeling or in other FMC product use instructions, could potentially result in crop injury. Follow the precautions on this label and on the label for any other product to be used in tank mixtures before making such applications to your crops. Follow the most restrictive labeling. FMC will not be responsible for any crop injury arising from the use of a tank mixture that is not specifically described on PREVATHON® product labeling or in other FMC product use instruction.

Tank Mixing Sequence -Add different formulation types in the sequence indicated below*. Allow time for complete mixing and dispersion after addition of each product.

1. Water soluble bag.
2. Water dispersible granules.
3. Wettable powders.
4. PREVATHON® and other water based suspension concentrates.
5. Water-soluble concentrates.
6. Oil based suspension concentrates.
7. Emulsifiable concentrates.
8. Adjuvants, surfactants, oils.
9. Soluble fertilizers.
10. Drift retardants.

* Unless otherwise specified by manufacturer directions for use or by local experience.

SPRAY TANK CLEANOUT

Prior to application, start with clean, well maintained application equipment. Immediately following application, thoroughly clean all spray equipment to reduce the risk of forming hardened deposits which might become difficult to remove.

Drain spray equipment. Thoroughly rinse sprayer and flush hoses, boom and nozzles with clean water.

Clean all other associated application equipment. Take all necessary safety precautions when cleaning equipment. Do not clean near wells, water sources or desirable vegetation. Dispose of waste rinse water in accordance with local regulations.

SPRAY DRIFT MANAGEMENT

The interaction of many equipment and weather-related factors determines the potential for spray drift. The applicator is responsible for considering all these factors when making application decisions.

AVOIDING SPRAY DRIFT IS THE RESPONSIBILITY OF THE APPLICATOR.

IMPORTANCE OF DROPLET SIZE

The most effective drift management strategy is to apply the largest droplets which are consistent with pest control objectives. The presence of sensitive species nearby, the environmental conditions, and pest pressure may affect how an applicator balances drift control and coverage. Applying larger droplets reduces drift potential, but will not prevent drift if applications are made improperly or under unfavorable environmental conditions. A droplet size classification system describes the range of droplet sizes produced by spray nozzles. The American Society of Agricultural and Biological Engineers (ASABE) provide a Standard that describes droplet size spectrum categories defined by a number of reference nozzles (fine, coarse, etc.). Droplet spectra resulting from the use of a specific nozzle may also be described in terms of volume mean diameter (VMD). Coarser droplet size spectra have larger VMD's and lower drift potential.

CONTROLLING DROPLET SIZE - GROUND APPLICATION

Nozzle Type - Select a nozzle type that is designed for the intended application. With most nozzle types, narrower spray angles produce larger droplets. The use of low-drift nozzles will reduce drift potential.

Pressure - The lowest spray pressures recommended for the nozzle produce the largest droplets. Higher pressure reduces droplet size and does not improve canopy penetration. When higher flow rates are needed, using a higher-capacity nozzle instead of increasing pressure results in the coarsest droplet spectrum.

Flow Rate/Orifice Size - Using the highest flow rate nozzles (largest orifice) that are consistent with pest control objectives reduces the potential for spray drift. Nozzles with higher rated flows produce coarser droplet spectra.

CONTROLLING DROPLET SIZE - AIRCRAFT

Number of Nozzles -Using the minimum number of nozzles with the highest flow rate that provide uniform coverage will produce a coarser droplet spectrum.

Nozzle Orientation -Orienting nozzles in a manner that minimizes the effects of air shear will produce the coarsest droplet spectra. For some nozzles such as solid stream, pointing the nozzles straight back parallel to the airstream will produce a coarser droplet spectrum than other orientations.

Nozzle Type -Solid stream, or other low drift nozzles produce the coarsest droplet spectra.

Do not apply as a ULV application.

BOOM LENGTH AND HEIGHT

Boom Length (aircraft) -The boom length must not exceed 3/4 of the wing length; using shorter booms decreases drift potential. For helicopters use a boom length and position that prevents droplets from entering the rotor vortices.

Boom Height (aircraft) -Application more than 10 ft above the canopy increases the potential for spray drift. Applications made at the lowest height consistent with pest control objectives, and the safe operation of the aircraft will reduce the potential for spray drift.

Boom Height (ground) -Applications made at the lowest height consistent with pest control objectives, and that allow the applicator to keep the boom level with the application site and minimize bounce, will reduce the exposure of spray droplets to evaporation and wind and reduce spray drift potential.

WIND

Drift potential increases at wind speeds of less than 3 mph (due to variable direction and inversion potential) or more than 10 mph. However, many factors, including droplet size and equipment type determine drift potential at any given wind speed. AVOID APPLICATIONS DURING GUSTY OR WINDLESS CONDITIONS. Do not make applications when wind speeds are greater than 15 mph.

Note: Local terrain can influence wind patterns. Every applicator must be familiar with local wind patterns and how they affect spray drift.

TEMPERATURE AND HUMIDITY

When making applications in hot and dry conditions, set up equipment to produce larger droplets to reduce effects of evaporation.

SURFACE TEMPERATURE INVERSIONS

Do not make applications into temperature inversions. Drift potential is high during a surface temperature inversion. Surface inversions restrict vertical air mixing, which causes small-suspended droplets to remain close to the ground and move laterally in a concentrated cloud. Surface inversions are characterized by increasing temperature with altitude and are common on nights with limited cloud cover and light to no wind. They begin to form as the sun sets and often continue into the morning. Their presence can be indicated by ground fog; however, if fog is not present, inversions can also be identified by the movement of smoke from a ground source or an aircraft smoke generator. Smoke that layers and moves laterally in a concentrated cloud (under low wind conditions) indicates a surface inversion, while smoke that moves upward and rapidly dissipates indicates good vertical air mixing.

SHIELDED SPRAYERS

Shielding the boom or individual nozzles can reduce the effects of wind. However, it is the responsibility of the applicator to verify that the shields are preventing drift and not interfering with uniform deposition of the product.

AIR ASSISTED (AIRBLAST) FIELD CROP SPRAYERS

Air assisted field crop sprayers carry droplets to the target via a downward directed air stream. Some may reduce the potential for drift, but if a sprayer is unsuitable for the application and/or set up improperly, high drift potential can result. It is the responsibility of the applicator to determine that a sprayer is suitable for the intended application, is configured properly, and that drift is not occurring.

Note: Air assisted field sprayers can affect product performance by affecting spray coverage and canopy penetration. Consult the application equipment section of this label to determine if use of an air assisted sprayer is recommended.

CHEMIGATION USING OVERHEAD SPRINKLER SYSTEMS

Types of Chemigation Systems: PREVATHON® can be applied through overhead sprinkler irrigation systems, including the following; center pivot, end tow, hand move, lateral move, side roll, solid set and wheel line. The irrigation system used must provide uniform water distribution.

Directions for Chemigation:

Preparation

A pesticide tank is recommended for the application of PREVATHON® in chemigation systems.

Thoroughly clean the injection system and tank of any fertilizer or chemical residues using a standard clean-out procedure. Dispose of any residues in accordance with State and Federal laws. With the mix tank 1/4 to 1/2 full with water and the agitator running, measure the required amount of PREVATHON® and add it to the tank. Then add additional water to bring your total pesticide mixture up to the desired volume for your application. **Note:** Always add the PREVATHON® to water, never put PREVATHON® into a dry tank or other mixing equipment without first adding water. See "Tank Mixing Sequence" section of the container label for tank mixing sequence. Continue to agitate the mixture throughout the application process. Use mechanical or hydraulic agitation, do not use air agitation.

Injection Into Chemigation Systems

Inject the proper amount of PREVATHON® into the irrigation water flow using a positive displacement injection pump or a Venturi injector. Injection should occur at a point in the main irrigation water flow to ensure thorough mixing with the

irrigation water. For continuously moving systems, inject the solution containing PREVATHON® into the irrigation water line continually and uniformly throughout the irrigation cycle.

Apply in no more than 0.2 inches of water per acre. For overhead sprinkler systems that are stationary, add the solution containing PREVATHON® to the irrigation water line and apply no more than 0.2 inches of water per acre.

Uniform Water Distribution

The irrigation system used for application of PREVATHON® must provide for uniform distribution of PREVATHON® treated water. Non-uniform distribution can result in crop injury, lack of effectiveness or illegal pesticide residues in or on the crop being treated. Ensure the irrigation system is calibrated to uniformly distribute the chemigation application to the crop. Contact the equipment manufacturer, the local University Extension agent or other experts if you have questions about achieving uniform distribution of the application.

Equipment Calibration

Calibrate the irrigation system and injector before applying PREVATHON®. Calibrate the injection pump while the system is running using the expected irrigation rate. If you have questions about calibration, you should contact your state extension service specialists, equipment manufacturer or other experts.

Monitoring of Chemigation Applications

A person knowledgeable of the chemigation system and responsible for its operation, or under the supervision of a responsible person, shall shut the system down and make necessary adjustments should the need arise. Wear the personal protective equipment as defined in the PPE section of the label for applicators and other handlers when making adjustments or repairs on the chemigation system when PREVATHON® is in the irrigation water.

Operation

Start the water pump and sprinkler, and let the system achieve the desired pressure and speed before starting the injector. Start the injector and calibrate the injection system according to the directions above. This procedure is necessary to deliver the desired rate per acre in a uniform manner. When the application is finished, allow the entire irrigation and injector system to be thoroughly flushed clean before stopping the system.

- End guns must be turned off during the application, if they irrigate nontarget areas or if they do not provide uniform application and coverage.
- It is recommended that nozzles in the immediate area of wells, control panels, chemical supply tanks and system safety devices be plugged to prevent contamination of these areas.
- Do not apply when wind speed favors drift beyond the area intended for treatment.
- Do not apply when system connections or fittings leak or when nozzles do not provide uniform distribution.
- Do not allow irrigation water to collect or run-off during chemigation.

Cleaning the System

Thoroughly clean the injection system and tank of any fertilizer or chemical residues using a standard clean-out procedure. Dispose of any residues in accordance with State and Federal laws. Consult your owner's manual or your local equipment dealer for cleanout procedures for your injection system.

REQUIRED SYSTEM SAFETY DEVICES FOR ALL CHEMIGATION SYSTEMS

1. The system must contain a functional check valve, vacuum relief valve and low-pressure drain appropriately located on the irrigation pipeline to prevent water source contamination from backflow.
2. The pesticide injection pipeline must contain a functional, automatic, quick-closing check valve to prevent the flow of fluid back toward the injection pump.
3. The pesticide injection pipeline must also contain a functional, normally closed, solenoid-operated valve located on the intake side of the injection pump and connected to the system interlock to prevent fluid from being withdrawn from the supply tank when the irrigation system is either automatically or manually shut down.
4. The system must contain functional interlocking controls to automatically shut off the pesticide injection pump when the water pump motor stops.
5. The irrigation line or water pump must include a functional pressure switch which will stop the water pump motor when the water pressure decreases to the point where pesticide distribution is adversely affected.
6. Systems must use a metering device, such as a positive displacement pump or a Venturi injector, that provides uniform injection of the product, is effectively designed and constructed of materials compatible with the product, and is capable of being fitted with a system interlock.
7. Chemigation systems connected to public water systems must contain a functional, reduced- pressure zone, backflow preventer (RPZ) or the functional equivalent in the water supply line upstream from the point of pesticide introduction. As an option to the RPZ, the water from the public water system should be discharged into a reservoir tank prior to pesticide introduction. There shall be a complete physical break (air gap) between the outlet end of the fill pipe and the top or overflow rim of the reservoir tank of at least twice the inside diameter of the fill pipe.

CROP ROTATION

Crops on this label and the following crops or crop groups may be planted immediately following harvest: Artichoke, globe; Asparagus; Banana/Plantain; Brassica (Cole) Leafy Vegetables (Crop Group 5); Bulb Vegetables (Crop Group 3-07); Bushberry subgroup (Crop subgroup 13-07B); Cacao; Caneberry subgroup (Berry and Small Fruit Crop Group subgroup 13-07A); Cereal Grains (Crop Group 15); Forage, Fodder, and Straw of Cereal Grains (Crop Group 16); Citrus (Crop Group 10-10); Coffee; Corn (field, pop, seed, and sweet); Cotton; Cucurbit Vegetables (Crop Group 9); Figs; Fruiting Vegetables (Crop Group 8-10); Grass Forage, Fodder, and Hay Group (Crop Group 17); Herbs subgroup (Crop Group subgroup 19A); Grape; Hops; Large Shrub/Tree Berry subgroup (Crop subgroup 13-07C); Leafy Vegetables (nonbrassica, Crop Group 4); Legume Vegetables (Crop Group 6); Foliage of Legume Vegetables (Crop Group 7); Low Growing Berry subgroup (Crop subgroup 13-07G); Nongrass Animal Feeds (Forage, Fodder, Straw, and Hay Crop Group 18); Okra; Oilseed Group (Crop Group 20); Olives; Peanut; Persimmons; Pome Fruits (Crop Group 11-10); Pineapple; Pomegranates; Prickly Pear Cactus; Rice; Root and Tuber Vegetables (Crop Group 1); Leaves of Root and Tuber Vegetables (Crop Group 2); Small Fruit Vine Climbing subgroup, except fuzzy kiwifruit (Berry and Small Fruit Crop Group subgroup 13-07F); Soybean; Spice subgroup (Crop Group subgroup 19B); Spearmint and Peppermint; Stone Fruits (Crop Group 12-12); Sugarcane; Tea; Tree Nuts and Pistachio (Crop Group 14); Tobacco; and Tropical Fruits (acerola, atemoya, avocado, biriba, black sapote, canistel, cherimoya, custard apple, ilama, feijoa, guava, jaboticaba, longan, lychee, mamey sapote, mango, papaya, passionfruit, pulasan, rambutan, sapodilla, soursop, Spanish lime, star apple, starfruit, sugar apple, wax jambu, and White sapote (Casimiroa), and/or hybrids of these).

All other crops cannot be planted until 12 months after the last application of PREVATHON®.

PREVATHON® RATE

Crop	Application Method	Target Pest	Lb ai per acre	fluid ounces product per acre	Last Application (Days to Harvest)	REI (Hours)
Cereal Grains (Crop Group 15) except Corn and Rice Including: Barley, Buckwheat, Pearl Millet, Proso Millet, Oats, Rye, Sorghum (milo), Sorghum spp. [grain sorghum, sudangrass (seed crop), and hybrids of these grown for its seed], Teosinte, Triticale, Wheat, Wild Rice	FOLIAR	Corn earworm Beet armyworm European corn borer Fall armyworm Sorghum webworm Southwestern corn borer Sugarcane borer True armyworm	0.047 - 0.067	14.0 - 20.0	1	4
		Grasshoppers	0.027 - 0.067	8.0 - 20.0		

USE RESTRICTIONS
 Apply higher rates within the listed range for heavier infestations, larger/denser crops or extreme environmental conditions such as rainy weather and high temperatures.
 Make no more than 4 applications per acre per calendar year.
 Minimum interval between treatments is 7 days.
 Do not apply more than 60 fl oz PREVATHON® or 0.2 lb a.i. of chlorantraniliprole containing products per acre per calendar year.
Grasshopper - With foliar sprays, performance is improved with the addition of a Methylated Seed Oil (MSO) adjuvant at 1 gallon per 100 gallons of spray volume (1% v/v). Apply when grasshopper populations reach local established thresholds to prevent crop damage. Correct timing of spray applications to nymphal stages and thorough coverage is critical to achieve optimum control. Applications should be made when eggs have hatched and the majority of the grasshopper population is 2nd – 3rd instar nymphs. Once grasshoppers contact and/or ingest PREVATHON® there will be rapid feeding cessation; insect mortality may not occur until a week later or longer. Do not make more than two sequential applications of PREVATHON® before rotating to another registered insecticide having a different mode-of-action.

Crop	Application Method	Target Pest	Lb ai per acre	fluid ounces product per acre	Last Application (Days to Harvest)	REI (Hours)
Forage, fodder, and Straw of Cereal Grains, (Crop Group 16) except Corn and Rice. Including Forage, fodder, and straw of all commodities included in the cereal grains group, except corn and rice. Includes Sorghum spp. [sorghum, forage; sorghum, stover; sudangrass, and hybrids of these grown for forage and/or stover].	FOLIAR	Corn earworm Beet armyworm European corn borer Fall armyworm Sorghum webworm Southwestern corn borer Sugarcane borer True armyworm	0.047 - 0.067	14.0 - 20.0	1	4
		Grasshoppers	0.027 - 0.067	8.0 - 20.0		

USE RESTRICTIONS
 Apply higher rates within the listed range for heavier infestations, larger/denser crops or extreme environmental conditions such as rainy weather and high temperatures.
 Make no more than 4 applications per acre per calendar year.
 Minimum interval between treatments is 7 days.
 Do not apply more than 60 fl oz PREVATHON® or 0.2 lb a.i. of chlorantraniliprole containing products per acre per calendar year.
Grasshopper - With foliar sprays, performance is improved with the addition of a Methylated Seed Oil (MSO) adjuvant at 1 gallon per 100 gallons of spray volume (1% v/v). Apply when grasshopper populations reach local established thresholds to prevent crop damage. Correct timing of spray applications to nymphal stages and thorough coverage is critical to achieve optimum control. Applications should be made when eggs have hatched and the majority of the grasshopper population is 2nd – 3rd instar nymphs. Once grasshoppers contact and/or ingest PREVATHON® there will be rapid feeding cessation; insect mortality may not occur until a week later or longer. Do not make more than two sequential applications of PREVATHON® before rotating to another registered insecticide having a different mode-of-action.

PREVATHON® RATE

Crop	Application Method	Target Pest	Lb ai per acre	fluid ounces product per acre	Last Application (Days to Harvest)	REI (Hours)
Corn (field) Corn (pop)	SOIL AT PLANTING† In-furrow spray	European corn borer Fall armyworm Southern armyworm	0.067 - 0.097	20.0 - 29.0 See rate conversion chart for rate per 1000 linear ft.	14 Days for Ears	4
	FOLIAR	Corn earworm Beet armyworm European corn borer Fall armyworm Southern armyworm Southwestern corn borer True armyworm Western bean cutworm	0.047 - 0.067	14.0 - 20.0	1 Day for Forage, Forage, Silage, Stover	
		Grasshoppers	0.027 - 0.067	8.0 - 20.0		

USE RESTRICTIONS

Apply higher rates within the listed range for heavier infestations, larger/denser crops or extreme environmental conditions such as rainy weather and high temperatures.

Make no more than 4 applications per acre per calendar year.

Minimum interval between treatments is 7 days.

Do not apply more than 60 fl oz PREVATHON® or 0.2 lb a.i. of chlorantraniliprole containing products per acre per calendar year.

Grasshopper - With foliar sprays, performance is improved with the addition of a Methylated Seed Oil (MSO) adjuvant at 1 gallon per 100 gallons of spray volume (1% v/v). Apply when grasshopper populations reach local established thresholds to prevent crop damage. Correct timing of spray applications to nymphal stages and thorough coverage is critical to achieve optimum control. Applications should be made when eggs have hatched and the majority of the grasshopper population is 2nd – 3rd instar nymphs. Once grasshoppers contact and/or ingest PREVATHON® there will be rapid feeding cessation; insect mortality may not occur until a week later or longer. Do not make more than two sequential applications of PREVATHON® before rotating to another registered insecticide having a different mode-of-action.

†**SOIL APPLICATIONS:**

In-Furrow Spray at Planting

Apply as a narrow band spray into the furrow at the seeding depth.

PREVATHON® must be applied in a manner that ensures the product is in the root zone.

PREVATHON® must be in the root zone to provide effective control of target pests. PREVATHON® is most effective when it is applied so that the roots are at or near the site of application; manage irrigation so that significant quantities of PREVATHON® remain in the root zone where it is most effective.

Unless directed otherwise in the specific crop sections of this label, only one soil application of PREVATHON® can be made per crop.

Crop	Application Method	Target Pest	Lb ai per acre	fluid ounces product per acre	Last Application (Days to Harvest)	REI (Hours)
Corn (seed)	SOIL AT PLANTING† In-furrow spray	European corn borer Fall armyworm Southern armyworm	0.067 - 0.097	20.0 - 29.0 See rate conversion chart for rate per 1000 linear ft.	1	4
	FOLIAR	Corn earworm Beet armyworm European corn borer Fall armyworm Southern armyworm Southwestern corn borer True armyworm Western bean cutworm	0.047 - 0.067	14.0 - 20.0		
		Grasshoppers	0.027 - 0.067	8.0 - 20.0		

USE RESTRICTIONS

Apply higher rates within the listed range for heavier infestations, larger/denser crops or extreme environmental conditions such as rainy weather and high temperatures.

Make no more than 4 applications per acre per calendar year.

Minimum interval between treatments is 1 day.

Do not apply more than 60 fl oz PREVATHON® or 0.2 lb a.i. of chlorantraniliprole containing products per acre per calendar year.

Grasshopper - With foliar sprays, performance is improved with the addition of a Methylated Seed Oil (MSO) adjuvant at 1 gallon per 100 gallons of spray volume (1% v/v). Apply when grasshopper populations reach local established thresholds to prevent crop damage. Correct timing of spray applications to nymphal stages and thorough coverage is critical to achieve optimum control. Applications should be made when eggs have hatched and the majority of the grasshopper population is 2nd – 3rd instar nymphs. Once grasshoppers contact and/or ingest PREVATHON® there will be rapid feeding cessation; insect mortality may not occur until a week later or longer. Do not make more than two sequential applications of PREVATHON® before rotating to another registered insecticide having a different mode-of-action.

†**SOIL APPLICATIONS:**

In-Furrow Spray at Planting

Apply as a narrow band spray into the furrow at the seeding depth.

PREVATHON® must be applied in a manner that ensures the product is in the root zone.

PREVATHON® must be in the root zone to provide effective control of target pests. PREVATHON® is most effective when it is applied so that the roots are at or near the site of application; manage irrigation so that significant quantities of PREVATHON® remain in the root zone where it is most effective.

Unless directed otherwise in the specific crop sections of this label, only one soil application of PREVATHON® can be made per crop.

PREVATHON® RATE

Crop	Application Method	Target Pest	Lb ai per acre	fluid ounces product per acre	Last Application (Days to Harvest)	REI (Hours)
Cotton	FOLIAR	Beet armyworm Cotton bollworm** Fall armyworm Saltmarsh caterpillar Southern armyworm Tobacco budworm** Western Yellowstriped Armyworm	0.047 - 0.09	14.0 - 27.0	21	4
		Cabbage looper Soybean looper*	0.067 - 0.097	20.0 - 29.0		
		Grasshoppers	0.027 - 0.067	8.0 - 20.0		

USE RESTRICTIONS

Apply higher rates within the listed range for heavier infestations, larger/denser crops or extreme environmental conditions such as rainy weather and high temperatures.

Make no more than 4 applications per acre per calendar year.

Do not apply more than 60 fl oz PREVATHON® or 0.2 lb a.i. of chlorantranilprole containing products per acre per calendar year.

The minimum interval between treatments is 5 days.

*Suppression only.

**For Heliethine control (cotton bollworm and/or tobacco budworm) in conventional non-transgenic/non-Bt cotton make the first application at rates of 0.067 - 0.09 lb. ai per acre (20.0 - 27.0 oz product). Subsequent applications can be at rates of 0.047 - 0.09 lb. ai acre (14.0 - 27.0 oz product) depending on pest pressure.

For control of cotton bollworm (*Helicoverpa zea*) in Bt transgenic cotton varieties, the initial application, and subsequent applications, of PREVATHON® can be applied at 14 to 20 fluid ounces per acre as a foliar spray. Apply when cotton bollworm populations reach local established treatment thresholds to prevent crop damage.

Grasshopper - With foliar sprays, performance is improved with the addition of a Methylated Seed Oil (MSO) adjuvant at 1 gallon per 100 gallons of spray volume (1% v/v). Apply when grasshopper populations reach local established thresholds to prevent crop damage. Correct timing of spray applications to nymphal stages and thorough coverage is critical to achieve optimum control. Applications should be made when eggs have hatched and the majority of the grasshopper population is 2nd – 3rd instar nymphs. Once grasshoppers contact and/or ingest PREVATHON® there will be rapid feeding cessation; insect mortality may not occur until a week later or longer. Do not make more than two sequential applications of PREVATHON® before rotating to another registered insecticide having a different mode-of-action.

Crop	Application Method	Target Pest	Lb ai per acre	fluid ounces product per acre	Last Application (Days to Harvest)	REI (Hours)
Grass Forage, Fodder and Hay: (Crop Group 17) Any grass, Gramineae family (either green or cured) except sugarcane and those included in the cereal grains group, that will be fed to or grazed by livestock, all pasture and range grasses and grasses grown for hay or silage	FOLIAR	Beet armyworm Corn earworm Fall armyworm Southern armyworm True armyworm	0.047 - 0.067	14.0 - 20.0	0	4
		Billbug (grubs)* Cutworms European crane fly (larvae)**	0.067 - 0.097	20.0 - 29		
		Grasshoppers	0.027 - 0.067	8.0 - 20.0		

USE RESTRICTIONS

Apply higher rates within the listed range for heavier infestations, larger/denser crops or extreme environmental conditions such as rainy weather and high temperatures.

Make no more than 4 applications per acre per calendar year.

Minimum interval between treatments is 7 days.

Do not apply more than 60 fl oz PREVATHON® or 0.2 lb a.i. of chlorantranilprole containing products per acre per calendar year.

Application Instructions

For control of Armyworms and Cutworms, apply at first sign of economic crop damage. Apply PREVATHON® as a thorough coverage foliar spray using properly calibrated ground equipment in a minimum of 10 gallons per acre, or via overhead chemigation in 0.10 to 0.20 acre inch of water. For foliar sprays, increase the spray volume to compensate for the amount of foliage present. For maximum spray penetration in to the root crown area, the use of a silicone surfactant may be useful. For best results with foliar spray applications, delay the next irrigation for at least 24 hours.

**For suppression of European Crane Fly larvae apply between September and early November.

*For suppression of Billbug grubs, apply when overwintered adult Billbugs are first observed. This will usually occur in late April or early May. It is important to move the PREVATHON® into the grass root zone. This is best achieved by applying via overhead chemigation in 0.25 to 0.50 acre inch of water, or by immediately following a foliar spray application with 0.25 to 0.50 acre inch of water.

Grasshopper - With foliar sprays, performance is improved with the addition of a Methylated Seed Oil (MSO) adjuvant at 1 gallon per 100 gallons of spray volume (1% v/v). Apply when grasshopper populations reach local established thresholds to prevent crop damage. Correct timing of spray applications to nymphal stages and thorough coverage is critical to achieve optimum control. Applications should be made when eggs have hatched and the majority of the grasshopper population is 2nd – 3rd instar nymphs. Once grasshoppers contact and/or ingest PREVATHON® there will be rapid feeding cessation; insect mortality may not occur until a week later or longer. Do not make more than two sequential applications of PREVATHON® before rotating to another registered insecticide having a different mode-of-action.

PREVATHON® RATE

PREVATHON® Conversion Chart for At-Plant Soil Application					
	Rate in Fluid Ounces product/1000 Row-feet Based on Planted Row Spacing (in inches) of:				
Fl oz/Acre	30	34	36	38	40
20.0	1.16	1.32	1.36	1.44	1.52
29.0	1.66	1.89	2.00	2.11	2.22

Crop	Application Method	Target Pest	Lb ai per acre	fluid ounces product per acre	Last Application (Days to Harvest)	REI (Hours)
Legume Vegetables, Dried shelled pea and bean (Crop Subgroup 6C) except soybean Including: Dried cultivars of bean (Lupinus); bean (Phaseolus) (includes field bean, kidney bean, lima bean (dry), navy bean, pinto bean, tepary bean); bean (Vigna) (includes adzuki bean, blackeyed pea, catjang, cowpea, crowder pea, moth bean, mung bean, rice bean, southern pea, urd bean); broad bean (dry); chickpea; guar; lablab bean; lentil; pea (Pisum) (includes field pea); pigeon pea	FOLIAR	Corn earworm Beet armyworm Cabbage looper European corn borer Fall armyworm Soybean looper Western bean cutworm	0.047 - 0.067	14.0 - 20.0	1	4
		Leafminers (larvae)*	0.097	29.0		
		Grasshoppers	0.027 - 0.067	8.0 - 20.0		

USE RESTRICTIONS

Apply higher rates within the listed range for heavier infestations, larger/denser crops or extreme environmental conditions such as rainy weather and high temperatures.

Make no more than 4 applications per acre per calendar year.

Minimum interval between treatments is 3 days.

Do not apply more than 180 fl oz PREVATHON® or 0.6 lb a.i. of chlorantraniliprole containing products per acre per calendar year. In NY, do not apply more than 60 fl oz PREVATHON® or 0.2 lb a.i. of chlorantraniliprole containing products per acre per calendar year.

*Control of *Liriomyza* species except suppression only for *L. huidabrensis* and *L. langei*.

Grasshopper - With foliar sprays, performance is improved with the addition of a Methylated Seed Oil (MSO) adjuvant at 1 gallon per 100 gallons of spray volume (1% v/v). Apply when grasshopper populations reach local established thresholds to prevent crop damage. Correct timing of spray applications to nymphal stages and thorough coverage is critical to achieve optimum control. Applications should be made when eggs have hatched and the majority of the grasshopper population is 2nd – 3rd instar nymphs. Once grasshoppers contact and/or ingest PREVATHON® there will be rapid feeding cessation; insect mortality may not occur until a week later or longer. Do not make more than two sequential applications of PREVATHON® before rotating to another registered insecticide having a different mode-of-action.

PREVATHON® RATE

Crop	Application Method	Target Pest	Lb ai per acre	fluid ounces product per acre	Last Application (Days to Harvest)	REI (Hours)
Foliage of Legume vegetables, Dried shelled pea and bean except soybean including: Plant parts of any legume vegetable included in the legume vegetables section above that will be used as animal feed.	FOLIAR	Corn earworm Beet armyworm Cabbage looper European corn borer Fall armyworm Soybean looper Western bean cutworm	0.047 - 0.067	14.0 - 20.0	1	4
		Grasshoppers	0.027 - 0.067	8.0 - 20.0		

USE RESTRICTIONS
 Apply higher rates within the listed range for heavier infestations, larger/denser crops or extreme environmental conditions such as rainy weather and high temperatures.
 Make no more than 4 applications per acre per calendar year.
 Minimum interval between treatments is 3 days.
 Do not apply more than 180 fl oz PREVATHON® or 0.6 lb a.i. of chlorantraniliprole containing products per acre per calendar year. In NY, do not apply more than 60 fl oz PREVATHON® or 0.2 lb a.i. of chlorantraniliprole containing products per acre per calendar year.
Grasshopper - With foliar sprays, performance is improved with the addition of a Methylated Seed Oil (MSO) adjuvant at 1 gallon per 100 gallons of spray volume (1% v/v). Apply when grasshopper populations reach local established thresholds to prevent crop damage. Correct timing of spray applications to nymphal stages and thorough coverage is critical to achieve optimum control. Applications should be made when eggs have hatched and the majority of the grasshopper population is 2nd – 3rd instar nymphs. Once grasshoppers contact and/or ingest PREVATHON® there will be rapid feeding cessation; insect mortality may not occur until a week later or longer. Do not make more than two sequential applications of PREVATHON® before rotating to another registered insecticide having a different mode-of-action.

Crop	Application Method	Target Pest	Lb ai per acre	fluid ounces product per acre	Last Application (Days to Harvest)	REI (Hours)
Non-grass animal feeds: (Crop Group 18) including: Alfalfa; bean, velvet; clover (Trifolium, Melilotus); kudzu; lespedeza; lupin; sainfoin; trefoil; vetch; vetch, crown; vetch, milk	FOLIAR	Alfalfa caterpillar Alfalfa looper Beet armyworm Fall armyworm Western bean cutworm	0.047 - 0.067	14.0 - 20.0	0	4
		Grasshoppers	0.027 - 0.067	8.0 - 20.0		

USE RESTRICTIONS
 Apply higher rates within the listed range for heavier infestations, larger/denser crops or extreme environmental conditions such as rainy weather and high temperatures.
 Make no more than 4 applications per acre per calendar year.
 Make one application per cutting.
 Do not apply more than 60 fl oz PREVATHON® or 0.2 lb a.i. of chlorantraniliprole containing products per acre per calendar year.
Grasshopper - With foliar sprays, performance is improved with the addition of a Methylated Seed Oil (MSO) adjuvant at 1 gallon per 100 gallons of spray volume (1% v/v). Apply when grasshopper populations reach local established thresholds to prevent crop damage. Correct timing of spray applications to nymphal stages and thorough coverage is critical to achieve optimum control. Applications should be made when eggs have hatched and the majority of the grasshopper population is 2nd – 3rd instar nymphs. Once grasshoppers contact and/or ingest PREVATHON® there will be rapid feeding cessation; insect mortality may not occur until a week later or longer. Do not make more than two sequential applications of PREVATHON® before rotating to another registered insecticide having a different mode-of-action.

PREVATHON® RATE

Crop	Application Method	Target Pest	Lb ai per acre	fluid ounces product per acre	Last Application (Days to Harvest)	REI (Hours)
Peanut	FOLIAR	Corn earworm	0.047 - 0.067	14.0 - 20.0	1	4
		Beet armyworm				
		Fall armyworm				
		Green cloverworm				
		Lesser cornstalk borer				
		Southern armyworm				
		Tobacco budworm				
		Velvetbean caterpillar				
		Cabbage looper	0.067	20.0		
		Granulate cutworm				
		Soybean looper				
		Grasshoppers	0.027 - 0.067	8.0 - 20.0		

USE RESTRICTIONS
 Apply higher rates within the listed range for heavier infestations, larger/denser crops or extreme environmental conditions such as rainy weather and high temperatures.
 Make no more than 4 applications per acre per calendar year.
 Minimum interval between treatments is 5 days.
 Do not apply more than 60 fl oz PREVATHON® or 0.2 lb a.i. of chlorantraniliprole containing products per acre per calendar year.
Grasshopper - With foliar sprays, performance is improved with the addition of a Methylated Seed Oil (MSO) adjuvant at 1 gallon per 100 gallons of spray volume (1% v/v). Apply when grasshopper populations reach local established thresholds to prevent crop damage. Correct timing of spray applications to nymphal stages and thorough coverage is critical to achieve optimum control. Applications should be made when eggs have hatched and the majority of the grasshopper population is 2nd – 3rd instar nymphs. Once grasshoppers contact and/or ingest PREVATHON® there will be rapid feeding cessation; insect mortality may not occur until a week later or longer. Do not make more than two sequential applications of PREVATHON® before rotating to another registered insecticide having a different mode-of-action.

Crop	Application Method	Target Pest	Lb ai per acre	fluid ounces product per acre	Last Application (Days to Harvest)	REI (Hours)
Potato	FOLIAR	Beet and Yellowstriped Armyworms	0.047 - 0.067	14.0 - 20.0	14	4
		Cabbage looper				
		Colorado potato beetle				
		European corn borer				
		Grasshoppers	0.027 - 0.067	8.0 - 20.0		

USE RESTRICTIONS
 Apply higher rates within the listed range for heavier infestations, larger/denser crops or extreme environmental conditions such as rainy weather and high temperatures.
 Make no more than 4 applications per acre per calendar year.
 Do not apply more than 60 fl oz PREVATHON® or 0.2 lb a.i. of chlorantraniliprole containing products per acre per calendar year. The minimum interval between treatments is 5 days.
Colorado potato beetle resistance management: Do not apply PREVATHON® more than twice to a generation of Colorado potato beetle or within any 30 day period. Application(s) to the next generation of Colorado potato beetle must be with an effective product with a different mode of action. Do not apply PREVATHON® more than once to Colorado potato beetle via overhead chemigation. PREVATHON® can only be applied to potatoes as a direct foliar spray or via chemigation through overhead sprinkler irrigation systems. See "CHEMIGATION USING OVERHEAD SPRINKLER SYSTEMS" section for instructions on overhead sprinkler chemigation.
Grasshopper - With foliar sprays, performance is improved with the addition of a Methylated Seed Oil (MSO) adjuvant at 1 gallon per 100 gallons of spray volume (1% v/v). Apply when grasshopper populations reach local established thresholds to prevent crop damage. Correct timing of spray applications to nymphal stages and thorough coverage is critical to achieve optimum control. Applications should be made when eggs have hatched and the majority of the grasshopper population is 2nd – 3rd instar nymphs. Once grasshoppers contact and/or ingest PREVATHON® there will be rapid feeding cessation; insect mortality may not occur until a week later or longer. Do not make more than two sequential applications of PREVATHON® before rotating to another registered insecticide having a different mode-of-action.

PREVATHON® RATE

Crop	Application Method	Target Pest	Lb ai per acre	fluid ounces product per acre	Last Application (Days to Harvest)	REI (Hours)
Oilseed Group: (Crop Group 20) except milkweed including: Borage; calendula; canola; castor oil plant; Chinese tallowtree; cottonseed; crambe; cuphea; echium; euphorbia; evening primrose; flax seed; gold of pleasure; hare's ear mustard; jojoba; lesquerella; lunaria; meadowfoam; mustard seed; niger seed; oil radish; poppy seed; rapeseed; rose hip; safflower; sesame; stokes aster; sunflower; sweet rocket; tallowwood; tea oil plant; vernonia; cultivars, varieties, and/or hybrids of these	FOLIAR	Diamondback moth Banded sunflower moth Sunflower moth	0.047 - 0.067	14.0 - 20.0	21	4
		Grasshoppers	0.027 - 0.067	8.0 - 20.0		

USE RESTRICTIONS
 Apply higher rates within the listed range for heavier infestations, larger/denser crops or extreme environmental conditions such as rainy weather and high temperatures.
 Make no more than 4 applications per acre per calendar year.
 Minimum interval between treatments is 5 days.
 Do not apply more than 60 fl oz PREVATHON® or 0.2 lb a.i. of chlorantraniliprole containing products per acre per calendar year.
Banded sunflower moth and sunflower moth - For best results apply when moth populations reach local established treatment thresholds and as blooms begin to open (sunflower growth stage R-5.0 to R-5.1) to prevent crop damage. Applications may be required at 5-7 day intervals when moth pressure is heavy.
Grasshopper - With foliar sprays, performance is improved with the addition of a Methylated Seed Oil (MSO) adjuvant at 1 gallon per 100 gallons of spray volume (1% v/v). Apply when grasshopper populations reach local established thresholds to prevent crop damage. Correct timing of spray applications to nymphal stages and thorough coverage is critical to achieve optimum control. Applications should be made when eggs have hatched and the majority of the grasshopper population is 2nd – 3rd instar nymphs. Once grasshoppers contact and/or ingest PREVATHON® there will be rapid feeding cessation; insect mortality may not occur until a week later or longer. Do not make more than two sequential applications of PREVATHON® before rotating to another registered insecticide having a different mode-of-action.

Crop	Application Method	Target Pest	Lb ai per acre	fluid ounces product per acre	Last Application (Days to Harvest)	REI (Hours)
Rice [<i>Optional Text</i> – (except California)]	SOIL APPLICATION† Broadcast spray	Rice water weevil larvae	0.08 – 0.1	24 - 30	N/A	4

USE RESTRICTIONS
 Apply higher rates within the listed range for heavier infestations, larger/denser crops or extreme environmental conditions such as rainy weather and high temperatures.
 † Only for application as a broadcast spray to soil: For water-seeded rice, apply PREVATHON to soil surface prior to seeding and flooding. For dry-seed rice, PREVATHON may be applied to the surface of the soil before, during or after planting, but application must be made before rice emergence.
 Do not apply more than 5 days prior to flooding.
 Once flood is established, hold the water for a minimum of 14 days before discharging the water.
 Broadcast application may be made using aerial or ground application equipment.
 Do not apply more than 30 fl oz PREVATHON® or 0.1 lb a.i. of chlorantraniliprole containing products per acre per calendar year.
 Do not use PREVATHON® treated rice fields for the aquaculture of edible fish or crustacea (including crawfish) during the rice production cycle (planting through harvest).

PREVATHON® RATE

Crop	Application Method	Target Pest	Lb ai per acre	fluid ounces product per acre	Last Application (Days to Harvest)	REI (Hours)
Soybean Including edamame (immature soybean)	FOLIAR	Corn earworm	0.047 - 0.067	14.0 - 20.0	1	4
		Beet armyworm				
		Fall armyworm				
		Cabbage looper				
		Green cloverworm				
		Southern armyworm				
		Soybean looper				
		Tobacco budworm				
		Velvetbean caterpillar				
		Grasshoppers	0.027 - 0.067	8.0 - 20.0		
		Dectes stem borer	0.067	20.0		

USE RESTRICTIONS

Apply higher rates within the listed range for heavier infestations, larger/denser crops or extreme environmental conditions such as rainy weather and high temperatures.

Make no more than 4 applications per acre per calendar year.

Minimum interval between treatments is 3 days.

Do not apply more than 60 fl oz PREVATHON® or 0.2 lb a.i. of chlorantraniliprole containing products per acre per calendar year.

Grasshopper - With foliar sprays, performance is improved with the addition of a Methylated Seed Oil (MSO) adjuvant at 1 gallon per 100 gallons of spray volume (1% v/v). Apply when grasshopper populations reach local established thresholds to prevent crop damage. Correct timing of spray applications to nymphal stages and thorough coverage is critical to achieve optimum control. Applications should be made when eggs have hatched and the majority of the grasshopper population is 2nd – 3rd instar nymphs. Once grasshoppers contact and/or ingest PREVATHON® there will be rapid feeding cessation; insect mortality may not occur until a week later or longer. Do not make more than two sequential applications of PREVATHON® before rotating to another registered insecticide having a different mode-of-action.

Dectes stem borer - To minimize crop damage by the pest, apply at the onset of adult beetle flight. Ensure thorough spray coverage and make application to soybeans prior to egg laying. For best results, regular scouting using a sweep net is necessary to identify the emergence and infestation of adult beetles. If regular scouting is not used, apply at 1500 Growing Degree Days (GDD) in Nebraska and northern Kansas or consult with your local agricultural advisor for advice on application timing. Continued scouting should be used to track the duration of the emergence period. A second application may be necessary at 3 to 4 weeks after the initial application if adults continue to emerge over an extended period.

Crop	Application Method	Target Pest	Lb ai per acre	fluid ounces product per acre	Last Application (Days to Harvest)	REI (Hours)
Sugarcane	FOLIAR	Sugarcane borer	0.047 - 0.067	14.0 - 20.0	14	4
		Mexican rice borer				
		Grasshoppers	0.027 - 0.067	8.0 - 20.0		

USE RESTRICTIONS

Apply higher rates within the listed range for heavier infestations, larger/denser crops or extreme environmental conditions such as rainy weather and high temperatures.

Make no more than 4 applications per acre per calendar year.

Minimum interval between treatments is 7 days.

Do not apply more than 60 fl oz PREVATHON® or 0.2 lb a.i. of chlorantraniliprole containing products per acre per calendar year.

Mexican rice borer - Make the application at initiation of egg hatch, small larvae or at first signs of infestation. The lower recommended rate range can be used when shorter residual control is needed. Use the higher recommended rate range for heavy insect pressure or when longer residual control is desired. Make the application before pests reach damaging levels. Apply in sufficient water to obtain thorough and uniform cover of foliage. Consult your state cooperative extension service, professional consultants or other qualified authorities to determine appropriate action threshold levels for these pests in sugarcane.

Grasshopper - With foliar sprays, performance is improved with the addition of a Methylated Seed Oil (MSO) adjuvant at 1 gallon per 100 gallons of spray volume (1% v/v). Apply when grasshopper populations reach local established thresholds to prevent crop damage. Correct timing of spray applications to nymphal stages and thorough coverage is critical to achieve optimum control. Applications should be made when eggs have hatched and the majority of the grasshopper population is 2nd – 3rd instar nymphs. Once grasshoppers contact and/or ingest PREVATHON® there will be rapid feeding cessation; insect mortality may not occur until a week later or longer. Do not make more than two sequential applications of PREVATHON® before rotating to another registered insecticide having a different mode-of-action.

Crop	Application Method	Target Pest	Lb ai per acre	fluid ounces product per acre	Last Application (Days to Harvest)	REI (Hours)
Tobacco	FOLIAR	Split worm (potato tuberworm)	0.047 - 0.097	14.0 - 29.0	1	4
		Tobacco budworm				
		Tomato hornworm				
		Tobacco hornworm				
		Grasshoppers	0.027 - 0.067	8.0 - 20.0		

Apply higher rates within the listed range for heavier infestations, larger/denser crops or extreme environmental conditions such as rainy weather and high temperatures.

Make no more than 4 applications per acre per calendar year.

Minimum interval between treatments is 3 days.

Do not apply more than 60 fl oz PREVATHON® or 0.2 lb a.i. of chlorantraniliprole containing products per acre per calendar year.

Grasshopper - With foliar sprays, performance is improved with the addition of a Methylated Seed Oil (MSO) adjuvant at 1 gallon per 100 gallons of spray volume (1% v/v). Apply when grasshopper populations reach local established thresholds to prevent crop damage. Correct timing of spray applications to nymphal stages and thorough coverage is critical to achieve optimum control. Applications should be made when eggs have hatched and the majority of the grasshopper population is 2nd – 3rd instar nymphs. Once grasshoppers contact and/or ingest PREVATHON® there will be rapid feeding cessation; insect mortality may not occur until a week later or longer. Do not make more than two sequential applications of PREVATHON® before rotating to another registered insecticide having a different mode-of-action.

PREVATHON® RATE

Crop	Application Method	Target Pest	Lb ai per acre	fluid ounces product per acre	Last Application (Days to Harvest)	REI (Hours)
Root and Tuber Vegetables (Crop Group 1) except potato, Arracacha; arrowroot; artichoke, Chinese; artichoke, Jerusalem; beet, garden; beet, sugar; burdock, edible; canna, edible; carrot; cassava, bitter an sweet; celeriac; chayote (root); chervil, turnip-rooted; chicory; chufa; dasheen (taro); ginger; ginseng; horseradish; leren; parsley, turnip-rooted; parsnip; radish; radish, oriental; rutabaga; salsify; salsify, black; salsify, Spanish; skirret; sweet potato; taniel; turmeric; turnip; yam bean; yam, true	FOLIAR	Beet armyworm Western yellowstriped armyworm	0.047 - 0.067	14.0 - 20.0	14	4
		Grasshoppers	0.027 - 0.067	8.0 - 20.0		

USE RESTRICTIONS

Apply higher rates within the listed range for heavier infestations, larger/denser crops or extreme environmental conditions such as rainy weather and high temperatures.

Make no more than 4 applications per acre per calendar year.

Minimum interval between treatments is 5 days.

Do not apply more than 60 fl oz PREVATHON® or 0.2 lb a.i. of chlorantraniliprole containing products per acre per calendar year.

Grasshopper - With foliar sprays, performance is improved with the addition of a Methylated Seed Oil (MSO) adjuvant at 1 gallon per 100 gallons of spray volume (1% v/v). Apply when grasshopper populations reach local established thresholds to prevent crop damage. Correct timing of spray applications to nymphal stages and thorough coverage is critical to achieve optimum control. Applications should be made when eggs have hatched and the majority of the grasshopper population is 2nd – 3rd instar nymphs. Once grasshoppers contact and/or ingest PREVATHON® there will be rapid feeding cessation; insect mortality may not occur until a week later or longer. Do not make more than two sequential applications of PREVATHON® before rotating to another registered insecticide having a different mode-of-action.

PREVATHON® RATE

Crop	Application Method	Target Pest	Lb ai per acre	fluid ounces product per acre	Last Application (Days to Harvest)	REI (Hours)
Tree Nuts Including Almond; Beech nut; Brazil nut; Butternut; Cashew; Chestnut; Chinquapin; Filbert (hazelnut); Hickory nut; Macadamia (bush) nut; Pecan; Pistachio; Walnut, black and English (Persian)	FOLIAR	Hickory shuckworm Pecan nut casebearer	0.047 - 0.097	14.0 - 29.0	10	4
		Codling moth Navel orange worm Oblique banded leafroller Oriental fruit moth Peach twig borer	0.067 - 0.097	20.0 - 29.0		

USE RESTRICTIONS

Apply higher rates within the listed range for heavier infestations, larger/denser crops or extreme environmental conditions such as rainy weather and high temperatures.

Make no more than 4 applications per calendar year.

Do not apply more than 60 fl oz PREVATHON® or 0.2 lb a.i. of chlorantraniliprole containing products per acre per calendar year.

The minimum interval between treatments is 7 days.

Spray Volume: Thorough coverage is essential to achieve best results. Select a spray volume appropriate for the size of trees or plants and density of foliage.

Do not apply less than 30 gal water per acre.

For best results apply 100 -150 gal water per acre.

Where higher spray volumes are used, apply a higher PREVATHON® rate in the specified rate range.

Do not apply PREVATHON® through any type of irrigation system.

Codling moth – (Walnut) Make initial application at or before peak egg lay for targeted generation. Depending on level of infestation reapply 14-21 days later as needed. Use higher rates and ground application equipment to achieve thorough coverage

Navel orange worm (Hullsplit application timing) – Make an application at 1 - 5% hull-split timing; make a second application approximately 10 – 14 days later. Depending on level of pest infestation, use of higher rates in the recommended rate range and multiple applications may be needed.

Peach twig borer – For dormant applications, PREVATHON® can be tank mixed with an EPA registered dormant oil; for specific recommendations on use of oil, consult manufacturers specific oil labels for precautions and restrictions regarding the use of oils in tree nut crops. For best performance apply with ground equipment to achieve thorough uniform coverage of all scaffolds and limbs. The high rate is recommended for applications made at early to mid-dormant timing.

Peach twig borer - For spring application to overwintering generation: Make application at late dormant (just prior to bud break) to early bloom. For "May spray" applications to the summer generation: Make applications at peak moth flight (timed at or before peak egg lay). Higher rates in the recommended rate range may be needed for high infestations levels and large, dense foliage trees.

PREVATHON® RATE

Crop	Application Method	Target Pest	Lb ai per acre	fluid ounces product per acre	Last Application (Days to Harvest)	REI (Hours)
Teff	FOLIAR	Corn earworm Beet armyworm European corn borer Fall armyworm Grasshoppers Sorghum webworm Southwestern corn borer Sugarcane borer True armyworm	0.047 - 0.067	14.0 - 20.0	14	4

USE RESTRICTIONS

Apply higher rates within the listed range for heavier infestations, larger/denser crops or extreme environmental conditions such as rainy weather and high temperatures.

Make no more than 4 applications per acre per calendar year.

Minimum interval between treatments is 7 days.

Do not apply more than 60 fl oz PREVATHON® or 0.2 lb a.i. of chlorantraniliprole containing products per acre per calendar year.

Crop	Application Method	Target Pest	Lb ai per acre	fluid ounces product per acre	Last Application (Days to Harvest)	REI (Hours)
Forage, Fodder, and Straw of Teff	FOLIAR	Corn earworm Beet armyworm European corn borer Fall armyworm Grasshoppers Sorghum webworm Southwestern corn borer Sugarcane borer True armyworm	0.047 - 0.067	14.0 - 20.0	14	4

USE RESTRICTIONS

Apply higher rates within the listed range for heavier infestations, larger/denser crops or extreme environmental conditions such as rainy weather and high temperatures.

Make no more than 4 applications per acre per calendar year.

Minimum interval between treatments is 7 days.

Do not apply more than 60 fl oz PREVATHON® or 0.2 lb a.i. of chlorantraniliprole containing products per acre per calendar year.

Crop	Application Method	Target Pest	Lb ai per acre	fluid ounces product per acre	Last Application (Days to Harvest)	REI (Hours)
Quinoa	FOLIAR	Corn earworm Beet armyworm European corn borer Fall armyworm Grasshoppers Sorghum webworm Southwestern corn borer Sugarcane borer True armyworm	0.047 - 0.067	14.0 - 20.0	14	4

USE RESTRICTIONS

Apply higher rates within the listed range for heavier infestations, larger/denser crops or extreme environmental conditions such as rainy weather and high temperatures.

Make no more than 4 applications per acre per calendar year.

Minimum interval between treatments is 7 days.

Do not apply more than 60 fl oz PREVATHON® or 0.2 lb a.i. of chlorantraniliprole containing products per acre per calendar year.

STORAGE AND DISPOSAL

Do not contaminate water, food, or feed by storage or disposal.

PESTICIDE STORAGE: Do not subject to temperatures below 32 degrees F. Store product in original container only in a location inaccessible to children and pets. Do not contaminate water, other pesticides, fertilizer, food or feed in storage. Not for use or storage in or around the home.

PESTICIDE DISPOSAL: Wastes resulting from the use of this product must be disposed of on site or at an approved waste disposal facility.

CONTAINER HANDLING: Refer to the Net Contents section of this product's labeling for the applicable "Refillable Container" or "Nonrefillable Container" designation.

For Small (Capacity Equal to or Less Than 5 Gallons) Nonrefillable Plastic Containers: Nonrefillable container. Do not reuse or refill this container. Triple rinse container (or equivalent) promptly after emptying. Triple rinse as follows: Empty the remaining contents into application equipment or a mix tank and drain for 10 seconds after the flow begins to drip. Fill the container 1/4 full with water and recap. Shake for 10 seconds. Pour rinsate into application equipment or a mix tank or store rinsate for later use or disposal. Drain for 10 seconds after the flow begins to drip. Repeat this procedure two more times. Then offer for recycling if available or puncture and dispose of in a sanitary landfill, or by incineration.

For Large (Capacity Greater Than 5 Gallons) Nonrefillable Plastic Containers: Nonrefillable container. Do not reuse or refill this container. Triple rinse container (or equivalent) promptly after emptying. Triple rinse as follows: Empty the remaining contents into application equipment or a mix tank. Fill the container 1/4 full with water. Replace and tighten closures. Tip container on its side and roll it back and forth, ensuring at least one complete revolution, for 30 seconds. Stand the container on its end and tip it back and forth several times. Turn the container over onto its other end and tip it back and forth several times. Empty the rinsate into application equipment or a mix tank or store rinsate for later use or disposal. Repeat this procedure two more times. Then offer for recycling if available or puncture and dispose of in a sanitary landfill, or by incineration.

Nonrefillable Rigid Plastic and Metal Containers, e.g., Intermediate Bulk Containers [IBC] (Size or Shape Too Large to be Tipped, Rolled or Turned Upside Down): Nonrefillable container. Do not reuse or refill this container. Clean container promptly after emptying the contents from this container into application equipment or mix tank and before final disposal using the following pressure rinsing procedure. Insert a lance fitted with a suitable tank cleaning nozzle into the container and ensure that the water spray thoroughly covers the top, bottom and all sides inside the container. The nozzle manufacturer generally provides instructions for the appropriate spray pressure, spray duration and/or spray volume. If the manufacturer's instructions are not available, pressure rinse the container for at least 60 seconds using a minimum pressure of 30 PSI with a minimum rinse volume of 10% of the container volume. Drain, pour or pump rinsate into application equipment or rinsate collection system. Repeat this pressure rinsing procedure two more times. Then, for Plastic Containers, offer for recycling if available or puncture and dispose of in a sanitary landfill, or by incineration. For Metal Containers, offer for recycling if available or reconditioning if appropriate, or puncture and dispose of in a sanitary landfill, or by other procedures approved by state and local authorities.

For All Refillable Containers: Refillable container. Refill this container with chlorantraniliprole only. Do not reuse this container for any other purpose. Cleaning the container before final disposal is the responsibility of the person disposing of the container. Cleaning before refilling is the responsibility of the refiller. To clean the container before final disposal, empty the remaining contents from this container into application equipment or mix tank. Fill the container about 10 percent full with water. Agitate vigorously or recirculate water with the pump for 2 minutes. Pour or pump rinsate into application equipment or rinsate collection system. Repeat this rinsing procedure two more times. Prior to refilling, inspect carefully for damage such as cracks, punctures, abrasions, worn out threads and closure devices. Check for leaks after refilling and before transporting. Do not transport if container is damaged or leaking. If the container is damaged, leaking or obsolete, or in the event of a major spill, fire or other emergency, contact CHEMTREC (Transportation and Spills) at 1-800-424-9300, day or night.

NOTICE TO BUYER— Purchase of this material does not confer any rights under patents of countries outside of the United States.

FMC, PREVATHON and RYNAXYPYR are trademarks of FMC Corporation or an affiliate.

D-4312 102220

CONDITIONS OF SALE AND LIMITATION OF WARRANTY AND LIABILITY

Notice: Read the entire Directions for Use and Conditions of Sale and Limitation of Warranty and Liability before buying or using this product. If the terms are not acceptable, return the product at once, unopened, and the purchase price will be refunded.

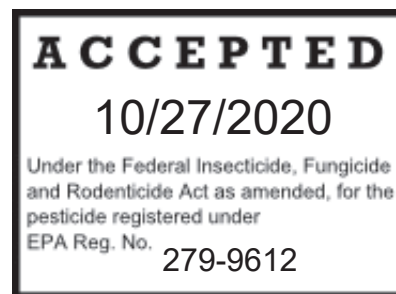
The Directions for Use of this product must be followed carefully. It is impossible to eliminate all risks inherently associated with the use of this product. Crop injury, ineffectiveness, or other unintended consequences may result because of such factors as manner of use or application, weather or crop conditions beyond the control of FMC or Seller. To the extent consistent with applicable law, all such risks shall be assumed by Buyer and User, and, to the extent consistent with applicable law, Buyer and User agree to hold FMC and Seller harmless for any claims relating to such factors.

Seller warrants that this product conforms to the chemical description on the label and is reasonably fit for the purposes stated on the Directions for Use when used in accordance with the directions under normal conditions of use. TO THE EXTENT CONSISTENT WITH APPLICABLE LAW, FMC MAKES NO WARRANTIES OF MERCHANTABILITY OR OF FITNESS FOR A PARTICULAR PURPOSE, NOR ANY OTHER EXPRESS OR IMPLIED WARRANTIES WITH RESPECT TO THE SELECTION, PURCHASE, OR USE OF THIS PRODUCT. Any warranties, express or implied, having been made are inapplicable if this product has been used contrary to label instructions, or under abnormal conditions, or under conditions not reasonably foreseeable to (or beyond the control of) Seller or FMC, and, to the extent permitted by applicable law, Buyer assumes the risk of any such use.

To the extent consistent with applicable law, FMC or Seller shall not be liable for any incidental, consequential or special damages resulting from the use or handling of this product. TO THE EXTENT CONSISTENT WITH APPLICABLE LAW, THE EXCLUSIVE REMEDY OF THE USER OR BUYER, AND THE EXCLUSIVE LIABILITY OF FMC AND SELLER FOR ANY AND ALL CLAIMS, LOSSES, INJURIES OR DAMAGES (INCLUDING CLAIMS BASED ON BREACH OF WARRANTY, CONTRACT, NEGLIGENCE, TORT, STRICT LIABILITY OR OTHERWISE) RESULTING FROM THE USE OR HANDLING OF THIS PRODUCT, SHALL BE THE RETURN OF THE PURCHASE PRICE OF THE PRODUCT OR, AT THE ELECTION OF FMC OR SELLER, THE REPLACEMENT OF THE PRODUCT.

This Condition of Sale and Limitation of Warranty and Liability may not be amended by any oral or written agreement.

SUPPLEMENTAL LABELING FOR USE ON RICE



EPA Reg. No. 279-9612

This Supplemental Label expires on October 27, 2023 and must not be used or distributed after this date.

DIRECTIONS FOR USE

IT IS A VIOLATION OF FEDERAL LAW TO USE THIS PRODUCT IN A MANNER INCONSISTENT WITH ITS LABELING. ALL APPLICABLE DIRECTIONS, RESTRICTIONS AND PRECAUTIONS ON THE EPA REGISTERED LABEL ARE TO BE FOLLOWED.

This Supplemental Labeling must be in the possession of the user at the time of pesticide application. Read the label affixed to the container for PREVATHON® before applying. Carefully follow all precautionary statements and application use directions.

Crop	Application Method	Target Pest	Lb ai per acre	fluid ounces product per acre	Last Application (Days to Harvest)	REI (Hours)
Rice [<i>Optional Text</i> – (except California)]	SOIL APPLICATION† Broadcast spray	Rice water weevil larvae	0.08 – 0.1	24 - 30	N/A	4

USE RESTRICTIONS

Apply higher rates within the listed range for heavier infestations, larger/denser crops or extreme environmental conditions such as rainy weather and high temperatures.

† Only for application as a broadcast spray to soil: For water-seeded rice, apply PREVATHON to soil surface prior to seeding and flooding. For dry-seed rice, PREVATHON may be applied to the surface of the soil before, during or after planting, but application must be made before rice emergence.

Do not apply more than 5 days prior to flooding.

Once flood is established, hold the water for a minimum of 14 days before discharging the water.

Broadcast application may be made using aerial or ground application equipment.

Do not apply more than 30 fl oz PREVATHON® or 0.1 lb a.i. of chlorantraniliprole containing products per acre per calendar year.

Do not use PREVATHON® treated rice fields for the aquaculture of edible fish or crustacea (including crawfish) during the rice production cycle (planting through harvest).

DR-4363 102720-R1



FMC Corporation
2929 Walnut St.
Philadelphia, PA 19104
215-299-6000