



UNITED STATES ENVIRONMENTAL PROTECTION AGENCY
WASHINGTON, DC 20460

OFFICE OF CHEMICAL SAFETY
AND POLLUTION PREVENTION

February 21, 2020

Paula Bodey
Sr. Registration Manager
FMC Corporation
2929 Walnut Street
Philadelphia, PA 19104

Subject: PRIA Label Amendment – New Use of the Active Ingredient Flutriafol on
Alfalfa, Barley, Sweet Corn; Rice (as a Rotated Crop)
Product Name: Flutriafol 250 g/L SC
EPA Registration Number: 279-3588
Application Date: 01/28/2018
Decision Number: 538411, 538412

Dear Ms. Bodey:

The application referred to above, submitted under the Federal Insecticide, Fungicide and Rodenticide Act, as amended is acceptable under FIFRA sec 3 (c)(5). You must submit and/or cite all data required for registration/reregistration/registration review of your product when the Agency requires all registrants of similar products to submit such data.

A stamped copy of your labeling is enclosed for your records. This labeling supersedes all previously accepted labeling. You must submit one (1) copy of the final printed labeling before you release the product for shipment with the new labeling. In accordance with 40 CFR 152.130(c), you may distribute or sell this product under the previously approved labeling for 18 months from the date of this letter. After 18 months, you may only distribute or sell this product if it bears this new revised labeling or subsequently approved labeling. "To distribute or sell" is defined under FIFRA section 2(gg) and its implementing regulation at 40 CFR 152.3.

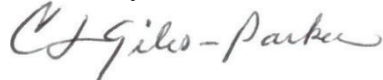
Should you wish to add/retain a reference to the company's website on your label, then please be aware that the website becomes labeling under the Federal Insecticide Fungicide and Rodenticide Act and is subject to review by the Agency. If the website is false or misleading, the product would be misbranded and unlawful to sell or distribute under FIFRA section 12(a)(1)(E). 40 CFR 156.10(a)(5) list examples of statements EPA may consider false or misleading. In addition, regardless of whether a website is referenced on your product's label, claims made on the website may not substantially differ from those claims approved through the registration process. Therefore, should the Agency find or if it is brought to our attention that a website contains false or misleading statements or claims substantially differing from the EPA approved registration, the website will be referred to the EPA's Office of Enforcement and Compliance.

Your release for shipment of the product constitutes acceptance of these conditions. If these conditions are not complied with, the registration will be subject to cancellation in accordance

Page 2 of 2
EPA Reg. No. 279-3588
Decision No. 538411, 538412

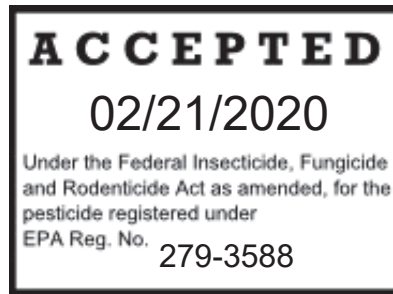
with FIFRA section 6. If you have any questions, please contact Maryam K. Muhammad by phone at 703-347-0301, or via email at Muhammad.maryam@epa.gov.

Sincerely,

A handwritten signature in cursive script that reads "C. Giles-Parker".

Cynthia Giles-Parker, Chief
Fungicide Branch
Registration Division (7505P)

Enclosure -stamped "accepted" label



FLUTRIAFOL	Group	3	Fungicide
------------	-------	---	-----------

FLUTRIAFOL 250 g/L SC

For use on alfalfa; almond; barley; walnut; celery, Brassica leafy vegetables crop group 5; grapes (fresh, juice, table, wine, raisin); leafy vegetables, except Brassica, crop group 4; stone fruit; strawberry; tomatoes, corn (field corn, field corn grown for seed, popcorn, and sweet corn); cotton (foliar application only); vegetables, cucurbit, group 9; vegetables, fruiting, group 8-10; hops, peanut; pome fruit (apple, crabapple, loquat, Mayhaw, pear, oriental pear, quince); grain sorghum; soybean; sugar beet; pecan and other tree nuts; triticale; wheat (spring and winter).

{Alternate brand name: RHYME Fungicide}

{When an alternate brand name is used, it will also be used in the body of the label.}

ACTIVE INGREDIENT: *Flutriafol	22.7%
OTHER INGREDIENTS:	77.3%
TOTAL:	100.0%

*Contains 2.08 pounds per gallon of the active ingredient flutriafol. Suspension concentrate.

Keep Out of Reach of Children

WARNING / AVISO

Si usted no entiende la etiqueta, busque a alguien para que se la explique a usted en detalle.
(If you do not understand the label, find someone to explain it to you in detail.)

IN CASE OF A MEDICAL EMERGENCY INVOLVING THIS PRODUCT, CALL TOLL FREE, DAY OR NIGHT, 1-800-331-3148
--

– OR –

For MEDICAL EMERGENCY 1-800-331-3148	For SPILLS CHEMTREC 1-800-424-9300
---	---

[Notice: Read the entire Directions for Use, Warranty Disclaimer, Inherent Risks of Use, and Limitation of Remedies before buying or using this product. If the terms are not acceptable, return the product at once, unopened, and the purchase price will be refunded.]

Note to PM, the following bracketed statements are individually optional depending on the packaging configuration and whether a booklet label design is used:

- a.[See First Aid statement on back panel] [of booklet].
- b.[See additional precautionary statements and Directions for Use in booklet.]
- c.[Read the entire label before using this product.]

EPA Reg. No. 279-3588 EPA Est. No. _____ Net Contents: _____

Sold by:
FMC Corporation
2929 Walnut Street
Philadelphia, PA 19104

RHYME is a trademark FMC.

PRECAUTIONARY STATEMENTS

HAZARDS TO HUMANS AND DOMESTIC ANIMALS

Warning. Causes substantial but temporary eye injury. Harmful if swallowed. Do not get in eyes, or on clothing. Wear protective eyewear (goggles, face shield, or safety glasses). Wash thoroughly with soap and water after handling and before eating, drinking, chewing gum, using tobacco, or using the toilet. Remove and wash contaminated clothing before reuse.

FIRST AID

If in eyes:

- Hold eye open and rinse slowly and gently with water for 15-20 minutes.
- Remove contact lenses, if present, after the first 5 minutes, then continue rinsing.
- Call a poison control center or doctor for treatment advice.

If swallowed:

- Call a poison control center or doctor immediately for treatment advice.
- Have person sip a glass of water if able to swallow.
- Do not induce vomiting unless told to by a poison control center or doctor.
- Do not give anything by mouth to an unconscious person.

If on skin:

- Take off contaminated clothing.
- Rinse skin immediately with plenty of water for 15-20 minutes.
- Call a poison control center or doctor for treatment advice.

Have the product container or label with you when calling a poison control center or doctor, or going for treatment. You may also contact 1-800-331-3148 for emergency medical treatment information.

Note to Physician: No specific antidote. Treat symptomatically.

PERSONAL PROTECTIVE EQUIPMENT (PPE)

Applicators must wear: long-sleeved shirt and long pants, shoes plus socks, chemical-resistant gloves (Barrier Laminate, Butyl Rubber ≥ 14 mils, Nitrile rubber ≥ 14 mils, Neoprene rubber ≥ 14 mils, Natural Rubber ≥ 14 mils, Polyethylene, Polyvinyl chloride ≥ 14 mils, or Viton® ≥ 14 mils), and protective eyewear.

Mixers and Loaders must wear: long-sleeved shirt and long pants, shoes plus socks, and chemical resistant gloves (Barrier Laminate, Butyl Rubber ≥ 14 mils, Nitrile rubber ≥ 14 mils, Neoprene rubber ≥ 14 mils, Natural Rubber ≥ 14 mils, Polyethylene, Polyvinyl chloride ≥ 14 mils, or Viton® ≥ 14 mils) and protective eyewear.

Follow manufacturer's instructions for cleaning / maintaining PPE. If no such instructions for washables exist, use detergent and hot water. Keep and wash PPE separately from other laundry.

ENGINEERING CONTROLS STATEMENT

When handlers use closed systems, enclosed cabs, or aircraft in a manner that meets the requirements listed in the Worker Protection Standard (WPS) for agricultural pesticides [40 CFR 170.240(d)(4-6)], the handler PPE requirements may be reduced or modified as specified in the WPS.

USER SAFETY RECOMMENDATIONS

Users should: Wash thoroughly with soap and water after handling and before eating, drinking, chewing gum, using tobacco, or using the toilet.

Remove clothing/PPE immediately if pesticide gets inside. Then wash thoroughly and put on clean clothing. Remove PPE immediately after handling this product. Wash the outside of gloves before removing. As soon as possible, wash thoroughly and change into clean clothing.

ENVIRONMENTAL HAZARDS

This formulated product is toxic to fish and aquatic invertebrates. Do not apply directly to water, or to areas where surface water is present or to intertidal areas below the mean high water mark. Do not contaminate water when disposing of equipment washwater or rinsate.

Ground Water Advisory: Flutriafol has properties and characteristics associated with chemicals detected in ground water. This chemical may leach into ground water if used in areas where soils are permeable, particularly where the water table is shallow.

Surface Water Advisory: This product may impact surface water quality due to runoff of rain water. This is especially true for poorly draining soils and soils with shallow ground water. This product is classified as having a high potential for reaching surface water via runoff for several months or more after application.

DIRECTIONS FOR USE

It is a violation of Federal Law to use this product in any manner inconsistent with its labeling. Do not apply this product in a way that will contact workers or other persons, either directly or through drift. Only protected handlers may be in the area during application. For any requirements specific to your State or Tribe, consult the agency responsible for pesticide regulation.

[Note to Reviewer: Below is optional state specific language.]

[Optional language for CA: In California, this product may only be applied to fields that are not irrigated, or are irrigated using pressurized irrigation methods such as macro-sprinkler, micro-sprinkler, or drip systems.]

[Optional language for NY: Not for sale, distribution, or use in Nassau or Suffolk Counties of New York State.]

AGRICULTURAL USE REQUIREMENTS

Use this product only in accordance with its labeling and with the Workers Protection Standard, 40 CFR part 170. This Standard contains requirements for the protection of agricultural workers on farms, forests, nurseries, and greenhouses, and handlers of agricultural pesticides. It contains requirements for training, decontamination, notification and emergency assistance. It also contains specific instructions and exceptions pertaining to the statements on this label about Personal Protective Equipment (PPE) and restricted-entry interval. The requirements in this box only apply to uses of this product that are covered by the Worker Protection Standard.

Do not enter or allow worker entry into treated areas during the Restricted Entry Interval (REI). The REI for each crop is located in the use directions for each crop.

PPE required for early entry to treated areas that is permitted under the Worker Protection Standard and that involves contact with anything that has been treated, such as plants, soil or water, is: coveralls, chemical resistant gloves, shoes plus socks, and protective eyewear.

STORAGE AND DISPOSAL

Do not contaminate water, food or feed by storage or disposal.

Pesticide Storage: Store unused product in original container in a cool, dry, secure area.

Pesticide Disposal: Pesticide wastes may be hazardous. Improper disposal of excess pesticide, spray mixture or rinsate is a violation of Federal Law. If these wastes cannot be disposed of by use according to label instructions, contact your State Pesticide or Environmental Control Agency, or the Hazardous Waste Representative at the nearest EPA Regional Office for guidance.

Container Handling:

Nonrefillable container. [equal to or less than 5 gallons]

Do not reuse or refill this container.

Triple rinse as follows: Empty the remaining contents into application equipment or a mix tank and drain for 10 seconds after the flow begins to drip. Fill the container ¼ full with water and recap. Shake for 10 seconds. Pour rinsate into application equipment or a mix tank or store rinsate for later use or disposal. Drain for 10 seconds after the flow begins to drip. Repeat this procedure 2 more times. Once container is rinsed, offer for recycling if available or puncture and dispose of in a sanitary landfill, or by incineration, or, if allowed by state and local authorities, by burning. If burned, stay out of smoke.

Nonrefillable container. [greater than 5 gallons] [and less than 260 gallons]

Do not reuse or refill this container.

Triple rinse or pressure rinse as follows:

Triple rinse as follows: Empty the remaining contents into application equipment or mix tank. Fill the container $\frac{1}{4}$ full with water. Replace and tighten closures. Tip container on its side and roll it back and forth, ensuring at least one complete revolution, for 30 seconds. Stand the container on its end and tip it back and forth several times. Turn the container over onto its other end and tip it back and forth several times. Empty the rinsate into application equipment or a mix tank and store rinsate for later use or disposal. Repeat this procedure two more times.

Pressure rinse as follows: Empty the remaining contents into application equipment or a mix tank and continue to drain for 10 seconds after the flow begins to drip. Hold container upside down over application equipment or a mix tank or collect rinsate for later use or disposal. Insert pressure rinsing nozzle in the side of the container, and rinse at about 40 PSI for at least 30 seconds. Drain for 10 seconds after the flow begins to drip.

Once container is rinsed, offer for recycling if available, or puncture and dispose of in a sanitary landfill, or by incineration, or if allowed by state and local authorities, by burning. If burned, stay out of smoke.

{Note to PM, IBC's may be nonrefillable or refillable, the container handling section will state either Nonrefillable or Refillable.}

Nonrefillable container. {or}

Refillable container.

Bottom discharge IBC.

Pressure rinsing the container before final disposal is the responsibility of the person disposing of the container. To pressure rinse the container before final disposal, empty the remaining contents from the IBC into application equipment or mix tank. Raise the bottom of the IBC by 1.5 inches on the side which is opposite of the bottom discharge valve to promote more complete product removal. Completely remove the top lid of the IBC. Use water pressurized to at least 40 PSI to rinse all interior portions. Continuously pump or drain rinsate into application equipment or rinsate collection system while pressure rinsing. Continue pressure rinsing for 2 minutes or until rinsate becomes clear. Replace the lid and close bottom valve.

PRODUCT DIRECTIONS

READ ENTIRE LABEL. USE STRICTLY IN ACCORDANCE WITH RESTRICTIONS, PRECAUTIONARY STATEMENTS, AND DIRECTIONS, AND WITH APPLICABLE STATE AND FEDERAL REGULATIONS.

Not for use in greenhouses.

Chemigation:

Application through Irrigation Systems (Chemigation):

Apply FLUTRIAFOL 250 G/L SC through irrigation to crops at rates and timings specified in this label. Chemical tank and injector system must be thoroughly cleaned before and after use. Flush system with clean water.

Drip Irrigation: Use FLUTRIAFOL 250 G/L SC for control of diseases at rates and timing as specified in this label. Ensure adequate soil moisture prior to utilizing FLUTRIAFOL 250 G/L SC in a drip irrigation system. Do not apply FLUTRIAFOL 250 G/L SC through drip irrigation that is deeper than 12" below the soil surface.

Discontinue drip irrigation application at fungicide depletion from the main feed supply tank or after 6 hours from start, whichever is shorter. Delay subsequent irrigation (water only) for at least 24 hours following drip application for best results.

Sprinkler Irrigation: Apply this product through sprinkler irrigation systems including center pivot, lateral move, end tow, side (wheel) roll, traveler, big gun, solid set, micro sprinkler or hand move irrigation systems. Do not apply this product through any other type of irrigation system except as specified on this label.

With Center Pivot irrigation equipment, use FLUTRIAFOL 250 G/L SC only with equipment with drive systems that provide uniform water distribution. Do not use end guns for chemigation due to the non-uniform application pattern.

Add FLUTRIAFOL 250 G/L SC to the pesticide supply tank containing sufficient water to maintain a continuous flow by the injection equipment. Maintain agitation during the entire application period.

For continuous-move irrigation systems, apply the labeled rate for that crop in ½ acre-inch or less per acre. For stationary or non-continuous moving systems, inject FLUTRIAFOL 250 G/L SC spray mixture during the last 20-30 minutes of the set.

Do not apply when winds are greater than 10-15 mph to avoid drift or wind skips. Do not apply when wind speed favors drift beyond the area intended for treatment. Crop injury, lack of effectiveness, or illegal pesticide residues in the crop can result from non-uniform distribution of treated water. Thorough coverage of foliage is required for good control.

If you have questions about calibration you should contact a State Extension Service specialist, equipment manufacturer or other expert.

Operating Requirements for Application through Irrigation Systems:

1. Do not use chemigation when conditions are favorable for drift to non-target areas.
2. To prevent water-source contamination from backflow, a functional check valve, vacuum relief valve, and low-pressure drain should be located on the irrigation pipeline.
3. To prevent backflow back toward the injection pump, the pesticide injection pipeline must be equipped with a functional, automatic, quick-closing check valve.
4. To prevent fluid from being withdrawn from the supply tank when the irrigation system is shut down, the pesticide injection pipeline should also be equipped with a functional, normally closed, solenoid-operated valve located on the intake side of the injection pump and connected to the system interlock.
5. The system must also contain functional interlocking controls to automatically shut off the pesticide injection pump when the water pump motor stops and a functional pressure switch to stop the pump motor when water pressure decreases to a point at which pesticide distribution is adversely affected.
6. A metering pump, constructed of materials compatible with pesticides and capable of being fitted with a system interlock, such as a positive displacement injection pump (e.g., a diaphragm pump), must be included in the system.
7. A knowledgeable person responsible for the chemigation system should shut the system down and turn the irrigation water off, ensuring enough time for the pesticide to be flushed through all lines and nozzles.
8. No irrigation system, including those in greenhouses, used to distribute pesticides can be connected to a public water source unless safety measures and devices prescribed in the pesticide label for such connection are in place.

Specific Instructions for Public Water Systems:

1. Public water system means a system that provides piped water for human consumption if the system has at least 15 service connections or regularly serves an average of at least 25 individuals daily at least 60 days out of the year.
2. All measures and devices listed in the above section, "Operating Requirements for Application through Irrigation Systems", must be operational for connection to a public water system.
3. Additionally, chemigation systems connected to public water systems must contain a functional, reduced-pressure zone, back-flow preventer (RPZ) or the functional equivalent in the water supply line upstream from the point of pesticide introduction. As an option to the RPZ, the water from the public water system should be discharged into a reservoir tank prior to pesticide introduction. There must be a complete physical break (air gap) between the outlet end of the fill pipe and the top or overflow rim of the reservoir tank of at least twice the inside diameter of the fill pipe.

Rainfastness: FLUTRIAFOL 250 g/L SC is rainfast 2 hours after application. Disease control will be reduced if rainfall occurs within 2 hours of application.

Crop Rotation: Fields treated with FLUTRIAFOL 250 g/L SC may be planted to the following crops and plant back intervals:

Crop	Plant back Interval
Alfalfa, barley, field corn; field corn grown for seed; popcorn; sweet corn; cotton; cucurbits; fruiting vegetables; grapes; hops; Brassica leafy vegetables crop group 5; leafy vegetables, except Brassica, crop group 4; peanut; pome fruit; grain sorghum; soybean; stone fruit; strawberry; sugar beet; tomato; tree nuts; triticale; or wheat	Immediately
Rice	30 days
All other crops	Prohibited

RATE EQUIVALENCY TABLE

Product Rate (fl. oz./A)	Equivalent Active Ingredient Rate (lb a.i./A)
3.5	0.057
4	0.065
5	0.081
6	0.098
6.5	0.106
7	0.114
8	0.130
12	0.20
15	0.24
16	0.26
24	0.39

Use of Adjuvants: An adjuvant may be used with FLUTRIAFOL 250 g/L SC unless otherwise specified in the crop use directions. FLUTRIAFOL 250 g/L SC is compatible with most products, however not all have been tested. Use the compatibility jar test to ensure physical compatibility.

Tank Mixing: FLUTRIAFOL 250 g/L SC may be tank mixed with other fungicides, herbicides, insecticides, and/or other additives unless prohibited on the label of the tank mix partner. Follow more restrictive labeling of any tank mix partner. Although FLUTRIAFOL 250 g/L SC is compatible with most products, not all combinations have been tested. It is the pesticide user's responsibility to ensure that all products are registered for the intended use. Read and follow the applicable restrictions and limitations and directions for use on all product labels

involved in tank mixing. Users must follow the most restrictive directions for use and precautionary statements of each product in the tank mixture. Use the compatibility jar test to ensure physical compatibility. Before applying any tank mixture not specifically recommended on this label, the crop safety of the target crop should be confirmed by applying the mixture to a small area of the target crop in accordance to the label instructions. It is the pesticide user's responsibility to ensure that all products are registered for the intended use. Read and follow the applicable restrictions and limitations and directions for use on all product labels involved in tank mixing. Users must follow the most restrictive directions for use and precautionary statements of each product in the tank mixture.

Compatibility Jar Test: FLUTRIAFOL 250 g/L SC is compatible with most products, however not all have been tested. Use the following compatibility test to ensure physical compatibility.

Using a quart jar, add the proportionate amounts of the products to approximately one quart of water with agitation. Add wettable powders and water dispersible granular products first, next liquid flowables, then emulsifiable concentrates, and last liquid soluble products. After thorough mixing, allow this mixture to stand for 5 minutes. If the combination remains mixed or can be readily remixed, it is physically compatible. Once compatibility has been proven, use the same procedure for adding products to the spray tank. When tank mixing, follow more restrictive labeling of any tank mix partner. Do not tank mix with any product that contains a prohibition on tank mixing.

Spray Equipment/Volume: Apply FLUTRIAFOL 250 g/L SC in sufficient water volume to ensure thorough coverage as a broadcast foliar application for good disease control.

For ground application, use a minimum of 30 gallons of spray solution per acre by ground sprayer for hops, and 10 gallons of spray solution per acre by ground sprayer for all other crops. For aerial application, use aircraft spray equipment in a minimum of 10 gallons of spray solution per acre for tree nut crops and hops, 2 gallons of spray solution per acre for corn, cotton, grain sorghum, soybean, barley, wheat and triticale, and 5 gallons of spray solution per acre for all other crops.

Resistance Management:

For resistance management, FLUTRIAFOL 250 g/L SC contains a Group 3 fungicide (Flutriafol).

Any fungal population may contain individuals naturally resistant to FLUTRIAFOL 250 g/L SC and other Group 3 fungicides. A gradual or total loss of pest control may occur over time if these fungicides are used repeatedly in the same fields. Appropriate resistance-management strategies should be followed.

To delay fungicide resistance, take one or more of the following steps:

- Rotate the use of FLUTRIAFOL 250 g/L SC or other Group 3 fungicides within a growing season sequence with different groups that control the same pathogens.
- Use tank mixtures with fungicides from a different group that are equally effective on the target pest when such use is permitted. Use at least the minimum application rate as labeled by the manufacturer.
- Adopt an integrated disease management program for fungicide use that includes scouting, uses historical information related to pesticide use, and crop rotation, and which considers host plant resistance, impact of environmental conditions on disease development, disease thresholds, as well as cultural, biological and other chemical control practices.
- Where possible, make use of predictive disease models to effectively time fungicide applications. Note that using predictive models alone is not sufficient to manage resistance.
- Monitor treated fungal populations for resistance development.
- Contact your local extension specialist or certified crop advisor for any additional pesticide resistance-management and/or IPM recommendations for specific crops and pathogens.
- For further information or to report suspected resistance contact your pesticide distributor or university extension specialist to report resistance.

High Disease Pressure: Where a range is given, use the higher specified rate of FLUTRIAFOL 250 g/L SC and/or reduced spray interval when disease pressure is high and/or conditions are favorable for disease development.

CROP USE DIRECTIONS

Use Directions for ALFALFA

FLUTRIAFOL 250 g/L SC works by forming a protective barrier around the alfalfa root at the point of disease infection. Precipitation in the form of rainfall or irrigation is required to move the product into the infection zone. The amount of water required will vary with soil type, soil moisture, and rainfall or irrigation intensity.

Application Method:

Apply FLUTRIAFOL 250 g/L SC as a broadcast spray application at a minimum spray volume of 10 gallons per acre or 5 gallons by air, or through sprinkler irrigations systems designed as described in the Chemigation section of this label. For continuous-move irrigation systems, apply the labeled rate in ½ acre-inch or more per acre. For stationary or non-continuous moving systems, inject FLUTRIAFOL 250 g/L SC spray mixture during the first 20-30 minutes of the set to insure fungicide reaches the soil surface. Applications should be made postemergence to alfalfa at the timing(s) outlined below.

Disease	Product Rate	Application Directions
Texas Root Rot / Cotton Root Rot (<i>Phymatotrichopsis omnivora</i>)	15 – 24 fl oz/A (0.24 – 0.39 lb ai/A)	<p>Single Application: Apply in early spring prior to three (3) inches of new growth on the alfalfa OR after first cut of alfalfa when alfalfa is between two (2) and three (3) inches regrowth.</p> <p>Use the highest specified product rate when field is known to have high levels of cotton root rot disease pressure.</p>
	<p>First application: 15 – 24 fl oz/A (0.24 – 0.39 lb ai/A)</p> <p>Second application: 12 - 15 fl oz/A (0.2 – 0.24 lb ai/A)</p>	<p>Split Application: Apply first application in early spring prior to three (3) inches of new growth on the alfalfa</p> <p>Apply second application after second or third cutting of alfalfa when alfalfa is between two (2) and three (3) inches regrowth.</p> <p>Use split application under the following situations:</p> <ul style="list-style-type: none"> • High intensity production practices • 2nd year of established plantings and older <p>Use the highest specified product rate when field is known to have high levels of cotton root rot disease pressure.</p>

Restrictions:

- No single application may exceed 24 fl oz of product/A (0.39 lb ai/A)
- Make only one application per cutting
- Do not apply more than two applications per year
- Do not exceed 39 fl oz of product (0.63 lb ai)/A per year.
- Preharvest Interval (PHI): Do not apply within 14 days of harvest
- Restricted Entry Interval (REI) is 12 hours

Use Directions for Almond and Walnut

Diseases	Product Rate (fl oz/A)	Application Directions	Application Interval (Days)
Brown Rot Blossom Blight <i>(Monilinia spp.)</i> Alternaria Leaf and Fruit Spot <i>(Alternaria alternata)</i> Anthracnose <i>(Colletotrichum acutatum)</i> Scab <i>(Cladosporium carpophilum)</i> Shot Hole <i>(Wilsonomyces carpophilus)</i> Leaf Rust <i>(Tranzschelia discolor)</i>	7 (0.114 lb ai/A)	For Brown Rot Blossom Blight start applications at 5-10% bloom followed by an application at 50-100% bloom. For all other diseases apply preventatively or when conditions are favorable for disease development. Repeat as necessary if conditions are favorable for disease development.	7
<p>Restrictions:</p> <ul style="list-style-type: none"> • No single application may exceed 7 fl oz of product (0.114 lb ai)/A. • Do not apply more than 4 applications per year. • Do not apply more than 28 fl oz of product (0.228 lb ai)/A per year. • Do not apply more than 0.455 lb ai of flutriafol/A per year. • Restricted Entry Interval (REI) is 12 hours. • Preharvest Interval (PHI): Do not apply within 14 days of harvest. 			

Use Directions for Brassica Leafy Vegetables Crop Group 5. See below for a list of crops.

Diseases	Product Rate (fl oz/A)	Application Directions	Application Interval (Days)
Black Spot (<i>Alternaria</i> spp.) Cercospora Leaf Spot (<i>Cercospora</i> spp.) Powdery Mildew (<i>Erysiphe polygoni</i>)	5 – 7 (0.081-0.114 lb ai/A)	Apply preventatively or when conditions are favorable for disease development. Repeat as necessary if conditions are favorable for disease development.	7

List of Brassica Leafy Vegetables Crop Group 5: broccoli; broccoli Chinese (gai lon); broccoli raab (rapini); Brussels sprouts; cabbage; cabbage, Chinese (bok choy); cabbage, Chinese, (napa); cabbage, Chinese mustard (gai choy); cauliflower; cavalo broccolo; collards; kale; kohlrabi; mizuna; mustard greens; mustard spinach; rape greens and cultivars and/or hybrids of these crops.

- Restrictions:**
- No single application may exceed 7 fl oz of product (0.114 lb ai)/A.
 - Do not apply more than 4 applications per year.
 - Do not apply more than 28 fl oz of product (0.455 lb ai)/A per year.
 - Do not apply more than 0.455 lb ai of flutriafol/A per year.
 - Restricted Entry Interval (REI) is 12 hours.
 - Preharvest Interval (PHI): Do not apply within 7 days of harvest.

Use Directions for Celery and Chinese Celery

Diseases	Product Rate (fl oz/A)	Application Directions	Application Interval (Days)
Alternaria Leaf Spot <i>(Alternaria sonchi, A. spp.)</i> Anthracnose <i>(Colletotrichum dematium)</i> Early Blight <i>(Cercospora apii)</i> Late Blight <i>(Septoria apiicola)</i>	5 – 7 (0.081-0.114 lb ai/A)	Apply preventatively or when conditions are favorable for disease development. Repeat as necessary if conditions are favorable for disease development.	7
<p>Restrictions:</p> <ul style="list-style-type: none"> • No single application may exceed 7 fl oz of product (0.114 lb ai)/A. • Do not apply more than 4 applications per year. • Do not apply more than 28 f oz of product (0.455 lb ai)/A per year. • Do not apply more than 0.455 lb ai of flutriafol/A per year. • Restricted Entry Interval (REI): The REI is 12 hours. • Preharvest Interval (PHI): Do not apply within 7 days of harvest. 			

Use Directions for Grapes [(fresh, juice, table, wine, raisin)]

Diseases	Product Rate (floz/A)	Application Directions	Application Interval (Days)
Powdery Mildew (<i>Uncinula necator</i>)	4 – 5 (0.065- 0.081 lb ai/A)	Begin application at 6 to 10 inch shoots.	14 – 21
Black Rot (<i>Guignardia bidwellii</i>)	4 – 5 (0.065- 0.081 lb ai/A)	Apply preventatively or when conditions are favorable for disease development. Repeat as necessary if conditions are favorable for disease development.	14 – 21

Restrictions:

- No single application may exceed 5 fl oz of product (0.081 lb ai)/A.
- Do not apply more than 6 applications per year.
- Do not apply more than 30 fl oz of product (0.488 lb ai)/A per year.
- Do not apply more than 0.488 lb ai of flutriafol/A per year.
- Restricted Entry Interval (REI): The REI is 5 days for girdling or turning of grapes. The REI for all other activities is 12 hours.
- Preharvest Interval (PHI): Do not apply within 14 days of harvest.

Use Directions for Leafy Vegetables, except Brassica, Crop Group 4. See below for a list of crops.

Diseases	Product Rate (fl oz/A)	Application Directions	Application Interval (Days)
Alternaria Leaf Spot (<i>Alternaria sonchi</i> , <i>A. spp.</i>) Anthracnose (<i>Microdochium panattonianum</i> , <i>Colletotrichum dematium</i>) Cercospora Leaf Spot (<i>Cercospora spp.</i>) Powdery Mildew (<i>Erysiphe cichoracearum</i> , <i>Leveillula taurica</i>) Septoria Leaf Spot (<i>Septoria spp.</i>)	5 – 7 (0.081- 0.114 lb ai/A)	Apply preventatively or when conditions are favorable for disease development. Repeat as necessary if conditions are favorable for disease development.	7

List of Leafy Vegetables, except Brassica, Crop Group 4: amaranth (Chinese spinach); amaranth (leafy); amaranth (tampala); arugula (roquette); cardoon; celtuce; chervil; chrysanthemum (edible-leaved); chrysanthemum (garland); corn salad; cress (garden); cress (upland); dandelion (leaves); dock (sorrel); endive (escarole); fennel, Florence; lettuce (head and leaf); orach; parsley; purslane (garden); purslane (winter); radicchio (red chicory); rhubarb; spinach; spinach (New Zealand); spinach (vine); Swiss chard and cultivars and/or hybrids of these crops.

Restrictions:

- No single application may exceed 7 fl oz of product (0.114 lb ai)/A.
- Do not apply more than 4 applications per year.
- Do not apply more than 28 fl oz of product (0.455 lb ai)/A per year.
- Do not apply more than 0.455 lb ai of flutriafol/A per year.
- Restricted Entry Interval (REI): The REI is 12 hours.
- Preharvest Interval (PHI): Do not apply within 7 days of harvest.

Use Directions for Stone Fruit. See below for a list of crops.

[Not for use in CA]

Diseases	Product Rate (fl oz/A)	Application Directions	Application Interval (Days)
Powdery Mildew (<i>Sphaerotheca pannosa</i>)	7 (0.114 lb ai/A)	Start applications at petal fall. Repeat as necessary if disease conditions are favorable.	7
Rusty spot (<i>Podosphaera leucotricha</i>)	7 (0.114 lb ai/A)	Start applications at petal fall and continue through 3rd Cover (3C) or until terminal shoot growth ceases and shoots harden off or conditions are no longer favorable for disease development	7
Brown Rot Blossom Blight (<i>Monilinia</i> spp.)	7 (0.114 lb ai/A)	Start applications at 1-5% bloom followed by an application at 50-100% bloom.	7
Fruit Brown Rot (<i>Monilinia</i> spp.)	7 (0.114 lb ai/A)	Apply one to two weeks prior to harvest.	7
<i>Shot Hole</i> (<i>Wilsonomyces carpophilus</i>)	7 (0.114 lb ai/A)	Apply at 50-100% bloom. Repeat as necessary if disease conditions are favorable. For improved control add a protectant fungicide.	7
Cherry Leaf Spot (<i>Blumeriella jaapii</i>)	7 (0.114 lb ai/A)	Start applications at petal fall. Repeat as necessary if disease conditions are favorable for disease development. In areas of known triazole resistance, apply FLUTRIAFOL 250 g/L SC Fungicide with a protectant fungicide for control.	7

List of Stone Fruit: Apricot, Sweet Cherry, Tart Cherry, Nectarine, Peach, Plum, Chickshaw Plum, Damson Plum, Japanese Plum, Plumcot, Prune.

Restrictions:

- No single application may exceed 7 fl oz of product (0.114 lb ai)/A.
- Do not apply more than 4 applications per year.
- Do not apply more than 28 fl oz of product (0.455 lb ai)/A per year.
- Do not apply more than 0.455 lb ai of flutriafol/A per year.
- Restricted Entry Interval (REI) is 12 hours.
- Preharvest Interval (PHI): Do not apply within 7 days of harvest.

Use Directions for Strawberry

Diseases	Product Rate (fl oz/A)	Application Directions	Application Interval (Days)
Foliar Diseases: Powdery Mildew <i>(Podosphaera aphanis)</i>	5 – 7 (0.081-0.114 lb ai/A)	Apply preventatively or when conditions are favorable for disease development. Repeat as necessary if conditions are favorable for disease development.	7
Soilborne Diseases: [Not for use in CA] Charcoal Rot <i>(Macrophomina phaseolina)</i>	7 (0.114 lb ai/A)	Product is to be applied through drip irrigation (see Chemigation for directions). Recommend initial application at transplanting. For spring and fall planting a second application is required approximately 30 days later. For fall planting additional applications may be required at 30 days intervals for a maximum of 4 applications per season.	30
Restrictions:: <ul style="list-style-type: none"> • No single application may exceed 7 fl oz of product (0.114 lb ai)/A. • Do not apply more than 4 applications per year. • Do not apply more than 28 fl oz of product (0.228 lb ai)/A per year. • Do not apply more than 0.455 lb ai of flutriafol/A per year. • Restricted Entry Interval (REI) is 12 hours. • Preharvest Interval (PHI): May be applied the day of harvest (0 day PHI). 			

Use Directions for Tomatoes. See below for a list of crops.

Diseases	Product Rate (fl oz/A)	Application Directions	Application Interval (Days)
Powdery Mildew (<i>Leveillula Taurica</i> , <i>Oidium neolycopersici</i>) Anthracnose (<i>Collectotrichum coccodes</i>) Target Spot (<i>Corynespora cassicola</i>)	5 – 7 (0.081- 0.114 lb ai/A)	Apply preventatively or when conditions are favorable for disease development. Repeat as necessary if conditions are favorable for disease development.	7
Black Mold (<i>Alternaria alternata</i>) Early Blight (<i>Alternaria solani</i>)	3.5 – 7 (0.57- 0.114 lb ai/A)	Tank mix with KOVERALL® Fungicide (mancozeb) for improved disease control. Lower rate can be used when tank mixed with KOVERALL Fungicide.	7
Soilborne Diseases: [Not for use in CA] Charcoal Rot (<i>Macrophomina phaseolina</i>)	7 (0.114 lb ai/A)	Product is to be applied through drip irrigation (see Chemigation for directions). Recommend initial application at transplanting. A second application is required approximately 30 days later. Two additional applications may be applied if necessary.	30
List of Tomatoes: Bush Tomato, Cocona, Currant Tomato, Garden Huckleberry, Goji Berry, Groundcherry, Narnajilla, Sunberry, Tomatillo, and Tree Tomato and cultivars, varieties and/or hybrids of these crops.			
Restrictions: <ul style="list-style-type: none"> • No single application may exceed 7 fl oz of product (0.114 lb ai)/A. • Do not apply more than 4 applications per year. • Do not apply more than 28 fl oz of product/A per year. • Do not apply more than 0.455 lb ai of flutriafol/A per year. • Restricted Entry Interval (REI) is 12 hours. • Preharvest Interval (PHI): May be applied the day of harvest (0 day PHI). When tank mixed with KOVERALL Fungicide, the PHI is 5 days. 			

Use Directions for Corn (Field Corn, Field Corn Grown for Seed, Sweet Corn, and Popcorn) (Foliar Applications)

[Not for use in CA]

Diseases	Product Rate (fl oz/A)	Application Directions	Application Interval (Days)
Gray Leaf Spot (<i>Cercospora zeae-maydis</i>) Southern Corn Leaf Blight (<i>Cochliobolus heterostrophus</i>) Northern Corn Leaf Blight (<i>Setosphaeria turcica</i>) Rust, Common (<i>Puccinia sorghi</i>) Southern Rust (<i>Puccinia polysora</i>) Eyespot (<i>Aureobasidium zeae</i>) Anthracnose Leaf Blight (<i>Colletotrichum graminicola</i>) Northern Corn Leaf Spot (<i>Cochliobolus carbonum</i>)	3.5 - 7 (0.57-0.114 lb ai/A)	Apply preventatively or when conditions are favorable for disease development. One repeat application may be made. Apply no later than growth stage R4 (early dough stage). For aerial application, use a minimum of 2 gallons of spray solution per acre.	7
<p>Restrictions:</p> <ul style="list-style-type: none"> • No single application may exceed 7 fl oz of product (0.114 lb ai)/A. • Do not apply more than 2 applications per year. • Do not apply more than 14 fl oz of product (0.228 lb ai)/A per year. • Do not apply more than 0.228 lb ai of flutriafol/A per year. • An adjuvant may be used with FLUTRIAFOL 250 g/L SC Fungicide prior to the V8 corn growth stage and after the VT corn growth stage. • Restricted Entry Interval (REI): The REI for detasselling field corn and popcorn grown for seed is 5 days. The REI for sweet corn is 3 days. The REI for all other activities is 12 hours. • Preharvest Interval (PHI): Zero (0) day of harvest for forage, and 7 days for stover and grain of field corn and popcorn. 			

Use Directions for Corn (Field Corn, Field Corn Grown for Seed, Sweet Corn, and Popcorn) (At Planting Applications)

Diseases	Product Rate (fl oz/A)	Application Directions
<p>Head Smut (<i>Sphacelotheca reiliana</i>)</p>	<p>7 (0.114 lb ai/A)</p>	<p>See table below for rate chart depending on row width.</p> <p>Apply in 3 to 6 gallons of water per acre at planting.</p> <p>Methods of application: T-Band Application: Apply TOPGUARD Fungicide in a concentrated 3-4 inch wide band at planting with the spray tip oriented perpendicular to the row direction and with spray tip located after furrow opening and seed placement but prior to furrow closure with press wheel.</p> <p>In-Furrow / Modified In-Furrow Application: Apply in furrow using a mechanism that guides the product so as not to come into direct contact with the seed.</p> <p>Temporary corn height reductions are sometimes noted when TOPGUARD is applied in-furrow or by and T-band applications. The height reduction is temporary and plants will recover over a period of 2 to 3 weeks.</p>
<p>Restrictions:</p> <ul style="list-style-type: none"> • No single application may exceed 7 fl oz of product (0.114 lb ai)/A. • Do not apply more than 1 at planting and one foliar applications per year. • Do not apply more than 14 fl oz of product (0.228 lb ai)/A per year . • Do not apply more than 0.228 lb ai of flutriafol/A per year. • Restricted Entry Interval (REI) is 12 hours for at-planting application. • Preharvest Interval PHI): Zero (0) day of harvest for forage, and 7 days for stover and grain of field corn and popcorn. 		

Rate Chart: Product Rate Depending on Row Width

Row Spacing (inches)	Fl oz of FLUTRIAFOL 250 g/L SC/1000 ft. of Row	
	7 fl oz/A Rate	
20	0.29	
30	0.40	
32	0.43	
36	0.46	
38	0.48	
40	0.54	

20" = 23,760 row ft./A; 30" = 17,424 row ft./A; 32" = 16,315 row ft./A; 34" = 15,374 row ft./A; 36" = 14,520 row ft./A; 38" = 13,754 row ft./A; 40" = 13,068 row ft./A.

Formula: $\frac{\text{Selected Use Rate (fl. oz./A)}}{[\text{Row ft for row spacing}/1000 \text{ ft}]} = \text{fl. oz. of product to be applied per 1000 row ft.}$

Example of 30" row spacing at 7 fl. oz./A:

$$\frac{7 \text{ fl. oz./A}}{[17,424/1000]} = 0.40 \text{ fl. oz. of product to be applied per 1000 row ft.}$$

Use Directions for Cotton (foliar application only)

[Not for use in CA]

Diseases	Product Rate (fl oz/A)	Application Directions	Application Interval (Days)
Alternaria Leaf Spot, Boll Rot (<i>Alternaria</i> spp.) Anthracnose, Boll Rot (<i>Glomerella</i> spp.) Ascochyta Blight, Boll Rot (<i>Ascochyta gossypii</i>) Cercospora Blight and Leaf Spot (<i>Cercospora</i> spp.) Diplodia Boll Rot (<i>Diplodia</i> spp.) Fusarium Boll Rot (<i>Fusarium</i> spp.) Phoma Blight, Boll Rot (<i>Phoma</i> spp.) Rust (<i>Puccinia</i> spp., <i>Phykopsora</i> spp.) Stemphyllium Leaf Spot (<i>Stemphyllium</i> spp.) Target Spot (<i>Corynespora cassiicola</i>)	3.5 - 7 (0.57- 0.114 lb ai/A)	Apply preventatively or when conditions are favorable for disease development. Repeat as necessary if conditions are favorable for disease development.	7
<p>Restrictions:</p> <ul style="list-style-type: none"> • No single application may exceed 7 fl oz of product (0.114 lb ai)/A. • Do not apply more than 2 foliar applications of product (0.228 lb ai) per year. • Do not apply more than 0.488 lb ai of flutriafol/acre per year (including foliar and soil applications.) • Restricted Entry Interval (REI): The REI is 12 hours. • Preharvest Interval (PHI): Do not apply within 30 days of harvest. 			

Use Directions for Cotton

[Not for use in CA]

Diseases	Product Rate (fl.oz./A)
Cotton Root Rot (<i>Phymatotrichopsis omnivora</i>)	8-16 (0.13-0.26 lb ai/A) (see cotton row spacing table below for rate chart depending on row width)
<p>Application Directions</p> <p style="text-align: center;">Application Methods:</p> <p>T-Band Application: Apply Flutriafol 250 g/L SC Fungicide in a concentrated 3-4 inch wide band at planting perpendicular to row direction after furrow opening and seed placement but prior to furrow closure with press wheel.</p> <p>Modified In-Furrow Application: Apply using a splitter/Y shaped application mechanism that directs the product on the sides of seed furrow and not in direct contact with the seed.</p> <p>Drip Irrigation: This product may be applied through drip irrigation systems where drip tape is not deeper than 12 inches below the soil surface. Apply only through drip irrigation systems configured with drip tape directly below the row and running in the same direction as the rows.</p> <p style="text-align: center;"><u>Application Methods to use by Field Irrigation Type</u></p> <p>Overhead or Sprinkler Irrigation Fields:</p> <ul style="list-style-type: none"> • T-Band is the preferred application method under these cropping systems. • Modified In-Furrow can be used. Avoid applying product in direct contact with seed. <p>Dryland Fields:</p> <ul style="list-style-type: none"> • Modified In-Furrow application technique may provide more consistent control under low rainfall conditions. • Application using a T-Band method requires rainfall to move the product into the disease infection zone below the soil surface. 	

Furrow and Drip Irrigated Fields:

- Apply in T-Band, Modified In-Furrow, or through drip tape.
- When using the Modified In-Furrow application method sufficient irrigation must be applied to thoroughly wet the Flutriafol 250 g/L SC Fungicide treated zone after cotton has emerged.
- For T-Band applications, the top of the bed must be thoroughly wetted after the cotton has emerged.
- Follow instructions in chemigation section of this label when applying through drip irrigation systems.

NOTICE for All Applications Methods and Field Conditions:

Heavy rainfall or irrigation within 3 days after planting may delay emergence.

Restrictions:

- No single application may exceed 16 fl oz of product (0.26 lb ai)/A.
- Do not apply more than one soil application per year.
- Do not apply more than 0.488 lb ai flutriafol / acre per year (including soil and foliar applications).
- Do not apply with liquid fertilizer.
- Restricted Entry Interval (REI) for all activities is 12 hours.
- Preharvest Interval (PHI): Do not apply within 30 days of harvest.

Cotton row spacing table

Cotton Row Spacing (inches)	Fluid Ounces of Product to be Applied / 1000 Row Feet	
	8 fl oz/A product rate	16 fl oz/A product rate
30	0.46	0.92
32	0.48	0.96
36	0.56	1.12
38	0.58	1.16
40	0.62	1.24

30" = 17,424 row ft. per acre, 32" = 16,315 row ft. per acre, 34" = 15,374 row ft. per acre,
36" = 14,520 row ft. per acre, 38" = 13,754 row ft. per acre, 40" = 13,068 row ft. per acre.

Formula:

$$\frac{\text{Selected Use Rate (fl.oz./A)}}{[\text{Row ft. for row spacing} / 1000 \text{ ft.}]} = \text{fl.oz. of product to be applied per 1000 row ft.}$$

Example for 30" row spacing at 8 fl.oz./A:

$$\frac{8 \text{ fl.oz./A}}{[17,424 / 1000 \text{ ft.}]} = 0.46 \text{ fl.oz. of product to be applied per 1000 row ft.}$$

Use Directions for Vegetables, Cucurbit, Group 9.
See below for a list of crops.

[Not for use in CA]

Diseases	Product Rate (fl oz/A)	Application Directions	Application Interval (Days)
Powdery Mildew (<i>Sphaerotheca fuliginea</i> , <i>Erysiphe cichoracearum</i>)	5 - 7 (0.081- 0.114 lb ai/A)	Apply preventatively or when conditions are favorable for disease development. Repeat as necessary if conditions are favorable for disease development.	7
Gummy Stem Blight (<i>Didymella bryoniae</i>) Target Spot (<i>Corynespora cassiicola</i>)	5 - 7 (0.081- 0.114 lb ai/A)	Apply preventatively or when conditions are favorable for disease development. Repeat as necessary if conditions are favorable for disease development. Tank mix with KOVERALL Fungicide (mancozeb) for resistance management. In fields with known triazole resistance, apply FLUTRIAFOL 250 g/L SC Fungicide with KOVERALL® Fungicide or alternate fungicide group for disease control.	7
Soilborne Diseases: [Not for use in CA] Charcoal Rot (<i>Macrophomina phaseolina</i>)	7 (0.114 lb ai/A)	Product is to be applied through drip irrigation (see Chemigation section). Make initial application at transplanting. Make a second application 30 days later. Additional applications may be made on a 30 day interval, as needed.	30

List of Cucurbits: Chayote (Fruit), Chinese Waxgourd, Citron Melon, Cucumber, Gherkin, Gourd Edible (*Lagenaria* spp.) (Hyotan, Cucuzza, Hechima, Chinese Okra), *Momordica* spp. (Balsam Apple, Balsam Pear, Bittermelon, Chinese Cucumber), Muskmelon, Pumpkin, Squash (Summer), Squash (Winter –Butternut Squash, Calabaza, Hubbard Squash, Acorn Squash, Spaghetti Squash), Watermelon*.

Restrictions for all curcurbit group 9 uses:

- No single application may exceed 7 fl oz of product (0.114 lb ai)/A.
- Do not apply more than 4 applications per year.
- Do not apply more than 28 fl oz of product (0.455 lb ai)/A per year.
- Do not apply more than 0.455 lb ai of flutriafol/A per year.
- Restricted Entry Interval (REI) is 12 hours.
- Preharvest Interval (PHI): May be applied the day of harvest (0 day PHI).

Additional Watermelon only Restrictions:

- Do not apply more than 2 sequential applications, including soil and foliar applications, before rotating with a fungicide from a different FRAC group.
- Use nonionic surfactants (NIS) only.
- Do not use organo silicone adjuvants, or crop oil concentrate (COC) surfactants.

*Precaution for watermelon use: Under certain environmental conditions, applications of FLUTRIAFOL 250 g/L SC may result in phytotoxicity symptoms that may reduce watermelon yields. FMC recommends the grower and/or user test this product to determine its suitability for use in watermelon. FMC provides this product to the grower and/or user solely to the extent that the benefit and utility, in the sole opinion of the grower and/or user, outweighs the potential of crop phytotoxicity following applications of FLUTRIAFOL 250 g/L SC to watermelon. The decision to use or not use FLUTRIAFOL 250 g/L SC in watermelon must be made by each individual grower and/or user on the basis of possible crop phytotoxicity, the severity of disease incidence, the cost of alternative disease control options, and other factors.

Use Directions for Hops

[Not for use in CA]

Diseases	Product Rate (fl oz/A)	Application Directions	Application Interval (Days)
Powdery Mildew (<i>Podosphaera macularis</i> , <i>Sphaerotheca macularis</i>)	5- 7 (0.081- 0.114 lb ai/A)	Apply preventatively or when conditions are favorable for disease development. Repeat as necessary if conditions are favorable for disease development. Apply a minimum of 30 gallons per acre spray volume for ground applications and 10 gallons per acre for aerial applications.	14

Restrictions:

- No single application may exceed 7 fl oz product (0.114 lb ai)/A
- Do not apply more than 4 applications per year
- Do not apply more than 28 fl oz (0.455 lb ai)/A per year
- Do not apply more than 0.455 lb. ai of flutriafol/A per year.
- An adjuvant may be used with FLUTRIAFOL 250 g/L SC Fungicide
- Restricted Entry Interval (REI) is 12 hours
- Preharvest Interval (PHI): Do not apply within 7 days of harvest

Use Directions for Peanut

[Not for use in CA]

Diseases	Product Rate (fl oz/A)	Application Directions	Application Interval (Days)
Early Leaf Spot (<i>Cercospora arachidicola</i>) Late Leaf Spot (<i>Cercosporidium personatum</i>) Peanut Rust (<i>Puccinia arachidis</i>) Leaf Scorch/ Pepper Spot (<i>Leptosphaerulina crassiasca</i>) Web Blotch (<i>Phoma arachidicola</i>)	3.5 - 7 (0.57-0.114 lb ai/A)	Apply on a preventive spray schedule for effective disease control in peanuts. FLUTRIAFOL 250 g/L SC Fungicide can be tank mixed with KOVERALL Fungicide (mancozeb) for improved disease control and resistance management.	14
Suppression of Soil-Borne Diseases: White Mold / Southern Stem Rot (<i>Sclerotium rolfsii</i>)	3.5 - 7 (0.57-0.114 lb ai/A)	For soil-borne diseases, rainfall or irrigation will optimize activity of FLUTRIAFOL 250 g/L SC Fungicide. Tank-mix with other labeled fungicides for improved activity on soil-borne diseases.	14
Restrictions: <ul style="list-style-type: none"> • No single application may exceed 7 fl oz of product (0.114 lb ai)/A. • Do not apply more than 4 applications per year. • Do not apply more than 28 fl oz of product (0.455 lb ai)/A per year. • Do not apply more than 0.455 lb ai of flutriafol/A per year. • Restricted Entry Interval (REI) is 12 hours. • Preharvest Interval (PHI): Do not apply within 7 days of harvest. 			

Use Directions for Pecan and Other Tree Nuts. See below for list of crops.

[Not for use in CA]

Diseases	Product Rate (fl oz/A)	Application Directions	Application Interval (Days)
Pecan Scab (<i>Fusicladium effusum</i>)	3.5 - 7	For Pecan Scab control, start application at bud break.	7
Powdery Mildew (<i>Microsphaera penicillata</i>)	(0.57-0.114 lb ai/A)	For all other disease apply preventatively or when conditions are favorable for disease development.	
Alternaria Leaf and Fruit Spot (<i>Alternaria alternata</i>)		Repeat as necessary if conditions are favorable for disease development.	
Anthracnose (<i>Colletotrichum acutatum</i>)			
Shothole (<i>Wilsonomyces carpophilus</i>)			
Eastern Filbert Blight (<i>Anisogramma anomale</i>)			
Brown Rot Blossom Blight (<i>Monilinia fructicola</i>)			
Leaf Rust (<i>Tranzschelia discolor</i>)			
Downy Spot (<i>Mycosphaerella caryigena</i>)			
Zonate Leaf Spot (<i>Cristulariella moricola</i>)			

List of Tree Nuts: African Tree Nut, Brazil Nut, Burr Oak, Butternut, Cajou, Cashew, Castanha-Do-Maranhao, Coconut, Coquito Nut, Dika nut, Guiana Chestnut, Hazelnut, Heartnut, Hickory Nut, Japanese Horse-Chestnut, Macadamia Nut, Monogongo Nut, Monkey-Pot, Pachira Nut, Pecan, Sapucaia Nut.

Restrictions:

- No single application may exceed 7 fl oz of product (0.114 lb ai)/A.
- Do not apply more than 4 applications per year.
- Do not apply more than 28 fl oz of product (0.455 lb ai)/A per year.
- Do not apply more than 0.455 lb ai of flutriafol/A per year.
- Restricted Entry Interval (REI) is 12 hours.
- Preharvest Interval (PHI): Do not apply within 14 days of harvest.

Use Directions for Vegetables, Fruiting, Group 8-10.
See below for list of crops.

Diseases	Product Rate (fl oz/A)	Application Directions	Application Interval (Days)
Powdery Mildew (<i>Leveillula taurica</i>) Anthracnose (<i>Colletotrichum coccedes</i> , <i>C. acutatum</i>) Cercospora Leaf Spot (<i>Cercospora capsici</i>)	7 (0.114 lb ai/A)	Apply preventatively or when conditions are favorable for disease development. Repeat as necessary if conditions are favorable for disease development.	7
Soilborne Diseases: Charcoal Rot (<i>Macrophomina phaseolina</i>)	7 (0.114 lb ai/A)	Product is to be applied through drip irrigation (see Chemigation section). Make initial application at transplanting. Make a second application 30 days later. Additional applications may be made on a 30 day interval, as needed.	30
List of Fruiting Vegetables: African Eggplant, Bell Pepper, Eggplant, Martynia, Non-Bell Pepper, Okra, Pea Eggplant, Pepino, Roselle, Scarlet Eggplant, and cultivars, varieties and/or hybrids of these crops.			
Restrictions: <ul style="list-style-type: none"> • No single application may exceed 7 fl oz of product (0.114 lb ai)/A. • Do not apply more than 4 applications per year. • Do not apply more than 28 fl oz of product (0.455 lb ai)/A per year. • Do not apply more than 0.455 lb ai of flutriafol/A per year. • Restricted Entry Interval (REI) is 12 hours. • Preharvest Interval (PHI): May be applied the day of harvest (0 day PHI). 			

Use Directions for Pome Fruit (Apple, Crabapple, Loquat, Mayhaw, Pear, Oriental Pear, and Quince)

[Not for use in CA]

Diseases	Product Rate (fl oz/A)	Application Directions	Application Interval (Days)
Powdery Mildew <i>(Podosphaera leucotricha)</i> Quince Rust <i>(Gymnosporangium clavipes)</i> Cedar Apple Rust <i>(Gymnosporangium juniperi-virginianae)</i> Brooks Fruit Spot <i>(Mycosphaerella pomi)</i> Flyspeck <i>(Zygophiala jamacaicensis)</i> (formerly <i>Schizothyrium pomi</i>)	4 - 6 (0.065 – 0.098 lb ai/A)	Initiate applications at green tip and continue through cover sprays.	10

<p>Apple Scab (<i>Venturia inaequalis</i>)</p> <p>Sooty Blotch (<i>Gloeodes pomigena</i>)</p> <p>Bot rot or White rot (<i>Botryosphaeria dothidea</i>)</p> <p>Black Rot (<i>Botryosphaeria obtusa</i>)</p> <p>Bitter Rot (<i>Colletotrichum gloeosporioides</i>, <i>C. acutatum</i>)</p> <p>Alternaria Blotch (<i>Alternaria mali</i>)</p>	<p>6.5 (0.106 lb ai/A)</p>	<p>Initiate applications at green tip or when environmental conditions are favorable for primary scab development. Continue applications through the duration of primary scab.</p> <p>Mix FLUTRIAFOL 250 g/L SC Fungicide with a protectant such as KOVERALL Fungicide (mancozeb) or captan fungicide for scab control.</p> <p>Tank mix applications containing FLUTRIAFOL 250 g/L SC Fungicide with a protectant such as KOVERALL Fungicide (mancozeb) or captan fungicide will also effectively control listed summer rots when applied at cover spray timings.</p>	<p>7 - 10</p>
<p>Pear Scab (<i>Venturia pirina</i>)</p>	<p>6.5 (0.106 lb ai/A)</p>	<p>Start application at Pink Bud and continue through the duration of the Primary Scab period.</p> <p>Mix FLUTRIAFOL 250 g/L SC Fungicide with a protectant such as KOVERALL Fungicide or captan for improved scab control.</p>	<p>7 - 10</p>
<p>Restrictions:</p> <ul style="list-style-type: none"> • No single application may exceed 6.5 fl oz of product (0.106 lb ai)/A. • Do not apply more than 4 applications per year. • Do not apply more than 26 fl oz of product (0.423 lb ai)/A per year. • Do not apply more than 0.423 lb ai of flutriafol/A per year. • Restricted Entry Interval (REI) is 12 hours. <p>Preharvest Interval (PHI): Do not apply within 14 days of harvest.</p>			

Use Directions for Grain Sorghum

[Not for use in CA]

Diseases	Product Rate (fl oz/A)	Application Directions	Application Interval (Days)
Anthracnose Leaf Blight (<i>Colletotrichum graminicola</i>) Ergot (<i>Claviceps sorghi</i>) Gray Leaf Spot (<i>Cercospora sorghi</i>) Leaf Blight (<i>Exserohilum turcicum</i> or <i>Setosphaeria turcica</i>) Rust, Common (<i>Puccinia purpuria</i>) Ladder Leaf Spot (<i>Cercospora fusimaculans</i>) Rough Spot (<i>Ascochyta sorghi</i>) Sooty Stripe (<i>Ramulispora sorghi</i>) Target Leaf Spot (<i>Bipolaris cookei</i>) Zonate Leaf Spot and Sheath Blight (<i>Gloeocercospora sorghi</i>)	3.5 - 7 (0.57-0.114 lb ai/A)	For Ergot make first application at, or just prior to, flowering. For all other diseases apply preventatively or when conditions are favorable for disease development. Repeat as necessary if conditions are favorable for disease development.	7
<p>Restrictions:</p> <ul style="list-style-type: none"> • No single application may exceed 7 fl oz of product (0.114 lb ai)/A. • Do not apply more than 2 applications per year. • Do not apply more than 14 fl oz of product (0.228 lb ai)/A per year. • Do not apply more than 0.228 lb ai of flutriafol/A per year. • Restricted Entry Interval (REI) is 12 hours. • Preharvest Interval (PHI): Do not apply within 30 days of harvest for stover, forage or grain. 			

Use Directions for Soybean (Foliar Applications)

Diseases	Product Rate (fl oz/A)	Application Directions	Application Interval (Days)
<p>Cercospora Leaf Blight and Purple Seed Stain (<i>Cercospora kikuchii</i>)</p> <p>Frogeye Leaf Spot (<i>Cercospora sojina</i>)</p> <p>Brown Spot (<i>Septoria glycines</i>)</p> <p>Powdery Mildew (<i>Microsphaera diffusa</i>)</p> <p>Target Spot (<i>Corynespora cassiicola</i>)</p> <p>Suppression: White Mold / Stem Rot (<i>Sclerotinia sclerotiorum</i>)</p> <p>Southern Blight (<i>Sclerotium rolfsii</i>)</p>	<p>3.5 - 7</p> <p>(0.57-0.114 lb ai/A)</p>	<p>For Cercospora Leaf Blight begin applications at first flower (R1).</p> <p>For other diseases apply beginning at first visible flower or when conditions are favorable for disease development.</p> <p>Apply additional applications if environmental conditions are favorable for continued disease development.</p>	<p>14 – 35</p>
<p>Rust (<i>Phakopsora pachyrhizi</i>)</p>	<p>3.5 - 7</p> <p>(0.57-0.114 lb ai/A)</p>	<p>Apply beginning at first visible flower or when conditions are favorable for disease development.</p> <p>Apply additional applications if environmental conditions are favorable for continued disease development.</p>	<p>21 – 35</p>

[Use Directions for Soybean (Foliar Applications) (continued)]

Restrictions:

- No single at-planting application may exceed 16 fl oz of product (0.26 lb ai)/A.
- No single foliar application may exceed 7 fl oz of product (0.114 lb ai)/A.
- Do not apply more than 3 foliar applications per year.
- Do not apply more than 1 at-planting application per year.
- For foliar applications: Two foliar applications can be made at 7 fl oz of product (0.114 lb ai)/A – OR - One foliar application at 7 fl oz of product (0.114 lb ai)/A followed by two additional foliar applications at 3.5 fl oz of product/A.
- Do not apply more than 30 fl oz of product (0.488 lb ai)/A per year.
- Do not apply more than 0.488 lb ai of flutriafol/A per year (including soil and foliar applications)
- Restricted Entry Interval (REI) is 12 hours.
- Do not feed forage or hay to animals or permit animals to graze.
- Preharvest Interval (PHI): Do not apply within 21 days of harvest.

Use Directions for Soybean (At Planting Applications)

[Not for use in CA]

<p>Suppression of Soilborne Diseases:</p> <p>Sudden Death Syndrome (<i>Fusarium solani f. sp. glycines, F. virguliforme</i>)</p> <p>Charcoal Rot (<i>Macrophomina phaseolina</i>)</p>	<p>8 - 16 (0.13 – 0.26 lb ai/A)</p>	<p>See table below for rate chart depending on row width.</p> <p>Apply in 3 to 6 gallons of water per acre at planting.</p> <p>Methods of application: T-Band Application: Apply FLUTRIAFOL 250 g/L SC Fungicide in a concentrated 3-4 inch wide band at planting with the spray tip oriented perpendicular to the row direction and with spray tip located after furrow opening and seed placement but prior to furrow closure with press wheel.</p> <p>In-Furrow / Modified In-Furrow Application: Apply in furrow using a mechanism that guides the product so as not to come into direct contact with the seed.</p> <p>Temporary soybean height reductions are sometimes noted when FLUTRIAFOL 250 g/L SC is applied in-furrow or by and T-band applications. The height reduction is temporary and soybeans will recover over a period of 2 to 3 weeks.</p>	
--	--	---	--

[Use Directions for Soybean (At Planting applications) (continued)]

Restrictions:

- No single at-planting application may exceed 16 fl oz of product (0.26 lb ai)/A.
- No single foliar application may exceed 7 fl oz of product (0.114 lb ai)/A.
- Do not apply more than 3 foliar applications per year.
- Do not apply more than 1 at-planting application per year.
- For foliar applications: Two foliar applications can be made at 7 fl oz of product (0.114 lb ai)/A – OR - One foliar application at 7 fl oz of product (0.114 lb ai)/A followed by two additional foliar applications at 3.5 fl oz of product/A.
- Do not apply more than 30 fl oz of product (0.488 lb ai)/A per year.
- Do not apply more than 0.488 lb ai of flutriafol/A per year (including soil and foliar applications)
- Restricted Entry Interval (REI) is 12 hours.
- Do not feed forage or hay to animals or permit animals to graze.
- Preharvest Interval: Do not apply within 21 days of harvest.

Rate Chart: Product Rate Depending on Row Width

Row Spacing (inches)	Fl oz of FLUTRIAFOL 250 g/L SC /1000 ft. of Row	
	8 fl oz/A Rate	16 fl oz/A Rate
20	0.34	0.68
30	0.46	0.92
32	0.49	0.98
36	0.55	1.10
38	0.58	1.16
40	0.61	1.23

20" = 23,760 row ft./A; 30" = 17,424 row ft./A; 32" = 16,315 row ft./A; 34" = 15,374 row ft./A; 36" = 14,520 row ft./A; 38" = 13,754 row ft./A; 40" = 13,068 row ft./A.

Formula:
$$\frac{\text{Selected Use Rate (fl. oz./A)}}{[\text{Row ft for row spacing}/1000 \text{ ft}]} = \text{fl. oz. of product to be applied per 1000 row ft.}$$

Example of 30" row spacing at 16 fl. oz./A:

$$\frac{16 \text{ fl. oz./A}}{[17,424/1000]} = 0.92 \text{ fl. oz. of product to be applied per 1000 row ft.}$$

Use Directions for Sugar Beet
[Not for use in CA]

Diseases	Product Rate (fl oz/A)	Application Directions	Application Interval (Days)
Cercospora Leaf Spot (<i>Cercospora beticola</i>)	5 - 7 (0.081- 0.114 lb ai/A)	Apply preventatively or when conditions are favorable for disease development. Repeat as necessary if conditions are favorable for disease development. Tank mix with KOVERALL Fungicide (mancozeb) for resistance management.	14
Powdery Mildew (<i>Erysiphe betae</i>)	5 - 7 (0.081- 0.114 lb ai/A)	Apply preventatively or when conditions are favorable for disease development. Repeat as necessary if conditions are favorable for disease development.	14
<p>Restrictions:</p> <ul style="list-style-type: none"> • No single application may exceed 7 fl oz of product (0.114 lb ai)/A. • Do not apply more than 2 applications per year. • Do not apply more than 14 fl oz of product (0.228 lb ai)/A per year. • Do not apply more than 0.228 lb ai of flutriafol/A per year. • Restricted Entry Interval (REI) is 12 hours. • Preharvest Interval (PHI): Do not apply within 21 days of harvest. 			

Use Directions for Barley, Wheat (Spring and Winter) and Triticale

[Not for use in CA]

Diseases	Product Rate (fl oz/A)	Application Directions	Application Interval (Days)
Rust (<i>Puccinia</i> spp.) Powdery Mildew (<i>Blumeria graminis tritici</i>) Leaf and Glume Blotch (<i>Septoria</i> spp.)	5 - 7 (0.081- 0.114 lb ai/A)	Apply preventatively or when conditions are favorable for disease development. Repeat as necessary if conditions are favorable for disease development. For aerial application, use a minimum of 2 gallons of spray solution per acre.	7
Suppression: Fusarium Head Blight (<i>Fusarium</i> spp.)	5 - 7 (0.081- 0.114 lb ai/A)	Apply at anthesis (Feekes Growth Stage 10.51). Spray equipment nozzles should be properly set up to ensure good coverage of the head. For aerial application, use a minimum of 2 gallons of spray solution per acre.	7
Restrictions: <ul style="list-style-type: none"> • No single application may exceed 7 fl oz of product (0.114 lb ai)/A. • Do not apply more than 2 applications per year. • Do not apply more than 14 fl oz of product (0.228 lb ai)/A per year. • Do not apply more than 0.228 lb ai of flutriafol/A per year. • Restricted Entry Interval (REI) is 12 hours. • Preharvest Interval (PHI): Do not apply within 30 days of harvest when grown for grain, 15 days of harvest grown for hay, zero (0) day PHI when grown for forage. 			

CONDITIONS OF SALE AND LIMITATION OF WARRANTY AND LIABILITY

NOTICE: Read the entire Directions for Use and Conditions of Sale and Limitation of Warranty and Liability before buying or using this product. If the terms are not acceptable, return the product at once, unopened, and the purchase price will be refunded.

The Directions for Use of this product must be followed carefully. It is impossible to eliminate all risks inherently associated with the use of this product. Crop injury, ineffectiveness, or other unintended consequences may result because of such factors as manner of use or application, weather or crop conditions beyond the control of FMC or Seller. All such risks shall be assumed by Buyer and User, and Buyer and User agree to hold FMC and Seller harmless for any claims relating to such factors.

Seller warrants that this product conforms to the chemical description on the label and is reasonably fit for the purposes stated on the Directions for Use when used in accordance with the directions under normal conditions of use. To the extent consistent with applicable law, FMC MAKES NO WARRANTIES OF MERCHANTABILITY OR OF FITNESS FOR A PARTICULAR PURPOSE, NOR ANY OTHER EXPRESS OR IMPLIED WARRANTIES WITH RESPECT TO THE SELECTION, PURCHASE, OR USE OF THIS PRODUCT. Any warranties, express or implied, having been made are inapplicable if this product has been used contrary to label instructions, or under abnormal conditions, or under conditions not reasonably foreseeable to (or beyond the control of) seller or FMC, and buyer assumes the risk of any such use.

To the extent consistent with applicable law, FMC or seller shall not be liable for any incidental, consequential or special damages resulting from the use or handling of this product.

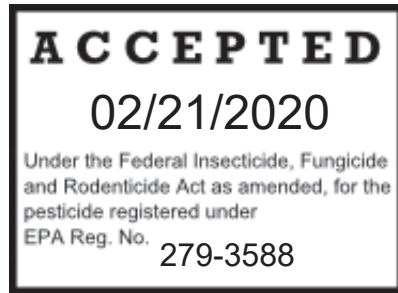
To the extent consistent with applicable law, THE EXCLUSIVE REMEDY OF THE USER OR BUYER, AND THE EXCLUSIVE LIABILITY OF FMC AND SELLER FOR ANY AND ALL CLAIMS, LOSSES, INJURIES OR DAMAGES (INCLUDING CLAIMS BASED ON BREACH OF WARRANTY, CONTRACT, NEGLIGENCE, TORT, STRICT LIABILITY OR OTHERWISE) RESULTING FROM THE USE OR HANDLING OF THIS PRODUCT, SHALL BE THE RETURN OF THE PURCHASE PRICE OF THE PRODUCT OR, AT THE ELECTION OF FMC OR SELLER, THE REPLACEMENT OF THE PRODUCT.

This Conditions of Sale and Limitation of Warranty and Liability may not be amended by any oral or written agreement.

RHYME is a [registered] trademark, and KOVERALL is a registered trademark of FMC.

Label Code: DR-4369 012420

Flutriafol 250 g/L SC
EPA Reg. No. 279-3588



[Optional text appears in brackets]

SUPPLEMENTAL LABELING

FLUTRIAFOL	Group	3	Fungicide
------------	-------	---	-----------

FLURIAFOL 250 g/L SC®

[ABN RHYME Fungicide]
EPA Reg. No. 279-3588

For alfalfa, barley, sweet corn, and rice as a rotational crop.

*THIS SUPPLEMENTAL LABEL EXPIRES ON January 31, 2023
AND MUST NOT BE USED OR DISTRIBUTED AFTER THIS DATE*

DIRECTIONS FOR USE

It is a violation of Federal Law to use this product in a manner inconsistent with its labeling.

Read the entire label. This label must be in the possession of the user at the time of application. Read the label affixed to the container for FLUTRIAFOL 250 g/L SC before applying. Use of FLUTRIAFOL 250 g/L SC according to this labeling is subject to the use precautions and limitations imposed by the label affixed to the FLUTRIAFOL 250 g/L SC container.

Crop Rotation: Fields treated with FLUTRIAFOL 250 g/L SC may be planted to the following crops and plant back intervals:

Crop	Plant back Interval
Alfalfa, barley, field corn; field corn grown for seed; popcorn; sweet corn; cotton; cucurbits; fruiting vegetables; grapes; hops; Brassica leafy vegetables crop group 5; leafy vegetables, except Brassica, crop group 4; peanut; pome fruit; grain sorghum; soybean; stone fruit; strawberry; sugar beet; tomato; tree nuts; triticale; or wheat	Immediately
Rice	30 days
All other crops	Prohibited

SUPPLEMENTAL LABELING

CROP USE DIRECTIONS

Use Directions for ALFALFA

FLUTRIAFOL 250 g/L SC works by forming a protective barrier around the alfalfa root at the point of disease infection. Precipitation in the form of rainfall or irrigation is required to move the product into the infection zone. The amount of water required will vary with soil type, soil moisture, and rainfall or irrigation intensity.

Application Method:

Apply FLUTRIAFOL 250 g/L SC as a broadcast spray application at a minimum spray volume of 10 gallons per acre or 5 gallons by air, or through sprinkler irrigations systems designed as described in the Chemigation section of this label. For continuous-move irrigation systems, apply the labeled rate in $\frac{1}{2}$ acre-inch or more per acre. For stationary or non-continuous moving systems, inject FLUTRIAFOL 250 g/L SC spray mixture during the first 20-30 minutes of the set to insure fungicide reaches the soil surface. Applications should be made postemergence to alfalfa at the timing(s) outlined below.

SUPPLEMENTAL LABELING

Disease	Product Rate	Application Directions
Texas Root Rot / Cotton Root Rot (<i>Phymatotrichopsis omnivora</i>)	15 – 24 fl oz/A (0.24 – 0.39 lb ai/A)	<p>Single Application: Apply in early spring prior to three (3) inches of new growth on the alfalfa OR after first cut of alfalfa when alfalfa is between two (2) and three (3) inches regrowth.</p> <p>Use the highest specified product rate when field is known to have high levels of cotton root rot disease pressure.</p>
	<p>First application: 15 – 24 fl oz/A (0.24 – 0.39 lb ai/A)</p> <p>Second application: 12 - 15 fl oz/A (0.2 – 0.24 lb ai/A)</p>	<p>Split Application: Apply first application in early spring prior to three (3) inches of new growth on the alfalfa</p> <p>Apply second application after second or third cutting of alfalfa when alfalfa is between two (2) and three (3) inches regrowth.</p> <p>Use split application under the following situations:</p> <ul style="list-style-type: none"> • High intensity production practices • 2nd year of established plantings and older <p>Use the highest specified product rate when field is known to have high levels of cotton root rot disease pressure.</p>
<p>Restrictions:</p> <ul style="list-style-type: none"> • No single application may exceed 24 fl oz of product/A (0.39 lb ai/A) • Make only one application per cutting • Do not apply more than two applications per year • Do not exceed 39 fl oz of product (0.63 lb ai)/A per year • Preharvest Interval (PHI): Do not apply within 14 days of harvest • Restricted Entry Interval (REI) is 12 hours 		

SUPPLEMENTAL LABELING

Use Directions for Sweet Corn (Foliar Applications)

[Not for use in CA]

Diseases	Product Rate (fl oz/A)	Application Directions	Application Interval (Days)
Gray Leaf Spot (<i>Cercospora zeae-maydis</i>) Southern Corn Leaf Blight (<i>Cochliobolus heterostrophus</i>) Northern Corn Leaf Blight (<i>Setosphaeria turcica</i>) Rust, Common (<i>Puccinia sorghi</i>) Southern Rust (<i>Puccinia polysora</i>) Eyespot (<i>Aureobasidium zeae</i>) Anthracnose Leaf Blight (<i>Colletotrichum graminicola</i>) Northern Corn Leaf Spot (<i>Cochliobolus carbonum</i>)	3.5 - 7 (0.57-0.114 lb ai/A)	Apply preventatively or when conditions are favorable for disease development. One repeat application may be made. Apply no later than growth stage R4 (early dough stage). For aerial application, use a minimum of 2 gallons of spray solution per acre.	<u>7</u>
<p>Restrictions:</p> <ul style="list-style-type: none"> • No single application may exceed 7 fl oz of product (0.114 lb ai)/A. • Do not apply more than 2 applications per year. • Do not apply more than 14 fl oz of product (0.228 lb ai)/A per year. • Do not apply more than 0.228 lb ai of flutriafol/A per year. • An adjuvant may be used with FLUTRIAFOL 250 g/L SC Fungicide prior to the V8 corn growth stage and after the VT corn growth stage. • Restricted Entry Interval (REI): The REI for sweet corn is 3 days. • Preharvest Interval (PHI): The PHI for sweet corn is 7 days. 			

SUPPLEMENTAL LABELING

Use Directions for Sweet Corn, (At Planting Applications)

Diseases	Product Rate (fl oz/A)	Application Directions
<p>Head Smut (<i>Sphacelotheca reiliana</i>)</p>	<p>7 (0.114 lb ai/A)</p>	<p>See table below for rate chart depending on row width.</p> <p>Apply in 3 to 6 gallons of water per acre at planting.</p> <p>Methods of application: T-Band Application: Apply TOPGUARD Fungicide in a concentrated 3-4 inch wide band at planting with the spray tip oriented perpendicular to the row direction and with spray tip located after furrow opening and seed placement but prior to furrow closure with press wheel.</p> <p>In-Furrow / Modified In-Furrow Application: Apply in furrow using a mechanism that guides the product so as not to come into direct contact with the seed.</p> <p>Temporary corn height reductions are sometimes noted when TOPGUARD is applied in-furrow or by and T-band applications. The height reduction is temporary and plants will recover over a period of 2 to 3 weeks.</p>
<p>Restrictions:</p> <ul style="list-style-type: none"> • No single application may exceed 7 fl oz of product (0.114 lb ai)/A. • Do not apply more than 1 at planting and one foliar applications per year. • Do not apply more than 14 fl oz of product (0.228 lb ai)/A per year. • Do not apply more than 0.228 lb ai of flutriafol/A per year. • Restricted Entry Interval (REI) is 12 hours for at-planting application. • Preharvest Interval (PHI): The PHI for sweet corn is 7 days. 		

SUPPLEMENTAL LABELING

Rate Chart: Product Rate Depending on Row Width

Row Spacing (inches)	Fl oz of FLUTRIAFOL 250 g/L SC/1000 ft. of Row	
	7 fl oz/A Rate	fl oz/A Rate
20	0.29	
30	0.40	
32	0.43	
36	0.46	
38	0.48	
40	0.54	

20" = 23,760 row ft./A; 30" = 17,424 row ft./A; 32" = 16,315 row ft./A; 34" = 15,374 row ft./A; 36" = 14,520 row ft./A; 38" = 13,754 row ft./A; 40" = 13,068 row ft./A.

Formula: $\frac{\text{Selected Use Rate (fl. oz./A)}}{[\text{Row ft for row spacing}/1000 \text{ ft}]} = \text{fl. oz. of product to be applied per 1000 row ft.}$

Example of 30" row spacing at 7 fl. oz./A:

$$\frac{7 \text{ fl. oz./A}}{[17,424/1000]} = 0.40 \text{ fl. oz. of product to be applied per 1000 row ft.}$$

SUPPLEMENTAL LABELING

Use Directions for Barley

[Not for use in CA]

Diseases	Product Rate (fl oz /A)	Application Directions	Application Interval (Days)
Rust <i>(Puccinia spp.)</i> Powdery Mildew <i>(Blumeria graminis tritici)</i> Leaf and Glume Blotch <i>(Septoria spp.)</i>	5 - 7 (0.081- 0.114 lb ai/A)	Apply preventatively or when conditions are favorable for disease development. Repeat as necessary if conditions are favorable for disease development. For aerial application, use a minimum of 2 gallons of spray solution per acre.	7
Suppression: Fusarium Head Blight <i>(Fusarium spp.)</i>	5 - 7 (0.081- 0.114 lb ai/A)	Apply at anthesis (Feekes Growth Stage 10.51). Spray equipment nozzles should be properly set up to ensure good coverage of the head. For aerial application, use a minimum of 2 gallons of spray solution per acre.	7

Restrictions:

- No single application may exceed 7 fl oz of product (0.114 lb ai)/A.
- Do not apply more than 2 applications per year.
- Do not apply more than 14 fl oz of product (0.228 lb ai)/A per year.
- Do not apply more than 0.228 lb ai of flutriafol/A per year.
- Restricted Entry Interval (REI) is 12 hours.
- Preharvest Interval (PHI): Do not apply within 30 days of harvest when grown for grain, 15 days of harvest grown for hay, zero (0) day PHI when grown for forage.