



OFFICE OF CHEMICAL SAFETY AND POLLUTION PREVENTION

WASHINGTON, D.C. 20460

April 24, 2024

Catherine Rice
Product Registration Manager
FMC Corporation
2929 Walnut Street
Philadelphia, PA 19104

Subject: Label Amendment - Registration Review Mitigation for Sulfentrazone and Quinclorac
Product Name: F7214 6.6 RTS HERBICIDE
EPA Registration Number: 279-3463
Application Dates: February 21, 2024 and February 28, 2022
Decision Numbers: 582235, 595275

Dear Catherine Rice:

The Agency, in accordance with the Federal Insecticide, Fungicide, and Rodenticide Act (FIFRA), as amended, has completed reviewing all the information submitted with your application to support the Registration Review of the above referenced product in connection with the Sulfentrazone and Quinclorac Interim Decisions, and has concluded that your submission is acceptable. The label referred to above, submitted in connection with registration under FIFRA, as amended, is acceptable.

Should you wish to add/retain a reference to the company's website on your label, then please be aware that the website becomes labeling under the Federal Insecticide, Fungicide, and Rodenticide Act and is subject to review by the Agency. If the website is false or misleading, the product would be misbranded and unlawful to sell or distribute under FIFRA section 12(a)(1)(E). 40 CFR 156.10(a)(5) list examples of statements EPA may consider false or misleading. In addition, regardless of whether a website is referenced on your product's label, claims made on the website may not substantially differ from those claims approved through the registration process. Therefore, should the Agency find or if it is brought to our attention that a website contains false or misleading statements or claims substantially differing from the EPA approved registration, the website will be referred to the EPA's Office of Enforcement and Compliance Assurance.

A stamped copy of your labeling is enclosed for your records. This labeling supersedes all previously accepted labeling and must be used at your next label printing. You must

submit one copy of the final printed labeling before you release the product for shipment with the new labeling. In accordance with 40 CFR 152.130(c), you may distribute or sell this product under the previously approved labeling for 12 months from the date of this letter. After 12 months, you may only distribute or sell this product if it bears this new revised labeling or subsequently approved labeling. "To distribute or sell" is defined under FIFRA section 2(gg) and its implementing regulation at 40 CFR 152.3.

If you have any questions about this letter, please contact DeMariah Koger by phone at (202)-566-2288, or via email at Koger.demariah@epa.gov.

Sincerely,



Linda Arrington, Branch Chief
Risk Management and Implementation Branch 4
Pesticide Re-Evaluation Division
Office of Pesticide Programs

ENCLOSURE: Stamped label

F7214 6.6 RTS Herbicide

EPA Reg. No. 279-3463

EPA Est.

[Kills Crabgrass, Dandelion, Ground Ivy, Yellow & Purple Nutsedge, Kyllinga and over XXX other tough weeds]

[Selective Postemergence Control of Annual Grasses, Broadleaf Weeds, and Sedges in Residential Lawns]

Active Ingredients:	By Wt.
Sulfentrazone.....	1.6%
Quinclorac.....	5.0%
Other Ingredients.....	93.4%
	100.0%

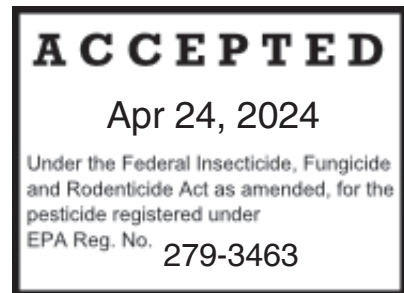
F7214 6.6 RTS Herbicide contains 0.57 lb of active ingredient per gallon of product (0.14 lb ai sulfentrazone and 0.43 lb ai quinclorac)

KEEP OUT OF REACH OF CHILDREN

CAUTION

See other panels for additional precautionary information.

FMC
FMC Corporation
2929 Walnut Street
Philadelphia PA 19104



NET CONTENTS XX FL OZ / XXX mL

Questions, Comments or Medical Information

{Note to Reviewer: Text in brackets is optional}

[Inside]

FIRST AID	
If swallowed	<ul style="list-style-type: none"> • Call poison control center or doctor immediately for treatment advice. • Have a person sip a glass of water if able to swallow. • Do not induce vomiting unless told to do so by the poison control center or doctor. • Do not give anything by mouth to an unconscious person.
If on skin or clothing	<ul style="list-style-type: none"> • Take off contaminated clothing. • Rinse skin immediately with plenty of water for 15-20 minutes. • Call a poison control center or doctor for treatment advice.
If in eyes	<ul style="list-style-type: none"> • Hold eye open and rinse slowly and gently with water for 15-20 minutes. • Remove contact lenses, if present, after the first 5 minutes, then continue rinsing eye. • Call a poison control center or doctor for treatment advice.
HOTLINE NUMBER	
Have the product container or label with you when calling a poison control center or doctor, or going for treatment. You may also contact 1-(800)-331-3148 for emergency medical treatment information.	

PRECAUTIONARY STATEMENTS

HAZARDS TO HUMANS AND DOMESTIC ANIMALS

CAUTION

Harmful if swallowed or absorbed through skin. Causes moderate eye irritation. Avoid contact with eyes, skin, or clothing. Wear long-sleeved shirt, long pants, shoes, socks and waterproof gloves. Wash thoroughly with soap and water after handling and before eating, drinking, chewing gum, using tobacco, or using the toilet. Remove contaminated clothing and wash before reuse.

ENVIRONMENTAL HAZARDS

This product is toxic to marine/estuarine invertebrates. Do not apply directly to water, to areas where surface water is present or to intertidal areas below the mean high water mark. Drift and runoff may be hazardous to plants in adjacent areas. Do not contaminate water when disposing of equipment washwaters or rinsates.

Groundwater advisory: The active ingredients in this product are known to leach through soil into groundwater under certain conditions as a result of label use. Use of this chemical in areas where soils are permeable, particularly where the water table is shallow, may result in groundwater contamination. Do not use on coarse soil classified as sand which have less than 1% organic matter.

Surface water advisory: F7214 6.6 RTS herbicide can contaminate surface water through spray drift. Under some conditions, this product may also have a high potential for runoff into surface water (primarily via dissolution in runoff water), for several to many months post-application. These include poorly draining or wet soils with readily visible slopes toward adjacent surface waters, frequently flooded areas, areas overlying extremely shallow groundwater, areas with in-field canals or ditches that drain to surface water, areas not separated from adjacent surface waters with vegetated filter strips, and areas over-lying tile drainage systems that drain to surface waters.

DIRECTIONS FOR USE

It is a violation of Federal Law to use this product in a manner inconsistent with its labeling. Observe all cautions and limitations on this label. The use of F7214 6.6 RTS Herbicide not consistent with this label may result in plant injury. Keep container closed to avoid spills and contamination.

PRODUCT INFORMATION

{Note to Reviewer: Text in brackets is optional}

F7214 6.6 RTS Herbicide selectively controls tough weeds like crabgrass, chickweed, dandelion, clover, ground ivy, purple* and yellow nutsedge (nutgrass), Kyllinga, wild onion and garlic, broadleaf plantain, purslane, wild violet, spurge, and other listed annual, biennial, and broadleaf weeds in a variety of lawns, including:

*Not for use in California

Cool Season Grasses
Tall & Fine Fescue
Kentucky Bluegrass
Rough Bluegrass
Ryegrass (perennial)

Warm Season Grasses
Common & Hybrid Bermudagrass
Zoysiagrass
Centipedegrass
Buffalograss
Seashore Paspalum

F7214 6.6 RTS Herbicide has demonstrated tolerance on both cool and warm season turfgrasses. However, not all varieties have been evaluated. Some turf varieties are more susceptible to temporary turf discoloration than others. It is recommended to treat a small area prior to treatment of larger areas.

This unique formula causes visual symptoms to develop quickly within 3 to 7 days after application. F7214 6.6 RTS Herbicide involves uptake by both weed roots and shoots. Complete kill should occur in 2-3 weeks. F7214 6.6 RTS Herbicide also controls yellow nutsedge tubers (nutlets) in the soil over time.

A postemergence application of F7214 6.6 RTS Herbicide is improved when adequate soil moisture is present at application.

STORAGE AND DISPOSAL

Pesticide Storage

Keep from freezing. Do not store below 32°F. Keep out of reach of children and animals. Store in original container only. Store in a cool, dry place, preferably in a locked storage area and avoid excess heat.

In case of spill, avoid contact, isolate area and keep out animals and unprotected persons. Confine spills. Call FMC: (800) 331-3148.

To confine spill: If liquid, dike surrounding area or absorb with sand, cat litter or commercial clay. If dry material, cover to prevent dispersal. Place damaged package in a holding container. Identify contents.

Pesticide Disposal

Pesticide wastes are acutely hazardous. Improper disposal of excess pesticide, spray mixture, or rinsate is a violation of Federal Law. If these wastes cannot be disposed of by use according to label instructions, contact your State Pesticide or Environmental Control Agency, or the Hazardous Waste representative at the nearest EPA Regional Office for guidance.

Container Handling

(For containers 5 gallons or less)

Non-refillable container. Do not reuse or refill this container. If empty: Offer for recycling, if available, or dispose of in trash. If partially filled: Call your local solid waste agency for disposal instructions. Never place unused product down any indoor or outdoor drain.

(For containers greater than 5 gallons – transportation/formulating purposes only. Containers greater than 5 gallons are not for sale or distribution to end users)

Non-refillable container. Do not reuse or refill this container. Triple rinse (or pressure rinse) as follows:

Triple Rinse as follows: Empty remaining contents into application equipment or a mix tank. Fill the container ¼ full with water. Replace and tighten closures. Tip container on its side and roll it back and forth, ensuring at least

{Note to Reviewer: Text in brackets is optional}

one complete revolution, for 30 seconds. Stand the container on its end and tip it back and forth several times. Turn the container over onto its other end and tip it back and forth several times. Empty the rinsate into application equipment or a mix tank or store rinsate for later use or disposal. Repeat this procedure two more times.

Pressure rinse as follows: Empty the remaining contents into application equipment or a mix tank and continue to drain for 10 seconds after the flow begins to drip. Hold container upside down over application equipment or a mix tank or collect rinsate for later use or disposal. Insert pressure rinsing nozzle in the side of the container, and rinse at about 40 PSI for at least 30 seconds. Drain for 10 seconds after the flow begins to drip.

Notice: To the extent consistent with applicable law, buyer assumes all risks of use, storage or handling of this product not in accordance with label directions.

[Spanish translation]

[on last page of booklet label attached to bottle, also attach the following]

[icon] Questions, Comments or Medical Information

{OPTION 1: Directions for use on Concentrate packages:}

APPLICATION INSTRUCTIONS AND PRECAUTIONS

Where to Use	{Icons may be used for any below} Lawns: Well established turfgrasses. Cool Season Grasses: Fine & Tall Fescue, Perennial Ryegrass, Kentucky & Rough Bluegrass Warm Season Grasses: Common & Hybrid Bermudagrass, Buffalograss, Centipedegrass, Seashore Paspalum, Zoysiagrass. Do not use on St. Augustinegrass.
Kills	{Icons may be used for any below} Sedges, Grasses and Broadleaf Weeds: Yellow Nutsedge, Kyllinga, Crabgrass, Foxtail, Ground Ivy, Wild Violet, Plantain, Dandelion, Clover, Dollarweed, Spurge, Woodsorrel, Knotweed, Chickweed, Curly Dock, Wild Onion, Wild Garlic, and other listed weeds.
When to Use	When weeds are small and actively growing. For best performance, apply when temperatures are [between] 55°F - 85°F.
How Much to Use	4 fl oz per 1 gallon of water per 1,000 ft ² . Spot spray weed directly until thoroughly covered. Some weeds may require repeat application. (See detailed instructions.)
Coverage	XX oz [bottle] covers up to XXXX ft ²

[icon phone] [icon computer] Questions & Comments: Call X-XXX-XXX-XXXX or visit our website at [insert website address]

HOW TO APPLY:

- Measure the entire area to be sprayed. For rectangular areas, multiply the length by width to obtain total square feet.
- Shake well before use.
- [• Remove measuring cap and fill cap according to chart below.]
- Pour into sprayer and add corresponding amount of water [according to chart below].

Amount of F7214 6.6 RTS Herbicide	Amount of Water	Coverage
[1 fl oz]	[1 Quart (32 oz)]	[250 ft ²]

{Note to Reviewer: Text in brackets is optional}

[2 fl oz]	[½ Gallon (64 oz)]	[500 ft ²]
4 fl oz	1 Gallon (128 oz)	1000 ft ²
[6 fl oz]	[1½ Gallons (192 oz)]	[1500 ft ²]
[8 fl oz]	[2 Gallons (256 oz)]	[2000 ft ²]
[X fl oz]	[X Gallons (XXX oz)]	[XXXX ft ²]

{Note to reviewer: Values for less than or greater than 1000 ft² may be added to deleted, depending on package size}

PUMP-STYLE TANK SPRAYERS

- Close sprayer tightly and pressurize with hand pump.
- For spot applications, use a coarse spray nozzle. For larger area applications, use a fan spray nozzle.
- Hold tip of wand 12 inches from target area while spraying.

DIAL-STYLE HOSE-END SPRAYERS

- Fill sprayer jar with enough product for the area to be treated. DO NOT ADD WATER.
- Close sprayer, set dial, hook to garden hose and apply.
- Pour any unused product back into the product's original container.

APPLICATION INSTRUCTIONS:

- Best weed control results will be obtained when no rainfall or irrigation occurs within 24 hours after application.
- Listed Sedges and Grassy Weeds: Spray directly on emerged weeds. F7214 6.6 RTS Herbicide is effective against newly emerged and established sedges and grassy weeds.
- Listed Broadleaf Weeds: Spray directly on newly emerged weeds.
- For best results, apply to weeds when less than 3 inches high.
- Apply in calm weather.
- Begin spraying at the farthest point of the treatment area and work backward to avoid contact with wet treated surfaces.
- Good spray coverage is needed for optimum control.
- Avoid overlap spraying.
- Avoid side to side or swinging arm motion, as it can result in uneven coverage.
- If listed weeds are not controlled by the initial application, apply a second application 4 to 6 weeks after the initial treatment.
- Water lawn with at least 0.5 inches within 7 days (but not sooner than 1 day after application) if no rainfall or irrigation occurs within 7 days after application.

APPLICATION RESTRICTIONS

Do not exceed 5.1 fl oz per 1000 ft² per application. {Note to Reviewer: 5.1 fl oz per 1000 sq ft is equal to 0.99 lb total ai/acre (0.24 lb sulfentrazone/acre and 0.75 lb quinclorac/acre)}

Keep children and pets out of the treated area until sprays have dried.

Do not spray over the top of flowers, ornamentals (including herbaceous) or garden vegetables.

Do not use on turfgrasses other than those listed on the label.

Do not use in greenhouses.

Do not graze or feed animals with treated grass clippings.

Do not apply to newly planted, plugged, or sodded turfgrass.

Do not release spray at a height greater than 30 inches above the ground.

Do not apply when wind speeds are greater than 10 mph at the application site.

APPLICATION PRECAUTIONS

{Note to Reviewer: Text in brackets is optional}

Use only on well-established non-stressed turfgrass. Applications to stressed plants (turfgrass or target weeds) may result in temporary discoloration or poor weed control. Allow turfgrass to develop good root system before applying.

If discoloration occurs, treated turfgrass will recover with new growth and discolored leaf tissue will be removed with mowing. To reduce potential for discoloration, do not apply on turfgrass that is weakened by weather, mechanical, chemical, disease or other related stress. Maintain proper cultural practices such as adequate moisture and fertility levels to promote healthy turfgrass growth.

Avoid applying when windy to prevent product drifting to other plants.

Avoid reseeding, winter overseeding or plugging lawns for at least 4 weeks after treatment.

Grass and sedge weed species controlled or suppressed by F7214 6.6 RTS Herbicide:

Common Name	Scientific Name
Barnyardgrass	(<i>Echinochloa crus-galli</i>)
Broadleaf Signalgrass	(<i>Brachiaria platyphylla</i>)
Crabgrass, Large	(<i>Digitaria sanguinalis</i>)
Crabgrass, Smooth	(<i>Digitaria ischaemum</i>)
Deergrass	(<i>Panicum cladeustum</i>)
Goosegrass	(<i>Eleusine indica</i>)
Foxtail, giant	(<i>Setaria faberi</i>)
Foxtail, green	(<i>Setaria viridis</i>)
Foxtail, yellow	(<i>Setaria glauca</i>)
Kyllinga, cocks-comb	(<i>Kyllinga squamulata</i>)
Kyllinga, green	(<i>Kyllinga brevifolia</i>)
Kyllinga, false green	(<i>Kyllinga gracillima</i>)
Kyllinga, fragrant	(<i>Kyllinga sesquiflorus</i>)
Kyllinga, tufted	(<i>Kyllinga pumila</i>)
Japanese stiltgrass	(<i>Microstegium vimineum</i>)
Junglerice	(<i>Echinochloa colona</i>)
Nutsedge, purple*	(<i>Cyperus rotundus</i>)
Nutsedge, yellow	(<i>Cyperus esculentus</i>)
Sedge, annual	(<i>Cyperus compressus</i>)
Sedge, globe	(<i>Cyperus globulosus</i>)
Sedge, cylindrical	(<i>Cyperus retrorsus</i>)
Sedge, Surinam	(<i>Cyperus surinamensis</i>)
Sedge, Texas	(<i>Cyperus polystachyos</i>)

For optimal control of Goosegrass, Junglerice, or Purple Nutsedge*, repeat treatment every 3-4 weeks.

*Not for use in California

Broadleaf weeds controlled or suppressed by F7214 6.6 RTS Herbicide:

Common Name	Scientific Name
Bedstraw, catchweed	(<i>Galium aparine</i>)
Beggarticks*	(<i>Bidens frondosa</i>)
Beggarweed, Florida	(<i>Desmodium tortuosum</i>)
Bindweed, field	(<i>Convolvulus arvensis</i>)
Bittercress	(<i>Cardamine spp.</i>)
Black medic	(<i>Medicago lupuline</i>)
Buttercups	(<i>Ranunculus spp.</i>)
Buttonweed, common [poorjoe]	(<i>Diodia teres</i>)
Carolina geranium	(<i>Geranium carolinianum</i>)
Carpetweed	(<i>Mollugo verticillata</i>)
Chickweed, common	(<i>Stellaria media</i>)
Chickweed, mouseear	(<i>Cerastium vulgatum</i>)
Cinquefoil	(<i>Potentilla spp.</i>)
Clover	(<i>Trifolium spp.</i>)
Clover, alyce	(<i>Alysicarpus ovalifolius</i>)
Clover, hop	(<i>Trifolium campestre</i>)

{Note to Reviewer: Text in brackets is optional}

Clover, red	(<i>Trifolium pretense</i>)
Clover, white	(<i>Trifolium repens</i>)
Cudweed	(<i>Gnaphalium spp.</i>)
Daisy, English	(<i>Bellis perennis</i>)
Dandelion	(<i>Taraxacum officianale</i>)
Dandelion, false	(<i>Microseris cuspidate</i>)
Dayflower, common	(<i>Commelina diffusa</i>)
Dock, Curly	(<i>Rumex crispus</i>)
Dollarweed [pennywort]	(<i>Hydrocotyle spp.</i>)
Eclipta	(<i>Eclipta prostrata</i>)
Evening primrose	(<i>Oenother biennis</i>)
Fiddleneck	(<i>Amsinckia spp.</i>)
Filaree	(<i>Erodium spp.</i>)
Filaree, redstem	(<i>Erodium cicutarium</i>)
Galinsoga	(<i>Galinsoga ciliate</i>)
Goldenrod	(<i>Solidago spp.</i>)
Ground ivy	(<i>Glechmea hederacea</i>)
Groundsel, common	(<i>Senecio vulgaris</i>)
Henbit	(<i>Lamium amplexicaule</i>)
Knawel	(<i>Scleranthus annuus</i>)
Knotweed, prostrate	(<i>Polygonum aviculare</i>)
Kochia	(<i>Kockia scoparia</i>)
Lambsquarters, common	(<i>Chenopodium album</i>)
Lawn burweed (Spurweed)	(<i>Soliva pterosperma</i>)
Lespedeza, common	(<i>Lespedeza striafa</i>)
London Rocket	(<i>Sisymbrium irio</i>)
Mallow, common	(<i>Malva neglecta</i>)
Morningglory	(<i>Ipomea spp.</i>)
Morningglory, entireleaf	(<i>Ipomoea hederacea var. integriuscula</i>)
Morningglory, ivyleaf	(<i>Ipomoea hederacea</i>)
Morningglory, palmleaf	(<i>Ipomoea wrightii</i>)
Morningglory, pitted	(<i>Ipomoea lacunose</i>)
Morningglory, tall	(<i>Ipomoea purpurea</i>)
Parsley piert	(<i>Alchemilla arvensis</i>)
Pigweed, Redroot	(<i>Amaranthus retroflexus</i>)
Pigweed, Smooth	(<i>Amaranthus hybridus</i>)
Pigweed, Tumble	(<i>Amaranthus albus</i>)
Pineapple weed	<i>Matricaria matricariodes</i>)
Plantain, Broadleaf	(<i>Plantago comanalata</i>)
Plantain, Buckhorn	(<i>Plantago lanceolata</i>)
Plantain, Narrowleaf	(<i>Plantago narowiforma</i>)
Puncturevine	(<i>Tribulus terrestris</i>)
Purslane, common	(<i>Portulaca oleracea</i>)
Pusley, Florida	(<i>Richardia scabra</i>)
Redweed	(<i>Melochia corchorifolia</i>)
Shepherd's-Purse	(<i>Capsella bursa-pastoris</i>)
Smartweed, Pennsylvania	(<i>Polygonum pensylvanicum</i>)
Sorrel, Red	(<i>Rumex acetosella</i>)
Speedwell	(<i>Veronica spp.</i>)
Speedwell, slender	(<i>Veronica filiformis</i>)
Speedwell, thymeleaf	(<i>Veronica serpyllifolia</i>)
Spurge, (annuals)	(<i>Euphorbia spp.</i>)
Spurge, prostrate	(<i>Euphorbia humistrata</i>)
Spurge, spotted	(<i>Euphorbia maculate</i>)
Star-of-Bethlehem	(<i>Ornithogalum umbellatum</i>)

{Note to Reviewer: Text in brackets is optional}

Velvetleaf	(<i>Abutilon theophrasti</i>)
Violet, wild	(<i>Viola pratincola</i>)
Violet, Johnny-Jump-Up	(<i>Viola rafeinesquii</i>)
Wild garlic	(<i>Allium vineale</i>)
Wild onion	(<i>Allium canadense</i>)
Woodsorrel, creeping	(<i>Oxalis corniculata</i>)
Woodsorrel, yellow	(<i>Oxalis stricta</i>)

*Not for use in California

Certain listed weeds may require more than one application to achieve season-long control.

{End OPTION 1}

{OPTION 2: Directions for Use on Ready-to-Spray Packages:}

APPLICATION INSTRUCTIONS AND PRECAUTIONS

Where to Use	Lawns: Well established turfgrasses. Cool Season Grasses: Fine & Tall Fescue, Perennial Ryegrass, Kentucky & Rough Bluegrass Warm Season Grasses: Common & Hybrid Bermudagrass, Buffalograss, Centipedegrass, Seashore Paspalum, Zoysiagrass. Do not use on St. Augustinegrass.
Kills	Sedges, Grasses and Broadleaf Weeds: Yellow Nutsedge, Kyllinga, Crabgrass, Foxtail, Ground Ivy, Wild Violet, Plantain, Dandelion, Clover, Dollarweed, Spurge, Woodsorrel, Knotweed, Chickweed, Curly Dock, Wild Onion, Wild Garlic, and other listed weeds.
When to Use	When weeds are small and actively growing. For best performance, apply when temperatures are [between] 55°F - 85°F.
How Much to Use	4 fl oz in one gallon treats 1000 ft ² . Spot spray weed directly until thoroughly covered. Mixes automatically as you spray. Some weeds may require repeat application. (See detailed instructions.)
Coverage	XX oz [bottle] treats XXX ft ²

HOW TO APPLY

Ready Spray Hose-End Sprayer

1. Measure the entire area to be sprayed. For rectangular areas, multiply the length by width to obtain total square feet.
2. See below for directions for the ready-to-use hose-end sprayer.
3. Spray evenly over the entire measured area.

Amount of F7214 6.6 RTS Herbicide	Provides Coverage of Area Size:
[1 fl oz]	[250 ft ²]
[2 fl oz]	[500 ft ²]
4 fl oz	1000 ft ²
[6 fl oz]	[1500 ft ²]
[8 fl oz]	[2000 ft ²]
[XX fl oz]	[XXXX ft ²]

{Note to reviewer: Values for less than or greater than 1000 ft² may be added or deleted, depending on package size}

{Note to Reviewer: Text in brackets is optional}

Connect

1. Shake well before using.
2. Connect sprayer to hose.
3. Turn on water.
4. Extend hose to farthest area of the measures area to be treated.

Spray

1. To begin spraying, point nozzle in the direction you want to spray.
2. Slide thumb activation switch forward to [ON] [MIX] position.
3. Spray evenly over measured area.

Finish

1. To STOP spraying, slide thumb activation switch backward to OFF position.
2. Turn off water.
3. Relieve water pressure by sliding thumb switch to WATER ONLY position until water slows to a drip. Then, slide switch back to OFF position.
4. Disconnect sprayer from hose.

[Hose End Sprayer Connection

1. Shake Well.
2. Make sure control lever is in the **OFF** position. Attach to hose.
3. Turn on water.]

[Spray

1. Aim towards direction of application and away from you.
2. Turn control lever to **ON** to begin spraying.
3. Spray evenly and as directed for specified type of treatment area.]

[Stop

1. When finished turn control lever to **OFF**.
2. Turn faucet **OFF**. Discharge residual water pressure by turning control lever **ON** and **OFF** again.
3. Disconnect Sprayer and Store / Discard as instructed.]

Coverage: 4 oz per 1,000 sq. ft.

APPLICATION INSTRUCTIONS:

- Best weed control results will be obtained when no rainfall or irrigation occurs within 24 hours after application.
- Listed sedges and grassy weeds: Spray directly on emerged weeds. F7214 6.6 RTS Herbicide is effective against newly emerged and established sedges and grassy weeds.
- Listed broadleaf weeds: Spray directly on newly emerged weeds.
- For best results, apply to weeds when less than 3 inches high.
- Apply in calm weather.
- Begin spraying at the farthest point of the treatment area and work backward to avoid contact with wet treated surfaces.
- Good spray coverage is needed for optimum control.
- Avoid overlap spraying.
- Avoid a side to side or swinging arm motion, as it can result in uneven coverage.
- If listed weeds are not controlled by the initial application, apply a second application 4 to 6 weeks after the initial treatment.
- Water lawn with at least 0.5 inches within 7 days (but not sooner than 1 day after application) if no rainfall or irrigation occurs within 7 days after application.

APPLICATION RESTRICTIONS

{Note to Reviewer: Text in brackets is optional}

Do not exceed 5.1 fl oz per 1000 ft² per application. {Note to Reviewer: 5.1 fl oz per 1000 sq ft is equal to 0.99 lb total ai/acre (0.24 lb sulfentrazone/acre and 0.75 lb quinclorac/acre)}

Keep children and pets out of the treated area until sprays have dried.

Do not spray over the top of flowers, ornamentals (including herbaceous) or garden vegetables.

Do not use on turfgrasses other than those listed on the label.

Do not use in greenhouses.

Do not graze or feed animals with treated grass clippings.

Do not apply to newly planted, plugged, or sodded turfgrass.

Do not release spray at a height greater than 30 inches above the ground.

Do not apply when wind speeds are greater than 10 mph at the application site.

APPLICATION PRECAUTIONS

Use only on well established non-stressed turfgrass. Applications to stressed plants (turfgrass or target weeds) may result in temporary discoloration or poor weed control. Allow turfgrass to develop good root system before applying.

If discoloration occurs, treated turfgrass will recover with new growth and discolored leaf tissue will be removed with mowing. To reduce potential for discoloration, do not apply on turfgrass that is weakened by weather, mechanical, chemical, disease or other related stress. Maintain proper cultural practices such as adequate moisture and fertility levels to promote healthy turfgrass growth.

Avoid applying when windy to prevent product drifting to other plants.

Avoid reseeding, winter overseeding, or plugging lawns for at least 4 weeks after treatment.

Grass and sedge weed species controlled or suppressed by F7214 6.6 RTS Herbicide

Common Name	Scientific Name
Barnyardgrass	<i>(Echinochloa crus-galli)</i>
Broadleaf Signalgrass	<i>(Brachiaria platyphylla)</i>
Crabgrass, Large	<i>(Digitaria sanguinalis)</i>
Crabgrass, Smooth	<i>(Digitaria ischaemum)</i>
Deergrass	<i>(Panicum clandestinum)</i>
Goosegrass	<i>(Eleusine indica)</i>
Foxtail, giant	<i>(Setaria faberi)</i>
Foxtail, green	<i>(Setaria viridis)</i>
Foxtail, yellow	<i>(Setaria glauca)</i>
Kyllinga, cocks-comb	<i>(Kyllinga squamulata)</i>
Kyllinga, green	<i>(Kyllinga brevifolia)</i>
Kyllinga, false green	<i>(Kyllinga gracillima)</i>
Kyllinga, fragrant	<i>(Kyllinga sesquiflorus)</i>
Kyllinga, tufted	<i>(Kyllinga pumila)</i>
Japanese stiltgrass	<i>(Microstegium vimineum)</i>
Junglerice	<i>(Echinochloa colona)</i>
Nutsedge, purple*	<i>(Cyperus rotundus)</i>
Nutsedge, yellow	<i>(Cyperus esculentus)</i>
Sedge, annual	<i>(Cyperus compressus)</i>
Sedge, globe	<i>(Cyperus globulosus)</i>
Sedge, cylindrical	<i>(Cyperus retrorsus)</i>
Sedge, Surinam	<i>(Cyperus surinamensis)</i>
Sedge, Texas	<i>(Cyperus polystachyos)</i>

For optimal control of Goosegrass, Junglerice, or Purple Nutsedge*, repeat treatment every 3-4 weeks.

*Not for use in California

Broadleaf weeds controlled or suppressed by F7214 6.6 RTS Herbicide:

Common Name	Scientific Name
Bedstraw, catchweed	<i>(Galium aparine)</i>
Beggarticks*	<i>(Bidens frondosa)</i>
Beggarweed, Florida	<i>(Desmodium tortuosum)</i>
Bindweed, field	<i>(Convolvulus arvensis)</i>

{Note to Reviewer: Text in brackets is optional}

Bittercress	(<i>Cardamine spp.</i>)
Black medic	(<i>Medicago lupuline</i>)
Buttercups	(<i>Ranunculus spp.</i>)
Buttonweed, common [poorjoe]	(<i>Diodia teres</i>)
Carolina geranium	(<i>Geranium carolinianum</i>)
Carpetweed	(<i>Mollugo verticillata</i>)
Chickweed, common	(<i>Stellaria media</i>)
Chickweed, mouseear	(<i>Cerastium vulgatum</i>)
Cinquefoil	(<i>Potentilla spp.</i>)
Clover	(<i>Trifolium spp.</i>)
Clover, alyce	(<i>Alysicarpus ovalifolius</i>)
Clover, hop	(<i>Trifolium campestre</i>)
Clover, red	(<i>Trifolium pretense</i>)
Clover, white	(<i>Trifolium repens</i>)
Cudweed	(<i>Gnaphalium spp.</i>)
Daisy, English	(<i>Bellis perennis</i>)
Dandelion	(<i>Taraxacum officianale</i>)
Dandelion, false	(<i>Microseris cuspidate</i>)
Dayflower, common	(<i>Commelina diffusa</i>)
Dock, Curly	(<i>Rumex crispus</i>)
Dollarweed [pennywort]	(<i>Hydrocotyle spp.</i>)
Eclipta	(<i>Eclipta prostrata</i>)
Evening primrose	(<i>Oenother biennis</i>)
Fiddleneck	(<i>Amsinckia spp.</i>)
Filaree	(<i>Erodium spp.</i>)
Filaree, redstem	(<i>Erodium cicutarium</i>)
Galinsoga	(<i>Galinsoga ciliate</i>)
Goldenrod	(<i>Solidago spp.</i>)
Ground ivy	(<i>Glechmea hederacea</i>)
Groundsel, common	(<i>Senecio vulgaris</i>)
Henbit	(<i>Lamium amplexicaule</i>)
Knawel	(<i>Scleranthus annuus</i>)
Knotweed, prostrate	(<i>Polygonum aviculare</i>)
Kochia	(<i>Kockia scoparia</i>)
Lambsquarters, common	(<i>Chenopodium album</i>)
Lawn burweed (Spurweed)	(<i>Soliva pterosperma</i>)
Lespedeza, common	(<i>Lespedeza striafa</i>)
London Rocket	(<i>Sisymbrium irio</i>)
Mallow, common	(<i>Malva neglecta</i>)
Morningglory	(<i>Ipomea spp.</i>)
Morningglory, entireleaf	(<i>Ipomoea hederacea var. integriuscula</i>)
Morningglory, ivyleaf	(<i>Ipomoea hederacea</i>)
Morningglory, palmleaf	(<i>Ipomoea wrightii</i>)
Morningglory, pitted	(<i>Ipomoea lacunose</i>)
Morningglory, tall	(<i>Ipomoea purpurea</i>)
Parsley piert	(<i>Alchemilla arvensis</i>)
Pigweed, Redroot	(<i>Amaranthus retroflexus</i>)
Pigweed, Smooth	(<i>Amaranthus hybridus</i>)
Pigweed, Tumble	(<i>Amaranthus albus</i>)
Pineapple weed	<i>Matricaria matricariodes</i>)
Plantain, Broadleaf	(<i>Plantago comanalata</i>)
Plantain, Buckhorn	(<i>Plantago lanceolata</i>)
Plantain, Narrowleaf	(<i>Plantago narowiforma</i>)
Puncturevine	(<i>Tribulus terrestris</i>)
Purslane, common	(<i>Portulaca oleracea</i>)

{Note to Reviewer: Text in brackets is optional}

Pusley, Florida	(<i>Richardia scabra</i>)
Redweed	(<i>Melochia corchorifolia</i>)
Shepherd's-Purse	(<i>Capsella bursa-pastoris</i>)
Smartweed, Pennsylvania	(<i>Polygonum pensylvanicum</i>)
Sorrel, Red	(<i>Rumex acetosella</i>)
Speedwell	(<i>Veronica spp.</i>)
Speedwell, slender	(<i>Veronica filiformis</i>)
Speedwell, thymeleaf	(<i>Veronica serpyllifolia</i>)
Spurge, (annuals)	(<i>Euphorbia spp.</i>)
Spurge, prostrate	(<i>Euphorbia humistrata</i>)
Spurge, spotted	(<i>Euphorbia maculate</i>)
Star-of-Bethlehem	(<i>Ornithogalum umbellatum</i>)
Velvetleaf	(<i>Abutilon theophrasti</i>)
Violet, wild	(<i>Viola pratincola</i>)
Violet, Johnny-Jump-Up	(<i>Viola rafeinesquii</i>)
Wild garlic	(<i>Allium vineale</i>)
Wild onion	(<i>Allium canadense</i>)
Woodsorrel, creeping	(<i>Oxalis corniculata</i>)
Woodsorrel, yellow	(<i>Oxalis stricta</i>)

*Not for use in California

Certain listed weeds may require more than one application to achieve season-long control.

{End OPTION 2}

{Note to Reviewer: Text in brackets is optional}

{Optional Marketing Claims (For use with either Option 1 or Option 2)}:

- *Kills Crabgrass, Dandelion, Ground Ivy, Yellow & Purple Nutsedge, Kyllinga and over XXX other tough weeds*
- *Selective Postemergence Control of Annual Grasses, Broadleaf weeds, and Sedges in Residential Lawns*
- *Rainfast [Rainproof] in 30 minutes [against listed weed(s)]*
- *1 quart treats [up to] [covers] 8000 sq. ft.*
- *100% Satisfaction Guaranteed* (or your money back)*
- *All-in-One Lawn Weed Killer*
- *All-in-One Weed Killer*
- *All-in-One Weed Killer for Lawns*
- *Also Kills Dandelion and Clover Plus XXX Other Listed Weeds*
- *Attach to [garden] hose and spray*
- *Consistently fast control on tough weeds like dandelion, spurge, clover, plantain, ground ivy (and various other listed weeds).*
- *Control lawn weeds plus crabgrass in your lawn with ease!*
- *Controls XXX weeds!*
- *Controls crabgrass, dandelion, chickweed, knotweed, henbit, plantain, clover, spurge and many other listed broadleaf lawn weeds*
- *Controls crabgrass, foxtail and signalgrass*
- *Controls crabgrass, yellow nutsedge, dandelion, chickweed, knotweed, henbit, plantain, clover, spurge and many other listed broadleaf lawn weeds.*
- *Controls even the tough weeds - To the Root!**
 - **Listed weeds*
- *Controls even the tough weeds ... roots and all!**
 - **Listed weeds*
- *[Double [Dual] [Two-Way] Action] - Kills Broadleaf and Crabgrass Weeds**
 - **Listed weeds*
- *Dual Action Weed Control - Kills the Plant and the Root*
- *Easy & Fast Coverage*
- *Easy to mix*
- *Easy to use*
- *Effective [Broadleaf] Weed Protection*
- *Effectively Kills Both Broadleaf and certain weed grasses*
- *Effectively Protects Lawns from Broadleaf Weeds*
- *Fast Coverage*
- *Fast Results*
- *For home lawn care*
- *Gets the Root*
- *Guaranteed* Not to Harm Lawns*
- *Guaranteed* Not to Harm Your Lawn*
- *Guaranteed* Results*
- *Ideal for Spot Treatment*
- *Kill crabgrass, yellow nutsedge & [any listed weed(s)] too!*
- *Kills [Controls] XXX broadleaf weeds.*
- *Kills [Dandelion], [Crabgrass], and [Clover], Plus [XXX] Other listed Weeds.*
- *Kills [Hard-to-Control] [Tough] Weeds*
- *Kills [insert listed weed]*
- *Kills XXX Weeds (to the root)*
- *Kills All Major Broadleaf Weeds*
- *Kills Both Broadleaf and Crabgrass Weeds*
- *Kills Both Broadleaf and Grass Weeds*
- *Kills both Crabgrass & Broadleaf weeds*
- *Kills Crabgrass & Other Weeds in Your Lawn*
- *Kills Crabgrass plus Broadleaf Weeds*


{Note to Reviewer: Text in brackets is optional}

- *Kills Even Tough Weeds roots & all*
- *Kills even tough weeds - To the Root!*
- *Kills Hard-to-Control Weeds*
- *Kills Listed Lawn Weeds Plus Crabgrass*
- *Kills Listed Lawn Weeds plus Crabgrass in One (Easy) Step*
- *Kills Listed Weeds*
- *Kills Over XXX (Lawn) Weeds (Plus Crabgrass in One Easy Step)*
- *Kills Over XXX Weeds!*
- *Kills XX+ weeds*
- *Kills (to) the root*
- *Kills the Weed, Kills the Root*
- *Kills the weeds, not the lawn*
- *Kills Weeds Fast*
- *Mixes with Water - Concentrate*
- *No messy cleanup*
- *Save Time & Energy*
- *Simple to use*
- *Starts Working Immediately*
- *Starts Working on Contact*
- *Systemic [Herbicide] [Activity]*
- *Targets Weeds*
- *Two-in-One Product that Kills Crabgrass & Broadleaf Weeds*
- *Visible Results*
- *Visible results in [less than] 24 hours*
- *Visible results in [less than] a day*
- *Visible results overnight*
- *Visible results in [XX] hours*
- *Water based [formula]*
- *Won't Harm Lawns (when used as directed)*
- *Kill Crabgrass, Clover, Plantain, Chickweed and other listed weeds and sedges*
- *Controls Listed Annual Grasses, Broadleaf Weeds and Sedges*
- *Kills Tough Weeds [like] [Nutsedge] & [Crabgrass]*
- *Kills [Nutsedge] & [Crabgrass] in Warm and Cool Season Turf Grasses*
- *Kills [Nutsedge] & [Crabgrass] in Northern and Southern Turf Grasses*
- *Kills [Nutsedge] & [Crabgrass] in Northern Turf Grasses*
- *Kills [Nutsedge] & [Crabgrass] in Cool Season Turf Grasses*
- *Kills [Nutsedge] & [Crabgrass] in Southern Turf Grasses*
- *Kills [Nutsedge] & [Crabgrass] in Warm Season Turf Grasses*
- *[Nutsedge] & [Crabgrass] Killer*
- *[Nutsedge] & [Crabgrass] Killer in Warm and Cool Season Turf Grasses*
- *[Nutsedge] & [Crabgrass] Killer in Northern and Southern Turf Grasses*
- *[Nutsedge] & [Crabgrass] Killer in Cool Season Turf Grasses*
- *[Nutsedge] & [Crabgrass] Killer in Northern Turf Grasses*
- *[Nutsedge] & [Crabgrass] Killer in Warm Season Turf Grasses*
- *[Nutsedge] & [Crabgrass] Killer in Southern Turf Grasses*
- *[Nutsedge] & [Crabgrass] Killer for broadcast application*
- *For Northern and Southern Turf Grasses*
- *For Northern Turf Grasses*
- *For Warm and Cool Season Turf Grasses*
- *For Cool Season Turf Grasses*
- *Results are visible in days*
- *Complete kill occurs in 2-3 weeks*
- *Weed is yellowed in 1-2 days*
- *Connect and Spray Applicator – No mixing required*
- *Ready to Spray – no mixing*









{Note to Reviewer: Text in brackets is optional}

- *Kills Roots, Shoots and nutlets*
- *Kills Tough Weeds, such as Purple and Yellow Nutsedge, Kyllinga, and other listed Sedges*
- *Also kills Plantain, Clover, Spurge, Woodsorrel, Knotweed, and other listed annual, biennial, and perennial broadleaf weeds*
- *Selective Herbicide for use in Northern Turf Grasses*
- *Selective Herbicide for use in Northern & Southern Turf Grasses*
- *Apply to growing and dormant grasses*
- *Uptake by both weed roots and shoots*
- *Dual action killing: Uptake by both leaves and roots*
- *Contains XXX Cartridges*
- *Kills Tough Weeds like [Nutsedge], [Crabgrass], [Dandelion], [Wild Onion], [Dollarweed]*
- *Kills purple and yellow Nutsedge*
- *[up to] 80% reduction in future weed populations**
 - **Listed weeds*
- *Activated by sunlight*
- *Great for [weed] resistance management [XXX] + Weeds Controlled*
- *More than XXX weeds controlled*
- *Over XXX weeds controlled*
- *Kills Nutsedge*
- *Nutsedge Killer*
- *[Also] Kills Dollarweed, Wild Onion, Sandbur, Annual Bluegrass*
- *Can be used to treat listed weeds in dormant Bermudagrass*
- *Kills summer and winter weeds*
- *For use on [Bermudagrass], [Zoysiagrass], [Tall Fescue], [Kentucky Bluegrass], and other listed grasses*
- *Kills [nutsedge], [chickweed], [white clover], [dandelion], [Kyllinga] and other listed weeds*
- *[32 oz] [X oz] Covers [treats] [8,000] [X,XXX] sq ft [of lawn]*

{Optional Icons for use with Option 1 or Option 2}



Questions & Comments: Call 1-800-265-0761 or visit our website at www.imageforweeds.com

Application Icon	
Sprayer operation icon	
Product Facts Icon	
Coverage	
When to use	
Disposal Icon	
People and Pet Icon	
Phone Icon	
Computer Icon	