

279-3351

11/10/2010

1/9



UNITED STATES ENVIRONMENTAL PROTECTION AGENCY  
WASHINGTON, D.C. 20460

OFFICE OF CHEMICAL SAFETY  
AND POLLUTION PREVENTION

Callista O. Chukwunehye, Ph. D.  
Product Registration  
FMC Corporation  
1735 Market Street  
Philadelphia, PA 19103

NOV 10 2010

SUBJECT: Application for Pesticide Notification (PRN 98-10)  
Request Alternate Brand Name "Dismiss South Herbicide"  
EPA Reg. No. 279-3351  
Application Dated September 26, 2008

Dear Registrant:

The Agency is in receipt of your Application for Pesticide Notification under Pesticide Registration Notice (PRN) 98-10 dated 09/26/08 for the above product(s). The Registration Division (RD) has conducted a review of this request for its applicability under PRN 98-10 and finds that the action(s) requested fall within the scope of PRN 98-10. The label submitted with the application has been stamped "Notification" and will be placed in our records.

If you have any questions, please call me directly at 703-305-5335 or Owen F. Beeder of my staff at 703-308-8899.

Sincerely,

A handwritten signature in black ink that reads "Paul J. Mastradone".

Paul J. Mastradone, Ph.D., Acting  
Notifications & Minor Formulations Team Leader  
Registration Division (7505P)  
Office of Pesticide Programs



United States  
Environmental Protection Agency  
Washington, DC 20460

<input type="checkbox"/>	Registration
<input type="checkbox"/>	Amendment
<input checked="" type="checkbox"/>	Other

OPP Identifier Number

Application for Pesticide - Section I

1. Company/Product Number FMC Corporation/279-3351	2. EPA Product Manager Ms. Joanne I. Miller	3. Proposed Classification <input checked="" type="checkbox"/> None <input type="checkbox"/> Restricted
4. Company/Product (Name) FMC Corporation/ Dismiss South Herbicide	PM# PM-23	
5. Name and Address of Applicant (Include ZIP Code) FMC Corporation 1735 Market Street Philadelphia, PA 19103 <input type="checkbox"/> Check if this is a new address	6. Expedited Review. In accordance with FIFRA Section 3(c)(3)(b)(i), my product is similar or identical in composition and labeling to: EPA Reg. No. 279-3351 Product Name F7119 Turf and IVM Herbicide	

Section - II

<input type="checkbox"/> Amendment - Explain below.	<input checked="" type="checkbox"/> Final printed labels in response to Agency letter dated <u>NOV 10 2010</u>
<input type="checkbox"/> Resubmission in response to Agency letter dated _____	<input type="checkbox"/> "Me Too" Application.
<input checked="" type="checkbox"/> Notification - Explain below.	<input type="checkbox"/> Other - Explain below.

Explanation: Use additional page(s) if necessary. (For section I and Section II.)

Notification of Alternate Brand Name per PR Notice 98-10  
This notification is consistent with the provisions of PR Notice 98-10 and EPA regulations at 40 CFR 152.46, and no other changes have been made to the labeling or the confidential statement of formula of this product. I understand that it is a violation of U.S.C. Sec.1001 to willfully make any false statement to EPA. I further understand that if this notification is not consistent with the terms of PR Notice 98-10 and 40 CFR 152.46, this product may be in violation of FIFRA and I may be subject to enforcement action and penalties under sections 12 and 14 of FIFRA.

Section - III

1. Material This Product Will Be Packaged In:				2. Type of Container	
Child-Resistant Packaging <input type="checkbox"/> Yes <input checked="" type="checkbox"/> No	Unit Packaging <input type="checkbox"/> Yes <input checked="" type="checkbox"/> No	Water Soluble Packaging <input type="checkbox"/> Yes <input checked="" type="checkbox"/> No		<input type="checkbox"/> Metal	<input checked="" type="checkbox"/> Plastic
				<input type="checkbox"/> Glass	<input type="checkbox"/> Paper
* Certification must be submitted	If "Yes" Unit Packaging wgt.	No. per container	If "Yes" Package wgt	Other (Specify) _____	
3. Location of Net Contents Information <input type="checkbox"/> Label <input checked="" type="checkbox"/> Container		4. Size(s) Retail Container		5. Location of Label Directions <input checked="" type="checkbox"/>	
5. Manner in Which Label is Affixed to Product <input checked="" type="checkbox"/> Lithograph Paper glued Stenciled			<input type="checkbox"/> Other _____		

Section - IV

1. Contact Point (Complete items directly below for identification of individual to be contacted, if necessary, to process this application.)		
Name Callista O. Chukwunenyne, PhD	Title Manager, Product Registrations	Telephone No. (Include Area Code) (215)299-6593

Certification

I certify that the statements I have made on this form and all attachments thereto are true, accurate and complete. I acknowledge that any knowingly false or misleading statement may be punishable by fine or imprisonment or both under applicable law.

6. Date Application Received (Stamped)

2. Signature	3. Title Manager, Product Registrations
4. Typed Name Callista O. Chukwunenyne, PhD	5. Date September 26, 2008

DT 441534

3/9  
279-3351

# FMC Agricultural Products

FMC Corporation  
1735 Market Street  
Philadelphia, PA 19103  
215.299.6000 Phone  
www.fmc.com

September 26, 2008

Document Processing Desk (Notification)  
Office of Pesticide Programs (7504P)  
U.S. Environmental Protection Agency  
One Potomac Yard, Room S-4900  
2777 S. Crystal Drive  
Arlington, VA 22202

Dear Ms. Miller:

Subject: Notification of Alternate Brand Name per PR Notice 98-10  
Dismiss South Herbicide (EPA Reg. Number: 279-3351)

FMC is notifying the Agency that Dismiss South Herbicide is an alternate brand name for F7119 Turf and IVM Herbicide. Enclosed is 1 copy of the label for your records.


Please do not hesitate to call me if you have any questions. My phone number is (215) 299-6592.

Sincerely,




Callista O. Chukwunenye, PhD  
Manager, Product Registrations

Enclosures:  
This letter  
EPA Form 8570-1  
1 Copy of Dismiss South Herbicide label



4/9



# Dismiss<sup>®</sup> South HERBICIDE

NOTIFICATION

NOV 10 2010

For Selective Weed Control in turf Including Residential, Commercial and institutional Lawns, Athletic Fields, Commercial Sod Farms, Golf Course Fairways and Roughs, Railroad Rights-of-Way, Highway, Roadside, Pipeline and Utility Rights-of-Way, Industrial Areas, Fence Rows and Other Non-crop Sites

For use on warm season turfgrass, excluding St. Augustine.

EPA Reg. No. 279-3351

EPA Est. XXX

<b>Active Ingredient:</b>	<b>By Wt.</b>
Sulfentrazone* .....	33.33%
Imazethapyr* .....	6.67%
<b>Other Ingredients:</b> .....	<b>60.00%</b>
<b>Total:</b>	<b>100.0%</b>

Dismiss South Herbicide contains 4 pounds of active ingredient per gallon of product (3.33 pounds a.i. of Sulfentrazone and 0.67 pounds a.i. of imazethapyr)

U.S. Patent No. XXXXXXXXXX

## KEEP OUT OF REACH OF CHILDREN CAUTION

See other panels for additional precautionary information.



FMC Corporation  
Agricultural Products Group  
1735 Market Street  
Philadelphia, PA 19103

**Net Contents:**

09-26-08

FIRST AID	
<b>If inhaled</b>	<ul style="list-style-type: none"> <li>• Move person to fresh air.</li> <li>• If person is not breathing, call 911 or an ambulance, then give artificial respiration, preferably by mouth-to-mouth, if possible.</li> <li>• Call a poison control center or doctor for further treatment advice.</li> </ul>
<b>If on skin or clothing</b>	<ul style="list-style-type: none"> <li>• Take off contaminated clothing.</li> <li>• Rinse skin immediately with plenty of water for 15-20 minutes.</li> <li>• Call a poison control center or doctor for treatment advice.</li> </ul>
<b>If in eyes</b>	<ul style="list-style-type: none"> <li>• Hold eye open and rinse slowly and gently with water for 15-20 minutes.</li> <li>• Remove contact lenses, if present, after the first 5 minutes, then continue rinsing eye.</li> <li>• Call a poison control center or doctor for treatment advice</li> </ul>
<b>If swallowed</b>	<ul style="list-style-type: none"> <li>• Call a poison control center or doctor immediately for treatment advice.</li> <li>• Do not give any liquid to the person.</li> <li>• Do not induce vomiting unless told to do so by the poison control center or doctor.</li> <li>• Do not give anything by mouth to an unconscious person.</li> </ul>
HOTLINE NUMBER	
Have the product container or label with you when calling a poison control center or doctor, or going for treatment. You may also contact 1-800-331-3148 for emergency medical treatment information.	
For Information Regarding the Use of this Product Call 1-800-321-1FMC(1362)	

### PRECAUTIONARY STATEMENTS

#### Hazards to Humans (and Domestic Animals)

##### CAUTION

Causes moderate eye irritation. Harmful if inhaled, swallowed, or absorbed through skin. Avoid breathing vapor or spray mist. Avoid contact with skin, eyes or clothing.

##### Personal Protective Equipment (PPE)

Applicators and other handlers must wear: long-sleeved shirt and long pants, waterproof gloves, and shoes plus socks.

Discard clothing and other absorbent materials that have been drenched or heavily contaminated with this product. Do not reuse them. Follow manufacturer's instructions for cleaning/maintaining PPE. If no such instructions for washables, use detergent and hot water. Keep and wash PPE separately from other laundry.

##### User Safety Recommendations:

Users should:

- Remove clothing immediately if pesticide gets inside. Then wash thoroughly and put on clean clothing.

#### Environmental Hazards

This pesticide is toxic to marine/estuarine invertebrates. Do not apply directly to water, to areas where surface water is present or to intertidal areas below the mean high water mark. Drift and runoff may be hazardous to terrestrial and aquatic plants in neighboring areas. Do not contaminate water when disposing of equipment washwaters or rinsate.

Groundwater advisory: This chemical is known to leach through soil into

groundwater under certain conditions as a result of label use. Use of this chemical in areas where soils are permeable, particularly where the water table is shallow, may result in groundwater contamination.

Do not use on coarse soils classified as sand which have less than 1% organic matter.

**Surface water advisory:** Dismiss South Herbicide can contaminate surface water through spray drift. Under some conditions, Dismiss South Herbicide may also have a high potential for runoff into surface water (primarily via dissolution in runoff water), for several to many months post-application. These include poorly draining or wet soils with readily visible slopes toward adjacent surface waters, frequently flooded areas, areas overlying extremely shallow groundwater, areas with in-field canals or ditches that drain to surface water, areas not separated from adjacent surface waters with vegetated filter strips, and areas over-lying tile drainage systems that drain to surface waters.

**DIRECTIONS FOR USE**

It is a violation of Federal Law to use this product in a manner inconsistent with its labeling.

Do not apply this product through any type of irrigation system.

Do not apply this product in a way that will contact workers or other persons, either directly or through drift. Only protected handlers may be in the area during application. For any requirements specific to your state or tribe, consult the agency responsible for pesticide regulation.

**Non-Agricultural Use Requirements**

The requirements in this box apply to uses of this product that are NOT within the scope of the Worker Protection Standard for agricultural pesticides (40 CFR Part 170). The WPS applies when this product is used to produce agricultural plants on farms, forests, nurseries, or greenhouses.

Re-entry Statement: Do not allow people (other than applicator) or pets on treatment area during application. Do not enter treatment area until spray has dried.

**STORAGE AND DISPOSAL**

Do not contaminate water, food or feed by storage or disposal.

**Pesticide Storage**

Store product in original container only, away from other pesticides, fertilizer, food or feed.

Store in a cool, dry place and avoid excess heat.

In case of spill, avoid contact, isolate area and keep out animals and unprotected persons. Confine spills. Call FMC: (800) 331-3148.

To confine spill: If liquid, dike surrounding area or absorb with sand, cat litter or commercial clay. If dry material, cover to prevent dispersal. Place damaged package in a holding container. Identify contents.

**Pesticide Disposal**

If these wastes cannot be disposed of by use according to label instructions, contact your State Pesticide or Environmental Control Agency or the Hazardous Waste representative at the nearest EPA Regional office for guidance.

**Container Disposal**

**Metal or Plastic Containers - Nonrefillable container.** Do not reuse or refill this container. Triple rinse container (or equivalent) promptly after emptying. Triple rinse as follows: (For containers greater than 5 gallons) Empty the remaining contents into application equipment or a mix tank. Fill the container 1/4 full with water. Replace and tighten closures. Tip container on its side and roll it back and forth, ensuring at least one complete revolution, for 30 seconds. Stand the container on its end and tip it back and forth several times. Empty the rinsate into application equipment or a mix tank or store rinsate for later use or disposal. Repeat this procedure two more times. (For containers 5 gallons or less) Empty the remaining contents into application equipment or a mix tank and drain for 10 seconds after the flow begins to drip. Fill the container 1/4 full with water and recap. Shake for 10 seconds. Pour rinsate into application equipment or a mix tank or store rinsate for later use or disposal. Drain for 10 seconds after the flow begins to drip. Repeat this procedure two more times.

Then offer for recycling if available, or reconditioning, or puncture and dispose of in a sanitary landfill, or by other procedures approved by state and local authorities. Do not cut or weld metal containers.

**Returnable/Refillable Containers - Refill this container with pesticide only.** Do not reuse this container for any other purpose. Cleaning the container before final disposal is the responsibility of the person disposing of the container. Cleaning before refilling is the responsibility of the refiller. To clean the container before final disposal, empty the remaining contents into application equipment or mix tank. Fill the container about 10% full with water. Agitate vigorously or recirculate water with the pump for 2 minutes. Pour or pump rinsate into application equipment or rinsate collection system. Repeat this rinsing procedure two more times.

**APPLICATION INSTRUCTIONS**

**Railroad Rights-of-Way**

Dismiss South Herbicide can be used to control many weeds and maintain bare ground on railroad rights-of-way, including railroad yards, railroad crossings and railroad bridge abutments.

**Highway, Roadside, Pipeline and Utility Rights-of-Way.**

Dismiss South Herbicide can be used to control many weeds and maintain bare ground in highway, roadside, pipeline and utility rights-of-way. Such areas would include, but are not limited to, guard rails, road shoulders, electric utility substations, pipeline pumping stations, around electric transmission towers, around distribution line poles and in other areas where complete vegetation control is desired.

**Industrial Areas, Fence Rows and Other Non-crop Sites**

Dismiss South Herbicide controls weeds and maintains bare ground in industrial areas including production facilities, tank farms, storage areas, parking areas, lumber yards, airports, military installations, along fence rows, and in similar non-crop sites where complete vegetation control is needed.

**Method and Rate of Application**

For residual control of germinating weeds in non-crop land, apply this product as a broadcast treatment at 9.5 to 14.4 fluid ounces (0.290 to 0.450 pounds active ingredient) per acre by ground in a minimum of 10 gallons of spray solution per acre. Applications may be made by helicopter on railroad rights-of-way only.

**DO NOT apply Dismiss South Herbicide to soils classified as sand with less than 1% Organic Matter.**

Use labeled rates of burndown herbicides such as glyphosate, glyphosate - trimesium, diquat, 2,4-D, dicamba, etc. as tank mixtures with Dismiss South Herbicide. Use recommended adjuvants for the herbicide tank mix partner. For all products used in tank mixes, refer to the specific product labels for all restrictions on tank mixing and observe all label precautions, instructions and rotational cropping restrictions.

Do not apply Dismiss South Herbicide at rates higher than 12 fl oz/ac in North Dakota or north of highway 210 in Minnesota.

**Timing**

For best results, apply Dismiss South Herbicide alone or in combination with other herbicides for residual control of weeds in late summer, fall, or early spring to insure adequate moisture for soil activation.

**Weeds Controlled**

This product, when applied at 9.5 to 14.4 fluid ounces per acre, will control the following weeds in non-cropland areas. Use the higher labeled rates to extend length of control. Use the higher rates on sites with fine soil textures and on sites with more than 2% organic matter.

Weeds Controlled	
Beggarweed, Florida	<i>Desmodium tortuosum</i>
Carpetweed	<i>Mollugo verticillata</i>
Chickweed, common	<i>Stellaria media</i>
Copperleaf, Hophornbeam	<i>Acalypha ostryifolia</i>
Crabgrass species	<i>Digitaria</i> spp.
Croton, tropic	<i>Croton glandulosus</i>
Daisy, American	<i>Coreopsis grandiflora</i>
Dayflower, common	<i>Commelina communis</i>
Dayflower, Virginia	<i>Commelina virginica</i>
Dock, curly	<i>Rumex crispus</i>
Fixweed	<i>Descurainia Sophia</i>
Galinsoga, hairy	<i>Galinsoga ciliata</i>
Groundcherry, clammy (seedling)	<i>Physalis heterophylla</i>
Groundcherry, cutleaf	<i>Physalis angulata</i>
Jimsonweed	<i>Datura stramonium</i>
Kochia	<i>Kochia scoparia</i>
ALS/Triazene Resistant Kochia	<i>Kochia scoparia</i>
Lambsquarter, common	<i>Chenopodium album</i>
Lettuce, wild	<i>Lactuca virosa</i>
Mallow, common	<i>Malva neglecta</i>
Milkweed, honeysuckle	<i>Ampelamus albidus</i>
Mexicanweed	<i>Caperonia castanifolia</i>
Morningglory species	<i>Ipomoea</i> spp.
Mustard species	<i>Brassica</i> spp.
Nightshade species	<i>Solanum</i> spp.
Nutsedge species	<i>Cyperus</i> spp.
Palmer amaranth	<i>Amaranthus palmeri</i>
Pigweed, smooth	<i>Amaranthus hybridus</i>
Pigweed, redroot	<i>Amaranthus retroflexus</i>
Texasweed	<i>Caperonia palustris</i>
Thistle, Russian	<i>Salsola iberica</i>
Waterhemp, tall	<i>Amaranthus tuberculatus</i>
Waterhemp, common	<i>Amaranthus rudis</i>

# Turf Use Instructions

## General Information

Dismiss South Herbicide is a selective preemergence and post emergence herbicide which controls annual grasses, broadleaf weeds and sedges in established turf areas including, but not limited to, residential, commercial and institutional lawns, athletic fields, commercial sod farms, golf course fairways and golf course roughs. To broaden the spectrum for preemergence control or suppression of annual grasses and/or broadleaf weeds, Dismiss South Herbicide may be tank mixed with an EPA registered annual grass herbicide. Observe all instructions, mixing directions, application precautions and other label information of each product when tank mixing with Dismiss South Herbicide.

Dismiss South Herbicide is formulated as a flowable (suspension concentrate) containing 4 lbs of active ingredient per gallon. The mode of action of Dismiss South Herbicide involves uptake by both weed roots and shoots. Preemergence application of Dismiss South Herbicide requires soil moisture for activation. The amount of soil moisture required for activation following application depends on existing soil moisture, organic matter content and soil texture. The most effective preemergence weed control will be obtained when Dismiss South Herbicide is activated by up to 0.5 inches of rainfall or irrigation within 7 days after application and prior to weed seed germination.

## Mixing and Application Instructions

### General handling instructions

This product may not be mixed or loaded within 50 feet of any wells (including abandoned wells and drainage wells), sink holes, perennial or intermittent streams and rivers, and natural or impounded lakes and reservoirs. This setback does not apply to properly capped or plugged abandoned wells and does not apply to impervious pad or properly diked mixing/loading areas.

Operations that involve mixing, loading, rinsing or washing of this product into or from pesticide handling or application equipment or containers within 50 feet of any well, are prohibited unless conducted on an impervious pad constructed to withstand the weight of the heaviest load that may be positioned on or moved across the pad. Such a pad shall be designed and maintained to contain any product spills or equipment leaks, container or equipment rinse or wash water, and rainwater that may fall on the pad. Surface water shall not be allowed to either flow over or from the pad, which means the pad must be self contained. The pad shall be sloped to facilitate material removal. An unroofed pad shall be of sufficient capacity to contain at a minimum 110% of the capacity of the largest pesticide container or application equipment on the pad. A pad that is covered by a roof of sufficient size to completely exclude precipitation from contact with the pad shall have a minimum containment capacity of 100% of the capacity of the largest pesticide container or application equipment on the pad. Containment capacities as described above shall be maintained at all times. The above specific minimum containment capacities do not apply to vehicles when delivering pesticide shipments to the mixing/loading site. States may have in effect additional requirements regarding wellhead setbacks and operational containment.

Product must be used in a manner which will prevent back siphoning in wells, spills or improper disposal of excess pesticide, spray mixtures or rinsates.

### SPRAY TANK PREPARATION

It is important that spray equipment is clean and free of existing pesticide deposits before using this product. Follow the spray tank clean out procedures specified on the label of product previously applied before adding Dismiss South Herbicide to the tank.

Dismiss South Herbicide is a suspension concentrate intended for dilution with water. In certain applications, liquid fertilizer may replace water as diluent.

### MIXING WITH WATER

For best results, fill spray tank with one fourth of the volume of clean water needed for the area to be treated. Start the agitation system and add Dismiss South Herbicide to the tank. Make sure Dismiss South Herbicide is thoroughly mixed before application or before adding another product to the spray tank.

### USE OF SURFACTANTS

Temporary discoloration of some turf types may result from use of surfactants or adjuvants with Dismiss South Herbicide. High temperatures and high relative humidity may increase the risk of temporary discoloration. Use of surfactants is not recommended.

### MIXING WITH LIQUID FERTILIZERS

Utilize local recommendations for sources and rates of fertilizer and refer to mixing directions on the fertilizer labels (e.g. UAN or urea solutions). Determine the compatibility of this product with the desired fluid fertilizer by mixing small proportional quantities in advance (See the "TANK MIXTURES COMPATIBILITY" section below)

### TANK MIXTURES COMPATIBILITY

Dismiss South Herbicide is believed to be compatible with most herbicides, fungicides, insecticides, growth regulators, liquid fertilizers and spray adjuvants commonly used in turf and ornamental plant management. However, when preparing a new tank mix conduct an appropriate compatibility test by mixing proportional amounts of all spray ingredients in a test vessel (jar) prior to tank mixing with other products. Shake the mixture vigorously and allow it to stand for five to ten minutes. Rapid

precipitation of the ingredients and failure to re-suspend when shaken indicates that the mixture is incompatible and should not be applied. Provided the jar test indicates the mixture to be compatible, prepare the tank mixture as follows: Fill the tank one fourth full with water. With the agitator operating, add the recommended amounts of ingredients using the following order: dry granules first, and liquid suspensions (flowables) second. As the agitation continues and the tank is filled with water add EC products third followed by the addition of water soluble products.

Read and observe mixing instructions of all tank mix partners. Also read each product's label for Directions for Use, Precautionary Statements and Restrictions and Limitations. The most restrictive labeling applies in all tank mixtures. No label dosage rate should be exceeded. Tank mixture recommendations are for use only in states where the companion products and application site are registered. In addition, certain states or geographical regions may have established dosage rate limitations. Consult your state Pesticide Control Agency for additional information regarding the maximum use rates.

Use Dismiss South Herbicide spray mixture immediately after mixing. Do not store the mixture.

### Ground Equipment

Power sprayers: Uniform and accurate spray coverage requires proper calibration and operation of spray equipment. The use of marker dyes or foams can improve application accuracy. Boom sprayers equipped with appropriate flat fan nozzles, tips and screens are ideal for broadcast applications. Power sprayers fitted with spray wand/gun may also be used for broadcast application after careful calibration by the applicator. Power sprayers fitted with spray wand/gun are suitable for spot treatments.

Hand operated sprayers: Backpack and compression sprayers are appropriate for small turfgrass areas and spot treatments. Wands fitted with a flat fan nozzle tip should be held stationary at the proper height during application. A side to side or swinging arm motion can result in uneven coverage.


Apply this product in a sufficient volume of carrier solution to provide a uniform spray distribution. Spray volumes of 20 - 175 gallons per acre (0.5 to 4.0 gal/1,000 ft<sup>2</sup>) with spray pressures adjusted to 20 - 40 psi are appropriate. Apply the higher spray volumes for dense weed populations.

### Sprayer Equipment Clean-Out

After spraying Dismiss South Herbicide and before using sprayer equipment for any other applications, the sprayer must be thoroughly cleaned using the following procedure:

1. Drain sprayer tank, hoses, and spray boom and thoroughly rinse the inside of the sprayer tank with clean water to remove sediment and residues. In addition, thoroughly flush sprayer hoses, boom, and nozzles with clean water.
2. Fill the tank 1/2 full with clean water, and add appropriate detergent or ammonia (follow manufacturer's directions for use). Fill the tank to capacity and operate the sprayer for 15 minutes to flush hoses, boom, and nozzles.
3. Drain the sprayer system. Rinse the tank with clean water and flush through the hoses, boom, and nozzles. Remove and clean spray tips and screens separately.
4. Properly dispose of all cleaning solution and rinsate in accordance with Federal, State and local regulations and guidelines.

Do not drain or flush equipment on or near desirable trees or plants. Do not contaminate any body of water including irrigation water that may be used on other plants.



# Weed Control in Turfgrasses

## Use Precautions for Turf Use

### Turfgrass Safety

This product may be used on seeded, sodded or sprigged turfgrasses that are well established. First application of this product can be made following the second mowing providing the turfgrass has developed into a uniform stand with a good root system. Turfgrass injury could result from application of this product on turfgrass that is not well established or has been weakened by stresses such as unfavorable weather conditions, disease, chemical or mechanical influences.

When applied as directed under the conditions described, the following established turfgrasses are tolerant to Dismiss South Herbicide at the recommended use rates in a range from 0.125 to 0.450 lb a.i./acre (4 to 14.4 fl. oz/acre or 0.092 to 0.331 fl. oz./1,000 sq. ft.).

Table 1. Tolerant grasses.

Grass Type*	Recommended Use Rate Single Application		
	lb ai/A	Fluid ounces per 1000 ft <sup>2</sup>	Fluid ounces per acre
<b>Cool Season Grasses</b>			
Bluegrass, Kentucky ( <i>Poa pratensis</i> ) Bluegrass, Rough* ( <i>Poa trivialis</i> ) Fescue, fine <sup>1</sup> ( <i>Festuca rubra</i> ) Fescue, tall <sup>1</sup> ( <i>Festuca arundinacea</i> ) Ryegrass, perennial ( <i>Lolium perenne</i> )	0.125 - 0.290	0.092 - 0.220	4.0 - 9.5
<b>Warm Season Grasses</b>			
Bahiagrass <sup>2</sup> ( <i>Paspalum notatum</i> ) Bermudagrass ( <i>Cynodon dactylon</i> ) & hybrids Buffalograss ( <i>Buchloe dactyloides</i> ) Carpetgrass ( <i>Axonopus affinis</i> ) Centipede ( <i>Eremochloa ophiuroides</i> ) Kikuyugrass ( <i>Pennisetum clandestinum</i> ) Seashore Paspalum ( <i>Paspalum vaginatum</i> ) St. Augustinegrass ( <i>Stenotaphrum secundatum</i> ) <sup>2</sup> Zoysiagrass ( <i>Zoysia japonica</i> ) <sup>2</sup>	0.290 - 0.450	0.220 - 0.331	9.5 - 14.4

1. Use of this product on certain cultivars of Chewings Fescue Fine Fescue or Tall Fescue cultivars may result in undesirable injury.

2. Dismiss South Herbicide application may cause temporary discoloration to exposed leaf surfaces on St. Augustinegrass and certain cultivars of zoysiagrass, bahiagrass, or rough bluegrass. Treated turfgrass will recover with new growth. Discolored leaf tissue will be removed with mowing. To reduce potential for discoloration, do not apply Dismiss South Herbicide on turfgrass that is weakened by weather, mechanical, chemical, disease or other related stress. Maintain proper cultural practices such as adequate moisture and fertility levels to promote healthy turf growth.

\*Dismiss South Herbicide has demonstrated tolerance on both cool and warm season turfgrasses. However, not all varieties have been evaluated. Turfgrass managers desiring to treat newly released varieties should first apply Dismiss South Herbicide to a small area prior to treatment of larger areas.

### Application to reseeded, overseeded or sprigged areas:

Reseeding, overseeding or sprigging of treated areas within one (1) month after application of this product could inhibit the establishment of desirable turfgrasses. Overseeding of bermudagrass with perennial ryegrass at two (2) to four (4) weeks after an application can be done if slight injury to perennial ryegrass can be tolerated.

Best results are obtained for reseeded or overseeded when mechanical or power seeding equipment (slit seeders) are used to give good seed to soil contact and proper soil cultivation, irrigation and fertilization practices are followed.

### Sod Production:

This product may be applied to established sod. Allow sod to establish a good root system, a uniform stand and to fill in the exposed edges. It is recommended that sod be established for up to three (3) months before an application of Dismiss South Herbicide. Do not apply this product within three (3) months of harvest.

### Other Use Precautions:

- Do not apply to golf course putting greens or tees.
- Do not use on turfgrasses other than those listed on this label.
- Do not apply to Turfgrasses under stress.
- Do not apply with surfactants unless previous experience has demonstrated combinations with surfactant to be physically compatible and non-injurious to the grass type in question.
- Do not graze or feed livestock forage cut from areas treated with Dismiss South Herbicide.
- Do not apply Dismiss South Herbicide North of North Dakota State Highway 13 or Minnesota State Highway 210.
- Do not apply directly to landscape ornamentals or ornamental beds.

Temporary turfgrass discoloration has been observed when Primo has been either tank-mixed or applied within 7 days of a Dismiss South Herbicide application. It is recommended that Primo applications be made 7 days prior to, or after Dismiss South Herbicide application to reduce risk of turfgrass discoloration.

# PREEMERGENCE CONTROL OF ANNUAL GRASSES, AND BROADLEAF WEED.

### Control of Summer Annual Weeds:

Apply Dismiss South Herbicide at the application rate for the turf species being managed (4 to 14.4 fluid ounces/acre or 0.092 to 0.331 fl. oz./1,000 sq. ft.) prior to weed seed germination in early spring. Applications in early spring will control or suppress the following summer annuals:

Table 2. Summer Annual Broadleaf weeds, Grasses and Sedges

Black medic	( <i>Medicago lupulina</i> )
Carpetweed	( <i>Mullugo verticillata</i> )
Common purslane	( <i>Portulaca oleracea</i> )
Pigweed, Redroot	( <i>Amaranthus retroflexus</i> )
Pigweed, Smooth	( <i>Amaranthus hybridus</i> )
Prostrate knotweed	( <i>Polygonum aviculare</i> )
Purslane, Common	( <i>Portulaca oleracea</i> )
Pusley, Florida	( <i>Richardia scabra</i> )
Spurge	( <i>Euphorbia spp.</i> )
Prostrate spurge	( <i>Euphorbia supina</i> )
Spotted spurge	( <i>Euphorbia maculata</i> )
Barnyardgrass	( <i>Echinochloa crusgalli</i> )
Crabgrass, large	( <i>Digitaria sanguinalis</i> )
Crabgrass, smooth	( <i>Digitaria ischaemum</i> )
Foxtail, green	( <i>Setaria viridis</i> )
Foxtail, yellow	( <i>Setaria glauca</i> )
Goosegrass	( <i>Eleusine indica</i> )
Kyllinga, green	( <i>Kyllinga brevifolia</i> )
Kyllinga, false green	( <i>Kyllinga gracillima</i> )
Nutsedge, purple	( <i>Cyperus rotundus</i> )
Nutsedge, yellow	( <i>Cyperus esculentus</i> )
Sedge, globe	( <i>Cyperus globulosus</i> )
Sedge, cylindrical	( <i>Cyperus retrorsus</i> )
Sedge, Surinam	( <i>Cyperus surinamensis</i> )
Sedge, Texas	( <i>Cyperus polystachyos</i> )

### Control of Winter Annual Weeds:

Apply Dismiss South Herbicide at the application rate for the turf species being managed (4 to 14.4 fluid ounces/acre or 0.092 to 0.331 fl. oz./1,000 sq. ft.) in late summer or early fall to control or suppress the weeds listed in Table 3.

Table 3. Winter Annual Weeds

Buttercups	( <i>Ranunculus spp.</i> )
Carolina geranium	( <i>Geranium carolinianum</i> )
Common chickweed	( <i>Stellaria media</i> )
Common groundsel	( <i>Senecio vulgaris</i> )
Corn Speedwell	( <i>Veronica arvensis</i> )
Hairy bittercress	( <i>Cardamine hirsuta</i> )
Henbit	( <i>Lamium amplexicaule</i> )
Johnnyjumpup violet	( <i>Viola rafinesquii</i> )
Knawel	( <i>Scleranthus annuus</i> )
Large hop clover	( <i>Trifolium campestre</i> )
Mouseear chickweed	( <i>Cerastium vulgatum</i> )
Parsley-plant	( <i>Alchemilla microcarpa</i> )
Spurweed	( <i>Soliva pterosperma</i> )
Annual bluegrass	( <i>Poa annua</i> )
Annual ryegrass	( <i>Lolium multiflorum</i> )

To broaden the spectrum for preemergence control or suppression of annual grasses and/or broadleaf weeds, Dismiss South Herbicide can be tank mixed with an EPA registered annual grass herbicide. Applications in combination with proflam, pendimethalin, dithiopyr or oxadiazon will provide broad spectrum control of the weeds listed in Table 4. Read the label recommendations of the tank mix partner to determine grass species safety, use rate and application procedures. Follow all label restrictions, use directions and precautionary statements before using these tank mixtures. Read and follow the "TANK MIXTURES COMPATIBILITY" section of this label for instructions on how to determine the compatibility of tank mixtures.

### POSTEMERGENCE CONTROL OF ANNUAL, BIENNIAL & PERENNIAL BROADLEAF WEEDS

Dismiss South Herbicide will control or suppress the weeds listed in Table 4 when applied alone shortly after weeds have emerged. Apply Dismiss South Herbicide at rates from 4 to 14.4 fl. oz/acre (0.092 to 0.331 fl. oz./1,000 sq. ft.). Do not exceed the application rate specified for the turfgrass species in Table 1. To broaden the weed spectrum and increase effectiveness for certain weeds listed in Table 4, Dismiss South Herbicide may be tank mixed with other EPA registered postemergence herbicides. Control of emerged annual grass weeds may be improved by combining Dismiss South Herbicide with Acclaim, Dimension, MSMA or Drive. Read the label recommendations of the tank mix partner to determine turfgrass species safety, use rate and application procedures. Follow all label restrictions, use directions and precautionary statements before using these tank mixtures. Read and follow the "TANK MIXTURES COMPATIBILITY" section of this label for instructions.

8/9

tions, on how to determine the compatibility of tank mixtures. When used as directed Dismiss South herbicide will control or suppress the following weeds.

**Table 4. Weeds Controlled or Suppressed by Dismiss South Herbicide**

BROADLEAVES	SCIENTIFIC NAMES
Bedstraw, catchweed	( <i>Galium aparine</i> )
Beggarweed, Florida	( <i>Desmodium tortuosum</i> )
Bittercress	( <i>Cardamine spp.</i> )
Black medic	( <i>Medicago lupulina</i> )
Buttercups	( <i>Ranunculus spp.</i> )
Carolina geranium	( <i>Geranium carolinianum</i> )
Carpenterweed	( <i>Mollugo verticillata</i> )
Chickweed, common	( <i>Stellaria media</i> )
Chickweed, mouseear	( <i>Cerastium vulgatum</i> )
Cinquefoil	( <i>Potentilla spp.</i> )
Clover	( <i>Trifolium spp.</i> )
Copperleaf	( <i>Ascalypha spp.</i> )
Cudweed	( <i>Gnaphalium spp.</i> )
Dandelion	( <i>Taraxacum officinale</i> )
Dock, Curly	( <i>Rumex crispus</i> )
Dollarweed	( <i>Hydrocotyl umbellata</i> )
Eclipta	( <i>Eclipta prostrata</i> )
Evening primrose	( <i>Oenothera biennis</i> )
Fiddleneck	( <i>Amsinckia spp.</i> )
Filaree	( <i>Erodium spp.</i> )
Galinsoga, hairy	( <i>Galinsoga ciliate</i> )
Goldenrod	( <i>Solidago spp.</i> )
Ground ivy	( <i>Glechoma hederacea</i> )
Groundsel, common	( <i>Senecio vulgaris</i> )
Henbit	( <i>Lamium amplexicaule</i> )
Knawel	( <i>Scleranthus annuus</i> )
Knotweed, prostrate	( <i>Polygonum aviculare</i> )
Kochia	( <i>Kochia scoparia</i> )
Lambsquarters, common	( <i>Chenopodium album</i> )
Lawn burweed (spurweed)	( <i>Soliva pterosperma</i> )
Lespedeza, common	( <i>Lespedeza striata</i> )
Mallow, common	( <i>Malva neglecta</i> )
Parsley piert	( <i>Alchemilla arvensis</i> )
Pigweed, Redroot	( <i>Amaranthus retroflexus</i> )
Pigweed, Smooth	( <i>Amaranthus hybridus</i> )
Pigweed, Tumble	( <i>Amaranthus albus</i> )
Pineapple weed	( <i>Matricaria matricarioides</i> )
Plantain, buckhorn	( <i>Plantago lanceolata</i> )
Puncture weed	( <i>Tribulus terrestris</i> )
Purslane, common	( <i>Portulaca oleracea</i> )
Pusley, Florida	( <i>Richardia scabra</i> )
Redweed	( <i>Melochia corchorifolia</i> )
Rocket, London	( <i>Sisymbrium irio</i> )
Shepherd's purse	( <i>Capsella bursa-pastoris</i> )
Smartweed, Pennsylvania	( <i>Polygonum pennsylvanicum</i> )
Sorrel, Red	( <i>Rumex acetosella</i> )
Speedwell	( <i>Veronica spp.</i> )
Spurge, (annuals)	( <i>Euphorbia spp.</i> )
Spurge, prostrate	( <i>Euphorbia humistrata</i> )
Spurge, spotted	( <i>Euphorbia maculata</i> )
Star of Bethlehem	( <i>Ornithogalum umbellatum</i> )
Velvetleaf	( <i>Abutilon theophrasti</i> )
Violet, wild	( <i>Viola pratensis</i> )
Violet, Johnny-jump-up	( <i>Viola rafinesquii</i> )
Wild garlic	( <i>Allium vineale</i> )
Wild onion	( <i>Allium canadense</i> )
Woodsorrel, creeping	( <i>Oxalis corniculata</i> )
Woodsorrel, yellow	( <i>Oxalis stricta</i> )

**POSTEMERGENCE CONTROL OF ANNUAL AND PERENNIAL SEDGES**

Dismiss South Herbicide will control or suppress sedges (Table 5) when applied at a rate of 4 to 14.4 fl oz/acre (0.092 to 0.331 fl. oz./1,000 sq. ft.). Apply the highest rate consistent with the rate needed for turfgrass safety in Table 1. Rates lower than 14.4 fl oz/acre (0.331 fl. oz./1,000 sq. ft.) will generally control sedges for up to 60 days. A rate of 14.4 fl oz/acre (0.331 fl oz/1,000 sq. ft.) will provide approximately 75% control for up to 60 days. Yellow nutsedge (*Cyperus esculentus*) is the most susceptible sedge species.

Good spray coverage is needed for optimum control of sedges. Temporary discoloration of some turfgrass species may result from use of surfactant. Use of surfactants is not recommended.

**Table 5. Sedge species controlled or suppressed by Dismiss South Herbicide**

Common Name	SCIENTIFIC NAMES
Kyllinga, green	( <i>Kyllinga brevifolia</i> )
Kyllinga, false green	( <i>Kyllinga gracillima</i> )
Nutsedge, purple <sup>1</sup>	( <i>Cyperus rotundus</i> )
Nutsedge, yellow	( <i>Cyperus esculentus</i> )
Sedge, globe	( <i>Cyperus globulosus</i> )
Sedge, cylindrical	( <i>Cyperus retrorsus</i> )
Sedge, Surinam	( <i>Cyperus surinamensis</i> )
Sedge, Texas	( <i>Cyperus polystachyos</i> )

<sup>1</sup> PURPLE NUTSEDGE: For optimum control of purple nutsedge, split applications may be required (Table 6). Apply 4-9.5 ounces per acre as an initial application followed by a second application when evidence of actively growing purple nutsedge is visible. Do not exceed the maximum rate per acre based on turfgrass variety listed in Table 1; Tolerant grasses.

**Table 6**

Split Application Rate Options		
Grass Type	Option 1 (fluid ounces/acre)	Option 2 (fluid ounces/acre)
Cool Season Grasses excluding Bentgrass (see Table 1)	4 oz followed by 4 oz 35 DAIT	6 oz followed by 2 oz 35 DAIT
Warm Season Grasses (see Table 1)	9.5 oz followed by 4.9 oz 35 DAIT	7.2 oz followed by 7.2 oz 35 DAIT

DAIT = Days After Initial Treatment

**POSTEMERGENCE CONTROL OF GRASSY WEEDS**

Dismiss South Herbicide will control or suppress specific annual grasses (Table 7) when applied at a rate of 4 to 14.4 fl oz/acre (0.092 to 0.331 fl. oz./1,000 sq. ft.). Apply the highest rate consistent with the rate needed for turfgrass tolerance in Table 1. Rates lower than 14.4 fl oz/acre (0.331 fl. oz./1,000 sq. ft.) will generally control grasses for up to 60 days. Dismiss South Herbicide works best if applied when the annual grasses are small (pre tiller stage) and actively growing.

Good spray coverage is needed for optimum control of grasses. Temporary discoloration of some turfgrass species may result from use of surfactant. Use of surfactants is not recommended.

**Table 7. Grassy Weeds**

Common Name	Scientific Name
Annual Bluegrass	<i>Poa Annua</i>
Crabgrass	<i>Digitaria sp.</i>
Dallisgrass	<i>Paspalum dilatatum</i>
Goosegrass	<i>Elyusine indica</i>
Sandbur	<i>Cenchrus sp.</i>

**Conditions of Sale and Limitation of Warranty and Liability:**

**NOTICE:** Read the entire Directions for Use and Conditions of Sale and Limitation of Warranty and Liability before buying or using this product. If the terms are not acceptable, return the product at once, unopened, and the purchase price will be refunded.

The Directions for Use of this product must be followed carefully. It is impossible to eliminate all risks inherently associated with the use of this product. Crop injury, ineffectiveness, or other unintended consequences may result because of such factors as manner of use or application, weather or crop conditions beyond the control of FMC or Seller. All such risks shall be assumed by Buyer and User, and Buyer and User agree to hold FMC and Seller harmless for any claims relating to such factors.

Seller warrants that this product conforms to the chemical description on the label and is reasonably fit for the purposes stated on the Directions for Use when used in accordance with the directions under normal conditions of use. TO THE EXTENT CONSISTENT WITH APPLICABLE LAW, FMC MAKES NO WARRANTIES OF MERCHANTABILITY OR OF FITNESS FOR A PARTICULAR PURPOSE, NOR ANY OTHER EXPRESS OR IMPLIED WARRANTIES WITH RESPECT TO THE SELECTION, PURCHASE, OR USE OF THIS PRODUCT. Any warranties, express or implied, having been made are inapplicable if this product has been used contrary to label instructions, or under abnormal conditions, or under conditions not reasonably foreseeable to (or beyond the control of) seller or FMC, and buyer assumes the risk of any such use.

To the extent consistent with applicable law, FMC or seller shall not be liable for any incidental, consequential or special damages resulting from the use or handling of this product. TO THE EXTENT CONSISTENT WITH APPLICABLE LAW, THE EXCLUSIVE REMEDY OF THE USER OR BUYER, AND THE EXCLUSIVE LIABILITY OF FMC AND SELLER FOR ANY AND ALL CLAIMS, LOSSES, INJURIES OR DAMAGES (INCLUDING CLAIMS BASED ON BREACH OF WARRANTY, CONTRACT, NEGLIGENCE, TORT, STRICT LIABILITY OR OTHERWISE) RESULTING FROM THE USE OR HANDLING OF THIS PRODUCT, SHALL BE THE RETURN OF THE PURCHASE PRICE OF THE PRODUCT OR, AT THE ELECTION OF FMC OR SELLER, THE REPLACEMENT OF THE PRODUCT.



