



OFFICE OF CHEMICAL SAFETY AND POLLUTION PREVENTION

WASHINGTON, D.C. 20460

March 12, 2024

Catherine Rice
Product Registration Manager
FMC Corporation
2929 Walnut Street
Philadelphia, PA 19104

Subject: Notification per PRN 98-10 – Add graphics
Product Name: F6578 EW Insecticide
EPA Registration Number: 279-3349
Application Date: March 4, 2024
Case Number: 502338

Dear Catherine Rice:

The Agency is in receipt of your Application for Pesticide Notification under Pesticide Registration Notice (PRN) 98-10 for the above referenced product. The Registration Division (RD) has conducted a review of this request for its applicability under PRN 98-10 and finds that the action requested falls within the scope of PRN 98-10.

The label submitted with the application has been stamped “NOTIFICATION” and placed in our records. *[delete sentence if not stamping label]*

Should you wish to add/retain a reference to the company’s website on your label, then please be aware that the website becomes labeling under the Federal Insecticide, Fungicide, and Rodenticide Act (FIFRA) and is subject to review by the Agency. If the website is false or misleading, the product would be misbranded and unlawful to sell or distribute under FIFRA section 12(a)(1)(E). 40 CFR 156.10(a)(5) lists examples of statements EPA may consider false or misleading. In addition, regardless of whether a website is referenced on your product’s label, claims made on the website may not substantially differ from those claims approved through the registration process. Therefore, should the Agency find or if it is brought to our attention that a website contains false or misleading statements or claims substantially differing from the EPA approved registration, the website will be referred to the EPA’s Office of Enforcement and Compliance.

If you have any questions, please contact Rebecca Lasko at 202-565-2469 or at lasko.rebecca@epa.gov.

Sincerely,

 for

Scott Campbell, Product Manager 3
Invertebrate & Vertebrate Branch 1
Registration Division (7505T)
Office of Pesticide Programs

F6578 EW Insecticide

For Residential Indoor and Outdoor Uses, [including Lawns, Home Perimeter, Home Vegetable Gardens, Ornamental & Flower Gardens.]

[For Home Fruit & Vegetable Gardens, Ornamental & Flower Gardens, Lawns, and Perimeters][Indoors][Around the Home]]

EPA Reg. No. 279-3349 EPA Est. 279-xx-XX

NOTIFICATION

279-3349

The applicant has certified that no changes, other than those reported to the Agency have been made to the labeling. The Agency acknowledges this notification by letter dated:

03/12/2024

Active Ingredient:	By Wt.
Zeta-Cypermethrin*	0.04%
Other Ingredients:	99.96%
	100.00%

(* F6578 EW contains 0.003 pounds active ingredient per gallon.)

* Cis/trans ratio: Max. 75% (±) cis and min. 25% (±) trans

KEEP OUT OF REACH OF CHILDREN

FIRST AID	
If swallowed	<ul style="list-style-type: none"> • Call poison control center or doctor immediately for treatment advice. • Have person sip a glass of water if able to swallow. • Do not induce vomiting unless told to do so by the poison control center or doctor. • Do not give anything by mouth to an unconscious person.
If in eyes	<ul style="list-style-type: none"> • Hold eye open and rinse slowly and gently with water for 15-20 minutes. • Remove contact lenses, if present, after the first 5 minutes, then continue rinsing eye. • Call a poison control center or doctor for treatment advice.
HOTLINE NUMBER	
Have the product container or label with you when calling a poison control center or doctor, or going for treatment. You may also contact 1-(800)-331-3148 for Emergency Assistance.	
NOTE TO PHYSICIAN	
Skin contact (vapor or powder) may be followed by transient tingling or numbness, usually of the face, but this subsides without treatment. This product is a pyrethroid. If large amounts have been ingested, the stomach and intestines should be evacuated. Treatment is symptomatic and supportive	
For Information Regarding the Use of this Product Call 1-800-321-1FMC (1362).	

Table of Contents	
I. Optional Marketing Claims	Pages 4 – 8
II. Optional Sprayer Information	Pages 9- 10
III. Home and Garden Section	Pages 11-18
IV. Multi-Use Section	Pages 19-24
IV. Indoor Section	Pages 25-28
VI. Pest List	Pages 29-34
VII. Optional Refill/Reuse Directions	Pages 35 -36
VIII. Glossary of Icons	Pages 36 - 37

[Sold by:]



FMC Corporation
2929 Walnut Street
Philadelphia PA 19104

PRECAUTIONARY STATEMENTS

ENVIRONMENTAL HAZARDS

This pesticide is extremely toxic to fish, aquatic invertebrates, oysters and shrimp. To protect the environment, do not allow pesticide to enter or run off into storm drains, drainage ditches, gutters or surface waters. Applying this product in calm weather when rain is not predicted for the next 24 hours will help to ensure that wind or rain does not blow or wash pesticide off the treatment area. Rinsing application equipment over the treated area will help avoid run off to water bodies or drainage systems. Care should be used when spraying to avoid fish and reptiles in/around ornamental ponds. This product is highly toxic to bees exposed to direct treatment or residues on blooming crops or weeds. Do not apply this product or allow it to drift to blooming crops or weeds if bees are foraging the treatment area.

DIRECTIONS FOR USE

It is a violation of Federal law to use this product in a manner inconsistent with its labeling.

[(SHAKE WELL BEFORE USING)]

[Open for Precautionary Statements, First Aid and Complete Directions for Use]

[\[See Inside Back Booklet for Precautionary Statements, First Aid and Complete Directions for Use\]](#)

USE RESTRICTIONS

Do not treat pets with this product.

Do not apply this product in a way that will contact adults, children, or pets, either directly or through drift.

Do not allow adults, children, or pets to enter the treated area until sprays have dried.

Remove pets, birds, and cover fish aquariums before spraying.

Avoid contamination of food and feedstuffs. Remove or cover exposed food and drinking water before application.

Do not use in food handling establishments in which food is held, processed, prepared, and/or served. *[Note to reviewer: this restriction will be excluded only when indoor use option is not included]* When used in the home, remove or cover dishes, utensils, food processing equipment, and food preparation surfaces or wash them before use.]

Do not apply directly to animals.

Do not use in aircraft.

[FOR OUTDOOR USES]

All outdoor applications must be limited to spot or crack-and-crevice treatments only, except for the following permitted uses:

- Treatment to soil or vegetation around structures;
- Applications to lawns, turf, and other vegetation;
- Applications to building foundations, up to a maximum height of 2 feet.

Other than applications to building foundations, all outdoor applications to impervious surfaces including sidewalks, driveways, patios, porches and structural surfaces (including windows, doors, and eaves) are limited to spot and crack-and-crevice applications, only.

Do not water the treated area to the point of run-off.

Do not make applications during rain.

Application is prohibited directly into sewers or drains, or to any area like a gutter where drainage to sewers, storm drains, water bodies, or aquatic habitat can occur. Do not allow this product to enter any drain during or after application.

NOTE: The application of this product to vinyl and aluminum siding (particularly lightly colored, aged, weathered or otherwise damaged) may result in staining, bleaching or discoloration. Factors including extreme heat and direct sunlight can promote damage. Before applying this product to vinyl or aluminum siding, treat a small area and evaluate 30 minutes later to allow any potential staining to occur. Regardless of the test results, do not apply to vinyl or aluminum siding while exposed to direct sunlight or during the heat of the day.

[IMPORTANT – Directions for] Storage and Disposal

Pesticide Storage: Store in original container in a cool dry area away from heat or open flame and in an area inaccessible to children and pets. Keep from freezing.

For Containers with Refill Instructions:

PESTICIDE DISPOSAL AND CONTAINER HANDLING: Nonrefillable container. Do not reuse or refill this container unless the directions for use allow a different concentrated or ready-to-use product to be diluted in or poured directly into the container. Reuse or refill this container according to the directions contained in the HOW TO REFILL section. **If empty:** Place in trash or offer for recycling if available. **If partly filled:** Call your local solid waste agency for disposal instructions. Never place unused product down any indoor or outdoor drain.

For Containers without Refill Instructions:

PESTICIDE DISPOSAL AND CONTAINER HANDLING: Nonrefillable container. Do not reuse or refill this container. **If empty:** Place in trash or offer for recycling if available. **If partly filled:** Call your local solid waste agency for disposal instructions. Never place unused product down any indoor or outdoor drain.

[If you have a medical emergency, need consultation on diagnosis, therapy and analysis please call (800) 420-9347]

[If you have questions relating to product use or application, please call (866) 945-5033]

[If you have a product spill or transportation emergency call (800) 424-9300]

[For Consumer Refund: TechPac, LLC PO Box 95437 Palatine, IL 60095-0437]

Conditions of Sale and Limitation of Warranty and Liability:

NOTICE: Read the entire Directions for Use and Conditions of Sale and Limitation of Warranty and Liability before buying or using this product. If the terms are not acceptable, return the product at once, unopened, and the purchase price will be refunded.

The Directions for Use of this product must be followed carefully. It is impossible to eliminate all risks inherently associated with the use of this product. Crop injury, ineffectiveness, or other unintended consequences may result because of such factors as manner of use or application, weather or crop conditions beyond the control of FMC or Seller. To the extent consistent with applicable law, all such risks shall be assumed by Buyer and User, and Buyer and User agree to hold FMC and Seller harmless for any claims relating to such factors.

Seller warrants that this product conforms to the chemical description on the label and is reasonably fit for the purposes stated on the Directions for Use when used in accordance with the directions under normal conditions of use. EXCEPT AS WARRANTED BY THIS LABEL, FMC MAKES NO WARRANTIES OF MERCHANTABILITY OR OF FITNESS FOR A PARTICULAR PURPOSE, NOR ANY OTHER EXPRESS OR IMPLIED WARRANTIES WITH RESPECT TO THE SELECTION, PURCHASE, OR USE OF THIS PRODUCT. Any warranties, express or implied, having been made are inapplicable if this product has been used contrary to label instructions, or under abnormal conditions, or under conditions not reasonably foreseeable to (or beyond the control of) seller or FMC, and buyer assumes the risk of any such use.

To the extent consistent with applicable law FMC or seller shall not be liable for any incidental, consequential or special damages resulting from the use or handling of this product. TO THE EXTENT CONSISTENT WITH APPLICABLE LAW, THE EXCLUSIVE REMEDY OF THE USER OR BUYER, AND THE EXCLUSIVE LIABILITY OF FMC AND SELLER FOR ANY AND ALL CLAIMS, LOSSES, INJURIES OR DAMAGES (INCLUDING CLAIMS BASED ON BREACH OF WARRANTY, CONTRACT, NEGLIGENCE, TORT, STRICT LIABILITY OR OTHERWISE) RESULTING FROM THE USE OR HANDLING OF THIS PRODUCT, SHALL BE THE RETURN OF THE PURCHASE PRICE OF THE PRODUCT OR, AT THE ELECTION OF FMC OR SELLER, THE REPLACEMENT OF THE PRODUCT.

This Conditions of Sale and Limitation of Warranty and Liability may not be amended by any oral or written agreement.

I. Optional Marketing Claims

[alternate language]
{optional language}

RTU General Claims

Ready to Use

{Patented} Comfort Grip™ Battery Operated [Powered] Sprayer

Batteries Included

Convenient Ready to use liquid spray

Simply point & spray

{No Measuring} No Mixing, No Pumping. {And Best of all} No {More} Hand Fatigue.

Re-usable Sprayer

Refillable Container

Refill Concentrate Included – Makes 1 gallon Ready-to-Use Solution.

{USE: Indoors as a spot treatment and outdoors as a perimeter treatment to prevent future infestations}

Plus it's incredibly easy to apply thanks to its patented comfort grip battery operated [powered] sprayer. Simply point and spray — NO Mixing, NO Pumping and Best of All NO Hand fatigue. [when packaged accordingly]

Non-Staining

Kills Ants Outside, So They Can't Come Inside!

Kills Carpenter Ants and other listed {ant} species {by Contact!}

Kills by Contact

Kills listed Home Invading Insects [pests] [ants]

Advanced Killing Action

{KILLS: Ants, Roaches, Spiders and Other Home Invading Pests as listed.}

Insect Killer

Powered by Zeta {Zeta-C}!

Formula {insecticide} provides [same day] control

Kills by Contact. Starts acting within Minutes*. *except ticks

Visible activity within Minutes*. *except ticks

Works in Minutes*. *except ticks

Advanced Killing Action starts within minutes*. *except ticks

Kills [insert listed insect] within minutes!*. *except fleas and ticks

kills over 100 [500] insects!* *as listed

Fast Acting within minutes!*. *except fleas and ticks

Visible results [in minutes]

Kills by contact

Up to 3 Month Control of [listed insect]! {NOTE the listed insect may not be fire ants
fleas, ticks, or
mosquitoes}

Up to 12 [weeks] [3] [months] control of nuisance pests [listed insect]! {NOTE the listed insect may not be fire
ants, fleas, ticks, or mosquitoes}

Kills fast and [lasts][protects] up to 12 weeks [3] [months]*. *except fire ants, fleas, ticks, and mosquitoes

Keeps protecting up to 12 weeks [3] [months]*. *except fire ants, fleas, ticks, and mosquitoes

One application – up to 12 weeks [3] [months]* control. *except fire ants, fleas, ticks, and mosquitoes

Kills by Contact [and keeps killing {protecting}] {up to} 12 weeks [3] [months]*. *except fire ants, fleas, ticks,
and mosquitoes

Lasts {up to} 12 weeks [3] [months]*. *except fire ants, fleas, ticks, and mosquitoes

Up to 12 weeks [3] month control {protection}*. *except fire ants, fleas, ticks, and mosquitoes

Earlier reapplication may be required in areas of high infestation

Got [insert listed pest], use [insert Brand Name here] [!]

Got [household][insert listed pest], use [insert Brand Name here][!]

Kills over 1 [500] listed common household insects [bugs] [indoors][and][outdoors][inside and out]

Kills over 1 [500] [listed] pests* & prevents new infestations** [*as listed] **except fleas, ticks, and mosquitoes

Kills [over 1.....[500]] [annoying][damaging] listed insects [and prevents new infestations] [for up to 12 weeks [3] [months]]*. *except fleas and ticks {NOTE: if bracketed portion is not used, the exclusion is not needed}

Kills [annoying][damaging] listed insects [and prevents new infestations*] *except fleas, ticks, and mosquitoes {NOTE: if bracketed portion is not used, the exclusion is not needed}

Kills listed common household [ants][roaches][insects][bugs]

Kills Ants, Roaches, Spiders and Other Home Invading Pests as listed

Kills Carpenter Ants and other listed [ant][roaches][insect][bug] species {by Contact!}

Kills by contact and keeps killing up to 3 months* *except fleas and ticks

Kills stink bugs

[Kills] Controls hard to kill [tough] [insects] [pests] [plus fire ants] as listed

Kills blacklegged, lone star, and brown dog ticks, mosquitoes and other listed invading [pests][insects]

Kills blacklegged, lone star, and brown dog ticks and mosquitoes

Kill [annoying] [damaging] [insects*] [pests*] and reclaim your [lawn][home] [today!] *as listed

Kills blacklegged ticks that may transmit Lyme Disease and brown dog ticks.

Kills mosquitoes [including mosquitoes] that may transmit [West Nile Virus] [Zika Virus] and [Chikungunya Virus]

Attack mosquitoes before they attack you [with F6578 EW Insecticide]

Kills [insert listed insect]

Kills [insert listed insect] and other listed pests [insects]

Kills [ants] [beetles] [chinch bugs] and other listed pests [insects]

Indoor Claims

Keeps Killing Ants* {for} up to 9 months {indoors} *except Fire, Pharaoh and Harvester Ants

Provides up to three [3] months [ant][and][roach] Control {indoors}

Reclaim your home [indoors][today] from [annoying][destroying][ants][roaches][insects*][bugs*][!] *as listed

Kills listed Home Invading Insects [pests] [ants]

Kills over 100..... [350] listed pests [indoors].

Keeps Bugs Out!

F6578 EW RTU is a convenient [liquid] spray that protects your home from listed invading insects — kills ants by contact and keeps killing [ants][inside] for up to 3 months.

F6578 EW RTU is a convenient [liquid] spray that protects your home from listed invading insects — kills ants* by contact and keeps killing [ants][inside] for up to 9 months. *except Fire, Pharaoh and Harvester Ants

{KILLS: Ants, Roaches, Spiders and Other Home Invading Pests as listed.}

{USE: Indoors as a spot treatment}

Outdoor

Can be used as an outdoor barrier treatment* *except fleas, ticks, and mosquitoes

Creates a pest [insect] [bug] barrier* *except fleas, ticks, and mosquitoes

Kills [insert listed insect] outside so they can't come inside!

Kills invading insects that may enter from neighboring [homes/units].

For outdoor use

Protects your lawn for up to 4 weeks [3 months]! *except fleas, ticks, and mosquitoes {NOTE: if bracketed portion is not used, the exclusion is not needed}

Use on [lawns] [and gardens] [Outdoor Surfaces][plants] [vegetables][fruit][flowers][trees] [Shrubs]

[Home Perimeter][Lawns][shrubs][ornamentals][decks][home siding][patio][driveway][ornamentals]

Tough on [insert listed insects], gentle on [your] lawn* [or garden] [plants] [shrubs] [vegetables] [fruits] [edibles] [flowers][trees][ornamentals][home][concrete surfaces] [brick] [patio] [wood] [siding] [deck] *when used as directed

Won't harm [your] lawn* [or garden] [plants] [shrubs] [vegetables] [fruits] [edibles]

[flowers][trees][ornamentals][home][concrete surfaces][brick][patio][wood][siding][deck] *when used as directed

Kills lawn [and garden] [invading] pests {insects} [including] [ants] [aphids] [armyworms] [beetles] [cutworms] [fruit flies] [Japanese beetles] [chinch bugs] [caterpillars] [sod worms] [squash bugs] [white flies] and other listed pests {insects}

Kills [ants] [beetles] [Japanese beetles] [chinch bugs] [caterpillars] [sod worms] [white flies] and other listed pests {insects}

Control {Kills} lawn {invading} damaging insects {pests}[plus fire ants] as listed

Protects lawn from common pests {insects} as listed

Stops {prevents} lawn damage [from insects {pests}] as listed

[simple] [easy] one [step] [application] lawn protection

Kills listed nuisance pests outdoors [and on your lawn] [before they can come inside]

Reclaim your lawn [outdoors] [garden] [today] from [annoying] [damaging] [insects*] [bugs*] [pests*]
*as listed

Kill [annoying] [damaging] listed [insects] [pests] and reclaim your lawn [garden] [today!]

Don't let insects* {bugs*} feed on your lawn another day. *as listed

Kills Fire Ants by Contact. [and keeps killing for [4] weeks]].

Kills colony in 24 hrs. Starts killing Fire Ants Immediately.

Kills [a wide range of listed crawling and flying] listed wood-infesting pests

Protects your home, deck and other wood structures from listed wood-destroying insects

[Reliable] Protection from [wood-destroying/wood-damaging] [insects/pests]

Kills listed Wood-Destroying Insects [by Contact]

Home foundation treatment

Kills termites, carpenter ants, carpenter bees, wood boring beetles and more*

*listed insects

Kills listed wood-destroying insects outside, so they can't come inside

Kills listed termites & carpenter ants outside, so they can't come inside

Treat for [Lawns][Home Perimeter Treatment][Outdoor Surfaces][shrubs][ornamentals][decks][home siding][patio][driveway]

Kills [listed pests] outside, so they can't come inside

Kills [damaging][harmful] [listed pests] [within minutes*]. *except ticks

Kills [damaging][harmful] [listed pests]

Protect your home from listed [wood destroying insects][termites & carpenter ants]

Protects edibles from insect damage

Keeps protecting up to [2 weeks] [one day] before harvest*

Will not harm plants* [or blooms*] *when used as directed

[Developed] for use on edibles [and flowers]

[Specially] formulated for [use on more than 100 types of] fruits and vegetables

Kills Japanese Beetles, Aphids, hornworms and other listed pests [up to one day before harvest*]

*for listed fruit and vegetable plants

Specially formulated for use on more than 100 types of fruits and vegetables

Reclaim your lawn [garden] [outdoors] [today] from listed [annoying] [damaging] [insects] [bugs] [pests]

Kill listed [annoying] [damaging] [insects] [pests] and reclaim your lawn [garden] [today!]

Don't let insects {bugs} feed on your lawn [garden] another day.

Reclaim your garden!

Use until one day before harvest

Tough on [listed insect], gentle on [shrubs*] [vegetables*] [gardens*] *when used as directed

Home and Garden Claims

General

Trusted Brand since [insert year]

Established Brand since [insert year]

Est. [insert year]

Trusted brand for over 50 years

[For][Use][On] vegetables, fruits & ornamentals

For ornamental insects* *as listed

For outdoor residential use only

Home & Garden insecticide

Use for lawns

[Also] for use on [lawns][listed sites][nut trees][herbs]

Broad spectrum insect control

Protect your backyard from listed [nuisance] pests

Free your backyard from listed pests [today]

Protect your container garden from [listed pests][insert listed pest]
Protect your [roses][flowers] from listed [damaging][harmful] pests.
Not harmful to grasses* *when used as directed
Won't harm [your] [plants*,] [blooms*,] [or] [lawn*] *when used as directed
Kills [insert listed pests]
Kills listed chewing and sucking [insects][bugs]
Kills listed Leaf Eating [Insects][Bugs]
Non-penetrating
Non-systemic
Kills Japanese Beetles
Kills over 100...[500] listed Insect Pests:
 Over 75 Different insects on Vegetable Crops
 Over 50 Different Insects on Fruit Crops
 Over 50 Different Insects on Trees, Ornamentals, Shrubs, Flowers
Got [insert listed pest here]? Get [insert brand name]!
Bug Killer
Plant A Love for Gardening

Edibles

Protects over 200 listed fruits and vegetables
For use on [vegetables][fruits][nut trees][herbs]
Protects [your] fruits and vegetables [from][against] listed insects
Protects lawns, flowers, trees, and shrubs against listed insects
Tough on [insert listed pest], gentle* on [insert listed site] *when used as directed
Kills over 100...[500] listed pests
Provides same day control
 Protects your lawn and garden for up to 4 weeks [3 months]* *except fire ants, fleas, ticks, and mosquitoes
 {NOTE: if bracketed portion is not used, the exclusion is not needed}
Kills [vegetable] [fruit] insects by contact
Reclaim your [lawn] [garden] [yard] [backyard] [today]
For use [on] [vegetables] [fruits] [in gardens]
Ideal for [outdoor] container gardening
Great for [veggie][vegetable][fruit][and][herb]gardens
For listed vegetable insects
Keeping your vegetable garden and lawn free of listed pests has never been easier
Can be used up to 1 day before harvesting for [tomatoes] [peppers] [bell peppers] [carrots]
 [cucumbers] [squash] [blackberries]
Protect your [garden][insert labeled site][veggies][listed vegetable][listed fruit][listed edible] with
 [insert brand name]!
Growing [insert listed site]? Protect them [from] [insert listed pest] with [insert brand name]!
Grow your own [fruits] [and] [vegetables] – protect them with [insert brand name]!
Protect your [insert listed site] with [insert brand name]!

General Marketing Claims and Directions

[Bug Killer]
Hate The Bugs. Love The Garden. Get [insert brand name]!
Got [insert listed pest here]? Get [insert brand name]!
Kills over 50... [500] insects!

People and pets can only [re-enter] [return to] the lawn once product has been watered in and allowed to dry
People and pets can only [re-enter] [return to] the lawn once product [is dry] [has dried].
People and pets must wait until product has been watered in and allowed to dry before [re-entering] [returning to] the lawn
People and pets must wait until the product [is dry] [has dried] before [re-entering] [returning to] to the lawn
Wait until product [is dry] [has dried] before returning to the lawn
Allow product to dry completely before people and pets [re-enter] [return to] the lawn
People and pets may re-enter treated area after spray dries

Ease of Use

Easy to use
Easy to Apply

Water based Formula.
Guaranteed results[*] [*]or your money back
Guaranteed to work[*] [*]or your money back
[No][Low] odor
Odorless
[Non-staining][No odor][Odorless]formula
Non-staining
Shake Well and Spray
This product is [ready] [to use] [and] [easy] to use]
Simply shake [well] and spray
Pump and Spray
Peel Sticker to Access Spray Wand

Sprayer Applicator Claims:

Battery [Operated] [Powered] Sprayer
Power Sprayer
[Reusable][Power] Sprayer [sprays up to 15 ft]
Easy to apply with the [battery operated] [powered] sprayer
Simply point and spray
No mixing, No pumping, No Hand Fatigue
Continuous Spray
Non-aerosol [spray]
Spray[s] at any angle

Size Value Claims:

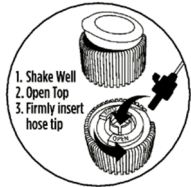
[X fl.oz.] Value Size!
Now [X] fl.oz.! {NOTE; Claim only valid 6 months from when packaging size has been modified}
Value Size!
[X]% More [Free]!
[Retailer Name] Exclusive Value Size!
Bonus Size [X]% More [Free]!
Special Value! X% More* (*X% more than X lb/oz [bottle])
Club Size!
Club Pack!

Additional Claims for refillable packaging:

Refill Bottle [Included]
F6578 EW RTU Kit!
F6578 EW RTU Combo Pack!
F6578 EW RTU Value Pack!
F6578 EW RTU + Refill Kit!
F6578 EW RTU + Refill Combo Pack!
F6578 EW RTU + Refill Value Pack!
Reusable sprayer
REFILLABLE!
Empty [Brand name] bottle can be reused by refilling it with the [Brand name] Concentrate refill Bottle. Follow instructions in the Reuse and Refill section when using the [Brand name] empty RTU bottle.

II. Optional Sprayer Information

Optional Image for sticker applied to cap on packaging with included spray wand:



(Image Text:

1. Shake Well
2. Open Top
3. Firmly Insert Hose Tip)

Comfort Grip™ Sprayer

[When Packaged Accordingly:]

Prepare Comfort Grip™ Battery Operated [Powered] Sprayer

1. Remove sprayer from holster and remove battery tab
2. Remove red plug and pull cord out all the way
3. Remove tab from flip top of cap
4. Open and insert red plug into cap opening
5. Turn sprayer nozzle to desired spray pattern and follow directions for use.

{To replace batteries:

- Push release button on sprayer and open battery compartment door.
- Promptly remove used batteries and replace with two new AA batteries
- Insert new batteries following the “+” and “-“ markings according to the polarity directions shown inside.
- Do not recharge, heat or dispose of batteries in fire.
- Keep batteries out of reach of children.

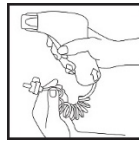
Always follow manufacturer’s recommendations for use and disposal of batteries. Remove batteries from sprayer before storing or when not using for extended periods of time.}

Battery-Powered Sprayer:

{NOTE: Representative images provided}

Shake Well and Spray

1. Peel Sticker to Access Spray Wand
2. Detach sprayer from bottle [optional image]



3. Unwrap hose [optional image]



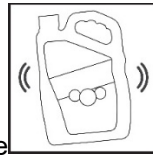
4. Firmly insert hose tip [optional image]



5. Select spray pattern [optional image]

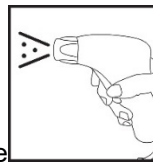
6. Shake well

[optional image



7. [Press to] Spray

[optional image



To replace batteries: Follow diagram inside battery compartment

Conventional Pump Trigger Sprayer:





General Information: [Turn sprayer nozzle to “on” position [desired spray pattern].] Squeeze trigger to spray until surface is slightly moist but not to the point of runoff. Over application may cause damage. Test in an inconspicuous area before applying.

III. Home & Garden Section

[Optional Back Panel claims statement(s)]:

Quick [Reference Table][Facts]

See Directions for Use for application details

<p>Product Facts</p>  <p>product facts icon</p>	<p>[Insert Claim(s) from Section I – Optional Marketing Claims] [Read the label before applying!] This product is [ready] [to use] [and] [easy] to use Simply shake [well] and spray</p>
<p>Where to Use</p>  <p>where to use icon</p>	<p><i>{Icons with text may be used for any of the below}</i> Fruit and Vegetable Gardens, Ornamental Plants and Shrubs, Flowers and Ground Covers, Lawns, Around Structures, Indoors spot and crack and crevice</p>
<p>Fruits & Vegetables</p>  <p>Fruits and Vegetable Icon</p>	<p><i>{Icons with text may be used for any of the below}</i> [Insert fruits & vegetables from below table]</p>
<p>Kills</p>  <p>kills icon</p>	<p><i>{Icons with text may be used for any of the below}</i> [Adelgids, armyworms, ants, aphids, bagworms, bark beetles, billbugs, Blacklegged and Brown dog ticks, boxelder bugs, cabbage worms, caterpillars, cicadas, cockroaches, crickets, cutworms, elm leaf beetles, fleas, grasshoppers, Japanese beetles, lace bugs, leafhoppers, leafminers, mealy bugs, millipedes, moths, pillbugs, pine shoot beetles, plant bugs, potato beetles, psyllids, scales, sowbugs, spiders, spittlebugs, spotted lanternfly, springtails, tent caterpillars, tomato hornworms, treehoppers, vine weevils, webworms, weevils]</p> <p>[Or insert listed pest from Section VI table]</p> <p>[And other listed [lawn & garden] [pests] [insects] [bugs]]</p>
<p>How to Use</p>	<p>[F6578 EW is a ready-to-use liquid that can be sprayed directly onto pests (insects) [and/or][,] on to surfaces to provide longer control][,][or as a crack and crevice [and][or] spot treatment]</p> <p>[For Indoor Crack and Crevice and Spot Treatment: Spray for listed pests. Spray edges and cracks and crevices where insects may be. Directly spot treat listed pests when they are seen. Do not spray to point of runoff.]</p>

{Note: paragraph format may be used in lieu of table format}

<p>HOW TO USE</p>	<p>NOTE: do <u>not</u> use Power Sprayer with any other type of product or container.</p> <p>{SPRAY OPTION 1}</p> <ol style="list-style-type: none"> 1) Adjust sprayer to “On” position. [Select stream setting for direct spray pattern or spray setting to treat wider areas.] 2) Spray until surface is wet. <p>{SPRAY OPTION 2}</p> <ol style="list-style-type: none"> 1) [Push][Detach][Remove] sprayer from bottle. 2) Remove sticker from cap [of bottle]. 3) Open tab on [bottle] cap and discard [tab]. 4) Firmly insert black hose top into cap of bottle.
--------------------------	--

- 5) Adjust sprayer to “On” position. [Select stream setting for direct spray pattern or spray setting to treat wider areas.
- 6) Spray until surface is wet

{ SPRAY OPTION 3}

- 1) Prepare Sprayer: Remove pump from carrier clip and peel off sticker. Pull wand from storage compartment. Check to make sure control valve is set to [“OFF”][“X”] before releasing hose from cap.
- 2) To unlock pump, turn handle until it releases. Prime the sprayer by pumping it up to 20 times or until sprayer is fully primed. After sprayer is fully primed, lock pump handle by pressing and returning to locked position.
- 3) Calibrate Sprayer: Choose appropriate spray setting (use a stream-type spray for direct application to pests or smaller areas. Use a fan-type spray for treating larger areas).
- 4) Point away from body. Squeeze trigger to begin spraying (pump may need a few squeezes to prime).

{ SPRAY OPTION 4}

- 1) Attach sprayer to bottle: remove the [Power] Sprayer and hose from carrier. Remove bottle cap and replace with cap attached to [Power] Sprayer.
- 2) Calibrate Sprayer: Choose appropriate spray setting (use a stream-type spray for direct application to pests or smaller areas. Use a fan-type spray for treating larger areas).
NOTE: do not turn past **“X”**.
- 3) Push safety switch to “ON”
- 4) Point away from body. Squeeze trigger to begin spraying (pump may need a few squeezes to prime).
- 5) When finished, push safety switch to “LOCK” and switch nozzle to [“OFF”][“X”]. Replace [Power] Sprayer in carrier before storing.

{ SPRAY OPTION 5}

- 1) Attach [Power] Sprayer to bottle: Detach [Power] Sprayer and remove pull tab from battery housing. Fully unwind hose and extend away from bottom of sprayer, then open the flip-cap on the bottle. Insert hose end into the [opening][plug] until you hear it snap into place.
- 2) Calibrate Sprayer: Choose appropriate spray setting (use a stream-type spray for direct application to pests or smaller areas. Use a fan-type spray for treating larger areas).
NOTE: do not turn past **“X”**.
- 3) Push safety switch to “ON”
- 4) Point away from body. Squeeze trigger to begin spraying (pump may need a few squeezes to prime).
- 5) When finished, push safety switch to “LOCK” and switch nozzle to [“OFF”][“X”]. Do not remove hose from plug. Replace [Power] Sprayer in carrier before storing.

[APPLICATION INSTRUCTIONS]	<p>{Note: this section is optional based on instructions included in “HOW TO APPLY” above}</p> <ol style="list-style-type: none"> 1) Shake well before use 2) Apply where insects are expected to appear or when insects or damage are seen. Repeat as necessary according to site-specific directions listed below. 3) Apply in calm weather. 4) Begin spraying at the farthest point of the treatment area and work backward to avoid contact with wet treated surfaces. 5) Spray thoroughly to wet plant surfaces up to the point of runoff. 6) Do not allow people or pets to enter the treated area until spray has dried. <p>-Do not apply to trees taller than 10 feet. Consider hiring a licensed professional.</p> <p>For best results:</p> <ul style="list-style-type: none"> • Hold sprayer 8 to 12 inches from the area to be treated. • Begin spraying at farthest point in target area and work backwards to avoid contact with spray. • Spray target area thoroughly and up to the point of runoff. On leafier plants, be sure to wet both upper and lower leaf surfaces, stems, and branches. <p>Precautions:</p> <ul style="list-style-type: none"> • [Avoid applications in excessive heat as temporary leaf burn may occur.] • Do not use on trees taller than 10 feet — consider hiring a licensed professional. <p>[Use this product as a spot or crack and crevice treatment to localized areas where pests are seen or suspected only. Spot treat surfaces until visibly wet. Apply to listed pests directly, whenever possible.]</p>
-----------------------------------	--

GARDEN VEGETABLES

In the table below, the Pre-Harvest Interval (PHI) refers to the minimum number of days that must pass between the date of the last application and the date of harvest. Product may be reapplied once every seven days if insects return and provided that the PHI [pre-harvest interval] date is adjusted accordingly.

{NOTE: Plants and/or pests may be listed in bulleted format} {NOTE: pest column may be omitted when using master pest list}

Vegetables {Icons with text may be used for any of the below}	Pests	PHI (Days)
		<p>[(PHI) refers to the minimum number of days that must pass between the date of the last application and the date of harvest.]</p> <p>[Minimum number of days from application to harvest]</p> <p>[(See definition above)]</p>

<p>[Brassica vegetables:] [Broccoli, Chinese Broccoli (gai lon, white flowering broccoli), Brussels Sprouts, Cauliflower, Cavalo broccolibroccoli, Kohlrabi, Cabbage, Chinese Cabbage (napa), Chinese Mustard Cabbage (gai choy), Broccoli Raab (rapini), Chinese cabbage (bok choy), Collards, Kale, Mizuna, Mustard Greens, Mustard Spinach, Rape Greens, Turnip Greens]</p>	<p>Corn Earworm, Cucumber Beetles, Cutworm, Diamondback Moth, Flea Beetles, Imported Cabbageworm, Leafhoppers, Saltmarsh Caterpillar, Southern Cabbageworm, Tobacco Budworm Alfalfa Looper, Armyworms, Cabbage Looper, Cabbage Webworm, Ground Beetles, Leafminers (adults), Lygus Bugs, Onion Thrips, Stink Bugs, Wireworm (adults), Aphids, and Whiteflies</p>	<p>1 Day [Spray up to 1 day before harvesting]</p>
<p>Corn (sweet) [Sweet Corn]</p>	<p>Chinch Bug, Corn Rootworm (Adult), Corn Silkfly, Cutworms, Flea Beetle, Leafhoppers, Japanese Beetle (Adult), Sap Beetle (adults), Tarnished Plant Bug, Armyworms, Corn Borers, Corn Earworm, Grasshoppers, Aphids</p>	<p>3 Days [Spray up to 3 days before harvesting]</p>
<p>[Cucurbit vegetables:] [Chayote (fruit), Chinese Waxgourd (Chinese Preserving Melon), Citron Melon, Cucumber, Gherkin, Gourd (edible (including hyotan, cucuzza, hechima, Chinese okra), Mormordica spp. (includes balsam apple, balsam pear, bitter melon, Chinese cucumber), Muskmelon (includes true cantaloupe, cantaloupe, casaba, crenshaw melon, golden pershaw melon, honeydew melon, honey balls, mango melon, Persian melon, pineapple melon, Santa Claus melon, and snake melon), Pumpkin, Summer Squash (includes crookneck squash, scallop squash, straightneck squash, vegetable marrow, zucchini), Winter Squash (includes butternut squash, calabaza, hubbard squash, acorn squash, and spaghetti squash), Watermelon (includes hybrids and varieties)]</p>	<p>Cutworms, Cabbage Looper, Cucumber Beetles. (adult), Leafhoppers, Melonworm, Pickleworm, Rindworm, Squash Bug, Squash Vine Borer, Corn Earworm, Plant Bugs, Stink Bugs</p>	<p>1 Day [Spray up to 1 day before harvesting]</p>
<p>[Legume Vegetables – Succulent Edible-Podded Peas, Succulent Shelled Peas and Dried Shelled Peas:] [Dwarf Pea, Edible-pod Pea, Snow Pea, Sugar Snap Pea, Pigeon pea, English Pea, Garden Pea, Green Pea, Lentil]</p> <p>[Legume Vegetables – Succulent Edible-Podded Beans, Succulent Shelled Beans, and Dried Shelled Beans:] [Runner Bean, Snap Bean, Wax Bean, Asparagus Bean, Chinese Longbean, Moth Bean, Yardlong Bean, Jackbean, Soybean (immature seed), Swordbean, Lima Bean, Broad Bean (Fava Bean), Blackeyed Pea, Southern Pea, Grain Lupin, Sweet Lupin, White Lupin, White Sweet Lupin, Field Bean, Kidney Bean, Navy Bean, Pinto Bean, Tepary Bean, Adzuki Bean, Catjang, Cowpea, Crowder Pea, Moth Bean, Mung Bean, Rice Bean, Urd Bean, Chickpea (Garbanzo Bean), Guar, Lablab bean]</p>	<p>Cutworms, Painted Lady (Thistle) Caterpillar, Saltmarsh Caterpillar, Silverspotted Skipper, Alfalfa Caterpillar, Armyworm, Southern Armyworm, True Armyworm, Yellow-Striped Bean Leaf Beetle, Blister Beetles, Colorado Potato Beetle, European Corn Borer, Corn Borer, Southwestern Corn Earworm, Corn Rootworm Beetle (adult), Cowpea Curculio, Cucumber Beetle, Flea Beetle, Green Cloverworm, Ground Beetles, Imported Cabbageworm, Japanese Beetle, Leaf Skeletonizers, Leafhoppers, Leafminers (adults), Mexican Bean Beetle, Pea Weevil, Pea Leaf Weevil, Plant Bugs, Potato Leafhopper, Seedcorn Beetle, Seedcorn Maggot (adult), Spittlebug, Three-Cornered Alfalfa, Hopper, Tobacco Budworm, Velvetbean Caterpillar, Webworms, Woolly Bear Caterpillar</p>	<p>1 Day (Succulent) 21 Days (Dried) [Spray up to 1 day before harvesting on succulent shelled or edible-podded peas or beans, and up to 21 days before harvesting for dried shelled peas or beans]</p>

<p>[Fruiting vegetables:] [Eggplant, groundcherry (Physalis spp.), okra, pepino (Melon pear), pepper (includes bell pepper, chili pepper, cooking pepper, pimento, sweet pepper), tomatillo, tomato]</p>	<p>Armyworm, Southern Armyworm, True Armyworm, Yellow-striped Celery Leaf Tier, Colorado Potato Beetle, Corn Borer, European Corn Borer, Southwestern Corn Earworm, Cucumber Beetle, Cutworm, Flea Beetle, Garden Webworm, Green Stink Bug, Hornworms, Leafminers (adults), Leafhoppers, Meadow Spittlebug, Pepper Maggot (adults), Pepper Weevil, Plant Bugs, Tobacco Budworm, Tomato Fruitworm, Tomato Pinworm, Aphids, Armyworm, Beet Armyworm, Fall Cabbage Looper, Grasshoppers, Lygus Bugs, Brown Stink Bug, Tomato Psyllid, Thrips, Whiteflies.</p>	<p>1 Day [Spray up to 1 day before harvesting]</p>
<p>[Leafy vegetables:] [Amaranth (leafy amaranth, Chinese spinach, tampala); Arugula (Roquette), Cardoon, Celery, Chinese Celery, Celtuce, Chervil, Chrysanthemum (edible-leaved and garland), Cilantro (not for use on cilantro grown for seed or coriander), Corn salad, Cress (Garden, Upland (yellow rocket, winter cress)), Dandelion, Dock (sorrel), Endive (escarole), Fennel/Florence (finocchio), Garden Cress, Lettuce (head and leaf), Orach, Parsley, Purslane (garden), Purslane (winter), Radicchio (red chicory), Rhubarb, Spinach (including New Zealand and vine, Malabar spinach, Indian spinach), Swiss chard]</p>	<p>Corn Earworm Cucumber Beetles, Cutworms, Diamondback Moth, Flea Beetles Imported Cabbageworm, Leafhoppers, Saltmarsh Caterpillar, Tobacco Budworm, Armyworms, Loopers, Lygus Bugs, Onion Thrips, Stink Bugs, Wireworm</p>	<p>1 Day [Spray up to 1 day before harvesting]</p>
<p>[Root and Tuber vegetables (except sugar beets):] [Arracacha, Arrowroot, Artichoke (Chinese and Jerusalem), Garden Beet, Edible Burdock, Edible Canna, Carrot, Cassava (Bitter and Sweet), Celeriac (Celery Root), Chayote (Root), Turnip-Rooted Chervil, Chicory, Chufa, Dasheen (Taro), Ginger, Ginseng, Horseradish, Leren, Turnip-Rooted Parsley, Parsnip, Potato, Oriental Radish (Daikon), Radish, Rutabaga, Salsify (Oyster Plant), Black Salsify, Spanish Salsify, Skirret, Sweet Potato, Tanier (Cocoyam), Turmeric, Turnip, Yam Bean, Yam (True)]</p>	<p>Cutworms, Cabbage Looper Cucumber Beetle, European Corn Borer, Flea beetles, Leafhoppers, Southern Corn Rootworm (adult), Vegetable Weevil, White fringed Beetle (adult), Armyworm, Beet Armyworm, Yellow striped Cabbage Maggot, Colorado Potato Beetle, Grasshoppers, Imported Cabbageworm, Potato Leafhopper Potato Psyllid, Potato Tuberworm, Tarnished Plant Bug</p>	<p>1 Day [Spray up to 1 day before harvesting]</p>
<p>[Sunflowers:] [Castor Oil Plant, Chinese Tallowtree, Euphorbia, Evening Primrose, Jojoba, Niger Seed, Rose Hip, Stokes Aster, Tallowwood, Tea Oil Plant, and Vernonia]</p>	<p>Cutworm spp., White Grub, Wireworm</p>	<p>30 Days [Spray up to 30 days before harvesting]</p>
<p>[Bulb Vegetables (Allium spp.):] [Garlic; Garlic, Great-Headed (elephant); Green Eschalots; Japanese Bunching Onions; Leeks; Onion, Dry Bulb and Green; Onion, Welch; Shallots, Dry Bulb and Green; Spring Onion or Scallions</p>	<p>Armyworms, Cutworms, Leafminers (adults), Onion Maggot Adults, Stink Bugs, Aphids, Onion Thrips</p>	<p>7 Days [Spray up to 7 days before harvesting]</p>

Peanuts	Cutworm spp., Green Cloverworm, Velvetbean Caterpillar, Red-necked Peanut Worm, Bean Leaf Beetle, Leafhopper spp., Southern Corn Rootworm (adult), Vegetable Weevil, White fringed Beetle (adult), Aphid spp., Armyworm, Beet, Fall Armyworm, Corn Earworm, Grasshopper spp., Lesser Cornstalk Borer, Soybean Looper, Stink Bug spp., Tobacco Thrips	7 Day [Spray up to 7 days before harvesting]
---------	--	---

BERRIES, FRUITS, AND NUTS

Use F6578 EW RTU as a spot treatment for pest infestations on the berries, fruits and nuts listed below. Apply to upper and lower leaves, around fruit clusters, and on branches and trunks up to the point of runoff. Product may be reapplied once every seven days if insects return and provided that the PHI [pre-harvest interval] date is adjusted accordingly.

{NOTE: Plants and/or pests may be listed in bulleted format} {NOTE: pest column may be omitted when using master pest list}

BERRIES, FRUITS, AND NUTS {Icons with text may be used for any of the below}	Pests	PHI (Days)
[Berries Crop Group including:] [Blackberry, loganberry, red and black raspberry, blueberry, highbush and lowbush, currant, elderberry, gooseberry, huckleberry, cultivars and/or hybrids of these]	Leafrollers, Orange Tortrix, Root Weevils	1 Day [Spray up to 1 day before harvesting]
Grapes	Eastern grape leafhopper, Variegated leafhopper, Western grape leafhopper, and Spotted Lanternfly	1 Day [Spray up to 1 day before harvesting]
[Pome Fruit Group including:] [Apple, Crabapple, Loquat, Mayhaw, Pear, Oriental Pear, and Quince.]	Apple Maggot, Codling Moth, European Apple Sawfly, Green Fruitworm, Japanese Beetle, Lesser Appleworm, Oblique Banded Leafroller, Oriental Fruit Moth, Pandemis Leafroller, Pear Psylla, Plum Curculio, Potato Leafhopper, Redbanded Leafroller, Rosy Apple Aphid, Spirea Aphid, Spotted Tentiform Leafminer, Stink Bugs, Tarnished Plant Bug, Tufted Apple Bud Moth, Variegated Leafroller, White Apple Leafhopper, Spotted Lanternfly	14 Days [Spray up to 14 days before harvesting]

<p>[Stone Fruit Group including:] [Apricot, Cherry (Sweet and Tart), Nectarine, Peach, Plum (including Chickasaw Plum, Damson Plum, and Japanese Plum), Plumcot, Prune (fresh).]</p>	<p>American Plum Borer, Black Cherry Aphid, Cherry Fruit Fly, Green Fruitworm, Leafrollers, Leafhoppers, Lesser Peach Tree Borer, Peach Tree Borer, Peach Twig Borer, Plum Curculio, Oriental Fruit Moth, Rose Chafer, Stink Bugs, Tarnished Plant Bug, Tufted Apple Budmoth, Western Cherry Fruit Fly, Spotted Lanternfly</p>	<p>14 Days [Spray up to 14 days before harvesting]</p>
<p>[Tree Nuts Group including:] [Almond, beech nut, Brazil nut, butternut, cashew, chestnut, chinquapin, filbert (hazelnut), hickory nut, macadamia nut, pecan, pistachio, walnut (black and English)]</p>	<p>Black Pecan Aphid, Codling Moth, Filbert Worm, Hickory Shuckworm, Leaffooted Bugs, Navel Orangeworm, Oblique-banded Leafroller, Peach Twig Borer, Pecan Leaf Casebearer, Pecan Nut Casebearer, Pecan Phylloxera, Pecan Weevil, Plant Bugs, Stink Bugs, Walnut Aphid, Walnut Husk Fly, Yellow Pecan Aphid</p>	<p>[Spray up to] 7 days [before harvesting.] Do not apply more than [0.125 lb of active ingredient per acre][41 gallons of F6578 EW RTU per acre] [3.75 quarts (120 oz) of F6578 EW RTU per 1,000 ft²] per year</p>
<p>[Tropical Fruits including:] [Avocado, Black Sapote, Canistel, Mamey Sapote, Mango, Papaya, Sapodilla, Star Apple]</p>		<p>1 Day [Spray up to 1 day before harvesting]</p>
<p>[Citrus Trees including:] [Orange, Grapefruit, Lemon, Lime, Citrus Hybrids (including Tangelo), Mandarin, Tangerine, Pummelo, Calamondin, Citron, Kumquat]</p>		<p>1 Day [Spray up to 1 day before harvesting]</p>

ORNAMENTAL TREES, SHRUBS, FLOWERS, AND GROUND COVERS

Use F6578 EW RTU as a spot treatment for pest infestations on ornamental trees, shrubs, flowers and ground covers. Spray up to the point of run-off making sure to cover all sides of leaves and trunk. For ground covers, bedding plants, foliage, annuals and perennials, apply as a uniform spray. Product may be reapplied once every seven days if insects return and provided that the PHI [pre-harvest interval] date is adjusted accordingly.

Certain plants may be sensitive to the final spray solution. A limited area should be treated and observed for one week prior to application to the entire planting.

OUTDOOR PERIMETER TREATMENTS

Apply to the point of run-off as a residual spray to vegetation that may include bushes and trees around buildings and other structures. For ants, apply to any trails, and the cracks and crevices around doors, windows and other places where ants may be found. [To prevent pests from entering buildings, apply to a band of soil and vegetation up to 7 feet wide around and adjacent to the building.] [Also treat the building foundation to a height of 2 feet where pests are active and may find entrance.] The surface to be treated should be dry at the time of application.

LAWNS

Apply F6578 EW RTU as a spot treatment [to] [lawns] [and] [turfgrass]. For best results, apply after mowing (lawn should not be longer than 3 inches at the time of application). Repeat application is necessary only if there are signs of renewed insect activity.

INDOORS

Use to kill and control listed pests commonly found indoors or that may enter from outdoor areas. Apply F6578 EW RTU as a spot treatment [to control listed insects] [to insects directly or spray] [lightly around doors, windows and other places where insects may be found or enter premises]. Spray pests directly or apply to localized areas where insects hide, including baseboards, cracks and crevices, pantry areas, closets, around water pipes, behind and under refrigerators, cabinets, sinks, furnaces, and stoves, the underside of shelves, drawers, carports, garages, and storage sheds. Use only in well ventilated areas and do not use as a space spray.

{Note the following section is optional. Table format may be used in lieu of bulleted list:}

- For ants: apply to any trails, around doors and windows and other places where ants may be found. This product will provide up to 9 months residual control (of ants).
- For listed flying insects: Apply directly to localized areas of walls, ceilings, window screens, and other fly resting areas as a residual surface treatment.
- To Kill Cockroaches, Crickets, Firebrats, Silverfish, Springtails Indoors: Spray localized areas where these pests hide, including baseboards, corners, storage areas, closets, around water pipes, doors and windows, attics and eaves, behind and under refrigerators, cabinets, sinks, furnaces, and stoves, the underside of shelves, drawers and similar areas. Pay particular attention to cracks and crevices.
- To Kill Boxelder Bugs, Earwigs, Elm Leaf Beetles, Ground Beetles, Millipedes, Pillbugs and Sowbugs Indoors: Spray localized areas where these pests hide, including baseboards, corners, storage areas, closets, around water pipes, doors and windows, attics and eaves, behind and under refrigerators, cabinets, sinks, furnaces, and stoves, the underside of shelves, drawers and similar areas. Pay particular attention to cracks and crevices.
- To Kill Flies Indoors: Apply around doors and windows and other places where these pests may be found or where they may enter premises. Spray localized areas of baseboards, storage areas and other locations.
- To Kill Blacklegged ticks that may transmit Lyme disease and Brown dog ticks Indoors: When pets are not present, spot treat localized areas of floors pets may frequent including pet resting areas. Old bedding of pets should be removed and replaced with clean, fresh bedding after treatment of pet area. Do not allow people or pets to enter the treated area until spray has dried..
- Treatment of Wood-in-Place to Kill Exposed Stages of Wood-Infesting Insects: For the control of insects including Termites, Ants and Carpenter Ants in localized areas of infested wood in and around structures, apply to voids and galleries in damaged wood and in spaces between wooden members of a structure and between wood and foundations where wood is vulnerable. Not intended to replace structural treatments.
- To Kill Insects in Greenhouse and Indoor Plants: Spray leaves of infested indoor plants. Some plants may be sensitive to the spray, so first test a small area.

IV. Multi-Use Section

{Note to reviewer: Optional instruction for indoor labeled applications and battery powered sprayer packaging. To be included in paragraph format or 'how to use' table}

Before Use [Indoors]:

- Cover all exposed food and cooking utensils
- Cover all food handling surfaces or wash thoroughly after treatment
- [Connect sprayer if required, turn sprayer nozzle to desired spray pattern and follow directions for how to use below.]

{Option 1}

{Summary Back Panel}

Quick [Reference Table][Facts]

Where to use:	<p>*Indoors: localized areas where insects hide, [including/including] kitchens, bathrooms, pantries, closets, basements, attics, living & dining rooms, greenhouses, sunrooms, crawl spaces, baseboards, laundry rooms, bedrooms, around doors & window frames, carports, garages, storage sheds and other indoor areas. [Also for use on] Indoor plants.</p> <p>*Outdoors: outside perimeter and foundation of the building</p>
Kills	<p><i>{Icons with text may be used for any of the below}</i></p> <p>Ants as listed, including: [Insert listed pest from Section VI table]</p> <p>Common Crawling Pests as listed, including: [Insert listed pest from Section VI table]</p> <p>[Flying Insects] as listed, including: [Insert listed pest from Section VI table]</p> <p>[Wood Damaging Insects: carpenter Ant, carpenter Bees and termites.] {NOTE: If termite listed on label will include "Do not use this product as the sole source of control for active, structural infestations by subterranean termites; the purpose of this application is to kill workers or winged reproductive forms of termites which are present at the time of treatment. It is not intended to provide structural pest control. It is not a substitute for mechanical alteration, soil and foundation treatment, but merely a supplement. For active, structural infestations by subterranean termites, this product can only be used to supplement a federally registered conventional product that is registered as a sole source for termite control. This product will not eliminate termite infestations or provide protection against future infestations."}</p> <p>[Insert listed pest from Section VI table not described above]</p> <p>[And other listed [pests] [insects] [bugs]]</p>
When to Use	<p>To Treat perimeter around home: Early in season or when insects appear</p> <p>For Spot Insect Control, including Indoor Uses: [Anytime][When] Insects are active</p>
How to Use	<p>For perimeter treatments: Apply to surfaces to full wetness, creating a band.</p> <p>For Indoor Crack and Crevice and Spot Treatment: Spray for listed pests. Spray edges and cracks and crevices where insects may be. Directly spot treat listed pests when they are seen. Do not spray to point of runoff.</p> <p>For Indoor plants: fully spray foliage and stems until wet</p>
How to Use – Outdoors	
As a Perimeter Treatment	<ul style="list-style-type: none"> • Apply early in the season or when insects appear. • Apply in a band up to 7 feet wide around the outside perimeter of the building. Also treat the building foundation to a height of 2 feet where

	<p>pests are active and may find entrance. Thoroughly and uniformly wet the band area.</p> <ul style="list-style-type: none"> Concentrate treatment at visible ant trails as well as cracks or crevices where ants may enter the structure The surface to be treated should be dry at the time of application
Carpenter Ants	<ul style="list-style-type: none"> Apply as a perimeter treatment as described above For best results locate and treat ant nests. Do NOT treat firewood
Flying Insects as listed	<ul style="list-style-type: none"> Apply to nests should be made late in the evening when insects are at rest.
How to Use – Indoors	
<p>Use to kill and control listed pests commonly found indoors or that may enter from outdoor areas.</p> <p>[See below for specific use directions for certain pests]</p>	<ul style="list-style-type: none"> Use as a spot treatment – Spray insects directly or spray lightly around doors, windows and other places where insects may be found or enter premises. Spray localized areas where insects hide, including baseboards, cracks and crevices, pantry areas, closets, around water pipes, behind and under refrigerators, cabinets, sinks, furnaces, and stoves, the underside of shelves, drawers, carports, garages, and storage sheds. Use only in well-ventilated areas and do not use as a space spray.
Ants	<ul style="list-style-type: none"> Apply to any trails, around doors and windows and other places where ants may be found.
Flying insects as listed	<ul style="list-style-type: none"> Apply directly to localized areas of walls, ceilings, window screens, and other fly resting areas as a residual surface treatment.
Wood Damaging Insects Kills Exposed Stages	<ul style="list-style-type: none"> For the control of insects including Termites, Ants and Carpenter Ants in localized areas of infested wood in and around structures, apply to voids and galleries in damaged wood and in spaces between wooden members of a structure and between wood and foundations where wood is vulnerable. Not intended to replace structural treatments For Termites – For Localized control only. Not recommended as sole protection against termites. Such applications are not a substitute for mechanical alterations, soil or foundation treatment but merely as a supplement. For active infestation, get a professional inspection.

(end of Option 1)

{Option 2}
Summary Table

Where to Use	<p><i>{Icons with text may be used for any of the below}</i> Trees and shrubs [including/including] deciduous and evergreen trees and shrubs] Roses [and] flowers [and ornamental plants] [[including/including] ground covers, bedding plants, annuals, perennials, and foliage plants] Lawns Outside surfaces of buildings Indoors</p>
Kills	<p><i>{Icons with text may be used for any of the below}</i> [Ants (including fire ants, crazy ants & tawny crazy ants) Gypsy moth, bagworm, budworm & leafroller, armyworms, cutworms, fall webworm, sod webworm, tent caterpillar, leafminer Blacklegged and Brown dog ticks Fleas Millipedes Mosquitoes Spiders Scorpions Springtails Spotted Lanternfly Silverfish, firebrats Grasshoppers, crickets, mole cricket Earwigs Cockroaches Chinch bug, boxelder bug, plant bug, lace bug Leafhoppers, spittlebugs, psyllids, whitefly, aphids, cicadas, scales, mealybug, adelgids, treehoppers Thrips Weevils & billbugs, ground beetles, (Japanese beetle, pillbug, sowbug, black turf Ataenius, bark beetle & pine shoot beetle), borers, elm leaf beetle Wasps & yellow jackets, bees, carpenter bees Flies (Including House flies)]<i>[[Insert listed pest from Section VI table]</i></p> <p>[This product controls acrobat ants, Argentine ants, bigheaded ants, carpenter ants, cornfield ants, crazy ants, field ants, ghost ants, false honey ants, little black ants, odorous house ants, pavement ants, pyramid ants, thief ants, and velvety tree ants]</p> <p>[And other listed [pests] [insects] [bugs]]</p>
When to Use	<p>To Treat [ornamental] [shrubs], [trees], [ornamental plants], [roses], and [annual and perennial] [flowers] and [lawns]: When insects or damage first appear To Treat perimeter around home: Early in season or when insects appear For Spot Insect Control, including Indoor Uses: [Anytime]<i>[[When] Insects are active]</i></p>
How to Use	<p>For perimeter treatments: Apply to surfaces to full wetness, creating a band. For Indoor Crack and Crevice and spot treatment: Spray insect (pest) directly or spray until wet edges and crevices where insects (pests) may be. Do not spray to the point of run-off. For [Ornamental] [Shrubs], [Trees] [ornamental plants] [Roses] [Indoor plants] and [Flowers] and [Lawns]: fully spray foliage and stems until wet</p>

{Note: paragraph format may be used in lieu of table format}

[Mixing Instructions - How Much to Use]	[F6578 EW is a ready-to-use liquid that can be sprayed directly onto pests (insects) and/or on to surfaces to provide longer control]
---	---

How to Use – Indoors	
<p>Use to kill and control listed pests commonly found indoors or that may enter from outdoor areas.</p> <p>[See below for specific use directions for certain pests]</p>	<p>F6578 EW may be used as a general spot, crack and crevice treatment. All areas where insects inhabit or through which insects may enter should be treated.</p> <ul style="list-style-type: none"> • Spray directly onto pest and to areas where pests are found or hide. • Use only in well-ventilated areas and do not use as a space spray.
<p>To Kill Cockroaches, Crickets, Firebrats, Silverfish, Scorpions, Springtails Indoors</p>	<ul style="list-style-type: none"> • Spray localized areas where these pests hide, including baseboards, corners, storage areas, closets, around water pipes, doors and windows, attics and eaves, behind and under refrigerators, cabinets, sinks, furnaces, and stoves, the underside of shelves, drawers and similar areas. Pay particular attention to cracks and crevices.
<p>To Kill Ants Indoors</p>	<ul style="list-style-type: none"> • Apply to any trails, around doors and windows and other places where ants may be found. This product will provide up to 9 months residual control (of ants) except Harvester, Fire and Pharaoh Ants
<p>To Kill Boxelder Bugs, Earwigs, Elm Leaf Beetles, Ground Beetles, Millipedes, Pillbugs, Sowbugs and Spiders Indoors</p>	<ul style="list-style-type: none"> • Apply around doors and windows and other places where these pests may be found or where they may enter premises. • Spray localized areas of baseboards, storage areas and other locations.
<p>To Kill Flies Indoors</p>	<ul style="list-style-type: none"> • Apply directly to localized areas of walls, ceilings, window screens, and other fly resting areas as a residual surface treatment. • May also be used inside as well as around carports, garages, and storage sheds.
<p>To Kill Blacklegged ticks that may transmit Lyme disease and Brown dog ticks Indoors</p>	<ul style="list-style-type: none"> • Spot treat localized areas of floors pets may frequent including pet resting areas. Old bedding of pets should be removed and replaced with clean, fresh bedding after treatment of pet area.
<p>Treatment of Wood-in-Place to Kill Exposed Stages of Wood-Infesting Insects</p>	<ul style="list-style-type: none"> • For the control of insects including Termites, Ants and Carpenter Ants in localized areas of infested wood in and around structures, apply to voids and galleries in damaged wood and in spaces between wooden members of a structure and between wood and foundations where wood is vulnerable. Do not use this product as the sole source of control for active, structural infestations by subterranean termites; the purpose of this application is to kill workers or winged reproductive forms of

	<p>termites which are present at the time of treatment. It is not intended to provide structural pest control. It is not a substitute for mechanical alteration, soil and foundation treatment, but merely a supplement. For active, structural infestations by subterranean termites, this product can only be used to supplement a federally registered conventional product that is registered as a sole source for termite control. This product will not eliminate termite infestations or provide protection against future infestations.</p>
To Kill Insects in Greenhouse and Indoor Plants	<ul style="list-style-type: none"> • Spray leaves of infested indoor plants. • Some plants may be sensitive to the spray solution, so first test a small area.

{Note: paragraph format may be used in lieu of table format}

How to Use – Outdoors	
NUISANCE PESTS ON OUTDOOR SURFACES	
<p>To Kill Ants, Fleas, , Earwigs, Crickets, Spiders,[Insert listed pest from Section VI table] and other listed Pests on Outside Surfaces and Around Buildings</p> <p>Kill ants around structures: acrobat ants, Argentine ants, bigheaded ants, cornfield ants, crazy ants, field ants, ghost ants, false honey ants, little black ants, odorous house ants, pavement ants, pyramid ants, thief ants, velvety tree ants</p>	<ul style="list-style-type: none"> • Apply to wetness by spray to vegetation including bushes and trees around buildings and other structures. • To prevent pests from entering buildings, apply to a band of surfaces, soil and vegetation up to 7 feet wide around and adjacent to the building. Also, treat the building foundation to a height of 2 feet where pests are active and may find entrance. • The surface to be treated should be dry at the time of application. Attics and unoccupied lofts should be treated at the same time and at the same rate. <p>For listed ants: Apply in a band up to 7 ft. wide to soil and vegetation around the outside perimeter of the building. Spot treat areas including flower gardens, and around trees, and dump-sites where ants are trailing, feeding or nesting. Concentrate spot treatment at visible ant trails as well as cracks or crevices where ants may enter the structure, including around doors and windows, and other places where ants may be found.</p>
To Kill Carpenter Ants Outdoors	<ul style="list-style-type: none"> • Apply spot treatment to carpenter ant trails around cracks and cervices of doors and windows and other places where carpenter ants have been observed or are expected to forage. • For best results, locate and treat carpenter ant nests. • Apply a perimeter treatment as described above. To protect firewood from carpenter ants [and termites], apply to the soil beneath where the firewood will be stacked. DO NOT treat firewood with this product.

To Kill Mosquitoes Outdoors	<ul style="list-style-type: none"> For best results, locate areas where mosquitoes are most active or may become active. Use a spot and crack and crevice treatment around potential entry points including doors, windows, and eaves. Spray insects directly if possible.
To Kill Bees and Wasps Outside	<ul style="list-style-type: none"> Application to nests should be made late in the evening when insects are at rest. Thoroughly spray nest and entrance and surrounding areas where insects alight
LAWNS	
To Kill Ants, Beetles, Chinch Bugs, Mole Crickets, Sod Webworms, Weevils, [Insert listed pest from Section VI table] and other Pests in Lawns	<ul style="list-style-type: none"> Apply F6578 EW RTU as a spot treatment [to] [lawns] [and] [turfgrass] Lawn should not be longer than 3 inches at the time of application. [Application in combination with compatible surfactants may enhance penetration.] Repeat application is necessary only if there are signs of renewed insect activity.
ORNAMENTAL PLANTS, SHRUBS, ROSES, FLOWERS and TREES	
To Kill Ants, (including [cut ants][insert ant species from section VI table]), Aphids, Bagworms, Earwigs, Sow Bugs, Millipedes, Beetles, Weevils, Plant Bugs, Leaf-cutting Bees, Sawflies, Caterpillars, Moths, [Insert listed pest from Section VI table] and other listed pests on Ornamentals, Roses, Flowers and Trees including deciduous and evergreen trees, shrubs, ground covers, bedding plants, annuals, perennials, and foliage plants).]	<ul style="list-style-type: none"> Apply to point of run-off. Spray up to the point of run-off making sure to cover all sides of leaves and trunk. Retreat if pests return. For ground covers, bedding plants, foliage, annuals and perennials, apply as a uniform spray. Repeat treatment as necessary to achieve control using higher application rates as pest pressure & foliage area increases. Repeat application should be limited to no more than once per seven days. <p>Certain plants may be sensitive to the final spray solution. A limited area should be treated and observed for one week prior to application to the entire planting.</p>
Spotted Lanternfly	<ul style="list-style-type: none"> Apply directly to bark and foliage where insect is sighted Fully spray foliage, stems and bark until wet

IV. Indoor Section

{Note to reviewer: “Before use” To be included in paragraph format or in ‘how to use’ table}

Before Use:

- Cover all exposed food and cooking utensils
- Cover all food handling surfaces or wash thoroughly after treatment
- [Connect sprayer if required, turn sprayer nozzle to desired spray pattern and follow directions for how to use below.]

{Option 1 Begin}

{Summary Back Panel}

Where to Use	<i>{Icons with text may be used for any of the below}</i> Indoors, [including/including] kitchens, bathrooms, pantries, closets, basements, attics, living & dining rooms, greenhouses, sunrooms, crawl spaces, baseboards, laundry rooms, bedrooms, around doors & window frames, carports, garages, storage sheds and other indoor areas. [Also for use on] Indoor plants.
Kills	<i>{Icons with text may be used for any of the below}</i> Ants as listed, including: [Insert listed pest from Section VI table] [Common Crawling Pests as listed, including: [Insert listed pest from Section VI table] [Flying Insects as listed, including: [Insert listed pest from Section VI table] Wood Damaging Insects: carpenter Ant, carpenter Bees and termites. (Kills exposed insects. Not intended to replace structural treatments)] [Insert listed pest from Section VI table] [And other listed [pests] [insects] [bugs]]
When to Use	[Anytime][When] Insects are active
How to Use	Spray insect (pest) directly or spray cracks and crevices where insects (pests) may hide. Do not spray to the point of run-off. Spray leaves of infested indoor plants.

{Note: paragraph format may be used in lieu of table format}

How to Use – Indoors	
<p>Use to kill and control listed pests commonly found indoors or that may enter from outdoor areas.</p> <p>[See below for specific use directions for certain pests]</p>	<ul style="list-style-type: none"> • Use as a spot treatment – Spray insects directly or spray lightly around doors, windows and other places where insects may be found or enter premises. • Spray localized areas where insects hide, including baseboards, pantry areas, closets, around water pipes, behind and under refrigerators, cabinets, sinks, furnaces, and stoves, the underside of shelves, drawers, carports, garages, storage sheds, and other locations. Pay particular attention to cracks and crevices. • Use only in well-ventilated areas and do not use as a space spray.

Ants	<ul style="list-style-type: none"> Apply to any trails, around doors and windows and other places where ants may be found.
Flying insects as listed	<ul style="list-style-type: none"> Apply directly to localized areas of walls, ceilings, window screens, and other fly resting areas.
To Kill Blacklegged ticks that may transmit Lyme disease and Brown dog ticks Indoors	<ul style="list-style-type: none"> When pets are not present, spot treat localized areas of floors pets may frequent including pet resting areas. Old pet bedding should be removed and replaced with clean, fresh bedding after treatment of pet area. Do not allow people or pets to enter the treated area until spray has dried.
To Kill Insects [in Greenhouses and] on Indoor Plants	<ul style="list-style-type: none"> Spray leaves of infested indoor plants. Some plants may be sensitive to the spray solution, so first test a small area.
Wood Damaging Insects — Kills exposed Stages	<ul style="list-style-type: none"> For the control of insects including Termites, Ants and Carpenter Ants in localized areas of infested wood in and around structures, apply to voids and galleries in damaged wood and in spaces between wooden members of a structure and between wood and foundations where wood is vulnerable. Not intended to replace structural treatments For Termites — For Localized control only. For active infestation, get a professional inspection. Do not use this product as the sole source of control for active, structural infestations by subterranean termites; the purpose of this application is to kill workers or winged reproductive forms of termites which are present at the time of treatment. It is not intended to provide structural pest control. It is not a substitute for mechanical alteration, soil and foundation treatment, but merely a supplement. For active, structural infestations by subterranean termites, this product can only be used to supplement a federally registered conventional product that is registered as a sole source for termite control. This product will not eliminate termite infestations or provide protection against future infestations.

(end of Option 1)

{Option 2 Begin}

{Summary Table}

Where to Use	<i>{Icons with text may be used for any of the below}</i> Indoors, [including/including] kitchens, bathrooms, pantries, closets, basements, attics, living & dining rooms, greenhouses, sunrooms, crawl spaces, baseboards, laundry rooms, bedrooms, around doors & window frames, carports, garages, storage sheds and other indoor areas. [Also for use on] Indoor plants.
Kills	<i>{Icons with text may be used for any of the below}</i> [Ants as listed, including: [Insert listed pest from Section VI table] [Common Crawling Pests as listed, including: [Insert listed pest from Section VI table] [Flying Insects as listed, including: [Insert listed pest from Section VI table] [Wood Damaging Insects: carpenter Ant, carpenter Bees and termites. (Kills exposed insects. Not intended to replace structural treatments)] [Insert listed pest from Section VI table] [And other listed [pests] [insects] [bugs]]
When to Use	[Anytime][When] Insects are active
How to Use	Spray insect (pest) directly or spray cracks and crevices where insects (pests) may hide. Do not spray to the point of run-off. Spray leaves of infested indoor plants.

{Note: paragraph format may be used in lieu of table format}

How to Use – Indoors	
Use to kill and control listed pests commonly found indoors or that may enter from outdoor areas. [See below for specific use directions for certain pests]	F6578 EW may be used as a general spot treat or crack and crevice treatment. Areas where insects inhabit or through which insects may enter should be treated. Apply to localized areas where insects hide, including baseboards, cracks and crevices, pantry areas, closets, around water pipes, behind and under refrigerators, cabinets, sinks, furnaces, and stoves, the underside of shelves and drawers. <ul style="list-style-type: none"> • Spray directly onto pest and to areas where pests are found or hide. • Use only in well-ventilated areas and do not use as a space spray.
To Kill Cockroaches, Crickets, Firebrats, Silverfish, Scorpions, Springtails Indoors	<ul style="list-style-type: none"> • Spray localized areas where these pests hide, including baseboards, corners, storage areas, closets, around water pipes, doors and windows, attics and eaves, behind and under refrigerators, cabinets, sinks, furnaces, and stoves, the underside of shelves, drawers and similar areas. Pay particular attention to cracks and crevices.
To Kill Ants Indoors	<ul style="list-style-type: none"> • Apply to trails, around doors and windows and other places where ants may be found.

<p>To Kill Boxelder Bugs, Earwigs, Elm Leaf Beetles, Ground Beetles, Millipedes, Pillbugs, Sowbugs and Spiders Indoors</p>	<ul style="list-style-type: none"> • Apply around doors and windows and other places where these pests may be found or where they may enter premises. • Spray localized areas of baseboards, storage areas and other locations.
<p>To Kill Flies Indoors</p>	<ul style="list-style-type: none"> • Apply directly to localized areas of walls, ceilings, window screens, and other fly resting areas as a residual surface treatment. • May also be used inside as well as around carports, garages, and storage sheds.
<p>To Kill Blacklegged ticks that may transmit Lyme disease and Brown dog ticks Indoors</p>	<ul style="list-style-type: none"> • When pets are not present, spot treat localized areas of floors pets may frequent including pet resting areas. Old pet bedding should be removed and replaced with clean, fresh bedding after treatment of pet area. Do not allow people or pets to enter the treated area until spray has dried.
<p>Treatment of Wood-in-Place to Kill Exposed Stages of Wood-Infesting Insects</p>	<ul style="list-style-type: none"> • For the control of insects including Termites, Ants and Carpenter Ants in localized areas of infested wood in and around structures, apply to voids and galleries in damaged wood and in spaces between wooden members of a structure and between wood and foundations where wood is vulnerable. Not intended to replace structural treatments.
<p>To Kill Insects [in Greenhouses] and Indoor Plants</p>	<ul style="list-style-type: none"> • Spray leaves of infested indoor plants. • Some plants may be sensitive to the spray solution, so first test a small area.

{End Option 2}

VI. Pest List

[For Use With Any Option]

PESTS CONTROLLED

Caterpillars,
Butterflies and
Moths

Tent forming caterpillars, cocoon forming caterpillars, chrysalis forming caterpillars. Leaf feeding caterpillars (including leaves of flowering plants, bushes and other ornamentals, vegetables and trees), azalea leafminers, green cloverworm, fruit eating caterpillars, legume feeding caterpillars, vegetable feeding caterpillars, stem and trunk boring caterpillars, and leafrolling caterpillars.

Caterpillars of the Yucca Moth family including Fairy moths and Yucca moths; Clothes moth family; bagworm moth family, Gelechiid moth family including Potato tuber moths; Ermine Moth family including Ailanthus Webworm moth; Clear Winged moth family including Manroot borer, Squash Vine borer, Doll's Clearwing moth, California Sycamore borer; Tortricid Moth family (millers) including Fruit Tree Leafroller moth, Orange Tortrix, and Codling moth; Skippers including Least Skipper, Silver-spotted Skipper, and Long-tail Skipper; Swallowtails including Green swallowtail, Zebra Swallowtail, Giant Swallowtail (Orange Tail, Orange Puppy), Pale Swallowtail, Eastern Tiger Swallowtail, Eastern Black Swallowtail, Spicebush Swallowtail, and Phoebus; Whites, Sulphurs and Orange Tips family including Sara Orange Tip, Great Southern White, and European Cabbage Butterfly; Gossamer-Winged Butterflies Family including Great Purple Hairstreak, Spring Azure, Early Hairstreak, Eastern Tailed blue, Harvester, Silvery Blue, Brown Elfin, Marine Blue, American Copper, and Gray Hairstreak; Metalmark family including Northern Metalmark; Snout Butterflies family including Common Snout Butterfly; Brush-Footed Butterfly family including Gulf Fritillary, White Peacock, Harris' Checkerspot, Painted Lady (Thistle butterfly), American Painted Lady (Painted Beauty), Baltimore, Zebra (Yellow-barred Heliconian), Viceroy, White Admiral (Banded Purple), Mourning Cloak, Milbert's Tortoise Shell, Pearl Crescent, Question Mark, Buckeye, Great Spangled Fritillary, and Red Admiral; Hackberry and Goatweed Butterfly family including Hackberry butterfly; Satyrs, Nymphs and Arctics family including Wood Nymph (American Grayling), White Wood Satyr, Eyed Brown (Grass Nymph), Pearly Eye, and Chryxus Arctic; Smoky Moth family including Grape Leaf Skeletonizer; Slug Caterpillar Moth family including Saddleback Caterpillar Moth; Pyralid Moths family including Mediterranean Flour Moth Sod Webworm Moth, Indian Meal Moth, Meal Moth; Plume Moth family including Artichoke Plume Moth; Measuringworm Moth family including Tulip Tree Beauty, California Cankerworm Moth, and Large California Spanworm Moth; Tent Caterpillar Moth family including Western Tent Caterpillar Moth; Giant Silkworm Moth family including Luna Moth, Polyphemus moth, Io Moth, Promethea Moth (Spicebush Silkworm), Regal Moth (Royal Walnut Moth), Rosy Maple Moth, Imperial Moth, Sheep Moth, Cecropia Moth, and Cynthia Moth; Sphinx moth family including Virginia-creeper Sphinx, Pandora Sphinx, Hummingbird Moth (Common Clearwing), White-lined Sphinx, Tomato Hornworm Moth, Tobacco Hornworm Moth, Big Poplar Sphinx, Cerisy's Sphinx, and Wild-cherry Sphinx; Prominents family including Tentacled Prominents (Puss Moths), and Red-humped

	Appleworm Moth; Tiger Moth family including Ornate Tiger Moth, Yellow Woolly Bear Moth, Acraea Moth, Milkweed Tiger Moth, Spotted Tiger Moth, Colona, Woolly Bear Caterpillar Moth (Banded Woolly Bear), Lichen Moth, and Rattlebox Moth; Ctenuchid Moth family including Virginia Ctenuchid moth; Tussock moth family including Gypsy Moth, White-marked Tussock Moth; Owlet Moth family including Eight-spotted Forester, Black Witch, Alfalfa Looper, Sweetheart Underwing, Locust Underwing, and Hebrew.
Common Bristletails	Silverfish Family including Silverfish, and Firebrat
Springtails	Podurid Springtail family including Snow Pea, Seashore Springtail; Entomobryid Springtail family including Ainsley's Springtail; Globular Springtail family
Cockroaches	Blattid Cockroach Family including Oriental Cockroach (Asiatic Cockroach, Shad Cockroach), and American Cockroach (Waterbug); Blattellid Cockroaches family including German Cockroach (Croton Bug)
Termites	Rotting-wood termite family including Pacific Coast Termite; Subterranean termite family including subterranean termites. Not intended to replace structural treatments. For termites – not recommended as sole protection against termites. Such applications are not a substitute for mechanical alterations, soil or foundation treatment but merely as a supplement. For active infestations, get a professional inspection.
Earwigs	Long-Horned Earwig family including Ring-legged Earwig, and Riparian Earwig; Common Earwig family including European Earwig
Grasshoppers & Crickets	Pygmy Grasshopper family including Aztec Pygmy Grasshopper; Short-Horned Grasshopper family including Creosote Bush Grasshopper, Lubber Grasshopper, Painted Grasshopper, Carolina Locust, Dragon Lubber Grasshopper (Gray Dragon), Three-banded Grasshopper (Banded Range Grasshopper), Differential Grasshopper, Red-legged Locust, Spur-throated Grasshopper, Two-striped Grasshopper, Panther-spotted grasshopper, Southeastern Lubber Grasshopper, Alutacea Bird Grasshopper, American Bird Grasshopper, Green Valley Grasshopper, Toothpick Grasshopper, Horse Lubber Grasshopper, Pallid-winged Grasshopper, and Great Crested Grasshopper (Dinosaur Grasshopper); Long-horned grasshoppers and Katydids family including Oblong-winged Katydid, Mormon Cricket, Short-legged Shield back Katydid, California Katydid, Angular-winged Katydid, Keeled Shield-back Katydid, Nebraska Cone-head, Gladiator Katydid, Mescalero Shield-back Katydid, True Katydid (Northern Katydid), and Fork-tailed Bush Katydid; Camel Crickets family including Spotted Camel Cricket, Secret Cove Cricket, Jerusalem Cricket; True Crickets family including House Cricket (Cricket on the Hearth), Field Cricket, California Tree Cricket, Snowy Tree Cricket, and Black-horned Tree Cricket; Mole Cricket family including Northern Mole Cricket and European Mole Cricket
True Bugs	Plant Bug family including Adelphocoris Plant Bugs, Scarlet Plant bugs, Tarnished Plant Bugs, and Four-lined Plant Bug; Assassin bug family including Bee Assassins, Wheel Bug; Ambush Bug family including Jagged Ambush Bug; Lace Bug family including Oak Lace Bug; Seed Bug family including Small Eastern Milkweed Bug; Long-necked Seed Bug, and Large Milkweed Bug; Stilt Bug family including Stilt Bugs; Leaf-footed Bug family including Florida Leaf-footed Bug, and Squash Bug; Scentless Plant Bug family including Eastern Boxelder Bug and Western Boxelder Bug; Stink Bug family including Green Stink Bug, Brown Marmorated Stink Bug, Brochymenas, Two-spotted Stink Bug (Conspicuous Stink Bug), Harlequin Cabbage Bug (Calico Bug, Fire Bug), and Spined Soldier Bug
Cicadas and Kin	Cicada family including Periodical Cicadas, Dogday Harvestfly, and Grand Western Cicada

Treehoppers	Treehopper family, including Thorn-mimic Treehopper, Oak Treehopper, Buffalo Treehopper, and Locust Treehopper
Leafhoppers	Leafhopper family including Grape Leafhopper, Scarlet-and-green Leafhopper, Sharpshooter and Spotted Lanternfly
Thrips	Banded Thrips family including Banded-wing Thrips; Common Thrips family
Beetles	Tiger Beetle Family including Beautiful Tiger Beetle, Dainty Tiger Beetle, Six-Spotted Green Tiger Beetle, and Dejean's Flightless Tiger Beetle; Ground Beetle family including Bombardier Beetle, Fiery Searcher (Caterpillar hunter), European Ground Beetle, Green Pubescent Ground Beetle, Common Black Ground Beetle, and Boat-backed Ground Beetle; Predacious Diving Beetle family including Small Flat Diving Beetle, Large Diving Beetle, and Marbled Diving Beetle; Whirligig Beetle family including Large Whirligig Beetle, and Small Whirligig Beetle; Hister Beetle family including Hister beetles; Rove Beetle family including Gold-and-brown Rove Beetle and Pictured Rove Beetle; Carrion Beetle family including Margined Burying Beetle, Tomentose Burying Beetle (Gold-necked Carrion Beetle), American Carrion Beetle, and Northern Carrion Beetle; Stag Beetle family including Elephant Stag Beetle, Agassiz's Flat-horned Stag Beetle, Reddish-brown Stag Beetle, and Rugose Stag Beetle; Bessbugs family including Patent-leather Beetle (Horned Passalus); Scarab Beetle family including Black Turf Ataenius, European Chafer Beetle (adults), Flower Chafers (Fruit and Flower Chafers), Leaf Chafers, Rose Chafers, Tumblebugs, Goldsmith Beetle, Green Jumping Beetle, Brown Fruit Chafer, Glossy Pillbug, Grapevine Beetle, May Beetles (June Beetles), Ten-lined June Beetles, and Japanese Beetle; Metallic Wood-Boring Beetles including Golden Buprestid, Western Pine Borer (Sculptured Pine Borer), and Divergent Metallic Wood Borer (Flatheaded Cherry Tree Borer); Click Beetle family including Eastern Eyed Click Beetle (Big-eyed Click Beetle), and Fire Beetles; Fireflies (Lightning Bugs) family including Pyralis Firefly, and Pennsylvania Firefly; Soldier Beetle family including Pennsylvania Leather-wing, and Downy Leather-wing, Net-winged Beetle family including Banded Net-wing, and Golden Net-wing; Spider Beetle family including Spider Beetles, and Texan Spider Beetle; Branch and Twig Borer family including Apple Twig Borer; Checkered Beetle family including California Checkered Beetle, Elegant Checkered Beetle, Slender Checkered Beetle, and Red-blue Checkered Beetle; Flat Bark Beetle family including Red Flat Bark Beetle; Pleasing Fungus Beetle including Rough Fungus Beetle; Ladybug Beetles including Multicolored Asian Lady Beetles, Two-spotted Ladybug Beetle, Nine-spotted Ladybug Beetle, Spotless "Nine-spotted" Ladybug, Convergent Ladybug Beetle, and Ash Gray Ladybug Beetle; Darkling Beetles including Horned Fungus Beetle, Broad-necked Darkling Beetle, Plicate Beetle, Yellow Mealworm Beetle, and Ironclad Beetle; Fire-colored Beetles family including Fire Beetles; Blister Beetles family including Striped Blister Beetle, Arizona Blister Beetle, Short-winged Blister Beetle, (Oil Beetle); Long-horned Beetle family including Black-horned Pine Borer, Yellow Douglass Fir Borer, Long-jawed Longhorn, Elder Borer (Cloaked Knotty-horn), Twig Pruners, Pine Sawyer (Spined-neck Longhorn), Golden-haired Flower Longhorn, Locust Borer, Black Pine Sawyer (White Spotted Sawyer), Cylindrical Hardwood Borer, Cottonwood Twig Borer, Cottonwood Borer, Giant Root Borers, Ribbed Pine Borer, California Laurel Borer (Banded Alder Borer), Ivory Marked Beetle, Red Milkweed Beetle (Eastern Milkweed Longhorn), Notch-tipped Flower Longhorn, and Willow Borer; Seed Borer family including Bean Weevil; Leaf Beetle family including Dogwood Calligrapha, Milkweed Tortoise Beetle (Argus Tortoise Beetle), Dogbane Leaf Beetle, Milkweed Leaf Beetle, Willow Leaf Beetle, Spotted Asparagus Beetle, Clavate Tortoise Beetle, Spotted Cucumber Beetle, Waterlily Leaf Beetle, Swamp Milkweed Leaf Beetle, Three-lined Potato Beetle, (Old-fashioned Potato Bug, Colorado Potato Beetle, and Girdled Leaf Beetle; Primitive Weevil family including Oak Timberworm Beetle (Primitive Weevil); Snout Beetles and Weevil family including Boll Weevil, Black Oak Acorn Weevil, Lesser Cloverleaf Weevil, Alfalfa Weevil, Pine Weevils, Rose Weevils, Agrave Billbug, and Stored-grain Billbug (Granary Weevil, Elephant Bug); Bark and Ambrosia Beetle family including Red Turpentine Beetle, Pine and Spruce Engraver Beetles, and Bark Beetles; Pine Shoot Beetle and Elm Leaf Beetle

<p>Bees, Ants, Wasps, Sawflies</p>	<p>Cimbicid Sawflies family including Rusty Willow Sawfly; Common Sawfly family including Northeastern sawfly; Horntail family including Pigeon Horntail, and Smokey Horntails; Stem Sawflies family including Raspberry Horntail; Braconids family including Braconid Wasps; Ichneumons family including Giant Ichneumons, Short-tailed Ichneumons and Red-tailed Ichneumon; Torymid Wasp family including California Torymus; Chalcid family including Golden-yellow Chalcid; Gall Wasp family including California Oak Gall Wasps and Live Oak Gall Wasp; Pelecinid family including American Pelicini; Tiphiid Wasp family including Five-banded Tiphiid Wasp; Velvet-Ants including Thistledown Velvet-ant, Red Velvet-ant, and Cow Killer; Scoliid Wasp family including Scarab-hunter Wasp, and Digger Wasp; Ant family including Spine-waisted ants, Leafcutter ants, Texas Carpenter ants, Black Carpenter ants, Crater-nest ants, Crazy Ants, Tawny Crazy Ants, Texas Shed-builder ant (Acrobat Ant), Red Ant, Legionary Ant, Little Black Ant, Arid Lands Honey Ant, Big-headed Ant, Honey Ant, Argentine ants, Cornfield Ant, Ghost Ant, Odorous House Ant, Pavement Ant, Pyramid Ant, Thief Ant and Fire Ant; Vespid Wasp family including Potter Wasp, Paper Wasps, Yellow Jackets, and Sandhills Hornet; Spider Wasps including Blue-black Spider Wasps, and Tarantula Hawk; Sphecid Wasp family including Thread-waisted Wasps, Eastern Sand Wasp, Steel-blue Cricket Hunter, Purplish-blue Cricket Hunter, Florida Hunting Wasp, Black and Yellow Mud Dauber, Cicada Killer, and Great Golden Digger Wasp; Bee families including Plasterer Bee, Yellow-faced Bees, Virescent Green Metallic Bees, Augochlora Green Metallic Bees, Alkali Bee, Mining Bee, Willow Mining Bee, Nevada Mining Bee, Clarkia Bee, Faithful Leafcutting Bee, Western Leafcutting Bee, Mason Bees, California Leafcutting Bee, Digger Bees, Western Cuckoo Bee, California Carpenter Bee</p>
<p>Flies</p>	<p>Crane fly family including Wood-boring Tupulid, Giant Western Crane Fly, and Crane Flies; Phantom Crane Flies including Phantom Crane Fly; Net-winged Midges including Comstock's Net-winged Midge; Phantom Midges; Black Flies including Black flies; March Flies family including March Flies; Fungus Gnats family including Fungus Gnats; Snipe Fly family including Gold-backed Snipe Fly; Stiletto Fly family including Stiletto Flies; Flower-loving Fly family including Flower-loving Fly; Mydas Fly family including Mydas fly; Robber Fly family including Bearded Robber Fly, Sacken's Bee Hunter, Giant Robber Fly, Bee Killer (Giant Robber Fly), and Robber Flies; Bee Flies including Bee Fly, Large Bee Flies, and Progressive bee Flies; Dance Flies including Dance Flies; Long-Legged Flies including Condyllostylid Long-legged Flies, and Texan Long-legged Fly; Hover Fly family including Woolly Bear Hover Flies, Elongate Aphid Flies, Drone Flies, Bulb Flies, American Hover Flies, and Toxomerus Hover Fly; Thick Headed Fly family including Thick headed fly; Pyrgotid Fly family including Pyrgotid Flies; Fruit Fly family including Walnut Husk Fly, and Apple Maggot Fly; Seaweed Fly family including California Seaweed Fly; Marsh Fly family including Marsh flies; Shore fly family including Yellowstone Brine Fly; Pomace fly family including Vinegar Fly; Anthomyiid Fly family including Dung Fly; Muscid Fly family including House Fly, and Biting Stable Fly; Louse Fly family, Blow Fly family including Blue Bottle Fly, Screw-worm Fly, and Green Bottle Fly; Flesh Fly family including Flesh flies; Tachinid Fly family including Beelike Tachinid Fly, Early Tachinid Fly, Repetitive Tachinid Fly, Tachina Fly, and Fringe-legged Tachinid Fly</p>

Spiders	Folding trapdoor spider family including Turret spider; Tarantula family including Desert Tarantula; Trapdoor Spider family including California Trapdoor spider; Dictynid spider family including Branch-yip spiders; Spitting spider family including Spitting spiders; Violin Spider family including Desert Loxosceles, and Violin Spider; Comb-footed Spider family including American House Spider; Sheet-web Weaver family including Hammock Spider; Orb Weaver family including Orb weavers, barn spider, Garden spider (cross spider), Marbled orb Weaver, Shamrock Spider, Six-spotted Orb-weaver, Silver Argiope, Black-and-Yelley Argiope, Crablike Spiny Orb Weaver, Bola Spider, Arrow-shaped Micrathena, and Golden-silk spider (calico spider); Large-jawed Orb Weaver family including Mabel Orchard Spider, Venusta Orchard Spider, Elongate Long-jawed Orb Weaver, and Long-jawed Orb Weaver; Funnel Web Weaver family including Grass Spiders; Nursery Web Spider family including Brownish-grey Fishing Spider, Six-spotted Fishing spider, and Nursery Web Spider; Wolf Spider family including Burrowing Wolf Spiders, Carolina Wolf spider, Forest Wolf spider, rabid wolf spider, and Thin-legged Wolf spider; Lynx Spider family including Jumping Lynx spider, and green lynx spider; Sac Spider family including Ant-mimic spiders; Wandering spider family including Wandering spiders; Giant Crab spider family including Huntsman spider, and Golden Huntsman spider; Selenopid Crab Spider family including Selenopid Crab Spider; Crab Spider family including Goldenrod spider (flower spider, red-spotted Crab Spider), Elegant Crab Spider, Thrice-banded Crab Spider; Philodromid family including Inconspicuous Crab Spiders; Jumping Spiders including Green Lyssomanes, Dimorphic Jumping Spider, Metaphid Jumping Spider, Ant-mimic Jumping spider, and Daring Jumping spider; Daddy-long-legs family including Eastern Daddy-long-legs and Brown Daddy-long-legs
Ticks, Fleas, Mosquitoes	Ticks including Blacklegged (deer) tick, Brown and American dog tick, and Lone Star Tick.; Fleas including Cat Flea; Mosquitoes including Southern House mosquitoes, Yellow Fever Mosquitoes, and Anopheles mosquitoes
Psyllid, Whiteflies, Aphids, Mealybugs, Scale Insects	Psyllid family including American Alder Psyllid; Whitefly family including Greenhouse Whitefly; Aphid family including Green Apple Aphid, Rosy Apple Aphid, Rose, Pea and Potato Aphid, Root Aphid, Coudy-winged Cottonwood Aphid, and Giant Willow Aphid; Woolly and Gall-Making Aphid family including Woolly Apple Aphid; Giant Scale Insects family including Cottony Cushion Scale; Armored Scale Insects family including Oyster Shell Scale; Mealybug family including Long-tailed mealybug; Cochineal Bug family including Cochineal bug.
Millipedes	Millipedes including soft millipedes, Florida millipede, Almond millipede, North American millipede and flat millipedes

[Common] {Home} {Garden} Vegetable, Fruit, Berries, and Nut Pests

Plant	Pests
Vegetable Plants	Alfalfa Looper, Bean Leaf Beetle, Blister Beetles, Brown Stink Bug, Cabbage Looper, Cabbage Webworm, Chinch Bug, Colorado Potato Beetle, Corn Borer, Corn Rootworm (Adult), Corn Rootworm Beetle (adult), Corn Silkfly, Cowpea Curculio, Cucumber Beetles. (adult), Cutworm spp., Diamondback Moth, European Corn Borer, Fall Armyworm, Fall Cabbage Looper, Flea Beetle, Garden Webworm, Grasshopper spp., Green Cloverworm, Green Stink Bug, Ground Beetles, Hornworms, Imported Cabbageworm, Japanese Beetle (Adult), Leaf Skeletonizers, Leafhopper spp., Leafminers (adults), Lesser Cornstalk Borer, Loopers, Lygus Bugs, Meadow Spittlebug, Melonworm, Mexican Bean Beetle, Onion Maggot Adults, Onion Thrips, Painted Lady (Thistle) Caterpillar, Pea Leaf Weevil, Pea Weevil, Pepper Maggot (adults), Pepper Weevil, Plant Bugs, Pickleworm, Plant Bugs, Potato Leafhopper, Potato Psyllid, Potato Tuberworm, Red-necked Peanut Worm, Rindworm, Saltmarsh Caterpillar, Sap Beetle (adults), Seedcorn Beetle, Seedcorn Maggot (adult), Silverspotted Skipper, Southern Armyworm, Southern Cabbageworm,

	<p>Southern Corn Rootworm (adult), Southwestern Corn Earworm, Soybean Looper, Spittlebug, Squash Bug, Squash Vine Borer, Stink Bug spp., Tarnished Plant Bug, Three-Cornered Alfalfa Hopper, Thrips, Tobacco Budworm, Tobacco Thrips, Tomato Fruitworm, Tomato Pinworm, Tomato Psyllid, True Armyworm, Vegetable Weevil, Velvetbean Caterpillar, Whiteflies, White fringed Beetle (adult), wireworm (adults), Yellow-Striped Bean Leaf Beetle, Yellow striped Cabbage Maggot, Yellow-striped Celery Leaf Tier.</p>
<p>Berry, Fruit, and Nut Plants and Trees</p>	<p>American Plum Borer, Apple Maggot, Black Cherry Aphid, Black Pecan Aphid, Cherry Fruit Fly, Codling Moth, Eastern grape leafhopper, European Apple Sawfly, Filbert Worm, Green Fruitworm, Hickory Shuckworm, Japanese Beetle, Leafhoppers, Leafrollers, Lesser Appleworm, Lesser Peach Tree Borer, Navel Orangeworm, Oblique Banded Leafroller, Orange Tortrix, Oriental Fruit Moth, Pandemis Leafroller, Peach Tree and Twig Borer, Pear Psylla, Pecan Leaf Casebearer, Pecan Nut Casebearer, Pecan Phylloxera, Pecan Weevil, Plant Bugs, Plum Curculio, Potato Leafhopper, Redbanded Leafroller, Root Weevils, Rose Chafer, Rosy Apple Aphid, Spirea Aphid, Spotted Lanternfly, Spotted Tentiform Leafminer, Stink Bugs, Tarnished Plant Bug, Tufted Apple Bud Moth, Variegated leafhopper, Variegated Leafroller, Walnut Aphid, Walnut Husk Fly, Western Cherry Fruit Fly, Western grape leafhopper, White Apple Leafhopper, Yellow Pecan Aphid</p>

VII.- Optional Refill/Reuse Directions (for use with any option)

1. {Note to EPA: optional Directions For Use when packaged accordingly with two RTU bottles and one RTU spray nozzle. Label may feature graphics representing below refill/reuse directions}









<p>[Using] [How] [To Reuse] [To Attach] [the] [Sprayer][Spray nozzle][to the F6578 EW Insecticide bottle]</p>	<p>[Removing [Sprayer] [Spray Nozzle] from [F6578 EW Insecticide] Bottle:]</p> <ol style="list-style-type: none"> 1. Remove [Sprayer][Spray Nozzle] from empty [F6578 EW Insecticide] Bottle by twisting the neck of the [sprayer][spray nozzle] counter-clockwise. 2. To dispose of empty [F6578 EW Insecticide] bottle, see Directions for Storage and Disposal section [on page XX]. <p>[Adding the [Sprayer] [Spray nozzle] to the refill [F6578 EW Insecticide] Bottle:]</p> <ol style="list-style-type: none"> 1. Remove the cap from the top of the refill [F6578 EW Insecticide] bottle by pushing down and twisting it counter-clockwise. 2. [Remove foil seal from the [F6578 EW Insecticide] [refill] bottle.] 3. Holding the [sprayer][spray nozzle] by the neck, secure the [sprayer][spray nozzle] onto the refill [F6578 EW MASTER Insecticide] bottle by twisting it clockwise until tight. 4. Shake well before use. <p>[Sprayer][Spray nozzle] for use only with F6578 EW Insecticide. Do not use for any other purpose.</p>
--	--

2. {Note to EPA: optional Directions For Use when packaged accordingly with one RTU bottle and One bottle or jug of refill. Label may feature graphics representing below refill/reuse directions}

<p>[How] [to refill] [the] [Bottle] [with] [included] [F6578 EW MASTER Insecticide] Refill [bottle][jug]</p>	<ol style="list-style-type: none"> 1. Hold the empty [F6578 EW Insecticide] [RTU] bottle and twist the neck of the [sprayer][spray nozzle] counter-clockwise. 2. Remove the cap from the top of the [F6578 EW Insecticide] refill [bottle][jug] by pushing down and twisting it counter-clockwise. 3. Remove foil from the [F6578 EW Insecticide] refill [bottle][jug]. 4. Carefully pour the liquid from the [F6578 EW Insecticide] refill [bottle][jug] into the empty [F6578 EW Insecticide] [RTU] bottle. 5. Reattach sprayer by holding the refilled [F6578 EW Insecticide] [RTU] bottle and twisting the neck of the [sprayer][spray nozzle] clockwise until tight. 6. Shake well before use. 7. To dispose of empty [F6578 EW Insecticide] refill bottle, see Directions for Storage and Disposal section [on page XX]. <p>Refill bottle with F6578 EW Insecticide only. Do not use for any other purpose.</p>
---	---

VIII. Glossary of Icons

{Note to reviewer: The following are representative icons that may be used in conjunction with text as noted in label}

<p><u>Product Facts Icon</u></p>	
<p><u>Where to use Icon</u></p>	<p><u>Lawn and Garden Applications</u></p> 
<p><u>Fruit and vegetable icon</u></p>	
<p><u>Pests</u></p>	
<p><u>Kills Pests</u></p>	 <div style="display: flex; justify-content: space-around; margin-top: 10px;"> <div data-bbox="375 1587 708 1864">  <p>CARPENTER ANTS</p> </div> <div data-bbox="740 1587 1049 1864">  <p>CARPENTER BEES</p> </div> <div data-bbox="1081 1587 1365 1864">  <p>TERMITES</p> </div> </div>

	
<u>Manufacturing Information</u>	
<u>Supplemental Distributor Company logo</u>	
<u>Supplemental Distributor Company Brand Name Logo</u>	 <p><i>{Note to Reviewer: Both “Ambro Quick Kill Insect Killer Concentrate” and “Ambro Quick Kill Insect Killer Ready to Spray” were approved as Product Names. See approved Supplemental Distributor Notice (dated 8/22/2016) for for 90098 (Central Garden & Pet).}</i></p>