



OFFICE OF CHEMICAL SAFETY AND POLLUTION PREVENTION

WASHINGTON, D.C. 20460

August 30, 2024

Catherine Rice
Registration Manager
FMC Corporation
2929 Walnut Street
Philadelphia, PA 19104

Subject: Label Amendment – Revise label pest statements and cypermethrin registration review
Product Name: F6570 EW Master Insecticide
EPA Registration Number: 279-3347
Application Date: 9/22/2022 and 8/31/2021
Case Number: 474074 and 472137

Dear Christine Rice:

The amended label referred to above, submitted in connection with registration under the Federal Insecticide, Fungicide, and Rodenticide Act (FIFRA), as amended, is acceptable. This approval does not affect any conditions that were previously imposed on this registration. You continue to be subject to existing conditions on your registration and any deadlines connected with them.

The Agency, in accordance with the Federal Insecticide, Fungicide and Rodenticide Act (FIFRA), as amended, has completed reviewing all of the information submitted with your application to support the Registration Review of the above referenced product in connection with the cypermethrin Final and/or Interim Decision, and has concluded that your submission is acceptable.

A stamped copy of your labeling is enclosed for your records. This labeling supersedes all previously accepted labeling. You must submit one copy of the final printed labeling before you release the product for shipment with the new labeling. In accordance with 40 CFR 152.130(c), you may distribute or sell this product under the previously approved labeling for 12 months from the date of this letter. After 12 months, you may only distribute or sell this product if it bears this new revised labeling or subsequently approved labeling. "To distribute or sell" is defined under FIFRA section 2(gg) and its implementing regulation at 40 CFR 152.3.

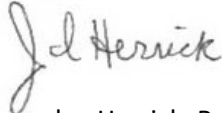
Should you wish to add/retain a reference to the company's website on your label, then please be aware that the website becomes labeling under FIFRA and is subject to review by the Agency. If the website is false or misleading, the product would be misbranded and unlawful to sell or distribute under FIFRA section 12(a)(1)(E). 40 CFR 156.10(a)(5) lists examples of statements EPA may consider false or misleading. In addition, regardless of whether a website is referenced on your product's label, claims made on the website may not substantially differ from those claims approved through the registration process. Therefore, should the Agency find or if it is brought to our attention that a website contains

false or misleading statements or claims substantially differing from the EPA approved registration, the website will be referred to the EPA's Office of Enforcement and Compliance.

Your release for shipment of the product constitutes acceptance of these conditions. If these conditions are not complied with, the registration will be subject to cancellation in accordance with FIFRA section 6.

If you have any questions, please contact Elizabeth Andrews at 202-566-267 or at Andrews.Elizabeth@epa.gov.

Sincerely,

A handwritten signature in dark ink, appearing to read "J. Herrick". The signature is written in a cursive, flowing style.

Jacquelyn Herrick, Product Manager 03
Invertebrate & Vertebrate Branch 1
Registration Division (7505T)
Office of Pesticide Programs

Enclosure

F6570 EW MASTER Insecticide

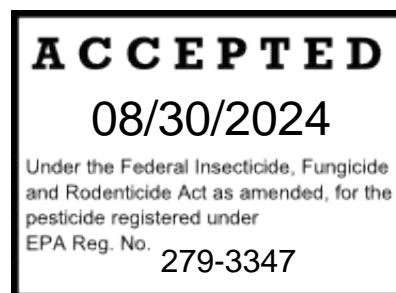
For Residential Indoor and Outdoor Uses, [including Lawns, Home Perimeter, Home Vegetable Gardens, Ornamental & Flower Gardens].

[For Home Fruit & Vegetable Gardens, Ornamental & Flower Gardens, Lawns, and [Perimeters]][Around the Home]]

EPA Reg. No. 279-3347

EPA Est. 279-

Active Ingredient:	By Wt.
Zeta-Cypermethrin*	0.35%
Other Ingredients:	99.65%
	100.00%



(* F6570 EW MASTER contains 0.03 lb active ingredient per gallon.)

* Cis/trans ratio: Max. 75% (±) cis and min. 25% (±) trans

KEEP OUT OF REACH OF CHILDREN

FIRST AID	
If swallowed	<ul style="list-style-type: none">• Call poison control center or doctor immediately for treatment advice.• Have person sip a glass of water if able to swallow.• DO NOT induce vomiting unless told to do so by the poison control center or doctor.• DO NOT give anything by mouth to an unconscious person.
If in eyes	<ul style="list-style-type: none">• Hold eye open and rinse slowly and gently with water for 15-20 minutes.• Remove contact lenses, if present, after the first 5 minutes, then continue rinsing eye.• Call a poison control center or doctor for treatment advice.
HOTLINE NUMBER	
Have the product container or label with you when calling a poison control center or doctor, or going for treatment. You may also contact 1-(800)-331-3148 for Emergency Assistance.	
NOTE TO PHYSICIAN	
Skin contact (vapor or powder) may be followed by transient tingling or numbness, usually of the face, but this subsides without treatment. This product is a pyrethroid. If large amounts have been ingested, the stomach and intestines should be evacuated. Treatment is symptomatic and supportive.	
For Information Regarding the Use of this Product Call 1-800-321-1FMC (1362).	

[Sold by:]



FMC Corporation
2929 Walnut Street
Philadelphia PA 19104

[Distributed by:]

Nonrefillable Container

or

Refillable Container

Net Contents:

Net Contents:

Batch Code -OR- Lot Number

PRECAUTIONARY STATEMENTS

ENVIRONMENTAL HAZARDS

This pesticide is extremely toxic to fish, aquatic invertebrates, oysters and shrimp. To protect the environment, do not allow pesticide to enter or run off into storm drains, drainage ditches, gutters or surface waters. Applying this product in calm weather when rain is not predicted for the next 24 hours will help to ensure that wind or rain does not blow or wash pesticide off the treatment area. Rinsing application equipment over the treated area will help avoid run off to water bodies or drainage systems. Care should be used when spraying to avoid fish and reptile pets in/around ornamental ponds. This product is highly toxic to bees exposed to direct treatment or residues on blooming crops or weeds. Do not apply this product or allow it to drift to blooming crops or weeds if bees are foraging the treatment area.

DIRECTIONS FOR USE

It is a violation of Federal law to use this product in a manner inconsistent with its labeling.

[(SHAKE WELL BEFORE USING)]

[Open for Precautionary Statements, First Aid and Complete Directions for Use]

USE RESTRICTIONS

{NOTE TO REVIEWER: One of the following two statements must be included on the commercial label. Which one is determined by the whether or not the commercial label includes indoor uses}

- For both indoor and outdoor use.
- For outdoor use only.
- **DO NOT** treat pets with this product.
- **DO NOT** apply this product in a way that will contact adults, children, or pets, either directly or through drift.
- **DO NOT** allow adults, children, or pets to enter the treated area until sprays have dried.
- Remove pets, birds, and cover fish aquariums before spraying.
- Avoid contamination of food and feedstuffs. Remove or cover exposed food and drinking water before application.
- **DO NOT** use in food handling establishments in which food is held, processed, prepared, and/or served. [{NOTE TO REVIEWER: this restriction will be excluded when only indoor uses option are included on the label}] When used in the home, remove or cover dishes, utensils, food processing equipment, and food preparation surfaces or wash them before use.]
- **DO NOT** apply directly to animals.
- **DO NOT** use in aircraft.

{NOTE TO REVIEWER: The following information will only be included when outdoor uses are included on the marketed label}

[FOR OUTDOOR USES]

All outdoor applications must be limited to spot or crack-and-crevice treatments only, except for the following permitted uses:

1. Application to pervious surfaces such as soil, lawn, turf, and other vegetation;
2. Perimeter band treatments of 7 feet wide or less from the base of a man-made structure to pervious surfaces (e.g., soil, mulch, or lawn);
3. Applications to underside of eaves, soffits, doors, or windows permanently protected from rainfall by a covering, overhang, awning, or other structure;

4. Applications around potential exterior pest entry points into man-made structures such as doorways and windows, when limited to a band not to exceed one inch;
5. Applications to vertical surfaces (such as the side of a man-made structure) directly above impervious surfaces (e.g., driveways, sidewalks, etc.), up to 2 feet above ground level;
6. Applications to vertical surfaces directly above pervious surfaces, such as soil, lawn, turf, mulch or other vegetation) only if the pervious surface does not drain into ditches, storm drains, gutters, or surface waters.

For spot treatments: Spot treatments must not exceed two square feet in size (for example, 2 ft by 1 ft or 4 ft by 0.5 ft).

For crack-and-crevice treatments: To treat insects harbored in voids and cracks-and-crevices, applications must be made in such a manner to limit dripping and avoid runoff onto untreated structural surfaces and plants.

DO NOT apply directly to impervious horizontal surfaces such as sidewalks, driveways, and patios except as a spot or crack-and-crevice treatment.

Treat surfaces to ensure thorough coverage but avoid runoff.

DO NOT make applications during rain. Avoid making applications when rainfall is expected before the product has sufficient time to dry (minimum 4 hours).

Rainfall within 24 hours after application may cause unintended runoff of pesticide application.

DO NOT apply or irrigate to the point of runoff.

DO NOT apply the product into fish pools, ponds, streams, or lakes. **DO NOT** apply directly to sewers or storm drains, or to any area like a drain or gutter where drainage to sewers, storm drains, water bodies, or aquatic habitat can occur.

For soil or foliar applications, **DO NOT** apply by ground within 25 feet of lakes, reservoirs, rivers, permanent streams, marshes or natural ponds, estuaries and commercial fish farm ponds.

DO NOT allow the product to enter any drain during or after application.

DO NOT allow to enter indoor or outdoor drains.

No permita la entrada a desagües internos o externos.

NOTE: The application of this product to vinyl and aluminum siding (particularly lightly colored, aged, weathered or otherwise damaged) may result in staining, bleaching or discoloration. Factors including extreme heat and direct sunlight can promote damage. Before applying this product to vinyl or aluminum siding, treat a small area and evaluate 30 minutes later to allow any potential staining to occur. Regardless of the test results, do not apply to vinyl or aluminum siding while exposed to direct sunlight or during the heat of the day.

[IMPORTANT – Directions for] Storage and Disposal

Pesticide Storage: Store in original container in a cool dry area away from heat or open flame and in an area inaccessible to children and pets. Keep from freezing.

DO NOT pour or dispose down-the-drain or sewer. Call your local solid waste agency for local disposal options.



For Containers with Refill Instructions:

PESTICIDE DISPOSAL AND CONTAINER HANDLING: Refillable Plastic container. Refill this container with pesticide only. Do not reuse or refill this container unless the directions for use allow a different concentrated or ready-to-use product to be diluted in or poured directly into the container. Reuse or refill this container according to the directions contained in the HOW TO REFILL Directions. **If empty:** Place in trash or offer for recycling if available. **If partly filled:** Call your local solid waste agency for disposal instructions. Never place unused product down any indoor or outdoor drain. [Insert disposal icon, see Glossary of Icons]

For Containers without Refill Instructions:

PESTICIDE DISPOSAL AND CONTAINER HANDLING: Nonrefillable Plastic container. Do not reuse or refill this container. **If empty:** Place in trash or offer for recycling if available. **If partly filled:** Call your local solid waste agency for disposal instructions. Never place unused product down any indoor or outdoor drain.

[If you have a medical emergency, need consultation on diagnosis, therapy and analysis please call (800) 420-9347]

[If you have questions relating to product use or application, please call (866) 945-5033]

[If you have a product spill or transportation emergency call (800) 424-9300]

[For Consumer Refund: TechPac, LLC PO Box 95437 Palatine, IL 60095-0437]

Conditions of Sale and Limitation of Warranty and Liability:

NOTICE: Read the entire Directions for Use and Conditions of Sale and Limitation of Warranty and Liability before buying or using this product. If the terms are not acceptable, return the product at once, unopened, and the purchase price will be refunded.

The Directions for Use of this product must be followed carefully. It is impossible to eliminate all risks inherently associated with the use of this product. Crop injury, ineffectiveness, or other unintended consequences may result because of such factors as manner of use or application, weather or crop conditions beyond the control of FMC or Seller. To the extent consistent with applicable law, all such risks shall be assumed by Buyer and User, and Buyer and User agree to hold FMC and Seller harmless for any claims relating to such factors.

Seller warrants that this product conforms to the chemical description on the label and is reasonably fit for the purposes stated on the Directions for Use when used in accordance with the directions under normal conditions of use. EXCEPT AS WARRANTED BY THIS LABEL, FMC MAKES NO WARRANTIES OF MERCHANTABILITY OR OF FITNESS FOR A PARTICULAR PURPOSE, NOR ANY OTHER EXPRESS OR IMPLIED WARRANTIES WITH RESPECT TO THE SELECTION, PURCHASE, OR USE OF THIS PRODUCT. Any warranties, express or implied, having been made are inapplicable if this product has been contrary to label instructions, or under abnormal conditions, or under conditions not reasonably foreseeable to (or beyond the control of) seller or FMC, and buyer assumes the risk of any such use.

{NOTE TO REVIEWER: [Text] in brackets denotes optional or explanatory language}

To the extent consistent with applicable law FMC or seller shall not be liable for any incidental, consequential or special damages resulting from the use or handling of this product. TO THE EXTENT CONSISTENT WITH APPLICABLE LAW, THE EXCLUSIVE REMEDY OF THE USER OR BUYER, AND THE EXCLUSIVE LIABILITY OF FMC AND SELLER FOR ANY AND ALL CLAIMS, LOSSES, INJURIES OR DAMAGES (INCLUDING CLAIMS BASED ON BREACH OF WARRANTY, CONTRACT, NEGLIGENCE, TORT, STRICT LIABILITY OR OTHERWISE) RESULTING FROM THE USE OR HANDLING OF THIS PRODUCT, SHALL BE THE RETURN OF THE PURCHASE PRICE OF THE PRODUCT OR, AT THE ELECTION OF FMC OR SELLER, THE REPLACEMENT OF THE PRODUCT.

This Conditions of Sale and Limitation of Warranty and Liability may not be amended by any oral or written agreement.

FMC – Trademark of FMC Corporation
© 2023 FMC Corporation All Rights Reserved

I. Optional Marketing Claims

Ready-to-Spray/Concentrate

Ready-to-spray [Ready-to-mix] [lawn] [liquid] [concentrate]
Mixes [dilutes] automatically [as] [when] [you spray]
Hose end concentrate / Easy to spray concentrate
[Attach][Just insert] hose and spray.
Connect & Spray (Sprinkle) (Soak) Applicator
Unique [shower head] sprayer design

General

Easy to use
Water based Formula.
Guaranteed results[*] [*]or your money back
Guaranteed to work[*] [*]or your money back
Simply point & spray
[No Measuring][Required] No Mixing, No Pumping.
No Mixing, No measuring required.
[No odor][Odorless]
[Non-staining][No odor][Odorless]formula
Insect Killer
Powered by Zeta [Zeta-C]!
Formula {insecticide} provides [same day] control
Kills by Contact. Starts acting within Minutes*. *except ticks
Visible activity within Minutes*. *except ticks
Works in Minutes*. *except ticks
Advanced Killing Action starts within minutes*. *except ticks
Kills [insert listed insect] fast!. {NOTE the listed insect will not be fire ants, fleas, ticks, or mosquitoes}
Kills over 100.... [500] insects!
Fast Acting within minutes!*. *except ticks
Visible results [in minutes]
Kills by contact

Up 3 Month control of [listed insect]! {NOTE the listed insect will not be fire ants, fleas, ticks, or mosquitoes}

Up to 12 [weeks] [3] [months] control of nuisance pests [listed insect]! {NOTE the listed insect will not be fire ants, fleas, ticks, or mosquitoes}

Kills fast* and [lasts][protects] up to 12 weeks [3] [months]*. *except fire ants, fleas, ticks, and mosquitoes

Keeps protecting up to 12 weeks [3] [months]after application*. *except fire ants, fleas, ticks, and mosquitoes

One application – up 12 weeks [3] [months]control*. *except fire ants, fleas, ticks, and mosquitoes

Kills by Contact [and keeps killing {protecting}] {up to12 weeks [3] [months]*. *except fire ants, fleas, ticks, and mosquitoes

Lasts {up to} 12 weeks [3] [months]*. *except fire ants, fleas, ticks, and mosquitoes

Up to 12 weeks [3] [months]month control {protection}*. *except fire ants, fleas, ticks, and mosquitoes

Earlier reapplication may be required in areas of high infestation

Got [insert listed pest], use [insert Brand Name here][!]

Got [household][insert listed pest], use [insert Brand Name here][!]
Kills more insects*
*versus previous label
Plant A Love for Gardening

Kills over 1....[500] listed common household insects [indoors][and][outdoors][inside and out]
Kills [over] 1....[500] [annoying][damaging] listed insects [within minutes]* [and prevents new infestations] [for up to [3] [months]]*. *except fire ants, fleas, ticks, and mosquitoes
Kills over 1....[500] [listed] pests* & prevents new infestations** [*as listed] **except fire ants, fleas, ticks and mosquitoes {NOTE: if bracketed portion is not used, the exclusion is not needed}
Kills [annoying][damaging] listed insects [and prevents new infestations*] *except fire ants, fleas, ticks, and mosquitoes {NOTE: if bracketed portion is not used, the exclusion is not needed}
Kills listed common household [ants][roaches][insects][bugs]
Kills Ants, Roaches, Spiders and Other Home Invading Pests as listed
Kills Carpenter Ants and other listed [ant][roaches][insect][bug] species {by Contact!}
Kills by contact and keeps killing up to 3 months* *except fire ants, fleas and ticks
Kills stink bugs
[Kills] Controls hard to kill [tough] [insects] [pests] [plus fire ants] as listed
Kills blacklegged, lone star, and brown dog ticks, mosquitoes and other listed invading [pests][insects]
Kills blacklegged, lone star, and brown dog ticks and mosquitoes

Kill [annoying] [damaging] [insects*] [pests*] and reclaim your [lawn][home] [today!] *as listed

Kills blacklegged ticks that may transmit Lyme Disease and brown dog ticks.
Kills mosquitoes [including mosquitoes [that may transmit [West Nile Virus] [Zika Virus] and [Chikungunya Virus]]
Attack mosquitoes before they attack you [with F6570 EW MASTER Insecticide]

Kills [insert listed insect]
Kills [insert listed insect] and other listed pests [insects]

Kills [ants] [beetles] [chinch bugs] and other listed pests [insects]

Indoor

Keeps Killing Ants* {for} up to 9 months {indoors} *except Fire, Pharaoh and Harvester Ants
Provides up to three [3] months [ant][and][roach] Control {indoors}
Reclaim your home [indoors][today] from [annoying][ants][roaches][insects*][bugs*][!]
*as listed
Kills listed Home Invading Insects [pests] [ants]
Kills over 100..... [350] listed pests.
Keeps Bugs Out!

F6570 EW is a convenient [liquid] spray that protects your home from listed invading insects — kills ants* by contact and keeps killing [ants][inside] for up to 9 months. *except Fire, Pharaoh and Harvester Ants

{KILLS: Ants, Roaches, Spiders and Other Home Invading Pests as listed.}
{USE: Indoors as a spot treatment}

Outdoor

Can be used as an outdoor barrier treatment* *except fleas, ticks, and mosquitoes

Creates a [pest / insect / bug] barrier* *except fleas, ticks and mosquitoes

Kills [insert listed insect] outside so they can't come inside!

Kills invading insects that may enter from neighboring units.

For outdoor use

Protects your lawn for up to 4 weeks [3 months!* *except fleas, ticks, and mosquitoes] {NOTE:

Exception excluded unless bracketed claim is applied on FPL}

Use on [lawns] [and gardens] [Outdoor Surfaces][plants] [vegetables][fruit][flowers][trees] [Shrubs]

[Home Perimeter][Lawns][shrubs][ornamentals][decks][home siding][patio^][driveway^][ornamentals]

^Crack and Crevice or spot treat only.

Tough on [insert listed insects], gentle on [your] lawn* [or garden] [plants] [shrubs] [vegetables]

[fruits] [edibles] [flowers][trees][ornamentals][home][concrete surfaces] [brick] [patio] [wood] [siding]

[deck] *when used as directed

Won't harm [your] lawn* [or garden] [plants] [shrubs] [vegetables] [fruits] [edibles]

[flowers][trees][ornamentals][home][concrete surfaces][brick][patio][wood][siding][deck] *when used as directed

Kills lawn [and garden] [invading] pests {insects} [including] [ants] [aphids] [armyworms] [beetles]

[cutworms] [fruit flies] [Japanese beetles] [chinch bugs] [caterpillars] [sod worms] [squash bugs]

[white flies] and other listed pests {insects}

Kills [ants] [beetles] [Japanese beetles] [chinch bugs] [caterpillars] [sod worms] [white flies] and other listed pests {insects}

Control [Kills] lawn [invading] damaging insects [pests][plus fire ants] as listed

Protects lawn from common pests {insects} as listed

Stops {prevents} lawn damage [from insects {pests}] as listed

[simple] [easy] one [step] [application] lawn protection

Kills listed nuisance pests outdoors [and on your lawn] [before they can come inside]

Reclaim your lawn [outdoors] [garden] [today] from [annoying] [damaging] [insects*] [bugs*] [pests*]

*as listed

Kill [annoying] [damaging] listed [insects] [pests] and reclaim your lawn [garden] [today!]

Don't let insects* [bugs*] feed on your lawn another day. *as listed

Kills Fire Ants by contact [and prevents new mounds from forming] up to [4] [weeks].

Kills the Queen. Kills the Mound [colony]

Kills Fire Ants by Contact. [and keeps killing for [4] weeks]].

Kills colony in 24 hrs. Starts killing Fire Ants Immediately.

Prevents new mounds from forming up to [4] weeks

One application lasts {protects} for [4] weeks against fire ants

Kills [a wide range of listed crawling and flying] listed wood-infesting pests

Protects your home, deck and other wood structures from listed wood-destroying insects

Kills listed Wood-Destroying Insects [by Contact]

Home foundation treatment

Kills termites, carpenter ants, carpenter bees, wood boring beetles and more* *listed insects
Kills listed wood-destroying insects outside, so they can't come inside
Kills listed termites & carpenter ants outside, so they can't come inside
[Reliable] Protection from listed [wood-destroying/wood-damaging] [insects/pests]

Treat for [Lawns][Home Perimeter Treatment][Outdoor Surfaces][shrubs][ornamentals][decks][home siding][patio][driveway]
Kills [listed pests] outside, so they can't come inside
Kills [damaging][harmful] [listed pests] [within minutes*]. *except fire ants, fleas, ticks, and mosquitoes
Kills [damaging][harmful] [listed pests]

Protect your home from listed [wood destroying insects][termites & carpenter ants]

Protects edibles from insect damage
Keeps protecting up to [2 weeks] [one day] before harvest*
Will not harm plants* [or blooms*] *when used as directed
[Developed] for use on edibles [and flowers]
[Specially] formulated for [use on more than 100 types of] fruits and vegetables
Kills Japanese Beetles, Aphids, hornworms and other listed pests [up to one day before harvest*]
*for listed fruit and vegetable plants
Specially formulated for use on more than 100 types of fruits and vegetables
Reclaim your lawn [garden] [outdoors] [today] from listed [annoying] [damaging] [insects] [bugs] [pests]
Kill listed [annoying] [damaging] [insects] [pests] and reclaim your lawn [garden] [today!]
Don't let insects {bugs} feed on your lawn [garden] another day.
Reclaim your garden!
Use until one day before harvest
Tough on [listed insect], gentle on [shrubs*] [vegetables*] [gardens*] *when used as directed

Coverage Claims

{Note to Reviewer: Only one of the following two tables will appear on the final printed label – Table 1a is for RTS containers; Table 1b is for Concentrate/refills}

Table 1[a]: Maximum Coverage Information

RTS Container size		Maximum Coverage Information		Other claims
		sq ft	Number of Ant mounds	
12 fl oz	3/4 pint	1,600	10	
16 fl oz	1 pint	2,133	20	
32 fl oz	1 quart	4,267	40	
64 fl oz	½ gallon	8,532	80	Provides double the coverage of the standard quart
128 fl oz	1 gallon	17,064	160	

Table 1[b]: Maximum Coverage Information

Concentrate/Refill Container size		Maximum amount (gallon) of spray solution made [at lowest emulsion 0.003% OR 1 fl oz per gallon]	Maximum Coverage Information	
			(sq ft)	Number of Ant Mounds
12 fl oz	3/4 pint	12	12,000	10
16 fl oz	1 pint	16	16,000	20

32 fl oz	1 quart	32	32,000	40
64 fl oz	½ gallon	64	64,000	80
128 fl oz	1 gallon	128	128,000	160

{NOTE TO REVIEWER: Only one of the following Concentrate/Refill Maximim Coverage Claims will appear on the Final Printed label}

- [12 fl oz] [3/4 pint] [concentrate] makes over [12] [gallons] of liquid [spray]
[12 fl oz] [3/4 pint] makes up to 12 gallons of spray
- [16 fl oz] [1 pint] [concentrate] makes over [16] [gallons] of liquid [spray]
[16 fl oz] [1 pint] makes up to 16 gallons of spray
- [32 fl oz] [1 quart] [concentrate] makes over [32] [gallons] of liquid [spray]
[32 fl oz] [1 quart] makes up to 32 gallons of spray
- [64 fl oz] [½ gallon] [concentrate] makes over [64] [gallons] of liquid [spray]
[64 fl oz] [½ gallon] makes up to 64 gallons of spray
- [128 fl oz] [1 gallon] [concentrate] makes over [128] [gallons] of liquid [spray]
[128 fl oz] [1 gallon] makes up to 128 gallons of spray

Fire Ants

1. Liquid Drench Concentrate
2. Kills by Contact

Kills the queen and the Colony [the Mound]

Fire Ant Mound Drench

Ready-to-spray [Mound Drench]

[Mound Treatment] works within 5 minutes

[Kills] Stubborn Mounds [in 5 Minutes]

[12 fl oz] [3/4 pint] [concentrate] Treats up to 10 mounds

[16 fl oz] [1 pint] [concentrate] Treats up to 20 mounds

[32 fl oz] [1 quart] [concentrate] Treats up to 40 mounds

[64 fl oz] [½ gallon] [concentrate] Treats up to 80 mounds

[128 fl oz] [1 gallon] [concentrate] Treats up to 160 mounds

12 fl oz Bottle Treats 10 Mounds

16 fl oz Bottle Treats 20 Mounds

32 fl oz Bottle Treats 40 Mounds

64 fl oz Bottle Treats 80 Mounds

128 fl oz Bottle Treats 160 Mounds

Kills Fire Ants in minutes

Kills the Queen

Kills the Queen and entire colony

Can be used around flowers, shrubs, trees

Kills (controls) mound in (5) minutes

Will not harm your [lawn*][garden*][grass*][trees*][shrubs*][yard*][ornamentals*] *when used as directed

No Mound Relocation

Destroys [Kills] the mound and the queen

Prevents new mounds from forming

Kills insects above and below the ground

Kills visible and hidden mounds

Home & Garden Claims

General

Easy to Apply

[For][Use][On]On vegetables, fruits & ornamentals
For ornamental insects
For listed outdoor residential uses only
Home & Garden insecticide
Use for lawns
Non-Staining
Low Odor
[Also] for use on [lawns] [listed sites][nut trees][herbs]
Broad spectrum insect control
Protect your backyard from listed [nuisance] pests
Free your backyard from listed pests [today]
Protect your container garden from listed [pests][insert listed pest]
Protect your [roses][flowers][lawn][and][garden] from listed [damaging][harmful] pests.
Not harmful to grasses* *when used as directed
Won't harm [your] [plants*,] [blooms*,] [or] [lawn*] *when used as directed
Peel Sticker to Access Spray Wand

Kills [insert listed pest]
Kills listed chewing and sucking [insects][bugs]
Kills listed Leaf Eating [Insects][Bugs]
Non-penetrating
Non-systemic
[This concentrate][insert icon of concentrate bottle, see Glossary of Icons][makes][equals] [8] RTU
bottles [insert icon of RTU bottles, see Glossary of Icons]!
Trusted Brand since [insert year]
Established Brand since [insert year]
Est. [insert year]
Trusted brand for over 50 years

Edibles

Protects over 200 listed fruits and vegetables
For use on listed [vegetables][fruits][nut trees][herbs]
Protects [your] listed fruits and vegetables [from][against] listed insects
Protects lawns, flowers, trees, and shrubs against listed insects
Tough on [insert listed pest], gentle* on [insert listed site] *when used as directed
Kills over 100....[500] listed [Insect] Pests[:]
 75 Different insects on Vegetable Crops
 50 Different Insects on Fruit Crops
 50 Different Insects on Trees, Ornamentals, Shrubs, Flowers
Provides same day control
Protects your lawn and garden for up to 3 months* *except fleas, ticks, and mosquitoes
Kills [vegetable] [fruit] insects by contact
Reclaim your [lawn] [garden] [yard] [backyard] [today]
For use [on] [vegetables] [fruits] [in gardens]
Ideal for [outdoor] container gardening
Great for [veggie][vegetable][fruit][and][herb]gardens
For listed vegetable insects
Keeping your vegetable garden and lawn free of listed pests has never been easier
Can be used up to 1 day before harvesting for [tomatoes] [peppers] [bell peppers] [carrots]
 [cucumbers] [squash] [blackberries]
Protect your [garden][insert labeled site][veggies][listed vegetable][listed fruit][listed edible] with
 [insert brand name]!
Growing [insert listed site]? Protect them [from] [insert listed pest] with [insert brand name]!
Grow your own [fruits] [and] [vegetables] – protect them with [insert brand name]!

Protect your [insert listed site] with [insert brand name]!

General & Directions

[Bug Killer]

Hate The Bugs. Love The Garden. Get [insert brand name]!

Got [insert listed pest here]? Get [insert brand name]!

Apply with most common garden sprayers

Kills over 100...[500] insects!

[People and Pets Icon]

People and pets can only [return to] the lawn once product has been watered in and allowed to dry.

People and pets can only [return to] the lawn once product [is dry] [has dried].

People and pets must wait until product has been watered in and allowed to dry before [returning to] the lawn

People and pets must wait until the product [is dry] [has dried] before [returning to] to the Lawn

People & pets may re-enter treated area after spray dries

Wait until product [is dry] [has dried] before returning to the lawn

Allow product to dry completely before people and pets [return to] the lawn

Ease of Use

Shake well and spray (Ready-To-Spray)

Mix and pour (Concentrate)

Easy, Accurate Measuring & Mixing (Concentrate)

[Simple] [and] [Easy] to use

Economical - use to cover large areas

Easy-Measure [Cap] [Top] [Lid] [Cup] (Concentrate)

Value Claims:

[64 fl oz] [128 fl oz] Value Size! {NOTE TO REVIEWER: for use in packaging sizes greater than standard 16 fl oz (1 pint) and/or 32 fl oz (1 quart)}

Value Size!

[20...33]% More [Free]!

[Retailer Name] Exclusive Value Size!

Bonus Size [20...33]% More [Free]!

Special Value! 20...33% More* (*X% more than X lb/fl oz [bottle])

Club Size!

Club Pack!

Additional Claims for applicable packaging:

[Concentrated] Refill [Bottle] [Included]

Now [X] fl oz! {NOTE TO REVIEWER: Will only apply for 6 months on new package sizes; current RTS size is 32 fl oz (1 quart); concentrate/refill package sizes are 16 fl oz (1 pint); 32 fl oz (1 quart) and 128 fl oz (1 gallon)}

Club Size!

Club Pack!

F6570 EW Master Insecticide Kit [!]

F6570 EW Master Insecticide Combo Pack [!]

F6570 EW Master Insecticide Value Pack [!]

F6570 EW Master Insecticide + Refill Kit [!]

F6570 EW Master Insecticide + Refill Combo Pack [!]

{NOTE TO REVIEWER: [Text] in brackets denotes optional or explanatory language}

F6570 EW Master Insecticide + Refill Value Pack [!]

Reusable sprayer [included]

REFILLABLE!

Empty [F6570 EW Master Insecticide] bottle can be reused by refilling it with the [F6570 EW Master Insecticide] refill Bottle. Follow instructions in the Refill/Reuse Directions when using the [F6570 EW Master Insecticide] empty [RTS] bottle.

Optional Images and associated text for applicable RTS Sprayer packaging:

SPRAY STREAM

ROTATE IN OFF POSITION

MIX H2O OFF

[insert sprayer operation icon, See Glossary of Icons]

II. RTS/Hose-End Sprayer

Using [How to Use] [the] Ready to Spray [Connector] [Applicator] [System]	<p>[Connect] [Hose]</p> <p>[1.]Shake Well.</p> <p>[2.] Make sure control lever [sprayer] is in the OFF position. Attach to hose.</p> <p>[3.] Turn on water. [Extend hose to furthest place in lawn or garden, so you can work backwards and limit exposure to spray.]</p> <p>[Spray] [Apply mix]</p> <p>[1.] Aim towards direction of application and away from you.</p> <p>[2] Turn control lever [sprayer] to ON to begin spraying.</p> <p>3). Spray evenly and as directed for specified type of treatment area.[Lawn] [Garden] [or other]</p> <p>[Finish] [Stop] [/Store]</p> <p>[1.] When finished turn control lever [sprayer] to OFF.</p> <p>[2.] Turn faucet OFF. Discharge residual water pressure by turning control lever [sprayer] ON and OFF again.</p> <p>[3.] Disconnect Sprayer and Store / Discard as instructed.</p>
---	--

1 - Outdoor Use Option

{All pest and site lists in the following tables may be formatted in paragraph or line items on FPL}

Summary Table

Where to Use [Where to use icon, See Glossary of Icons]	<p>[Insert Claim(s) from Section I]</p> <p>Lawns</p> <p>Trees and shrubs [including deciduous and evergreen trees and shrubs]</p> <p>Roses and flowers [and ornamental plants] [including ground covers, bedding plants, annuals, perennials, and foliage plants]</p> <p>Up to 2 feet of outside foundation surface of buildings</p>
Kills [Kills icon, See Glossary of Icons]	<p>[Ants (including fire ants, crazy ants, and tawny crazy ants)</p> <p>Mosquitoes</p> <p>Gypsy moth, bagworm, budworm & leafroller, armyworms, cutworms, fall webworm, sod webworm, tent caterpillar, leafminer</p> <p>Millipedes</p> <p>Springtails</p> <p>Silverfish, firebrats</p> <p>Earwigs</p> <p>Cockroaches</p> <p>Fleas</p> <p>Spiders</p> <p>Grasshoppers</p> <p>Crickets</p> <p>Chinch bug, boxelder bug, plant bug, lace bug</p> <p>Leafhoppers, spittlebugs, psyllids, whitefly, aphids, cicadas, scales, mealybug, adelgids, treehoppers</p> <p>Flies, including house fly</p> <p>Blacklegged and Brown dog ticks</p>

{NOTE TO REVIEWER: [Text] in brackets denotes optional or explanatory language}

	Spotted Lanternfly[* (*Not Registered for Use by California)] Thrips Weevils & billbugs, ground beetles, (Japanese beetle, pillbug, sowbug, black turf Ataenius, bark beetle & pine shoot beetle), borers, elm leaf beetle] [Insert listed pest from Section V. Pest List table] [And Other Listed [lawn & Garden] Pests [insects] [bugs]] [Wasps & yellow jackets, bees, carpenter bees] [Insert Claim(s) from Section I]
When to Use [When to use Icon, See Glossary of Icons]	To Treat lawns and vegetation: When insects or damage first appear When using as perimeter treatment: Early in season or when insects appear
[How Much to Use] [How much to use Icon, See Glossary of Icons]	Mixes [Dilutes] automatically [when] [as] [you] [spray] PRODUCT NAME delivers at a rate of 0.003516 lbs ai/1,000 sq ft
[Coverage] [coverage icon, See Glossary of Icons]	[12 fl oz] [3/4 pint] [Treats][covers] [up to] [1,600 sq ft] [16 fl oz] [1 pint] [Treats][covers] [up to] [2,133 sq ft] [32 fl oz] [1 quart] [Treats][covers] [up to] [4,267 sq ft] [64 fl oz] [[1/2 gallon] [Treats][covers] [up to] [8,532 sq ft] [128 fl oz] [1 gallon] [Treats][covers] [up to] [17,064 sq ft] {NOTE TO REVIEWER: Values are from taken Table 1a }

{NOTE TO REVIEWER: The information in Table 2 is provided to indicate the available product containers sizes. This table is referenced in the following sections. The Table itself will not appear on the commercial label.}

Table 2

RTS Container size		Coverage Information	
		STANDARD (sq ft)	ORNAMENTAL (sq ft)
12 fl oz	3/4 pint	800	1,600
16 fl oz	1 pint	1,067	2,133
32 fl oz	1 quart	2,133	4,267
64 fl oz	1/2 gallon	4,267	8,532
128 fl oz	1 gallon	8,532	17,064
Application Rate		0.003615 lbs ai/ 1000 sq ft	0.001758 lbs ai/ 1000 sq ft

Summary Table for Wood-Infesting Insect Ready To Spray [hose end] Concentrate:

Where to Use	Outdoor and home perimeter
Kills	Carpenter ants, Crazy Ants, Tawny Crazy Ants, termites, blacklegged and brown dog ticks, Carpenter bees, wood boring beetles and other listed wood-destroying pests
When to Use [When to use Icon, See Glossary of Icons]	To kill wood-destroying insects outside, including home perimeters, decks, wood piles, wood patios, wood sheds and other wooded structures. Also, kills blacklegged and brown dog ticks on outdoor surfaces: When insects first appear
[How Much to Use]	Mixes [Dilutes] automatically [when] [as] [you] [spray] PRODUCT NAME delivers at a rate of 0.003516 lbs ai/1,000 sq ft

[How much to use Icon, See Glossary of Icons]	
[Coverage] [coverage icon, See Glossary of Icons]	<p>[12 fl oz] [3/4 pint] [Treats][covers] [up to] [Coverage (1,600 sq ft)] [16 fl oz] [1 pint] [Treats][covers] [up to] [Coverage (2,133 sq ft)] [32 fl oz] [1 quart] [Treats][covers] [up to] [Coverage (4,267 sq ft)] [64 fl oz] [1½ gallon] [Treats][covers] [up to] [Coverage (8,532 sq ft)] [128 fl oz] [1 gallon] [Treats][covers] [up to] [Coverage (17,064 sq ft)]</p> <p>{NOTE TO REVIEWER: Values are taken from Table 1a}</p>

How to Use - Outdoors	
NUISANCE PESTS ON OUTDOOR SURFACES	
To Kill Ants, Earwigs, and other named Pests on Outside Surfaces and Around Buildings [kills icon with pest may be inserted, See Glossary of Icons] [See below for specific use directions for certain pests]	<ul style="list-style-type: none"> • Apply to point before run-off to vegetation including bushes and trees around buildings and other structures. • For ants, apply to any trails, spots, cracks and crevices only around doors and windows and other places where ants may be found. • To prevent pests from entering buildings, apply solution to a band of soil and vegetation up to 7 feet wide around and adjacent to the building. Also, treat the building foundation to a height of up to 2 feet where pests are active and may find entrance. Thoroughly and uniformly wet the band area, using 1 quart [32 fl oz] per 2,133 sq ft. (0.003615 lbs ai/1000 sq ft). {NOTE TO REVIEWER: Different container sizes and corresponding STANDARD information can be listed provided this information is consistent Table 2.} • The surface to be treated should be dry at the time of application.
To Kill Fleas and Mosquitoes Outdoors [kills icon with pest may be inserted, See Glossary of Icons]	<ul style="list-style-type: none"> • For best results, locate areas where these pests are most active or may become active. • Treat using 1 quart [32 fl oz] per 2,133 sq ft. (0.003615 lbs ai/1000 sq ft). {NOTE TO REVIEWER: Different container sizes and corresponding STANDARD information can be listed provided this information is consistent with Table 2.} Use a coarse spray to ensure thoroughly coverage. • Around buildings, apply an uninterrupted band up to 7 feet wide around the perimeter of the building and up to 2 feet along the side or foundation of the building.
To Kill Carpenter Ants Outdoors [kills icon with pest may be inserted, See Glossary of Icons]	<ul style="list-style-type: none"> • Apply to carpenter ant trails, or as a spot or crack and crevice treatment only around doors and windows and other places where carpenter ants have been observed or are expected to forage. • For best results, locate and treat carpenter ant nests. • Apply a perimeter treatment as described above. • To protect firewood from carpenter ants, apply to the soil beneath where the firewood will be stacked. Use 1 quart [32 fl oz] to treat 2133 sq ft (0.003615 lbs ai/1000 sq ft). {NOTE TO REVIEWER: Different container sizes and corresponding

	STANDARD information can be listed provided this information is consistent with Table 2.} DO NOT treat firewood with this product.
To Kill Termites Outdoors [kills icon with pest may be inserted, See Glossary of Icons]	<ul style="list-style-type: none"> To protect firewood from termites, apply to the soil beneath where the firewood will be stacked. Use 1 quart [32 fl oz] to treat 2133 sq ft (0.003615 lbs ai/1000 sq ft). {NOTE TO REVIEWER: Different container sizes and corresponding STANDARD information can be listed provided this information is consistent with Table 2.} DO NOT treat firewood with this product. DO NOT use this product as the sole source of control for active, structural infestations by subterranean termites; the purpose of this application is to kill workers or winged reproductive forms of termites which are present at the time of treatment. It is not intended to provide structural pest control. It is not a substitute for mechanical alteration, soil and foundation treatment, but merely a supplement. For active, structural infestations by subterranean termites, this product can only be used to supplement a federally registered conventional product that is registered as a sole source for termite control. This product will not eliminate termite infestations or provide protection against future infestation.
To Kill Bees and Wasps Outside [kills icon with pest may be inserted, See Glossary of Icons]	<ul style="list-style-type: none"> Apply to nests late in the evening when insects are at rest. Thoroughly spray nest and entrance and surrounding areas where insects alight.
To Kill Blacklegged and Brown dog ticks Outdoors [kills icon with pest may be inserted, See Glossary of Icons]	<ul style="list-style-type: none"> To prevent infestation of the home, treat soil and vegetation around the exterior perimeter of the home as described above. Treat soil and vegetation adjacent to wooded areas on the property where blacklegged and brown dog ticks may be harboring. Treat areas of taller vegetation up to 2 feet, around the exterior of the property. Spray to wet, do not apply to the point of runoff. Apply thoroughly and uniformly.
Treatment of Wood-in-Place to Kill Exposed Stages of Wood-Infesting Insects [kills icon with pest may be inserted, See Glossary of Icons]	<ul style="list-style-type: none"> For the control of insects including Termites, Ants and Carpenter Ants in localized areas of infested wood in and around structures, apply to voids and galleries in damaged wood and in spaces between wooden members of a structure and between wood and foundations where wood is vulnerable. Not intended to replace structural treatments.
LAWNS	
To Kill Ants, Fire Ants, Beetles, Chinch Bugs, Sod Webworms, Weevils and other listed Pests in Lawns [kills icon with pest may be inserted, See Glossary of Icons]	<ul style="list-style-type: none"> Uniformly apply over lawn. Contents will treat [cover] using 1 quart [32 fl oz] per 2,133 sq ft (0.003615 lbs ai/1000 sq ft) of lawn. { NOTE TO REVIEWER: Different container sizes and corresponding STANDARD information can be listed provided this information is consistent with Table 2.} If possible, mow before application. DO NOT apply if lawn is longer than 3 inches at the time of application.

<p>[See below for specific use directions for certain pests]</p>	<ul style="list-style-type: none"> Repeat application is necessary only if there are signs of renewed insect activity.
<p>To Kill Fleas, Spiders, Grasshoppers and Crickets [kills icon with pest may be inserted, See Glossary of Icons]</p>	<ul style="list-style-type: none"> Uniformly apply over lawn. Contents will treat [cover] up to [2133] sq ft (0.003615 lbs ai/1000 sq ft) of lawn. {NOTE TO REVIEWER: Different container sizes and corresponding STANDARD information can be listed provided this information is consistent with Table 2.} If possible, mow before application. DO NOT apply if lawn is longer than 3 inches at the time of application. Repeat application is necessary only if there are signs of renewed insect activity.
<p>To Kill Fleas and Mosquitoes [kills icon with pest may be inserted, See Glossary of Icons]</p>	<ul style="list-style-type: none"> For best results, locate areas where these pests are most active or may become active. Treat using 1 quart [32 fl oz] per 2,133 sq ft (0.003615 lbs ai/1000 sq ft). {NOTE TO REVIEWER: Different container sizes and corresponding STANDARD information can be listed provided this information is consistent with Table 2.} Apply uniformly over lawn. Treat area directly using a coarse spray until thoroughly wet. Do not apply to point of runoff.
<p>Ant Mound Treatments [kills icon with pest may be inserted, See Glossary of Icons]</p>	<ul style="list-style-type: none"> To treat ant mounds including imported fire ant mounds, focus the spray to fully soak each mound and the immediate surrounding area. Use [1 quart] [32 fl oz] to treat [40] mounds. {NOTE TO REVIEWER: Different container sizes and corresponding Number of Ant Mounds information can be listed provided they are consistent with Table 1a.} For best results, apply in cool weather, including in early morning or late evening hours, but not in the heat of the day.
<p>ORNAMENTALS, ROSES, FLOWERS and TREES</p>	
<p>To Kill Ants, (including cut ants), Aphids, Bagworms, Earwigs, Sow Bugs, Millipedes, Beetles, Weevils, Spotted Lanternfly[* (*Not Registered for Use by California)], Plant Bugs, Leaf-cutting Bees, Sawflies, Caterpillars, Moths and other listed pests on Ornamentals, Roses, Flowers and Trees [(including deciduous and evergreen trees, shrubs, ground covers, bedding plants, annuals, perennials, and foliage plants)]. [kills icon with pest may be inserted]</p>	<ul style="list-style-type: none"> Spray up to the point of run-off making sure to cover all sides of leaves and trunk. Retreat if pests return. For ground covers, bedding plants, foliage, annuals and perennials, apply as a uniform spray. 1 quart [32 fl oz] will treat [cover] [between] [2133] [and] [4267] sq ft. (0.001758 - 0.003615 lbs ai/1000 sq ft). { NOTE TO REVIEWER: Different container sizes and corresponding STANDARD – ORNAMENTAL information can be listed provided this information is consistent Table 2.} Repeat treatment as necessary to achieve control using higher application rates as pest pressure & foliage area increases. Apply no more than once per seven days. <p>NOTE: Certain plants may be sensitive to the final spray solution. A limited area should be treated and observed for one week prior to application to the entire planting.</p>

Spotted Lanternfly[* (*Not Registered for Use by California)] [kills icon with pest may be inserted, See Glossary of Icons]	<ul style="list-style-type: none"> • Apply directly to bark and foliage where insect is sighted. • Fully spray foliage, stems and bark until wet.
---	---

2 – Fruit & Vegetable Use Option

{All pest and site lists in the following table may be formatted in paragraph or line items on FPL}

Summary Table:

Where to Use [where to use icon, See Glossary of Icons]	[Listed fruits,nuts, and vegetables], [gardens],[plants],[flowers],[trees], [Shrubs] [ornamentals][edibles][lawn][fruit] [Insert Claim(s) from Section I]
Kills [kills icon, See Glossary of Icons]	[Corn Earworm, Cucumber Beetles, Cutworms, Diamondback Moth, Flea Beetles, Imported Cabbageworm, Leafhoppers, Saltmarsh Caterpillar, Tobacco Budworm, Armyworms, Loopers, Lygus Bugs, Onion Thrips, Stink Bugs, Wireworm, Southern Armyworm, True Armyworm, Yellow-striped Celery Leaf Tier, Colorado Potato Beetle, Corn Borer, European, Corn Borer, Southwestern, Garden Webworm, Green Stink Bug, Hornworms, Leafminers (adults), Meadow Spittlebug, Pepper Maggot (adults), Pepper Weevil, Plant Bugs, Tomato Fruitworm, Tomato Pinworm, Aphids, Beet Armyworm, Fall Cabbage Looper, Grasshoppers, Brown Stink Bug, Tomato Psyllid, Thrips, Whiteflies, Southern Cabbageworm, Alfalfa Looper, Cabbage Looper, Cabbage Webworm, Ground Beetles, Southern Corn Rootworm (adult), Vegetable Weevil, Whitefringed Beetle (adult), Beet Armyworm, Yellowstriped Cabbage Maggot, Imported Cabbageworm, Potato Leafhopper, Potato Psyllid, Potato Tuberworm, Spotted Lanternfly[* (*Not Registered for Use by California)], Tarnished Plant Bug] [Insert listed pest from Section V. Pest List table] [And other listed [pests] [insects] [bugs]] [Insert Claim(s) from Section I]
When to Use [When to use Icon, See Glossary of Icons]	To kill insects on fruit, nut, and vegetable plants: When insects or damage first appears
[How Much to Use] [How much to use icon, See Glossary of Icons]	Mixes [Dilutes] automatically [when] [as] [you] [spray] .
[Coverage] [Coverage icon, See Glossary of Icons]	[RTS Container Size] [Treats][covers] [up to] [Coverage (sq ft)] [of vegetable garden] {NOTE TO REVIEWER: Refer to the Table 1a for coverage information}

HOME GARDENS AND HOME VEGETABLE GARDENS	
To kill insects on fruit, nut and vegetable plants	<ol style="list-style-type: none">1) Use [1 quart] [32 fl oz] to cover [2133] sq ft. (0.003615 lbs ai/1000 sq ft). {NOTE TO REVIEWER: Different container sizes and corresponding STANDARD information can be listed provided this information is consistent with the Table 2.}2) Spray leaves to point of dripping.3) Reapply no more than once every seven days if insects return and provided the Pre-Harvest Intervals [PHI] [harvest directions] are followed [accordingly].4) Follow chart below for list of plants, pests and harvesting directions

3 – Mound Drench Use Option

F6570 EW MASTER is a convenient, ready-to-spray mound drench designed to kill even the most stubborn fire ant mounds in minutes. Simply connect [the hose end attachment] [the sprayer] to any [a] garden hose and {gently} spray [soak] [sprinkle] the mound for [15] [30] to [30] [60] seconds [or until [fully wet] [saturated]]. F6570 EW MASTER goes [starts] to work immediately, {penetrating deep into the mound} killing fire ants by contact

The [32 fl oz] [64 fl oz] bottle of F6570 EW MASTER is easy to use thanks to the [proprietary] - connect & spray [shower head] applicator which requires no measuring or mixing and contains enough solution [concentrate] to treat [up to] [40] [80] mounds {NOTE TO REVIEWER: Different container sizes and corresponding Number of Ant Mounds information can be listed provided this information is consistent with the Table 1a.}

F6570 EW MASTER. *When waiting even[only] [one] [half] [a][1][1/2][day][a few][several][hours] [is too long!][is not good enough!][is not fast enough!]*

Optional Table Summary

F6570 EW MASTER <ul style="list-style-type: none">• Kills Fire Ants (native and imported)• Easy to use hose end sprayer requires no mixing or measuring	
Where to Use	Lawns, as a fire ant mound treatment
When to Use	When insects first appear
Coverage	<p>[12 fl oz] [3/4 pint] Treats up to 10 mounds [16 fl oz] [1 pint] Treats up to 20 mounds [32 fl oz] [1 quart] Treats up to 40 mounds [64 fl oz] [[1/2 gallon] Treats up to 80 mounds [128 fl oz] [1 gallon] Treats up to 160 mounds</p> <p>{NOTE TO REVIEWER: Values are taken from Table 1a}</p>
How to Use	<ol style="list-style-type: none">1. Make sure control lever is in the OFF position. Shake well and attach to hose.2. Turn water on at faucet, aim nozzle over mound and turn control lever to ON to begin application.

	<ol style="list-style-type: none">3. Gently soak mound, moving the applicator to fully wet the mound for 30 seconds.4. Repeat for each mound.5. When finished turn control lever to OFF. Turn faucet OFF . Discharge residual water pressure by turning control lever ON and OFF again.
--	---

III. Concentrate

Mixing Instructions - How Much to Use	<p>F6570 EW MASTER is to be diluted with water for spray application.</p> <ol style="list-style-type: none"> 1) Fill sprayer with the desired volume of water and add F6570 EW MASTER. 2) To prepare a 0.003% [0.011%][0.02%] [0.04%] ready to use solution, dilute 1 [4] [7.5] [15] fl oz of this product per gallon of water. 3) Mix only the amount of solution needed for the application 4) Close and shake before use in order to insure proper mixing.
--	---

{NOTE TO REVIEWER: The information in Tables 3 and 4 is provided as a guide for completing the following Sections. The Tables themselves will not appear on the commercial label.}

Table 3

Ready to Use Solution	1 fl oz product/ gallon water	Application Rates (lbs ai/1000 sq ft)
0.003%	1	0.000234
0.011%	4	0.000938
0.02%	7.5	0.001758
0.04%	15	0.003516

Table 4

fl oz product	Maximum Coverage (sq ft)			
	0.003%	0.011%	0.02%	0.04%
1	1,000	250	133	67
4	4,000	1,000	533	267
12	12,000	3,000	1,600	800
16	16,000	4,000	2,133	1,067
32	32,000	8,000	4,267	2,133
64	64,000	16,000	8,533	4,267
128	128,000	32,000	17,067	8,533

{NOTE TO REVIEWER: Consider dilution rates of 1, 4, 7.5 or 15 oz per gallon per 1000 sq ft
Coverage = ((total fl oz in package)/(rate of fl oz per gallon)) x 1000 sqft/gal = total # of sq ft treated

Number of gallons made is determined by solution concentration and package size where minimum solution concentration is 1 fl oz per gallon at 0.003% and maximum is 15 oz per gallon at 0.04%}

1- Outdoor Use Option

{All pest and site lists may be formatted in paragraph or line items on FPL}

Summary Table

Where to Use [where to use icon, See Glossary of Icons]	<p>Lawns</p> <p>Trees and shrubs</p> <p>Roses and flowers</p> <p>Outside surfaces of buildings 2 feet [ft] up</p> <p>[Insert Claim(s) from Section I]</p>
---	---

Kills [kills icon, See Glossary of Icons]	[Ants (including fire ants, crazy ants, and tawny crazy ants) Mosquitoes Fleas Gypsy moth, bagworm, budworm & leafroller, armyworms, cutworms, fall webworm, sod webworm, tent caterpillar, leafminer Millipedes Spiders Scorpions Mole crickets Springtails Silverfish, firebrats Grasshoppers, crickets Earwigs Cockroaches Chinch bug, boxelder bug, plant bug, lace bug Leafhoppers, spittlebugs, psyllids, whitefly, aphids, cicadas, scales, mealybug, adelgids, treehoppers Blacklegged and Brown dog ticks Spotted Lanternfly[* (*Not Registered for Use by California)] Thrips Weevils & billbugs, ground beetles, (Japanese beetle, pillbug, sowbug, black turf Ataenius, bark beetle & pine shoot beetle), borers, elm leaf beetle] [Insert listed pest from Section V. Pest List table] [And Other Listed [lawn & Garden Pests] [insects] [bugs]] [Wasps & yellow jackets, bees, carpenter bees] [Flies, Including House flies] [Insert Claim(s) from Section I]
When to Use [when to use icon, See Glossary of Icons]	To Treat lawns and vegetation: When insects or damage first appear When using as perimeter treatment: Early in season or when insects appear .
How Much to Use [how much to use icon, See Glossary of Icons]	For Lawns and perimeter treatments: Dilute 4 fl oz of this product per gallon of water [for 0.011% solution] to evenly cover 1000 sq ft of area (0.000938 lbs ai per 1000 sq ft). For Ornamentals, Trees and Flowers: Dilute 4 fl oz of this product per gallon of water [for 0.011% solution] and fully spray foliage (0.000938 lbs ai per 1000 sq ft). For Fleas, Mosquitoes, Scorpions, Mole Crickets, Spiders, Crickets & Grasshoppers and Blacklegged and Brown dog ticks: Dilute 15 fl oz of this product per gallon of water [for 0.04% solution] to evenly cover 1,000 sq ft of area (0.003516 lbs ai per 1000 sq ft).
[Coverage] [coverage icon, See Glossary of Icons]	{NOTE TO REVIEWER: Refer to Table 1b for coverage information} [Makes][up to] [12] [16][32]...[192] gallons of [liquid] spray [solution] [Treats][covers] [up to] [12,000] [16,000] [32,000] sq ft [of lawn] [12...XX...192 fl oz] treats [up to] [12,000] [16,000] [32,000]

Summary Table for Wood-Infesting Insects:

Where to Use	Outdoor and home perimeter
---------------------	----------------------------

Kills [kills icon, See Glossary of Icons]	Carpenter ants, Crazy Ants, Tawny Crazy Ants, termites, Blacklegged and Brown dog ticks, Carpenter bees, wood boring beetles and other listed wood-destroying pests
When to Use [when to use icon, See Glossary of Icons]	To kill wood-destroying insects outside, including home perimeters, decks, wood piles, wood patios, wood sheds and other wooded structures. Also, kills Blacklegged and Brown dog ticks on outdoor surfaces: When insects first appear
[Coverage] [coverage icon, See Glossary of Icons]	[1 fl oz] [4 fl oz] [15 fl oz] per gallon [Treats][covers] [up to] [250] [533] [1062] [1600] [2133] [4000] {NOTE TO REVIEWER: Consider dilution rates of 1, 4, 7.5 or 15 oz per gallon per 1000 sq ft. Coverage = ((total fl oz in package)/(rate of fl oz per gallon)) x 1000 sq ft/gal = total # of sq ft treated}

How to Use – Outdoors	
NUISANCE PESTS ON OUTDOOR SURFACES	
To Kill Ants, Earwigs, and other named Pests on Outside Surfaces and Around Buildings (except for fleas, mosquitoes, spiders, scorpions, crickets, mole crickets, and grasshoppers – see specific instructions below) [kills icon, See Glossary of Icons]	<ul style="list-style-type: none"> • Apply 0.003% solution to point of run-off as a residual spray to vegetation including bushes and trees around buildings and other structures. • For ants, apply to ant trails, around doors and windows and other places where ants may be found. • To prevent pests from entering buildings, apply 0.003% solution to a band of soil and vegetation up to 7 feet wide around and adjacent to the building. Also, treat the building foundation to a height of up to 2 feet where pests are active and may find entrance. Apply as a coarse spray. Thoroughly and uniformly wet the band area, using 1 gallon of spray solution per 1,000 sq ft (0.000234 lb ai/1000 sq ft). • DO NOT apply if surface is not dry at the time of application. Apply to attics and unoccupied lofts at the same time and at the same rate.
To Kill Carpenter Ants Outdoors [kills icon, See Glossary of Icons]	<ul style="list-style-type: none"> • Apply to carpenter ant trails around doors and windows and other places where carpenter ants have been observed or are expected to forage. • For best results, locate and treat carpenter ant nests. • Apply a perimeter treatment as described above. • To protect firewood from carpenter ants (and termites), apply to the soil beneath where the firewood will be stacked. Use 1 gallon of 0.04% spray solution [15 fl oz per gallon water] to treat 1000 sq ft (0.003516 lbs ai/1000 sq ft). DO NOT treat firewood with this product.
To Kill and Termites Outdoors [kills icon, See Glossary of Icons]	<ul style="list-style-type: none"> • To protect firewood from termites, apply to the soil beneath where the firewood will be stacked. Use 1 gallon of 0.04% spray solution [15 fl oz per gallon water] to treat 1000 sq ft (0.003516 lbs ai/1000 sq ft). DO NOT treat firewood with this product. • DO NOT use this product as the sole source of control for active, structural infestations by subterranean termites; the purpose of this application is to kill workers or winged reproductive forms of termites which are present at the time of treatment. It is not intended to provide structural pest control. It is not a substitute for mechanical alteration, soil and foundation treatment, but merely a

	<p>supplement. For active, structural infestations by subterranean termites, this product can only be used to supplement a federally registered conventional product that is registered as a sole source for termite control. This product will not eliminate termite infestations or provide protection against future infestation</p>
<p>To Kill Fleas, Mosquitoes, Spiders, Scorpions, Mole Crickets, Crickets and Grasshoppers [kills icon, See Glossary of Icons]</p>	<ul style="list-style-type: none"> • For best results, locate areas where these pests are most active or may become active. • Treat using a 0.04% solution (15 fl oz per gallon of water per 1,000 sq ft) (0.003516 lbs ai/1,000 sq ft). Use a coarse spray to ensure thorough coverage. • Around buildings, apply an uninterrupted band up to 7 feet wide around the perimeter of the building and up to 2 feet along the side or foundation of the building. • Use a spot and crack and crevice treatment around potential entry points including doors, windows, and eaves.
<p>To Kill Bees and Wasps Outside</p>	<ul style="list-style-type: none"> • Apply to nests in the evening when insects are at rest. • Thoroughly spray nest and entrance and surrounding areas where insects alight
<p>To Kill Blacklegged and Brown dog ticks Outdoors [kills icon, See Glossary of Icons]</p>	<ul style="list-style-type: none"> • Treat using a 0.04% solution (15 fl oz per gallon of water per 1,000 sq ft) (0.003516 lbs ai/1,000 sq ft). Use a coarse spray to ensure thorough coverage. • To prevent infestation of the home, treat soil and vegetation around the exterior perimeter of the home as described above. • Treat soil and vegetation adjacent to wooded areas on the property where blacklegged and brown dog ticks may be harboring. • Treat areas of taller vegetation up to 2 ft, around the exterior of the property. • Spray to wet, do not apply to the point of runoff. • Apply thoroughly and uniformly.
<p>Treatment of Wood-in-Place to Kill Exposed Stages of Wood-Infesting Insects [kills icon, See Glossary of Icons]</p>	<ul style="list-style-type: none"> • For the control of insects including Termites, Carpenter Bees, and Carpenter Ants in localized areas of infested wood in and around structures, apply to voids and galleries in damaged wood and in spaces between wooden members of a structure and between wood and foundations where wood is vulnerable. Not intended to replace structural treatments.
LAWNS	
<p>To Kill Ants, Fire Ants, Beetles, Chinch Bugs, Sod Webworms, Weevils and other listed Pests in Lawns [See below for specific use directions for certain pests] [kills icon, See Glossary of Icons]</p>	<ul style="list-style-type: none"> • Uniformly apply [one gallon of 0.02%] solution over a 1,000 sq ft area (0.001758 lbs ai/1000 sq ft) [with a sprayer] [over lawn]. [Contents will treat up to [1,600][2133] [4267]..... [25,600] sq ft of lawn.] • [If possible, mow before application.] DO NOT apply if lawn is longer than 3 inches at the time of application. • Repeat application is necessary only if there are signs of renewed insect activity.
<p>To Kill Fleas and Mosquitoes [kills icon, See Glossary of Icons]</p>	<ul style="list-style-type: none"> • For best results, locate areas where these pests are most active or may become active. • Treat using 15 fl. oz. per gallon of water per 1,000 sq ft [0.04%] (0.003516 lbs ai/1000 sq ft).

	<ul style="list-style-type: none"> • Apply uniformly over lawn. Treat area directly using a coarse spray until thoroughly wet. Do not apply to point of runoff.
[Fire] Ant Mound Treatments [kills icon, See Glossary of Icons]	<ul style="list-style-type: none"> • To treat ant mounds including imported fire ant mounds, dilute 0.8 fl oz of F6570 EW MASTER in 1-2 gal water and apply to each mound area by sprinkling the mound until it is wet and treat a 4 foot diameter circle around the mound. • Use the higher volume for mounds larger than 12". For best results, apply in cool weather, including in early morning or late evening hours, but not in the heat of the day.
ORNAMENTALS, ROSES, FLOWERS and TREES	
To Kill Ants, (including cut ants), Aphids, Bagworms, Earwigs, Sow Bugs, Millipedes, Beetles, Weevils, Plant Bugs, Leaf-cutting Bees, Sawflies, Caterpillars, spotted lanternfly[* (*Not Registered for Use by California)], Moths and other listed pests on Ornamentals, Roses, Flowers and Trees (including deciduous and evergreen trees, shrubs, ground covers, bedding plants, annuals, perennials, and foliage plants). [kills icon, See Glossary of Icons]	<ul style="list-style-type: none"> • Apply 0.02-0.04% solution to point of run-off as a spray. Spray up to the point of run-off making sure to cover all sides of leaves and trunk. Retreat if pests return. • For ground covers, bedding plants, foliage, annuals and perennials, [apply one gallon of 0.02-0.04% solution per 1,000 sq ft as a uniform spray] (0.001758 – 0.003516 lbs ai/sq ft). [One [quart][gallon] [spray solution] will treat between [2133] [8,533][and] [4267] [17,067] sq ft]. Repeat treatment as necessary to achieve control using higher labeled rates as pest pressure & foliage area increases. Do not repeat application no more than once per seven days. <p>NOTE: Certain plants may be sensitive to the final spray solution. Treat a limited area and observe for one week prior to application to the entire planting.</p>
Spotted Lanternfly[* (*Not Registered for Use by California)] [kills icon, See Glossary of Icons]	<ul style="list-style-type: none"> • Apply directly to bark and foliage where insect is sighted. • Fully spray foliage, stems and bark until is wet.

2 – Indoor Use Option

{All pest and site lists may be formatted in paragraph or line items on FPL}

Summary Table

Where to Use [where to use icon, See Glossary of Icons]	Indoors
Kills [kills icon, See Glossary of Icons]	[Ants Millipedes Springtails Silverfish, firebrats Grasshoppers & crickets Earwigs]

	<p>Cockroaches Weevils & billbugs, ground beetles, (Japanese beetle, pillbug, sowbug, black turf Ataenius, bark beetle & pine shoot beetle), borers, elm leaf beetle Wasps & yellow jackets, bees, carpenter bees Flies, Including House flies Blacklegged and Brown dog ticks] [This product controls acrobat ants, Argentine ants, bigheaded ants, carpenter ants, cornfield ants, crazy ants, field ants, ghost ants, false honey ants, little black ants, odorous house ants, pavement ants, pyramid ants, thief ants, and velvety tree ants] [Insert listed pest from Section V. Pest List table]</p> <p>[And other listed [pests] [insects] [bugs]] [Insert Claim(s) from Section I]</p>
When to Use [when to use icon, See Glossary of Icons]	For Crack and Crevice and Spot Treatment for the above listed pests
How to Use [how to use icon, See Glossary of Icons]	For Indoor Crack and Crevice and Spot Treatment: Spray for listed pests. Spray edges and cracks and crevices where insects may be. Directly spot treat listed pests when they are seen. Do not spray to point of runoff.
How Much to Use [How much Icon, See Glossary of Icons]	<p>To Kill Ants, earwigs, and other named pests (except for fleas, mosquitoes, spiders, scorpions, crickets, mole crickets, grasshoppers and Blacklegged and Brown dog ticks): Dilute 4 fl oz product per gallon of water. [0.011%] 0.00938 lbs ai/1,000 sq ft</p> <p>To Kill Fleas, mosquitoes, spiders, scorpions, crickets, mole crickets, grasshoppers, and Blacklegged and Brown dog ticks: Dilute 15 fl. oz. product per gallon of water. [0.04%] 0.003516 lbs ai/1,000 sq ft</p>

Use this product as a spot or crack and crevice treatment to localized areas where pests are seen or suspected only. Spot treat surfaces until visibly wet. Apply to listed pests directly, whenever possible.

How to Use – Indoors	
Use to kill and control listed pests commonly found indoors or that may enter from outdoor areas. [See below for specific use directions for certain pests]	<p>F6570 EW may be used as a general spot, crack and crevice treatment in nonfood areas. Treat all areas where insects inhabit or through which insects may enter.</p> <ul style="list-style-type: none"> • Apply directly to pest and to areas where pests are found or hide. • Use only in well ventilated areas and do not use as a space spray.
To Kill Cockroaches, Crickets, Firebrats, Silverfish, Springtails Indoors	<ul style="list-style-type: none"> • Apply to localized areas where these pests hide: baseboards, corners, storage areas, closets, around water pipes, doors and windows, attics and eaves, behind and under refrigerators, cabinets, sinks, furnaces, and stoves, the underside of shelves, drawers and similar areas. Pay particular attention to cracks and crevices.
To Kill Ants Indoors	<ul style="list-style-type: none"> • Apply to any trails, around doors and windows and other places where ants may be found. This product will provide up to 9 months residual control (of ants)

To Kill Boxelder Bugs, Earwigs, Elm Leaf Beetles, Ground Beetles, Millipedes, Pillbugs and Sowbugs Indoors	<ul style="list-style-type: none"> • Apply around doors and windows and other places where these pests may be found or where they may enter premises. • Apply to localized areas of baseboards, storage areas and other locations.
To Kill Flies Indoors	<ul style="list-style-type: none"> • Apply directly to localized areas of walls, ceilings, window screens, and other fly resting areas as a residual surface treatment. • May also be used inside as well as around carports, garages, and storage sheds.
To Kill Blacklegged that may transmit Lyme Disease and Brown dog ticks Indoors	<ul style="list-style-type: none"> • Spot treat localized areas of floors pets may frequent including pet resting areas. Replace old bedding of pets with clean, fresh bedding after treatment of pet area.
Treatment of Wood-in-Place to Kill Exposed Stages of Wood-Infesting Insects	<ul style="list-style-type: none"> • For the control of insects including Termites, Ants and Carpenter Ants in localized areas of infested wood in and around structures, apply to voids and galleries in damaged wood and in spaces between wooden members of a structure and between wood and foundations where wood is vulnerable. Not intended to replace structural treatments.
To Kill Insects in Greenhouse and Indoor Plants	<ul style="list-style-type: none"> • Spray leaves of infested indoor plants. • Some plants may be sensitive to the spray solution, so first test a small area.

IV. Home & Garden

1 – Concentrate (for Pump / Hose-end Sprayer)

{All pest and site lists may be formatted in paragraph or line items on FPL}

Quick [Reference Table][Facts]

Product Facts [product facts icon, See Glossary of Icons]	[Insert Claim(s) from Section I]
Where to Use [where to use icon, See Glossary of Icons]	Fruit and Vegetable Gardens, Ornamental Plants and Shrubs, Flowers and Ground Covers, Around Structures, Lawns [Insert Claim(s) from Section I]
Fruits & Vegetables Fruit 7 vegetable Icon, See Glossary of Icons]	[Insert fruits & vegetables from Section VI. Fruit & Vegetable List table] [Insert Claim(s) from Section I]
Kills [kills icon, See Glossary of Icons]	[Insert listed pest(s) from Section V. Pest List table] And other listed lawn & garden [pests] [insects] [bugs] [Insert Claim(s) from Section I]
How Much to Use [how much to use icon, See Glossary of Icons]	4 fl. oz. per gallon of water [for a 0.011% solution]

[SPECIFIC USE DIRECTIONS]

F6570 EW applied at 4 fl oz per gallon of water delivers a spray solution containing 0.011% zeta-cypermethrin. For all applications, F6570 EW provides control of each pest as listed in the Pest Table (see page XX {NOTE TO REVIEWER: This page number corresponds to the page number of Section V. Pest List}).

[MIXING] [MEASURING] INSTRUCTIONS	<ul style="list-style-type: none">Shake well before use.Remove measuring cap and fill cap according to chart below.Pour into sprayer and add corresponding amount of water.	
	fl oz of F6570 EW Concentrate	Amount of Water
	1	1 Quart (32 oz)
	2	½ Gallon (64 oz)
	4	1 Gallon (128 oz)
	6	1 ½ Gallons (192 oz)
	8	2 Gallons (256 oz)
PUMP-STYLE TANK SPRAYERS	<ul style="list-style-type: none">Close sprayer tightly and pressurize with hand pump. For spot applications, use a coarse spray nozzle. For larger area applications, use a fan spray nozzle.Hold tip of wand 12 inches from target area while spraying.	

[insert sprayer icon, See Glossary of Icons]	
DIAL-STYLE HOSE-END SPRAYERS [insert sprayer icon, See Glossary of Icons]	<ul style="list-style-type: none"> • Fill sprayer jar with enough product for the area to be treated. DO NOT ADD WATER. • Close sprayer, set dial, hook to garden hose and apply. • Pour any unused product back into the F6570 EW original container.
APPLICATION INSTRUCTIONS	<ul style="list-style-type: none"> • Apply where insects are expected to appear or when insects or damage are seen. Repeat as necessary according to site-specific directions listed below. • Apply in calm weather. • Begin spraying at the farthest point of the treatment area and work backward to avoid contact with wet treated surfaces. • Spray thoroughly to wet plant surface. Do not apply to point of runoff.. • Sprays must be dry in treated areas before people or pets re-enter. • DO NOT apply to trees taller than 10 feet. Consider hiring a licensed professional. • DO NOT apply during rain. • Applications to impervious surfaces are limited to spot and crack and crevice treatments only.

2 – RTS (Hose-end Sprayer)

Quick [Reference Table][Facts]

Product Facts [insert product facts icon, See Glossary of Icons]	[Insert Claim(s) from Section I – Optional Marketing Claims]
Where to Use [where to use icon, See Glossary of Icons]	<i>{Icons may be used WITH TEXT for any of the below}</i> Fruit and Vegetable Gardens, Ornamental Plants and Shrubs, Flowers and Ground Covers, Around Structures, Lawns
Fruits & Vegetables [Fruit & vegetable Icon, See Glossary of Icons]	<i>{Icons may be used WITH TEXT for any of the below}</i> [Insert fruits & vegetables from below table]
Kills [kills icon, See Glossary of Icons]	[Insert listed pest(s) from Section V. Pest List table] And other listed lawn & garden [pests] [insects] [bugs]
How Much to Use [how much to use icon, See Glossary of Icons]	Mixes [Dilutes] automatically [when] [as] [you] [spray]

[SPECIFIC USE DIRECTIONS]

F6570 EW applied through the ready-to-spray [sprayer][system][hose-end sprayer] delivers a solution containing 0.011% zeta-cypermethrin. For all applications, F6570 EW provides control of each pest as

listed in the Pest Table (see page XX {NOTE TO REVIEWER: this page number corresponds to the page number of Section V. Pest List}).

<p>[[MIXING] [MEASURING] INSTRUCTIONS]</p> <p>[Using [How to Use] [the] Ready to Spray [Connector] [Applicator] [System]]</p>	<p>{OPTION 1}</p> <ul style="list-style-type: none"> • [Shake bottle well before use.] • [Attach garden hose to sprayer intake.] • [Turn on water.] • [Using control [knob][dial][selector], push the safety [tab][button] and select “Water”.] • [Aim sprayer nozzle at targeted [plants][area] and adjust control knob to "On".] • [The sprayer will automatically mix [F6570 EW][product] with water [for a continuous spray]]. <p>{OPTION 2}</p> <ul style="list-style-type: none"> • [Connect] [Hose] • [1.]Shake Well. • [2.] Make sure control lever is in the OFF position. Attach to hose. • [3.] Turn on water. [Extend hose to furthest place in lawn or garden, so you can work backwards and limit exposure to spray.] • [Spray] [Apply mix] • [1.] Aim towards direction of application and away from you. • [2.] Turn control lever to ON to begin spraying. • [3.] Spray evenly and as directed for specified type of treatment area.[Lawn] [Garden] [or other] • [Finish] [Stop] [Store] • [1.] When finished turn control lever to OFF. • [2.] Turn faucet OFF. Discharge residual water pressure by turning control lever ON and OFF again. • [3.] Disconnect Sprayer and Store / Discard as instructed.
<p>APPLICATION INSTRUCTIONS</p>	<ul style="list-style-type: none"> • Apply where insects are expected to appear or when insects or damage are seen. Repeat as necessary according to site-specific directions listed below. • Apply in calm weather. • Begin spraying at the farthest point of the treatment area and work backward to avoid contact with wet treated surfaces. • Spray thoroughly to wet plant surfaces. Do not apply to point of runoff.. • Sprays must be dry in treated areas before people or pets re-enter. • DO NOT apply to trees taller than 10 feet. Consider hiring a licensed professional.

GARDEN VEGETABLES

In the table below, the Pre-Harvest Interval (PHI) refers to the minimum number of days that must pass between the date of the last application and the date of harvest. Reapply no more than once every seven days if insects return and provided the [Pre-Harvest Intervals] [PHI] [harvest directions] are followed [accordingly].

[Insert Vegetable List]

BERRIES, FRUITS, AND NUTS

Use F6570 EW as a spot treatment for pest infestations on the berries, fruits and nuts listed below. Do not make applications to trees over 10 feet or trees with areas inaccessible to sprays. Apply spray mixture to upper and lower leaves, around fruit clusters, and on branches and trunks up to to wet thoroughly. Do not apply to the point of runoff. Reapply no more than once every seven days if insects return and provided the [Pre-Harvest Intervals] [PHI] [harvest directions] are followed [accordingly].

[Insert Berry, Fruits and Nuts List]

ORNAMENTAL TREES, SHRUBS, FLOWERS, AND GROUND COVERS

Use F6570 EW as a spot treatment for pest infestations on ornamental trees, shrubs, flowers and ground covers. Spray up to the point of run-off making sure to cover all sides of leaves and trunk. For ground covers, bedding plants, foliage, annuals and perennials, apply as a uniform spray. Reapply if pests return but repeat applications should be limited to no more than once per seven days.

Certain plants [including annuals] may be sensitive to the final spray solution. A limited area should be treated and observed for one week prior to application to the entire planting.

OUTDOOR PERIMETER TREATMENTS

Apply to the point of run-off as a residual spray to vegetation including bushes and trees around buildings and other structures. For ants, apply to any trails, as a spot or crack and crevice treatment around doors and windows and other places where ants may be found. To prevent pests from entering buildings, apply to a band of soil and vegetation 7 feet wide around and adjacent to the building. Also treat the building foundation to a height of up to 2 feet where pests are active and may find entrance. Apply as a coarse spray. The surface to be treated should be dry at the time of application.

LAWNS

Uniformly apply 4 fl oz F6570 EW per gallon of water [0.011%] [over a] [per] 250 sq ft area (0.000938 lbs ai/sq ft). For best results, apply after mowing (DO NOT apply if lawn is longer than 3 inches at the time of application). Repeat applications are necessary only if there are signs of renewed insect activity.

V. Pest List

[For Use With Any Option]

PESTS CONTROLLED

Caterpillars, Butterflies and Moths

Tent forming caterpillars, cocoon forming caterpillars, chrysalis forming caterpillars.

Leaf feeding caterpillars (including leaves of flowering plants, bushes and other ornamentals, vegetables and trees), azalea leafminers, green cloverworm, fruit eating caterpillars, legume feeding caterpillars, vegetable feeding caterpillars, stem and trunk boring caterpillars, and leafrolling caterpillars.

Caterpillars of the Yucca Moth family including Fairy moths and Yucca moths; Clothes moth family; bagworm moth family, Gelechiid moth family including Potato tuber moths; Ermine Moth family including Ailanthus Webworm moth; Clear Winged moth family including Manroot borer, Squash Vine borer, Doll's Clearwing moth, California Sycamore borer; Tortricid Moth family (millers) including Fruit Tree Leafroller moth, Orange Tortrix, and Codling moth; Skippers including Least Skipper, Silver-spotted Skipper, and Long-tail Skipper; Swallowtails including Green swallowtail, Zebra Swallowtail, Giant Swallowtail (Orange Tail, Orange Puppy), Pale Swallowtail, Eastern Tiger Swallowtail, Eastern Black Swallowtail, Spicebush Swallowtail, and Phoebus; Whites, Sulphurs and Orange Tips family including Sara Orange Tip, Great Southern White, and European Cabbage Butterfly; Gossamer-Winged Butterflies Family including Great Purple Hairstreak, Spring Azure, Early Hairstreak, Eastern Tailed blue, Harvester, Silvery Blue, Brown Elfin, Marine Blue, American Copper, and Gray Hairstreak; Metalmark family including Northern Metalmark; Snout Butterflies family including Common Snout Butterfly; Brush-Footed Butterfly family including Gulf Fritillary, White Peacock, Harris' Checkerspot, Painted Lady (Thistle butterfly), American Painted Lady (Painted Beauty), Baltimore, Zebra (Yellow-barred Heliconian), Viceroy, White Admiral (Banded Purple), Mourning Cloak, Milbert's Tortoise Shell, Pearl Crescent, Question Mark, Buckeye, Great Spangled Fritillary, and Red Admiral; Hackberry and Goatweed Butterfly family including Hackberry butterfly; Satyrs, Nymphs and Arctics family including Wood Nymph (American Grayling), White Wood Satyr, Eyed Brown (Grass Nymph), Pearly Eye, and Chryxus Arctic; Smoky Moth family including Grape Leaf Skeletonizer; Slug Caterpillar Moth family including Saddleback Caterpillar Moth; Pyralid Moths family including Mediterranean Flour Moth Sod Webworm Moth, Indian Meal Moth, Meal Moth; Plume Moth family including Artichoke Plume Moth; Measuringworm Moth family including Tulip Tree Beauty, California Cankerworm Moth, and Large California Spanworm Moth; Tent Caterpillar Moth family including Western Tent Caterpillar Moth; Giant Silkworm Moth family including Luna Moth, Polyphemus moth, Io Moth, Promethea Moth (Spicebush Silkmoth), Regal Moth (Royal Walnut Moth), Rosy Maple Moth, Imperial Moth, Sheep Moth, Cecropia Moth, and Cynthia Moth; Sphinx moth family including Virginia-creeper Sphinx, Pandora Sphinx, Hummingbird Moth (Common Clearwing), White-lined Sphinx, Tomato Hornworm Moth, Tobacco Hornworm Moth, Big Poplar Sphinx, Cerisy's Sphinx, and Wild-cherry Sphinx; Prominents family including Tentacled Prominents (Puss Moths), and Red-humped Appleworm Moth; Tiger Moth family including Ornate Tiger Moth, Yellow Woolly Bear Moth, Acraea Moth, Milkweed Tiger Moth, Spotted Tiger Moth, Colona, Woolly Bear Caterpillar Moth (Banded Woolly Bear), Lichen Moth, and Rattlebox Moth; Ctenuchid Moth family including Virginia Ctenuchid moth; Tussock moth family including Gypsy

PESTS CONTROLLED	
	Moth, White-marked Tussock Moth; Owlet Moth family including Eight-spotted Forester, Black Witch, Alfalfa Looper, Sweetheart Underwing, Locust Underwing, and Hebrew.
Common Bristletails	Silverfish Family including Silverfish, and Firebrat
Springtails	Podurid Springtail family including Snow Pea, Seashore Springtail; Entomobryid Springtail family including Ainsley's Springtail; Globular Springtail family
Cockroaches	Blattid Cockroach Family including Oriental Cockroach (Asiatic Cockroach, Shad Cockroach), and American Cockroach (Waterbug); Blattellid Cockroaches family including German Cockroach (Croton Bug)
Termites	Rotting-wood termite family including Pacific Coast Termite; Subterranean termite family including subterranean termites. Not intended to replace structural treatments. For termites – Do not use this product as the sole source of control for active, structural infestations by subterranean termites; the purpose of this application is to kill workers or winged reproductive forms of termites which are present at the time of treatment. It is not intended to provide structural pest control. It is not a substitute for mechanical alteration, soil and foundation treatment, but merely a supplement. For active, structural infestations by subterranean termites, this product can only be used to supplement a federally registered conventional product that is registered as a sole source for termite control. This product will not eliminate termite infestations or provide protection against future infestation.
Earwigs	Long-Horned Earwig family including Ring-legged Earwig, and Riparian Earwig; Common Earwig family including European Earwig
Grasshoppers & Crickets	Pygmy Grasshopper family including Aztec Pygmy Grasshopper; Short-Horned Grasshopper family including Creosote Bush Grasshopper, Lubber Grasshopper, Painted Grasshopper, Carolina Locust, Dragon Lubber Grasshopper (Gray Dragon), Three-banded Grasshopper (Banded Range Grasshopper), Differential Grasshopper, Red-legged Locust, Spur-throated Grasshopper, Two-striped Grasshopper, Panther-spotted grasshopper, Southeastern Lubber Grasshopper, Alutacea Bird Grasshopper, American Bird Grasshopper, Green Valley Grasshopper, Toothpick Grasshopper, Horse Lubber Grasshopper, Pallid-winged Grasshopper, and Great Crested Grasshopper (Dinosaur Grasshopper); Long-horned grasshoppers and Katydid family including Oblong-winged Katydid, Mormon Cricket, Short-legged Shield back Katydid, California Katydid, Angular-winged Katydid, Keeled Shield-back Katydid, Nebraska Cone-head, Gladiator Katydid, Mescalero Shield-back Katydid, True Katydid (Northern Katydid), and Fork-tailed Bush Katydid; Camel Crickets family including Spotted Camel Cricket, Secret Cove Cricket, Jerusalem Cricket; True Crickets family including House Cricket (Cricket on the Hearth), Field Cricket, California Tree Cricket, Snowy Tree Cricket, and Black-horned Tree Cricket; Mole Cricket family including Northern Mole Cricket and European Mole Cricket
True Bugs	Plant Bug family including Adelphocoris Plant Bugs, Scarlet Plant bugs, Tarnished Plant Bugs, and Four-lined Plant Bug; Assassin bug family including Bee Assassins, Wheel Bug; Ambush Bug family including Jagged Ambush Bug; Lace Bug family including Oak Lace Bug; Seed Bug family including Small Eastern Milkweed Bug; Long-necked Seed Bug, and Large Milkweed Bug; Stilt Bug family including Stilt Bugs; Leaf-footed Bug family including Florida Leaf-footed Bug, and Squash Bug; Scentless Plant Bug family including Eastern Boxelder Bug and Western Boxelder Bug; Stink Bug family including Green

PESTS CONTROLLED	
	Stink Bug, Brown Marmorated Stink Bug Brochymenas, Two-spotted Stink Bug (Conspicuous Stink Bug); Harlequin Cabbage Bug (Calico Bug, Fire Bug), and Spined Soldier Bug
Cicadas and Kin	Cicada family including Periodical Cicadas, Dogday Harvestfly, and Grand Western Cicada
Treehoppers	Treehopper family, including Thorn-mimic Treehopper, Oak Treehopper, Buffalo Treehopper, and Locust Treehopper
Leafhoppers	Leafhopper family including Grape Leafhopper, Scarlet-and-green Leafhopper, Sharpshooter, Spotted Lanternfly[* (*Not Registered for Use by California)]
Thrips	Banded Thrips family including Banded-wing Thrips; Common Thrips family
Beetles	<p>Tiger Beetle Family including Beautiful Tiger Beetle, Dainty Tiger Beetle, Six-Spotted Green Tiger Beetle, and Dejean's Flightless Tiger Beetle; Ground Beetle family including Bombardier Beetle, Fiery Searcher (Caterpillar hunter), European Ground Beetle, Green Pubescent Ground Beetle, Common Black Ground Beetle, and Boat-backed Ground Beetle; Predacious Diving Beetle family including Small Flat Diving Beetle, Large Diving Beetle, and Marbled Diving Beetle; Whirligig Beetle family including Large Whirligig Beetle, and Small Whirligig Beetle; Hister Beetle family including Hister beetles; Rove Beetle family including Gold-and-brown Rove Beetle and Pictured Rove Beetle; Carrion Beetle family including Margined Burying Beetle, Tomentose Burying Beetle (Gold-necked Carrion Beetle), American Carrion Beetle, and Northern Carrion Beetle; Stag Beetle family including Elephant Stag Beetle, Agassiz's Flat-horned Stag Beetle, Reddish-brown Stag Beetle, and Rugose Stag Beetle; Bessbugs family including Patent-leather Beetle (Horned Passalus); Scarab Beetle family including European Chafer Beetle (adults), Flower Chafers (Fruit and Flower Chafers), Leaf Chafers, Rose Chafers, Tumblebugs, Goldsmith Beetle, Green Jumping Beetle, Brown Fruit Chafer, Glossy Pillbug, Grapevine Beetle, May Beetles (June Beetles), Ten-lined June Beetles, and Japanese Beetle; Metallic Wood-Boring Beetles including Golden Buprestid, Western Pine Borer (Sculptured Pine Borer), and Divergent Metallic Wood Borer (Flatheaded Cherry Tree Borer); Click Beetle family including Eastern Eyed Click Beetle (Big-eyed Click Beetle), and Fire Beetles; Fireflies (Lightning Bugs) family including Pyralis Firefly, and Pennsylvania Firefly; Soldier Beetle family including Pennsylvania Leather-wing, and Downy Leather-wing, Net-winged Beetle family including Banded Net-wing, and Golden Net-wing; Spider Beetle family including Spider Beetles, and Texan Spider Beetle; Branch and Twig Borer family including Apple Twig Borer; Checkered Beetle family including California Checkered Beetle, Elegant Checkered Beetle, Slender Checkered Beetle, and Red-blue Checkered Beetle; Flat Bark Beetle family including Red Flat Bark Beetle; Pleasing Fungus Beetle including Rough Fungus Beetle; Ladybug Beetles including Multicolored Asian Lady Beetles, Two-spotted Ladybug Beetle, Nine-spotted Ladybug Beetle, Spotless "Nine-spotted" Ladybug, Convergent Ladybug Beetle, and Ash Gray Ladybug Beetle; Darkling Beetles including Horned Fungus Beetle, Broad-necked Darkling Beetle, Plicate Beetle, Yellow Mealworm Beetle, and Ironclad Beetle; Fire-colored Beetles family including Fire Beetles; Blister Beetles family including Striped Blister Beetle, Arizona Blister Beetle, Short-winged Blister Beetle, (Oil Beetle); Long-horned Beetle family including Black-horned Pine Borer, Yellow Douglass Fir Borer, Long-jawed Longhorn, Elder Borer (Cloaked Knotty-horn), Twig Pruners, Pine Sawyer (Spined-neck Longhorn), Golden-haired Flower Longhorn, Locust Borer, Black Pine Sawyer (White Spotted Sawyer), Cylindrical Hardwood Borer,</p>

PESTS CONTROLLED	
	<p>Cottonwood Twig Borer, Cottonwood Borer, Giant Root Borers, Ribbed Pine Borer, California Laurel Borer (Banded Alder Borer), Ivory marked Beetle, Red Milkweed Beetle (Eastern Milkweed Longhorn), Notch-tipped Flower Longhorn, and Willow Borer; Seed Borer family including Bean Weevil; Leaf Beetle family including Dogwood Calligrapha, Milkweed Tortoise Beetle (Argus Tortoise Beetle), Dogbane Leaf Beetle, Milkweed Leaf Beetle, Willow Leaf Beetle, Spotted Asparagus Beetle, Clavate Tortoise Beetle, Spotted Cucumber Beetle, Waterlily Leaf Beetle, Swamp Milkweed Leaf Beetle, Three-lined Potato Beetle, Old-fashioned Potato Bug, Colorado Potato Beetle, and Girdled Leaf Beetle; Primitive Weevil family including Oak Timberworm Beetle (Primitive Weevil); Snout Beetles and Weevil family including Boll Weevil, Black Oak Acorn Weevil, Lesser Cloverleaf Weevil, Alfalfa Weevil, Pine Weevils, Rose Weevils, Agrave Billbug, and Stored-grain Billbug (Granary Weevil, Elephant Bug); Bark and Ambrosia Beetle family including Red Turpentine Beetle, Pine and Spruce Engraver Beetles, and Bark Beetles.</p>
Bees, Ants, Wasps, Sawflies	<p>Cimbricid Sawflies family including Rusty Willow Sawfly; Common Sawfly family including Northeastern sawfly; Horntail family including Pigeon Horntail, and Smokey Horntails; Stem Sawflies family including Raspberry Horntail; Braconids family including Braconid Wasps; Ichneumons family including Giant Ichneumons, Short-tailed Ichneumons and Red-tailed Ichneumon; Torymid Wasp family including California Torymus; Chalcid family including Golden-yellow Chalcid; Gall Wasp family including California Oak Gall Wasps and Live Oak Gall Wasp; Pelecinid family including American Pelicini; Tiphid Wasp family including Five-banded Tiphid Wasp; Velvet-Ants including Thistledown Velvet-ant, Red Velvet-ant, and Cow Killer; Scoliid Wasp family including Scarab-hunter Wasp, and Digger Wasp; Ant family including Spine-waisted ants, Leafcutter ants, Texas Carpenter ants, Black Carpenter ants, Crater-nest ants, Crazy Ants, Tawny Crazy Ants, Texas Shed-builder ant (Acrobat Ant), Red Ant, Legionary Ant, Little Black Ant, Arid Lands Honey Ant, Big-headed Ant, Honey Ant, and Fire Ant; Vespid Wasp family including Potter Wasp, Paper Wasps, Yellow Jackets, and Sandhills Hornet; Spider Wasps including Blue-black Spider Wasps, and Tarantula Hawk; Sphecid Wasp family including Thread-waisted Wasps, Eastern Sand Wasp, Steel-blue Cricket Hunter, Purplish-blue Cricket Hunter, Florida Hunting Wasp, Black and Yellow Mud Dauber, Cicada Killer, and Great Golden Digger Wasp; Bee families including Plasterer Bee, Yellow-faced Bees, Virescent Green Metallic Bees, Augochlora Green Metallic Bees, Alkali Bee, Mining Bee, Willow Mining Bee, Nevada Mining Bee, Clarkia Bee, Faithful Leafcutting Bee, Western Leafcutting Bee, Mason Bees, California Leafcutting Bee, Digger Bees, Western Cuckoo Bee, California Carpenter Bee</p>
Flies	<p>Crane fly family including Wood-boring Tupulid, Giant Western Crane Fly, and Crane Flies; Phantom Crane Flies including Phantom Crane Fly; Net-winged Midges including Comstock's Net-winged Midge; Phantom Midges; Black Flies including Black flies; March Flies family including March Flies; Fungus Gnats family including Fungus Gnats; Snipe Fly family including Gold-backed Snipe Fly; Stiletto Fly family including Stiletto Flies; Flower-loving Fly family including Flower-loving Fly; Mydas Fly family including Mydas fly; Robber Fly family including Bearded Robber Fly, Sacken's Bee Hunter, Giant Robber Fly, Bee Killer (Giant Robber Fly), and Robber Flies; Bee Flies including Bee Fly, Large Bee Flies, and Progressive bee Flies; Dance Flies including Dance Flies; Long-Legged Flies including Condyllostylid Long-legged Flies, and Texan Long-</p>

PESTS CONTROLLED	
	legged Fly; Hover Fly family including Woolly Bear Hover Flies, Elongate Aphid Flies, Drone Flies, Bulb Flies, American Hover Flies, and Toxomerus Hover Fly; Thick Headed Fly family including Thick headed fly; Pyrgotid Fly family including Pyrgotid Flies; Fruit Fly family including Walnut Husk Fly, and Apple Maggot Fly; Seaweed Fly family including California Seaweed Fly; Marsh Fly family including Marsh flies; Shore fly family including Yellowstone Brine Fly; Pomace fly family including Vinegar Fly; Anthomyiid Fly family including Dung Fly; Muscid Fly family including House Fly, and Biting Stable Fly; Louse Fly family, Blow Fly family including Blue Bottle Fly, Screw-worm Fly, and Green Bottle Fly; Flesh Fly family including Flesh flies; Tachinid Fly family including Beelike Tachinid Fly, Early Tachinid Fly, Repetitive Tachinid Fly, Tachina Fly, and Fringe-legged Tachinid Fly
Spiders	Folding trapdoor spider family including Turret spider; Tarantula family including Desert Tarantula; Trapdoor Spider family including California Trapdoor spider; Dictynid spider family including Branch-yip spiders; Spitting spider family including Spitting spiders; Violin Spider family including Desert Loxosceles, and Violin Spider; Comb-footed Spider family including American House Spider, and Sheet-web Weaver family including Hammock Spider; Orb Weaver family including Orb weavers, barn spider, Garden spider (cross spider), Marbled orb Weaver, Shamrock Spider, Six-spotted Orb-weaver, Silver Argiope, Black-and-Yellow Argiope, Crablike Spiny Orb Weaver, Bola Spider, Arrow-shaped Micrathena, and Golden-silk spider (calico spider); Large-jawed Orb Weaver family including Mabel Orchard Spider, Venusta Orchard Spider, Elongate Long-jawed Orb Weaver, and Long-jawed Orb Weaver; Funnel Web Weaver family including Grass Spiders; Nursery Web Spider family including Brownish-grey Fishing Spider, Six-spotted Fishing spider, and Nursery Web Spider; Wolf Spider family including Burrowing Wolf Spiders, Carolina Wolf spider, Forest Wolf spider, rabid wolf spider, and Thin-legged Wolf spider; Lynx Spider family including Jumping Lynx spider, and green lynx spider; Sac Spider family including Ant-mimic spiders; Wandering spider family including Wandering spiders; Giant Crab spider family including Huntsman spider, and Golden Huntsman spider; Selenopid Crab Spider family including Selenopid Crab Spider; Crab Spider family including Goldenrod spider (flower spider, red-spotted Crab Spider), Elegant Crab Spider, Thrice-banded Crab Spider; Philodromid family including Inconspicuous Crab Spiders; Jumping Spiders including Green Lyssomanes, Dimorphic Jumping Spider, Metaphid Jumping Spider, Ant-mimic Jumping spider, and Daring Jumping spider: Daddy-long-legs family including Eastern Daddy-long-legs and Brown Daddy-long-legs
Ticks	Blacklegged tick, Brown dog tick, Deer tick, Lone Star tick
Psyllid, Whiteflies, Aphids, Mealybugs, Scale Insects	Psyllid family including American Alder Psyllid; Whitefly family including Greenhouse Whitefly; Aphid family including Green Apple Aphid, Rosy Apple Aphid, Rose, Pea and Potato Aphid, Root Aphid, Coudy-winged Cottonwood Aphid, and Giant Willow Aphid; Woolly and Gall-Making Aphid family including Woolly Apple Aphid; Giant Scale Insects family including Cottony Cushion Scale; Armored Scale Insects family including Oyster Shell Scale; Mealybug family including Long-tailed mealybug; Cochineal Bug family including Cochineal bug.
Millipedes	Millipedes including soft millipedes, Florida millipede, Almond millipede, North American millipede and flat millipedes

VI. Fruit & Vegetable List

[For Use With Any Option]

{NOTE TO REVIEWER: lists may be bulleted}

Vegetables [Plants]	Pests	PHI (Days) [(PHI) refers to the minimum number of days that must pass between the date of the last application and the date of harvest.] [Minimum number of days from application to harvest] [(See definition above)]
[Brassica vegetables:] [Broccoli, Chinese Broccoli (gai lon, white flowering broccoli), Brussels Sprouts, Cauliflower, Cavalo broccolo, Kohlrabi, Cabbage, Chinese Cabbage (napa), Chinese Mustard Cabbage (gai choy), Broccoli Raab (rapini), Chinese cabbage (bok choy), Collards, Kale, Mizuna, Mustard Greens, Mustard Spinach, Rape Greens, Turnip Greens]	Corn Earworm, Cucumber Beetles, Cutworm, Diamondback Moth, Flea Beetles, Imported Cabbageworm, Leafhoppers, Saltmarsh Caterpillar, Southern Cabbageworm, Tobacco Budworm Alfalfa Looper, Armyworms, Cabbage Looper, Cabbage Webworm, Ground Beetles, Leafminers (adults), Lygus Bugs, Onion Thrips, Stink Bugs, Wireworm (adults), Aphids, and Whiteflies	1 Day [Spray up to 1 day before harvesting]
Corn (sweet) [Sweet Corn]	Chinch Bug, Corn Rootworm (Adult), Corn Silkfly, Cutworms, Flea Beetle, Leafhoppers, Japanese Beetle (Adult), Sap Beetle (adults), Tarnished Plant Bug, Armyworms, Corn Borers, Corn Earworm, Grasshoppers, Aphids	3 Days [Spray up to 3 days before harvesting]
[Cucurbit vegetables:] [Chayote (fruit), Chinese Waxgourd (Chinese Preserving Melon), Citron Melon, Cucumber, Gherkin, Gourd (edible (including hyotan, cucuzza, hechima, Chinese orkra), Mormordica spp. (includes balsam apple, balsam pear, bitter melon, Chinese cucumber), Muskmelon (includes true cantaloupe, cantaloupe, casaba, crenshaw melon, golden pershaw melon, honeydew melon, honey balls, mango melon, Persian melon, pineapple melon, Santa Claus melon, and snake melon), Pumpkin, Summer Squash (includes crookneck squash, scallop squash, straightneck squash, vegetable marrow, zucchini), Winter Squash (includes butternut squash, calabaza, hubbard squash, acorn squash, and spaghetti squash), Watermelon (includes hybrids and varieties)]	Cutworms, Cabbage Looper, Cucumber Beetles. (adult), Leafhoppers, Melonworm, Pickleworm, Rindworm, Squash Bug, Squash Vine Borer, Corn Earworm, Plant Bugs, Stink Bugs	1 Day [Spray up to 1 day before harvesting]
[Legume Vegetables - Succulent Edible-Podded Peas, Succulent Shelled Peas and Dried Shelled Peas:] [Dwarf Pea, Edible-pod Pea, Snow Pea,	Cutworms, Painted Lady (Thistle) Caterpillar, Saltmarsh Caterpillar, Silverspotted Skipper, Alfalfa Caterpillar, Armyworm, Southern Armyworm, True Armyworm, Yellow-Striped Bean Leaf Beetle, Blister Beetles, Colorado	1 Day (Succulent) 21 Days (Dried)

Vegetables [Plants]	Pests	PHI (Days) [(PHI) refers to the minimum number of days that must pass between the date of the last application and the date of harvest.] [Minimum number of days from application to harvest] [(See definition above)]
Sugar Snap Pea, Pigeon pea, English Pea, Garden Pea, Green Pea, Lentil] [Legume Vegetables - Succulent Edible-Podded Beans, Succulent Shelled Beans, and Dried Shelled Beans:] [Runner Bean, Snap Bean, Wax Bean, Asparagus Bean, Chinese Longbean, Moth Bean, Yardlong Bean, Jackbean, Soybean (immature seed), Swordbean, Lima Bean, Broad Bean (Fava Bean), Blackeyed Pea, Southern Pea, Grain Lupin, Sweet Lupin, White Lupin, White Sweet Lupin, Field Bean, Kidney Bean, Navy Bean, Pinto Bean, Tepary Bean, Adzuki Bean, Catjang, Cowpea, Crowder Pea, Moth Bean, Mung Bean, Rice Bean, Urd Bean, Chickpea (Garbanzo Bean), Guar, Lablab bean]	Potato Beetle, European Corn Borer, Corn Borer, Southwestern Corn Earworm, Corn Rootworm Beetle (adult), Cowpea Curculio, Cucumber Beetle, Flea Beetle, Green Cloverworm, Ground Beetles, Imported Cabbageworm, Japanese Beetle, Leaf Skeletonizers, Leafhoppers, Leafminers (adults), Mexican Bean Beetle, Pea Weevil, Pea Leaf Weevil, Plant Bugs, Potato Leafhopper, Seedcorn Beetle, Seedcorn Maggot (adult), Spittlebug, Three-Cornered Alfalfa, Hopper, Tobacco Budworm, Velvetbean Caterpillar, Webworms, Woolly Bear Caterpillar	[Spray up to 1 day before harvesting on succulent shelled or edible-podded peas or beans, and up to 21 days before harvesting for dried shelled peas or beans]
[Fruiting vegetables:] [Eggplant, groundcherry (Physalis spp.), okra, pepino (Melon pear), pepper (includes bell pepper, chili pepper, cooking pepper, pimento, sweet pepper), tomatillo, tomato]	Armyworm, Southern Armyworm, True Armyworm, Yellow-striped Celery Leaf Tier, Colorado Potato Beetle, Corn Borer, European Corn Borer, Southwestern Corn Earworm, Cucumber Beetle, Cutworm, Flea Beetle, Garden Webworm, Green Stink Bug, Hornworms, Leafminers (adults), Leafhoppers, Meadow Spittlebug, Pepper Maggot (adults), Pepper Weevil, Plant Bugs, Tobacco Budworm, Tomato Fruitworm, Tomato Pinworm, Aphids, Armyworm, Beet Armyworm, Fall Cabbage Looper, Grasshoppers, Lygus Bugs, Brown Stink Bug, Tomato Psyllid, Thrips, Whiteflies.	1 Day [Spray up to 1 day before harvesting]
[Leafy vegetables:] [Amaranth (leafy amaranth, Chinese spinach, tampala); Arugula (Roquette), Cardoon, Celery, Chinese Celery, Celtuce, Chervil, Chrysanthemum (edible-leaved and garland), Cilantro (not for use on cilantro grown for seed or coriander), Corn salad, Cress (Garden, Upland (yellow rocket, winter cress)), Dandelion, Dock (sorrel), Endive (escarole), Fennel/Florence (finocchio), Garden Cress, Lettuce (head and leaf), Orach, Parsley, Purslane (garden), Purslane (winter), Radicchio (red chicory), Rhubarb, Spinach	Corn Earworm Cucumber Beetles, Cutworms, Diamondback Moth, Flea Beetles Imported Cabbageworm, Leafhoppers, Saltmarsh Caterpillar, Tobacco Budworm, Armyworms, Loopers, Lygus Bugs, Onion Thrips, Stink Bugs, Wireworm	1 Day [Spray up to 1 day before harvesting]

Vegetables [Plants]	Pests	PHI (Days) [(PHI) refers to the minimum number of days that must pass between the date of the last application and the date of harvest.] [Minimum number of days from application to harvest] [(See definition above)]
(including New Zealand and vine, Malabar spinach, Indian spinach), Swiss chard]		
[Root and Tuber vegetables (except sugar beets):] [Arracacha, Arrowroot, Artichoke (Chinese and Jerusalem), Garden Beet, Edible Burdock, Edible Canna, Carrot, Cassava (Bitter and Sweet), Celeriac (Celery Root), Chayote (Root), Turnip-Rooted Chervil, Chicory, Chufa, Dasheen (Taro), Ginger, Ginseng, Horseradish, Leren, Turnip-Rooted Parsley, Parsnip, Potato, Oriental Radish (Daikon), Radish, Rutabaga, Salsify (Oyster Plant), Black Salsify, Spanish Salsify, Skirret, Sweet Potato, Tanier (Cocoyam), Turmeric, Turnip, Yam Bean, Yam (True)]	Cutworms, Cabbage Looper Cucumber Beetle, European Corn Borer, Flea beetles, Leafhoppers, Southern Corn Rootworm (adult), Vegetable Weevil, White fringed Beetle (adult), Armyworm, Beet Armyworm, Yellow striped Cabbage Maggot, Colorado Potato Beetle, Grasshoppers, Imported Cabbageworm, Potato Leafhopper Potato Psyllid, Potato Tuberworm, Tarnished Plant Bug	1 Day [Spray up to 1 day before harvesting]
[Sunflowers:] [Castor Oil Plant, Chinese Tallowtree, Euphorbia, Evening Primrose, Jojoba, Niger Seed, Rose Hip, Stokes Aster, Tallowwood, Tea Oil Plant, and Vernonia]	Cutworm spp., White Grub, Wireworm	30 Days [Spray up to 30 days before harvesting]
[Bulb Vegetables (Allium spp.):] [Garlic; Garlic, Great-Headed (elephant); Green Eschalots; Japanese Bunching Onions; Leeks; Onion, Dry Bulb and Green; Onion, Welch; Shallots, Dry Bulb and Green; Spring Onion or Scallions	Armyworms, Cutworms, Leafminers (adults), Onion Maggot Adults, Stink Bugs, Aphids, Onion Thrips	7 Days [Spray up to 7 days before harvesting]
Peanuts	Cutworm spp., Green Cloverworm, Velvetbean Caterpillar, Red-necked Peanut Worm, Bean Leaf Beetle, Leafhopper spp., Southern Corn Rootworm (adult), Vegetable Weevil, White fringed Beetle (adult), Aphid spp., Armyworm, Beet, Fall Armyworm, Corn Earworm, Grasshopper spp., Lesser Cornstalk Borer, Soybean Looper, Stink Bug spp., Tobacco Thrips	7 Day [Spray up to 7 days before harvesting]

BERRIES, FRUITS, AND NUTS {Icons with text may be used for any of the below}	Pests	PHI (Days)
[Berries Crop Group:] [Blackberry, loganberry, red and black raspberry, blueberry, highbush and lowbush, currant, elderberry, gooseberry, huckleberry, cultivars and/or hybrids of these]	Leafrollers, Orange Tortrix, Root Weevils	1 Day [Spray up to 1 day before harvesting]
Grapes	Eastern grape leafhopper, Variegated leafhopper, Western grape leafhopper, and Spotted Lanternfly[* (*Not Registered for Use by California)]	1 Day [Spray up to 1 day before harvesting]
[Pome Fruit Group:] [Apple, Crabapple, Loquat, Mayhaw, Pear, Oriental Pear, and Quince.]	Apple Maggot, Codling Moth, European Apple Sawfly, Green Fruitworm, Japanese Beetle, Lesser Appleworm, Oblique Banded Leafroller, Oriental Fruit Moth, Pandemis Leafroller, Pear Psylla, Plum Curculio, Potato Leafhopper, Redbanded Leafroller, Rosy Apple Aphid, Spirea Aphid, Spotted Tentiform Leafminer, Stink Bugs, Tarnished Plant Bug, Tufted Apple Bud Moth, Variegated Leafroller, White Apple Leafhopper, Spotted Lanternfly[* (*Not Registered for Use by California)]	14 Days [Spray up to 14 days before harvesting]
[Stone Fruit Group:] [Apricot, Cherry (Sweet and Tart), Nectarine, Peach, Plum (including Chickasaw Plum, Damson Plum, and Japanese Plum), Plumcot, Prune (fresh).]	American Plum Borer, Black Cherry Aphid, Cherry Fruit Fly, Green Fruitworm, Leafrollers, Leafhoppers, Lesser Peach Tree Borer, Ph Tree Borer, Peach Twig Borer, Plum Curculio, Oriental Fruit Moth, Rose Chafer, Stink Bugs, Tarnished Plant Bug, Tufted Apple Budmoth, Western Cherry Fruit Fly, Spotted Lanternfly[* (*Not Registered for Use by California)]	14 Days [Spray up to 14 days before harvesting]
[Tree Nuts Group:] [Almond, beech nut, Brazil nut, butternut, cashew, chestnut, chinquapin, filbert (hazelnut), hickory nut, macadamia nut, pecan, pistachio, walnut (black and English)]	Black Pecan Aphid, Codling Moth, Filbert Worm, Hickory Shuckworm, Leafhoppers, Navel Orangeworm, Oblique-banded Leafroller, Peach Twig Borer, Pecan Leaf Casebearer, Pecan Nut Casebearer, Pecan Phylloxera, Pecan Weevil, Plant Bugs, Stink Bugs, Walnut Aphid, Walnut Husk Fly, Yellow Pecan Aphid	[Spray up to] 7 days [before harvesting.] Do not apply more than [0.125 lb of active ingredient per acre][4.1 gallons of F6570 EW MASTER per acre] [12 oz of F6570 EW MASTER per 1,000 sq ft]
[Tropical Fruits:] [Avocado, Black Sapote, Canistel, Mamey Sapote, Mango, Papaya, Sapodilla, Star Apple]		1 Day [Spray up to 1 day before harvesting]
[Citrus Trees:] [Orange, Grapefruit, Lemon, Lime, Citrus Hybrids (including Tangelo), Mandarin, Tangerine, Pummelo, Calamondin, Citron, Kumquat]		1 Day [Spray up to 1 day before harvesting]

VII. Optional Refill/Reuse Directions for use with any option

- A. [Note to EPA: optional Directions For Use when packaged accordingly with two RTS bottles and one RTS sprayer. Label may feature graphics representing RTS sprayer Directions For Use]

[Using/Resuing/How to Reuse/ To Reuse] [the] [F6570 EW Master Insecticide] [Ready-to-Spray/RTS] [Connector/ Applicator/System/ Sprayer/Spray nozzle]	<p>[Removing [Sprayer] [Spray Nozzle] from [F6570 EW MASTER Insecticide] [RTS] Bottle:]</p> <ol style="list-style-type: none">1. Remove [Sprayer][Spray Nozzle] from empty [F6570 EW MASTER Insecticide] [RTS] Bottle by twisting the neck of the [sprayer][spray nozzle] counter-clockwise.2. To dispose of empty [F6570 EW MASTER Insecticide] [RTS] bottle, see Directions for Storage and Disposal section [on page XX]. <p>[Adding the [RTS] [Sprayer] [Spray nozzle] to the refill [F6570 EW MASTER Insecticide] Bottle:]</p> <ol style="list-style-type: none">1. Remove the cap from the top of the refill [F6570 EW MASTER Insecticide] bottle by pushing down and twisting it counter-clockwise.2. [Remove foil seal from the [F6570 EW MASTER Insecticide] [refill] bottle.]3. Holding the [sprayer][spray nozzle] by the neck, secure the [sprayer][spray nozzle] onto the refill [F6570 EW MASTER Insecticide] bottle by twisting it clockwise until tight. <p>Shake well before use.</p> <p>[Sprayer][Spray nozzle] for use only with F6570 EW MASTER Insecticide. Do not use for any other purpose.</p>
---	---





























- B. [Note to EPA: optional Directions For Use when packaged accordingly with one RTS bottle and one refill bottle. Label may feature graphics representing Directions For Use]

[Refilling/How to Refill/To Refill] [the] [F6570 EW Master Insecticide] [Ready-to-Spray/RTS] [System/Bottle]	<ol style="list-style-type: none">1. Hold the empty [F6570 EW MASTER Insecticide] [RTS] bottle and twist the neck of the [sprayer][spray nozzle] counter-clockwise.2. Remove the cap from the top of the [F6570 EW MASTER Insecticide][concentrate] [refill] bottle by pushing down and twisting it counter-clockwise.3. [Remove foil from the [F6570 EW MASTER Insecticide] [concentrate] [refill] bottle.]4. Carefully pour the liquid from the [F6570 EW MASTER Insecticide] [concentrate] [refill] bottle into the empty [F6570 EW MASTER Insecticide] [RTS] bottle.5. Reattach sprayer by holding the refilled [F6570 EW MASTER Insecticide] [RTS] bottle and twisting the neck of the [sprayer][spray nozzle] clockwise until tight.6. Shake well before use.7. To dispose of empty [F6570 EW MASTER Insecticide] [concentrate] [refill] bottle, see Directions for Storage and Disposal section [on page XX]. <p>Refill bottle with [F6570 EW MASTER Insecticide] only. Do not use for any other purpose.</p>
---	---

VIII. Glossary of Icons

{NOTE TO REVIEWER: The following are representative icons that may be used in conjunction with text as noted in label}

Concentrate & RTU icon	
Application Icon	
Sprayer operation icon	
Product Facts Icon	
Fruit and vegetable Icon	
How much to use icon	
Coverage icon	
When to use	

Pests icon	
Kills Icon	<div data-bbox="396 474 927 737">     </div> <div data-bbox="412 611 927 737">     </div> <div data-bbox="396 747 1057 936">     </div>
Where to use Icon	<p>Lawn and Garden Applications</p> <div data-bbox="396 989 1029 1136">     </div> <p>Home and pet area applications</p> <div data-bbox="396 1230 1308 1356">        </div> <p>Pest directed applications</p> <div data-bbox="396 1440 688 1566">   </div>
Disposal Icon	
People and Pet Icon	

{NOTE TO REVIEWER: [Text] in brackets denotes optional or explanatory language}

Phone Icon		
Computer Icon		
Supplemental Distributor Company logo		