

279-3347

09/09/2013

1/59



UNITED STATES ENVIRONMENTAL PROTECTION AGENCY
WASHINGTON, D.C. 20460

OFFICE OF CHEMICAL SAFETY
AND POLLUTION PREVENTION

SEP - 9 2013

Ms. Jill Holihan
FMC Corporation
1735 Market Street
Philadelphia, PA 19103

Dear Ms. Holihan:

Subject: Label Amendment- add ticks and add comments from letter dated
November 7, 2013
F6570 EW Master Insecticide
EPA Registration Number 279-3347
Your submission dated April 24, 2013

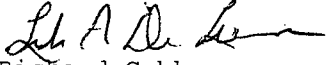
The application referred to above, submitted in connection with registration under the Federal Insecticide, Fungicide, and Rodenticide Act, as amended, is acceptable with the following comments:

- 1) "American dog ticks" must be removed from the label. Data were not submitted to support this species.
- 2) Wherever the term or heading "Ticks" appears on the label, it must be changed to read "blacklegged and brown dog ticks" because the data were only submitted for these two species.
- 3) Change "Kills ticks including those that may transmit Lyme disease" to "Kills ticks that may transmit Lyme disease."

A stamped label is enclosed for your records.

If you have any questions regarding this action, please contact Linda A. DeLuise of my team at (703) 305-5428.

Sincerely yours,


Richard Gebken
Product Manager (10)
Insecticide Branch
Registration Division (7504P)

Enclosure

F6570 EW MASTER Insecticide

For Residential Indoor and Outdoor Uses, including Lawns, Home Perimeter, Home Vegetable Garden, Ornamental & Flower Gardens.

EPA Reg. No. 279-3347

EPA Est. 279-

Active Ingredient:	By Wt.
Zeta-Cypermethrin*	0.35%
Other Ingredients:	99.65%
	100.0%

**ACCEPTED
with COMMENTS
In EPA Letter Dated
September 9, 2013**
Under the Federal Insecticide,
Fungicide, and Rodenticide Act,
as amended, for the pesticide
registered under EPA Reg. No.
279-3347

(* F6570 EW MASTER contains 0.03 pounds active ingredient per gallon.)
* Cis/trans ratio: Max. 75% (±) cis and min. 25% (±) trans

KEEP OUT OF REACH OF CHILDREN

FIRST AID	
If swallowed	<ul style="list-style-type: none"> • Call poison control center or doctor immediately for treatment advice. • Have person sip a glass of water if able to swallow. • Do not induce vomiting unless told to do so by the poison control center or doctor. • Do not give anything by mouth to an unconscious person.
If in eyes	<ul style="list-style-type: none"> • Hold eye open and rinse slowly and gently with water for 15-20 minutes. • Remove contact lenses, if present, after the first 5 minutes, then continue rinsing eye. • Call a poison control center or doctor for treatment advice.
HOTLINE NUMBER	
Have the product container or label with you when calling a poison control center or doctor, or going for treatment. You may also contact 1-(800)-331-3148 for Emergency Assistance.	
NOTE TO PHYSICIAN	
Skin contact (vapor or powder) may be followed by transient tingling or numbness, usually of the face, but this subsides without treatment. This product is a pyrethroid. If large amounts have been ingested, the stomach and intestines should be evacuated. Treatment is symptomatic and supportive.	
For Information Regarding the Use of this Product Call 1-800-321-1FMC (1362).	

FMC
FMC Corporation
Agricultural Products Group
1735 Market Street
Philadelphia PA 19103

PRECAUTIONARY STATEMENTS

ENVIRONMENTAL HAZARDS

This pesticide is extremely toxic to fish, aquatic invertebrates, oysters and shrimp. To protect the environment, do not allow pesticide to enter or run off into storm drains, drainage ditches, gutters or surface waters. Applying this product in calm weather when rain is not predicted for the next 24 hours will help to ensure that wind or rain does not blow or wash pesticide off the treatment area. Rinsing application equipment over the treated area will help avoid run off to water bodies or drainage systems. Care should be used when spraying to avoid fish and reptile pets in/around ornamental ponds. This product is highly toxic to bees. Do not apply this product or allow to drift to blooming plants if bees are in the area.

1 Indoor Use Concentrate Option

[alternate language]
{optional language}

Optional Marketing Statements

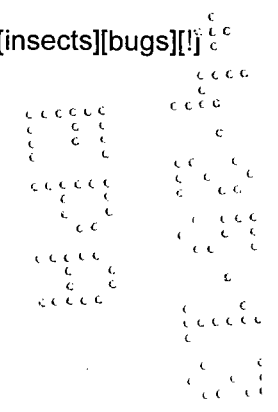
Got [insert listed pest], use [insert Brand Name here][!]
Got [household][insert listed pest], use [insert Brand Name here][!]
[Patented] Battery Operated [Powered] Sprayer
Batteries Included
Simply point & spray
[No Measuring] No Mixing, No Pumping.

Kills over XXX common household insects [bugs]
Kills listed common household [ants][roaches][insects][bugs]
Kills Ants, Roaches, Spiders and Other Home Invading Pests as listed
Kills Carpenter Ants and other listed [ant][roaches][insect][bug] species {by Contact!}
Starts to work immediately and keeps protecting up to 12 months*
Kills by contact and keeps killing up to 3 months
Keeps Killing Ants {for} up to [3][6][9] months {indoors}
Provides up to [3] months [ant][roach][insect][bug] Control {indoors}

Reclaim your home [indoors][today] from [annoying][destroying][ants][roaches][insects][bugs][!]
Kills Home Invading Insects [pests] [ants]

Non-Staining
[No odor][Odorless]

Keeps Bugs Out!
Up to 12 Month Control Indoors*
[*Listed Insects]
Can be used as an outdoor barrier treatment
Contains XXX cartridges
[4 oz] Makes one gallon of spray
Each 4oz cartridge makes 1 Gal. of spray
Kills ticks [including ticks that may transmit Lyme Disease]



Ready To Spray Directions

Summary Table

Where to Use	Indoors
Kills	Ants Millipedes Springtails Silverfish, firebrats Grasshoppers & crickets Earwigs Cockroaches Weevils & billbugs, ground beetles, (Japanese beetle, pillbug, sowbug, black turf Ataenius, bark beetle & pine shoot beetle), borers, elm leaf beetle Wasps & yellow jackets, bees, carpenter bees Flies, Including House flies Ticks This product controls acrobat ants, Argentine ants, bigheaded ants, carpenter ants, cornfield ants, crazy ants, field ants, ghost ants, false honey ants, little black ants, odorous house ants, pavement ants, pyramid ants, thief ants, and velvety tree ants
When to Use	For Crack and Crevice and Spot Treatment for the above listed pests
How to Use	For Indoor Crack and Crevice and Spot Treatment: Spray for listed pests. Spray edges and cracks and crevices where insects may be. Directly spot treat listed pests when they are seen. Do not spray to point of runoff.

Directions For Use

DIRECTIONS FOR USE
 It is a violation of Federal law to use this product in a manner inconsistent with its labeling.
 (SHAKE WELL BEFORE USING)

Use this product as a spot or crack and crevice treatment to localized areas where pests are seen or suspected only. Spot treat surfaces until visibly wet. Apply to listed pests directly, whenever possible.

F6570 EW concentrate is a convenient [liquid] spray that protects your home from invading insects — kills ants by contact and keeps killing [ants][insects][bugs] [inside] for up to [3][6][9] months

It's easy to apply [thanks to its patented battery operated [powered] sprayer]. Simply point and spray — NO Mixing, NO Pumping and Best of All NO Hand fatigue. [when packaged accordingly]

{KILLS: Ants, Roaches, Spiders and Other Home Invading Pests as listed.}

{USE: Indoors as a spot treatment}

AMDRO DELIVERY SYSTEM

[When Packaged Accordingly:]

AMDRO Battery Operated [Powered] Sprayer

SPRAYER: USE DIRECTIONS

The [AMDRO Spray Delivery System Name] is a patented innovative home lawn, landscape, and perimeter tank spray system. Spot treat [[bugs] [and][or] [weeds]] with this easy to use system.

1. Unscrew the tank cap and fill the tank with water up to the one gallon indicator. [The tank holds one gallon of water.]
2. Remove the [sprayer][wand][applicator] from the tank holster and unfold the [sprayer][wand][applicator].
3. Select the [cartridge][bottle][insecticide] labeled for intended use. READ THE ENTIRE PRODUCT LABEL PRIOR TO USE.
4. Remove the cap from the [cartridge][bottle][insecticide]. [Each [cartridge][bottle] contains 4 oz. of [product][liquid].] [Each 4 oz. [cartridge][bottle] of concentrate makes one gallon of [liquid][ready to use] spray.]
5. Insert the [cartridge][bottle][insecticide] into the top of the sprayer and twist until tight.
6. Press the trigger to spot spray [bugs][weeds] as listed on the product label.
7. When finished spot treating remove the [cartridge][bottle][insecticide]. Replace the cap on the [cartridge][bottle][insecticide]. Follow label Storage and Disposal instructions for product [insecticide][cartridge][bottle].
8. After spot spraying rinse the [sprayer][wand][applicator] according to the RINSE: USE DIRECTIONS.

RINSE: USE DIRECTIONS

1. Remove the [cartridge][bottle][insecticide]. Ensure that there is water in the one gallon tank.
2. Press and hold the [trigger][sprayer] for 10 seconds to flush the [sprayer][wand][applicator] with clean water from the tank.



CHANGE [CARTRIDGE][BOTTLE]: USE DIRECTIONS

1. Remove the [cartridge][bottle][insecticide] currently loaded in the [AMDRO Spray Delivery System Name].
2. Follow label Storage and Disposal instructions for product [insecticide][cartridge][bottle].

3. Press and hold the [trigger][sprayer] for 10 seconds to flush the [sprayer][wand][applicator] with clean water from the tank.
4. Select a new [cartridge][bottle][insecticide] labeled for intended use. READ THE ENTIRE PRODUCT LABEL PRIOR TO USE.
5. Insert the [cartridge][bottle][insecticide] into the top of the sprayer and twist until tight.
6. Press the trigger to spot spray [bugs][weeds] as listed on the product label.
7. When finished spot treating remove the [cartridge][bottle][insecticide]. Replace the cap on the [cartridge][bottle][insecticide]. Follow label Storage and Disposal instructions for product [insecticide][cartridge][bottle].
8. After spot spraying, rinse the [sprayer][wand][applicator] according to the RINSE: USE DIRECTIONS. Store the [AMDRO Spray Delivery System Name] OR RINSE and change [cartridge][bottle].

NOTE: IF OUTPUT SPRAY IS DIMINISHED OR SPUTTERING, DO THE FOLLOWING:

1. Check that there is water remaining in the one gallon tank. If not, refill the tank with water.
2. Check that there is liquid remaining in the [cartridge][bottle]. If not, change to a new [cartridge][bottle].

[Two [cartridges][bottles] can be stored on the back of the [AMDRO Spray Delivery System Name]].


[Optional:]CHANGING BATTERIES:

If sprayer does not operate or spray performance declines significantly, change the four AA alkaline batteries in the sprayer handle as follows:

1. Remove the [cartridge][bottle].
2. Slide the battery cover open in the underside of sprayer handle.
3. Allow battery cover to swing open.
4. Remove old batteries.
5. Replace with four AA alkaline batteries. Make sure the positive and negative ends match the direction indicated on the inside of the battery door.
6. Close battery door and slide the door until latch is closed.

How to Use – Indoors	
Use to kill and control listed pests commonly found indoors or that may enter from outdoor areas.	<p>F6570 EW may be used as a general spot, crack and crevice treatment in nonfood areas. All areas where insects inhabit or through which insects may enter should be treated.</p> <ul style="list-style-type: none"> • Spray directly to pest and to areas where pests are found or hide. • Use only in well ventilated areas and do not use as a space spray.

<p>To Kill Cockroaches, Crickets, Firebrats, Silverfish, Springtails Indoors</p>	<ul style="list-style-type: none"> • Spray areas where these pests hide, such as baseboards, corners, storage areas, closets, around water pipes, doors and windows, attics and eaves, behind and under refrigerators, cabinets, sinks, furnaces, and stoves, the underside of shelves, drawers and similar areas. Pay particular attention to cracks and crevices.
<p>To Kill Ants Indoors</p>	<ul style="list-style-type: none"> • Apply to any trails, around doors and windows and other places where ants may be found. This product will provide up to 9 months residual control (of ants)
<p>To Kill Boxelder Bugs, Earwigs, Elm Leaf Beetles, Ground Beetles, Millipedes, Pillbugs and Sowbugs Indoors</p>	<ul style="list-style-type: none"> • Apply around doors and windows and other places where these pests may be found or where they may enter premises. • Spray baseboards, storage areas and other locations.
<p>To Kill Flies Indoors</p>	<ul style="list-style-type: none"> • Apply directly to walls, ceilings, window screens, and other fly resting areas as a residual surface treatment. • May also be used inside as well as around carports, garages, and storage sheds.
<p>To Kill Ticks Indoors (including ticks that may transmit Lyme disease)</p>	<ul style="list-style-type: none"> • Spot treat localized areas of floors pets may frequent such as pet resting areas. Old bedding of pets should be removed and replaced with clean, fresh bedding after treatment of pet area.
<p>Treatment of Wood-in-Place to Kill Exposed Stages of Wood-Infesting Insects</p>	<ul style="list-style-type: none"> • For the control of insects such as Termites, Ants and Carpenter Ants in localized areas of infested wood in and around structures, apply to voids and galleries in damaged wood and in spaces between wooden members of a structure and between wood and foundations where wood is vulnerable. Not intended to replace structural treatments.



8/59

To Kill Insects in Greenhouse and Indoor Plants	<ul style="list-style-type: none"> • Spray leaves of infested indoor plants. • Some plants may be sensitive to the spray solution, so first test a small area.
---	--

USE RESTRICTIONS	
<ul style="list-style-type: none"> • Do not treat pets with this product. • Do not apply this product in a way that will contact adults, children, or pets, either directly or through drift. • Do not allow adults, children, or pets to enter the treated area until sprays have dried. • Remove pets, birds, and cover fish aquariums before spraying. • Avoid contamination of food and feedstuffs. Remove or cover exposed food and drinking water before application. • Do not use in food handling establishments in which food is held, processed, prepared, and/or served. When used in the home, remove or cover dishes, utensils, food processing equipment, and food preparation surfaces or wash them before use. • Do not apply directly to animals. • Do not use in aircraft. 	

IMPORTANT – Directions for Storage and Disposal	
Storage	Keep from freezing. Keep out of reach of children and animals. Store in original containers only. Store in a cool, dry place, preferably in a locked storage area and avoid excess heat. After partial use, replace lids and close tightly. Do not put concentrate or dilute material into drink containers.
Product Disposal	<p>If partially filled: Call your local solid waste agency for disposal instructions. Never place unused product down any indoor or outdoor drain.</p> <p>If empty: Nonrefillable container. Do not reuse or refill this container. Offer for recycling, if available, or dispose of in trash.</p>

Dealers Should Sell in Original Packages Only.
Conditions of Sale and Limitation of Warranty and Liability:

NOTICE: Read the entire Directions for Use and Conditions of Sale and Limitation of Warranty and Liability before buying or using this product. If the terms are not acceptable, return the product at once, unopened, and the purchase price will be refunded.

The Directions for Use of this product must be followed carefully. It is impossible to eliminate all risks inherently associated with the use of this product. Crop injury, ineffectiveness, or other unintended consequences may result because of such factors as manner of use or application, weather or crop conditions beyond the control of FMC or Seller. All such risks shall be assumed by Buyer and User, and Buyer and User agree to hold FMC and Seller harmless for any claims relating to such factors.

Seller warrants that this product conforms to the chemical description on the label and is reasonably fit for the purposes stated on the Directions for Use when used in accordance with the directions under normal conditions of use. EXCEPT AS WARRANTED BY THIS LABEL, FMC MAKES NO WARRANTIES OF MERCHANTABILITY OR OF FITNESS FOR A PARTICULAR PURPOSE, NOR ANY OTHER EXPRESS OR IMPLIED WARRANTIES WITH RESPECT TO THE SELECTION, PURCHASE, OR USE OF THIS PRODUCT. Any warranties, express or implied, having been made are inapplicable if this product has been contrary to label instructions, or under abnormal conditions, or under conditions not reasonably foreseeable to (or beyond the control of) seller or FMC, and Buyer assumes the risk of any such use.

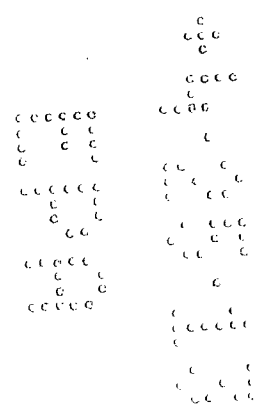
To the extent consistent with applicable law FMC or seller shall not be liable for any incidental, consequential or special damages resulting from the use or handling of this product. TO THE EXTENT CONSISTENT WITH APPLICABLE LAW, THE EXCLUSIVE REMEDY OF THE USER OR BUYER, AND THE EXCLUSIVE LIABILITY OF FMC AND SELLER FOR ANY AND ALL CLAIMS, LOSSES, INJURIES OR

9/59

DAMAGES (INCLUDING CLAIMS BASED ON BREACH OF WARRANTY, CONTRACT, NEGLIGENCE, TORT, STRICT LIABILITY OR OTHERWISE) RESULTING FROM THE USE OR HANDLING OF THIS PRODUCT, SHALL BE THE RETURN OF THE PURCHASE PRICE OF THE PRODUCT OR, AT THE ELECTION OF FMC OR SELLER, THE REPLACEMENT OF THE PRODUCT.

This Conditions of Sale and Limitation of Warranty and Liability may not be amended by any oral or written agreement.

FMC – Trademark of FMC Corporation
© 2013 FMC Corporation All Rights Reserved



2 Multi-insect Concentrate Option – Ready to Spray

Optional Marketing Claims

{alternate language}

[optional language]

Use on lawns [and gardens] [Outdoor Surfaces][plants] [vegetables][flowers][trees] [Shrubs] [Home Perimeter]

Won't harm your lawn [or garden] [plants] [shrubs] [vegetables] [flowers][trees]

Ready-to-spray [Ready-to-mix] [lawn] [liquid] concentrate

Hose end concentrate / Easy to spray concentrate

Just insert hose and spray.

No Mixing, No measuring required.

Mixes [dilutes] automatically [as] [when] [you spray]

Got [insert listed pest], use [insert Brand Name here][!]

Got [household][insert listed pest], use [insert Brand Name here][!]

Kills over 65 [100] [180] [200] lawn pests {insects}

Kills lawn [and garden] [invading] pests {insects} [including] [ants] [beetles] [Japanese beetles] [chinch bugs] [caterpillars] [sod worms] [white flies] and other listed pests {insects}

Kills [ants] [beetles] [Japanese beetles] [chinch bugs] [caterpillars] [sod worms] [white flies] and other listed pests {insects}

Kills [ants] [beetles] [chinch bugs] and other listed pests {insects}

Kills stink bugs

Reduces annoyance from flying pests as listed

Control {Kills} lawn {invading} damaging insects {pests}[plus fire ants] as listed

[Kills] Controls hard to kill [tough] [insects] [pests] [plus fire ants] as listed

Protects lawn from common pests {insects} as listed

Stops {prevents} lawn damage [from insects {pests}] as listed

[simple] [easy] one [step] [application] lawn protection

Kills nuisance pests outdoors [and on your lawn] [before they can come inside]

[4-oz] [1-quart / 32-oz] Covers {treats} 2133 [4267] [1600] [12,800] [4000] [32,000] sq ft [of lawn]

[15%] 25% [50%] more coverage [than standard] [quart]

[32 oz] [1 quart] [Ready to Spray][concentrate] Makes over 2[4] [8] [10] [12] [32] [gallons] of liquid

[spray]

[32 oz] [1 quart] [Ready to Spray][concentrate] Makes up to [2] [4] [8] [13] [32] [gallons] of liquid [spray]

Kills by Contact. Starts acting within Minutes.

Visible activity within Minutes.

Kills by Contact [and keeps killing {protecting}] {up to} [4] [6] [8] weeks [2] [3] [months]

Goes (Starts) to Work Immediately [and lasts] {up to} [4] [6] [8] weeks [2] [3] [months]

11/59

Formula {insecticide} provides immediate {same day} control
Powered by Zeta {Zeta-C}! [Next generation in insect control]
Advanced Killing Action starts within minutes
Reclaim your lawn [outdoors] [today] from [annoying] [damaging] [insects] [bugs] [pests]
Kill [annoying] [damaging] [insects] [pests] and reclaim your lawn [today!]
Don't let insects {bugs} feed on your lawn another day.

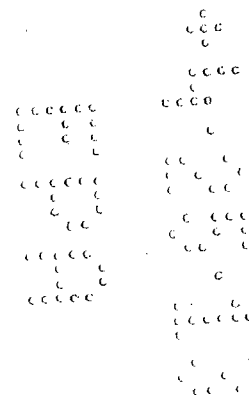
Up to [4] [6] [8] weeks [2] [3] month control {protection}
Long Lasting [insect] control {protection}

Easy to use
Water based Formula.
Guaranteed results {or your money back}
Guaranteed to work {or your money back}

Kills Fire Ants by contact [and prevents new mounds from forming] up to [4] [weeks].
Kills the Queen. Kills the Mound [colony]

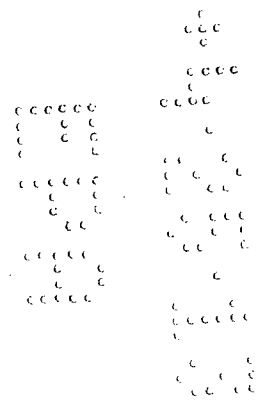
Kills Fire Ants by Contact. [and keeps killing for [4] weeks].
Kills colony in 24 hrs. Starts killing Fire Ants Immediately.

Long Lasting Control of fire ants.
Prevents new mounds from forming up to [4] weeks
One application lasts {protects} for [4] weeks against fire ants
Non-Staining
[Non-staining][No odor][Odorless]formula
Kills ticks [including ticks that may transmit Lyme Disease]



Summary Table

Where to Use	Lawns Listed fruits and vegetables Trees and shrubs Roses and flowers Outside surfaces of buildings
Kills	Ants (including fire ants), Gypsy moth, bagworm, budworm & leafroller, armyworms, cutworms, fall webworm, sod webworm, tent caterpillar, leafminer Millipedes Springtails Silverfish, firebrats Earwigs Cockroaches Chinch bug, boxelder bug, plant bug, lace bug Leafhoppers, spittlebugs, psyllids, whitefly, aphids, cicadas, scales, mealybug, adelgids, treehoppers Flies, including house fly Ticks Thrips Weevils & billbugs, ground beetles, (Japanese beetle, pillbug, sowbug, black turf Ataenius, bark beetle & pine shoot beetle), borers, elm leaf beetle And Other Listed lawn & Garden Pests [insects] [bugs] Wasps & yellow jackets, bees, carpenter bees
When to Use	To Treat lawns and vegetation: When insects or damage first appear When using as perimeter treatment: Early in season or when insects appear
[How Much to Use]	Mixes [Dilutes] automatically [when] [as] [you] [spray]
[Coverage]	[Makes][up to] [2][4] [8] [13] [32] gallons of [liquid] spray [solution] [Treats][covers] [up to] [2133] [4267] [8,500][12,800] [32,000] sq. ft. [of lawn]



DIRECTIONS FOR USE

It is a violation of Federal law to use this product in a manner inconsistent with its labeling.
SHAKE WELL BEFORE USING

Using [How to Use] [the] Ready to Spray
 [Connector] [Applicator] [System]

[Connect] [Hose]
 [1.] Shake Well.
 [2.] Make sure control lever is in the **OFF** position. Attach to hose.
 [3.] Turn on water. [Extend hose to furthest place in lawn or garden, so you can work backwards and limit exposure to spray.]

[Spray] [Apply mix]
 [1.] Aim towards direction of application and away from you.
 [2] Turn control lever to **ON** to begin spraying.
 3). Spray evenly and as directed for specified type of treatment area.[Lawn] [Garden] [or other]

[Finish] [Stop] [/Store]
 [1.] When finished turn control lever to **OFF**.
 [2.] Turn faucet **OFF**. Discharge residual water pressure by turning control lever **ON** and **OFF** again.
 [3.] Disconnect Sprayer and Store / Discard as instructed.

Use this product as a spot or crack and crevice treatment to localized areas where pests are seen or suspected only. Spot treat surfaces until visibly wet. Apply to listed pests directly, whenever possible.

Do not apply this product in a way that will contact adults, children, or pets, either directly or through drift. Remove pets, birds, and cover fish aquariums before spraying.

All outdoor applications must be limited to spot and crack and crevice treatments only, except for the following permitted uses:

- 1) Treatment to soil or vegetation around structures;
- 2) Applications to lawns, turf and other vegetation;
- 3) Applications to building foundations, up to a maximum height of 3 feet

Other than applications to building foundations, all outdoor applications to impervious surfaces such as sidewalks, driveways, patios, porches and structural surfaces (such as windows, ~~loofs~~ and eaves) are limited to spot and crack-and-crevices applications only.

Do not water the treated area to the point of run-off.

Do not make applications during rain.

Application is prohibited directly into sewers or drains, or to any area like a gutter where drainage to sewers, storm drains, water bodies, or aquatic habitat can occur. Do not allow this product to enter any drain during or after application.

How to Use - Outdoors	
NUISANCE PESTS ON OUTDOOR SURFACES	
<p>To Kill Ants, Earwigs, and other named Pests on Outside Surfaces and Around Buildings</p> <p>NOTE: The application of this product to vinyl and aluminum siding (particularly lightly colored, aged, weathered or otherwise damaged) may result in staining, bleaching or discoloration. Factors such as extreme heat and direct sunlight can promote damage. Before applying this product to vinyl or aluminum siding, treat a small area and evaluate 30 minutes later to allow any potential staining to occur. Regardless of the test results, do not apply to vinyl or aluminum siding while exposed to direct sunlight or during the heat of the day.</p>	<ul style="list-style-type: none"> • Apply to point of run-off to vegetation such as bushes and trees around buildings and other structures. • For ants, apply to any trails, around doors and windows and other places where ants may be found. • To prevent pests from entering buildings, apply solution to a band of soil and vegetation 5 to 10 feet wide around and adjacent to the building. Also, treat the building foundation to a height of 2 to 3 feet where pests are active and may find entrance. Thoroughly and uniformly wet the band area, using 1 quart [32 oz] per 2,133 sq. ft. • The surface to be treated should be dry at the time of application.
<p>To Kill Carpenter Ants Outdoors</p>	<ul style="list-style-type: none"> • Apply to carpenter ant trails around doors and windows and other places where carpenter ants have been observed or are expected to forage. • For best results, locate and treat carpenter ant nests. • Apply a perimeter treatment as described above. • To protect firewood from carpenter ants (and termites), apply to the soil beneath where the firewood will be stacked. Use 1 quart [32 oz] to treat 640 square feet. DO NOT treat firewood with this product. • Not intended to replace structural treatments. For termites – not recommended as sole protection against termites. Such applications are not a substitute for mechanical alterations, soil or foundation treatment but merely as a supplement. For active infestations, get a professional inspection.
<p>To Kill Bees and Wasps Outside</p>	<ul style="list-style-type: none"> • Application to nests should be made late in the evening when insects are at rest. • Thoroughly spray nest and entrance and surrounding areas where insects alight
<p>To Kill Ticks Outdoors</p>	<ul style="list-style-type: none"> • To prevent infestation of the home, treat soil

	<p>and vegetation around the exterior perimeter of the home as described above.</p> <ul style="list-style-type: none"> • Treat soil and vegetation adjacent to wooded areas on the property where ticks may be harboring • Treat areas of taller vegetation (2 – 3 ft), around the exterior of the property, • Treatment should be made to the point of runoff. • Treatment should be applied thoroughly and uniformly
LAWNS	
<p>To Kill Ants, Fire Ants, Beetles, Chinch Bugs, Sod Webworms, Weevils and other listed Pests in Lawns</p>	<ul style="list-style-type: none"> • Uniformly apply over lawn. Contents will treat [cover] up to [2133] [32,000] sq ft of lawn. • Lawn should not be longer than 3 inches at the time of application • Repeat application is necessary only if there are signs of renewed insect activity
<p>Ant Mound Treatments</p>	<ul style="list-style-type: none"> • To treat ant mounds including imported fire ant mounds, focus the spray to fully soak each mound and the immediate surrounding area. Use 1 quart [32 oz] to treat 40 mounds. • For best results, apply in cool weather, such as in early morning or late evening hours, but not in the heat of the day.
ORNAMENTALS, ROSES, FLOWERS and TREES	
<p>To Kill Ants, (including cut ants), Aphids, Bagworms, Earwigs, Sow Bugs, Millipedes, Beetles, Weevils, Plant Bugs, Leaf-cutting Bees, Sawflies, Caterpillars, Moths and other listed pests on Ornamentals, Roses, Flowers and Trees (including deciduous and evergreen trees, shrubs, ground covers, bedding plants, annuals, perennials, and foliage plants).</p>	<ul style="list-style-type: none"> • Spray up to the point of run-off making sure to cover all sides of leaves and trunk. Retreat if pests return. • For ground covers, bedding plants, foliage, annuals and perennials, apply as a uniform spray. 1 quart [32 oz] will treat [cover] [between] [2133] [and] [4267] [32,000] sq ft. Repeat treatment as necessary to achieve control using higher application rates as pest pressure & foliage area increases. Repeat application should be limited to no more than once per seven days. <p>Certain plants may be sensitive to the final spray solution. A limited area should be treated and observed for one week prior to application to the entire planting.</p>

USE RESTRICTIONS

- Do not treat pets with this product.
- Do not apply this product in a way that will contact adults, children, or pets, either directly or through drift.
- Do not allow adults, children, or pets to enter the treated area until sprays have dried.
- Do not apply directly to animals.

IMPORTANT – Directions for Storage and Disposal

Storage	Keep from freezing. Keep out of reach of children and animals. Store in original containers only. Store in a cool, dry place, preferably in a locked storage area and avoid excess heat. After partial use, replace lids and close tightly. Do not put concentrate or dilute material into drink containers.
Product Disposal	If partially filled: Call your local solid waste agency for disposal instructions. Never place unused product down any indoor or outdoor drain. If empty: Nonrefillable container. Do not reuse or refill this container. Offer for recycling, if available, or dispose of in trash.

Dealers Should Sell in Original Packages Only.
Conditions of Sale and Limitation of Warranty and Liability:

NOTICE: Read the entire Directions for Use and Conditions of Sale and Limitation of Warranty and Liability before buying or using this product. If the terms are not acceptable, return the product at once, unopened, and the purchase price will be refunded.

The Directions for Use of this product must be followed carefully. It is impossible to eliminate all risks inherently associated with the use of this product. Crop injury, ineffectiveness, or other unintended consequences may result because of such factors as manner of use or application, weather or crop conditions beyond the control of FMC or Seller. All such risks shall be assumed by Buyer and User, and Buyer and User agree to hold FMC and Seller harmless for any claims relating to such factors.

Seller warrants that this product conforms to the chemical description on the label and is reasonably fit for the purposes stated on the Directions for Use when used in accordance with the directions under normal conditions of use. EXCEPT AS WARRANTED BY THIS LABEL, FMC MAKES NO WARRANTIES OF MERCHANTABILITY OR OF FITNESS FOR A PARTICULAR PURPOSE, NOR ANY OTHER EXPRESS OR IMPLIED WARRANTIES WITH RESPECT TO THE SELECTION, PURCHASE, OR USE OF THIS PRODUCT. Any warranties, express or implied, having been made are inapplicable if this product has been contrary to label instructions, or under abnormal conditions, or under conditions not reasonably foreseeable to (or beyond the control of) seller or FMC, and buyer assumes the risk of any such use.

To the extent consistent with applicable law FMC or seller shall not be liable for any incidental, consequential or special damages resulting from the use or handling of this product. TO THE EXTENT CONSISTENT WITH APPLICABLE LAW, THE EXCLUSIVE REMEDY OF THE USER OR BUYER, AND THE EXCLUSIVE LIABILITY OF FMC AND SELLER FOR ANY AND ALL CLAIMS, LOSSES, INJURIES OR DAMAGES (INCLUDING CLAIMS BASED ON BREACH OF WARRANTY, CONTRACT, NEGLIGENCE, TORT, STRICT LIABILITY OR OTHERWISE) RESULTING FROM THE USE OR HANDLING OF THIS PRODUCT, SHALL BE THE RETURN OF THE PURCHASE PRICE OF THE PRODUCT OR, AT THE ELECTION OF FMC OR SELLER, THE REPLACEMENT OF THE PRODUCT.

This Conditions of Sale and Limitation of Warranty and Liability may not be amended by any oral or written agreement.

FMC – Trademark of FMC Corporation
© 2013 FMC Corporation All Rights Reserved

3 Concentrate Directions

Optional Marketing Claims

{alternate language}
[optional language]

Use on lawns [and gardens] [Outdoor Surfaces][plants] [vegetables][flowers][trees] [Shrubs] [Home Perimeter]

Won't harm your lawn [or garden] [plants] [shrubs] [vegetables] [flowers][trees]

Ready-to-spray [Ready-to-mix] [lawn] [liquid] concentrate

No Mixing, No measuring required.

Mixes [dilutes] automatically [as] [when] [you spray]

Squeeze to measure bottle

Kills over 65 [100] [180] [200] lawn pests {insects}

Kills lawn [and garden] [invading] pests {insects} [including] [ants] [beetles] [Japanese beetles] [chinch bugs] [caterpillars] [sod worms] [white flies] and other listed pests {insects}}

Kills [ants] [beetles] [Japanese beetles] [chinch bugs] [caterpillars] [sod worms] [white flies] and other listed pests {insects}

Kills [ants] [beetles] [chinch bugs] and other listed pests {insects}

Kills stink bugs

Reduces annoyance from flying pests as listed

Control {Kills} lawn {invading} damaging insects {pests}[plus fire ants] as listed

[Kills] Controls hard to kill [tough] [insects] [pests] [plus fire ants] as listed

Protects lawn from common pests {insects} as listed

Stops {prevents} lawn damage [from insects {pests}] as listed

[simple] [easy] one [step] [application] lawn protection

Kills nuisance pests outdoors [and on your lawn] [before they can come inside]

[4-oz] [1-quart / 32-oz] Covers {treats} 2133 [4267] [1600] [12,800] [4000] [32,000] sq.ft. [of lawn] [15%] 25% [50%] more coverage [than standard] [quart]

[32 oz] [1 quart] [Ready to Spray][concentrate] Makes over 2[4] [8] [10] [12] [32] [gallons] of liquid [spray]

[32 oz] [1 quart] [Ready to Spray][concentrate] Makes up to [2] [4] [8] [13] [32] [gallons] of liquid [spray]

Kills by Contact. Starts acting within Minutes.

Visible activity within Minutes.

Kills-by Contact [and keeps killing {protecting}] {up to} [4] [6] [8] weeks [2] [3] [months]

Goes (Starts) to Work Immediately [and lasts] {up to} [4] [6] [8] weeks [2] [3] [months]

Formula {insecticide} provides immediate {same day} control

Powered by Zeta {Zeta-C}! [Next generation in insect control]

Advanced Killing Action starts within minutes

Reclaim your lawn [outdoors] [today] from [annoying] [damaging] [insects] [bugs] [pests]
Kill [annoying] [damaging] [insects] [pests] and reclaim your lawn [today!]
Don't let insects {bugs} feed on your lawn another day.

Up to [4] [6] [8] weeks [2] [3] month control {protection}
Long Lasting [insect] control {protection}


Easy to use
Water based Formula.
Guaranteed results {or your money back}
Guaranteed to work {or your money back}

Kills Fire Ants by contact [and prevents new mounds from forming] up to [4] [weeks].
Kills the Queen. Kills the Mound [colony]

Kills Fire Ants by Contact. [and keeps killing for [4] weeks].
Kills colony in 24 hrs. Starts killing Fire Ants Immediately.


Long Lasting Control of fire ants.
Prevents new mounds from forming up to [4] weeks
One application lasts {protects} for [4] weeks against fire ants
Non-Staining
[Non-staining][No odor][Odorless]formula
Contains XXX cartridges
[4 oz] Makes one gallon of spray
Each 4oz cartridge makes 1 Gal. of spray
Kills ticks [including ticks that may transmit Lyme Disease]

[Open for Precautionary Statements, First Aid and Complete Directions for Use]



Summary Table

Where to Use	Lawns Listed fruits and vegetables Trees and shrubs Roses and flowers Outside surfaces of buildings Indoors
Kills	Ants (including fire ants), Gypsy moth, bagworm, budworm & leafroller, armyworms, cutworms, fall webworm, sod webworm, tent caterpillar, leafminer Millipedes Spiders Scorpions Springtails Silverfish, firebrats Grasshoppers, crickets Earwigs Cockroaches Chinch bug, boxelder bug, plant bug, lace bug Leafhoppers, spittlebugs, psyllids, whitefly, aphids, cicadas, scales, mealybug, adelgids, treehoppers Ticks Thrips Weevils & billbugs, ground beetles, (Japanese beetle, pillbug, sowbug, black turf Ataenius, bark beetle & pine shoot beetle), borers, elm leaf beetle And Other Listed lawn & Garden Pests [insects] [bugs] Wasps & yellow jackets, bees, carpenter bees Flies, Including House flies
When to Use	To Treat lawns and vegetation: When insects or damage first appear When using as perimeter treatment: Early in season or when insects appear
How Much to Use	For Lawns and perimeter treatments: Dilute 4 fluid ounce of this product per gallon of water to evenly cover 1000 sq ft of area. For Ornamentals, Trees and Flowers: dilute 4 fluid ounce of this product per gallon of water and fully spray foliage.
[Coverage]	[Makes][up to] [2][4] [8] [13][32] gallons of [liquid] spray [solution] [Treats][covers] [up to] [2,133] [4,267] [8,500] [12,800] [32,000] sq. ft. [of:lawn]



DIRECTIONS FOR USE	
It is a violation of Federal law to use this product in a manner inconsistent with its labeling.	
(SHAKE WELL BEFORE USING)	
Mixing Instructions - How Much to Use	F6570 EW MASTER is to be diluted with water for spray or brush application. 1). Fill sprayer with the desired volume of water and add F6570 EW MASTER. 2). To prepare a 0.003% [0.02%] [0.04%] ready to use solution, dilute 1.0 [7.5] [15] fluid ounce of this product per gallon of water. 3). Mix only the amount of solution needed for the application 4). Close and shake before use in order to insure proper mixing.
Use this product as a spot or crack and crevice treatment to localized areas where pests are seen or suspected only. Spot treat surfaces until visibly wet. Apply to listed pests directly, whenever possible.	
Do not apply this product in a way that will contact adults, children, or pets, either directly or through drift. Remove pets, birds, and cover fish aquariums before spraying.	
All outdoor applications must be limited to spot or crack-and-crevice treatments only, except for the following permitted uses:	
<ul style="list-style-type: none"> (1) Treatment to soil or vegetation around structures; (2) Applications to lawns, turf, and other vegetation; (3) Applications to building foundations, up to a maximum height of 3 feet. 	
Other than applications to building foundations, all outdoor applications to impervious surfaces such as sidewalks, driveways, patios, porches and structural surfaces (such as windows, doors, and eaves) are limited to spot and crack-and-crevice applications, only.	
Do not water the treated area to the point of run-off.	
Do not make applications during rain.	
Application is prohibited directly into sewers or drains, or to any area like a gutter where drainage to sewers, storm drains, water bodies, or aquatic habitat can occur. Do not allow this product to enter any drain during or after application.	

How to Use – Outdoors	
NUISANCE PESTS ON OUTDOOR SURFACES	
To Kill Ants, Earwigs, and other named Pests on Outside Surfaces and Around Buildings	<ul style="list-style-type: none"> • Apply 0.003% solution to point of run-off by brush or as a residual spray to vegetation such as bushes and trees around buildings and other structures. • For ants, apply to any trails, around doors and windows and other places where ants may be found. • To prevent pests from entering buildings, apply 0.003% solution to a band of soil and
NOTE: The application of this product to vinyl and aluminum siding (particularly lightly colored, aged, weathered or otherwise damaged) may result in staining, bleaching or discoloration. Factors such as extreme heat	

<p>and direct sunlight can promote damage. Before applying this product to vinyl or aluminum siding, treat a small area and evaluate 30 minutes later to allow any potential staining to occur. Regardless of the test results, do not apply to vinyl or aluminum siding while exposed to direct sunlight or during the heat of the day.</p>	<p>vegetation 5 to 10 feet wide around and adjacent to the building. Also, treat the building foundation to a height of 2 to 3 feet where pests are active and may find entrance. Apply as a coarse spray. Thoroughly and uniformly wet the band area, using 1 gallon of spray mix per 1,000 square feet.</p> <ul style="list-style-type: none"> • The surface to be treated should be dry at the time of application. Attics and unoccupied lofts should be treated at the same time and at the same rate.
<p>To Kill Carpenter Ants Outdoors</p>	<ul style="list-style-type: none"> • Apply to carpenter ant trails around doors and windows and other places where carpenter ants have been observed or are expected to forage. • For best results, locate and treat carpenter ant nests. • Apply a perimeter treatment as described above. • To protect firewood from carpenter ants (and termites), apply to the soil beneath where the firewood will be stacked. Use 1 quart to treat 640 square feet. DO NOT treat firewood with this product. • Not intended to replace structural treatments. For termites – not recommended as sole protection against termites. Such applications are not a substitute for mechanical alterations, soil or foundation treatment but merely as a supplement. For active infestations, get a professional inspection
<p>To Kill Bees and Wasps Outside</p>	<ul style="list-style-type: none"> • Application to nests should be made late in the evening when insects are at rest. • Thoroughly spray nest and entrance and surrounding areas where insects alight
<p>To Kill Ticks Outdoors</p>	<ul style="list-style-type: none"> • To prevent infestation of the home, treat soil and vegetation around the exterior perimeter of the home as described above. • Treat soil and vegetation adjacent to wooded areas on the property where ticks may be harboring • Treat areas of taller vegetation (2 – 3 ft), around the exterior of the property, • Treatment should be made to the point of runoff. • Treatment should be applied thoroughly

	and uniformly
LAWNS	
To Kill Ants, Fire Ants, Beetles, Chinch Bugs, Sod Webworms, Weevils and other listed Pests in Lawns	<ul style="list-style-type: none"> • Uniformly apply [one gallon of 0.02% solution over a 1,000 square feet area with a sprayer] [over lawn]. [Contents will treat up to [2133] [4267] [32000] sq ft of lawn.] • Lawn should not be longer than 3 inches at the time of application. • Repeat application is necessary only if there are signs of renewed insect activity
Ant Mound Treatments	<ul style="list-style-type: none"> • To treat ant mounds including imported fire ant mounds, Dilute 0.8 fl oz of F6570 EW MASTER in 1-2gal water and apply to each mound area by sprinkling the mound until it is wet and treat a 4 foot diameter circle around the mound. • Use the higher volume for mounds larger than 12". For best results, apply in cool weather, such as in early morning or late evening hours, but not in the heat of the day.
ORNAMENTALS, ROSES, FLOWERS and TREES	
To Kill Ants, (including cut ants), Aphids, Bagworms, Earwigs, Sow Bugs, Millipedes, Beetles, Weevils, Plant Bugs, Leaf-cutting Bees, Sawflies, Caterpillars, Moths and other listed pests on Ornamentals, Roses, Flowers and Trees (including deciduous and evergreen trees, shrubs, ground covers, bedding plants, annuals, perennials, and foliage plants).	<ul style="list-style-type: none"> • Apply 0.02-0.04% solution to point of run-off by brush or as a spray. Spray up to the point of run-off making sure to cover all sides of leaves and trunk. Retreat if pests return. • For ground covers, bedding plants, foliage, annuals and perennials, [apply one gallon of 0.02-0.04% solution per 1,000 square feet as a uniform spray] [One quart will treat between [2133] [and] [4267] [32000] sq ft]. Repeat treatment as necessary to achieve control using higher application rates as pest pressure & foliage area increases. Repeat application should be limited to no more than once per seven days. <p>Certain plants may be sensitive to the final spray solution. A limited area should be treated and observed for one week prior to application to the entire planting.</p>
USE RESTRICTIONS	
<ul style="list-style-type: none"> • Do not treat pets with this product. • Do not apply this product in a way that will contact adults, children, or pets, either directly or through drift. • Do not allow adults, children, or pets to enter the treated area until sprays have dried. 	

- Remove pets, birds, and cover fish aquariums before spraying.
- Avoid contamination of food and feedstuffs. Remove or cover exposed food and drinking water before application.
- Do not use in food handling establishments in which food is held, processed, prepared, and/or served. When used in the home, remove or cover dishes, utensils, food processing equipment, and food preparation surfaces or wash them before use.
- Do not apply directly to animals.
- Do not use in aircraft.

IMPORTANT – Directions for Storage and Disposal

Storage	Keep from freezing. Keep out of reach of children and animals. Store in original containers only. Store in a cool, dry place, preferably in a locked storage area and avoid excess heat. After partial use, replace lids and close tightly. Do not put concentrate or dilute material into drink containers.
Product Disposal	If partially filled: Call your local solid waste agency for disposal instructions. Never place unused product down any indoor or outdoor drain. If empty: Nonrefillable container. Do not reuse or refill this container. Offer for recycling, if available, or dispose of in trash.

Dealers Should Sell in Original Packages Only.

Conditions of Sale and Limitation of Warranty and Liability:

NOTICE: Read the entire Directions for Use and Conditions of Sale and Limitation of Warranty and Liability before buying or using this product. If the terms are not acceptable, return the product at once, unopened, and the purchase price will be refunded.

The Directions for Use of this product must be followed carefully. It is impossible to eliminate all risks inherently associated with the use of this product. Crop injury, ineffectiveness, or other unintended consequences may result because of such factors as manner of use or application, weather or crop conditions beyond the control of FMC or Seller. All such risks shall be assumed by Buyer and User, and Buyer and User agree to hold FMC and Seller harmless for any claims relating to such factors.

Seller warrants that this product conforms to the chemical description on the label and is reasonably fit for the purposes stated on the Directions for Use when used in accordance with the directions under normal conditions of use. EXCEPT AS WARRANTED BY THIS LABEL, FMC MAKES NO WARRANTIES OF MERCHANTABILITY OR OF FITNESS FOR A PARTICULAR PURPOSE, NOR ANY OTHER EXPRESS OR IMPLIED WARRANTIES WITH RESPECT TO THE SELECTION, PURCHASE, OR USE OF THIS PRODUCT. Any warranties, express or implied, having been made are inapplicable if this product has been contrary to label instructions, or under abnormal conditions, or under conditions not reasonably foreseeable to (or beyond the control of) seller or FMC, and buyer assumes the risk of any such use.

To the extent consistent with applicable law FMC or seller shall not be liable for any incidental, consequential or special damages resulting from the use or handling of this product. TO THE EXTENT CONSISTENT WITH APPLICABLE LAW, THE EXCLUSIVE REMEDY OF THE USER OR BUYER, AND THE EXCLUSIVE LIABILITY OF FMC AND SELLER FOR ANY AND ALL CLAIMS, LOSSES, INJURIES OR DAMAGES (INCLUDING CLAIMS BASED ON BREACH OF WARRANTY, CONTRACT, NEGLIGENCE, TORT, STRICT LIABILITY OR OTHERWISE) RESULTING FROM THE USE OR HANDLING OF THIS PRODUCT, SHALL BE THE RETURN OF THE PURCHASE PRICE OF THE PRODUCT OR, AT THE ELECTION OF FMC OR SELLER, THE REPLACEMENT OF THE PRODUCT.

This Conditions of Sale and Limitation of Warranty and Liability may not be amended by any oral or written agreement.

FMC – Trademark of FMC Corporation
© 2013 FMC Corporation All Rights Reserved

4 Outdoor Sprayer Directions

Optional Marketing Claims

{alternate language}

[optional language]

Use on lawns [and gardens] [Outdoor Surfaces][plants] [vegetables][flowers][trees] [Shrubs] [Home Perimeter]

Won't harm your lawn [or garden] [plants] [shrubs] [vegetables] [flowers][trees]

Ready-to-spray [lawn] [liquid] concentrate

No Mixing, No measuring required.

Mixes [dilutes] automatically [as] [when] [you spray]

Kills over 65 [100] [180] [200] lawn pests {insects}

Kills lawn [and garden] [invading] pests {insects} [including] [ants] [beetles] [Japanese beetles] [chinch bugs] [caterpillars] [sod worms] [white flies] and other listed pests {insects}}

Kills [ants] [beetles] [Japanese beetles] [chinch bugs] [caterpillars] [sod worms] [white flies] and other listed pests {insects}

Kills [ants] [beetles] [chinch bugs] and other listed pests {insects}

Kills stink bugs

Reduces annoyance from flying pests as listed

Control {Kills} lawn {invading} damaging insects {pests}[plus fire ants] as listed

[Kills] Controls hard to kill [tough] [insects] [pests] [plus fire ants] as listed

Protects lawn from common pests {insects} as listed

Stops {prevents} lawn damage [from insects {pests}] as listed

[simple] [easy] one [step] [application] lawn protection

Kills nuisance pests outdoors [and on your lawn] [before they can come inside]

[4-oz] Covers {treats} [1600] [4000] sq ft

Kills by Contact. Starts acting within Minutes.

Visible activity within Minutes.

Kills-by Contact [and keeps killing {protecting}] {up to} [4] [6] [8] weeks [2] [3] [months]

Goes (Starts) to Work Immediately [and lasts] {up to} [4] [6] [8] weeks [2] [3] [months]

Formula {insecticide} provides immediate {same day} control

Powered by Zeta {Zeta-C}! [Next generation in insect control]

Advanced Killing Action starts within minutes

Reclaim your lawn [outdoors] [today] from [annoying] [damaging] [insects] [bugs] [pests]

Kill [annoying] [damaging] [insects] [pests] and reclaim your lawn [today!]

Don't let insects {bugs} feed on your lawn another day.

Up to [4] [6] [8] weeks [2] [3] month control {protection}

25 / 59

Long Lasting [insect] control {protection}

Easy to use

Water based Formula.

Guaranteed results {or your money back}

Guaranteed to work {or your money back}

Kills Fire Ants by contact [and prevents new mounds from forming] up to [4] [weeks].

Kills the Queen. Kills the Mound [colony]

Kills Fire Ants by Contact. [and keeps killing for [4] weeks]].

Kills colony in 24 hrs. Starts killing Fire Ants Immediately.

Long Lasting Control of fire ants.

Prevents new mounds from forming up to [4] weeks

One application lasts {protects} for [4] weeks against fire ants

Non-Staining

[Non-staining][No odor][Odorless]formula

Contains XXX cartridges

[4 oz] Makes one gallon of spray

Each 4oz cartridge makes 1 Gal. of spray

Kills ticks [including ticks that may transmit Lyme Disease]

Summary Table

Where to Use	Lawns Listed fruits and vegetables Trees and shrubs Roses and flowers Outside surfaces of buildings Indoors
Kills	Ants (including fire ants), Gypsy moth, bagworm, budworm & leafroller, armyworms, cutworms, fall webworm, sod webworm, tent caterpillar, leafminer Millipedes Springtails Silverfish, firebrats Earwigs Cockroaches Chinch bug, boxelder bug, plant bug, lace bug Leafhoppers, spittlebugs, psyllids, whitefly, aphids, cicadas, scales, mealybug, adelgids, treehoppers Flies, including house fly Grasshoppers, Crickets Scorpions Spiders Ticks Thrips Weevils & billbugs, ground beetles, (Japanese beetle, pillbug, sowbug, black turf Ataenius, bark beetle & pine shoot beetle), borers, elm leaf beetle And Other Listed lawn & Garden Pests [insects] [bugs]

26/59

	Wasps & yellow jackets, bees, carpenter bees
When to Use	To Treat lawns and vegetation: When insects or damage first appear When using as perimeter treatment: Early in season or when insects appear
How Much to Use	Mixes [Dilutes] automatically [when] [as] [you] [spray]
[Coverage]	[Treats][covers] [up to] [2,133] [4,267] [8,500] [12,800] [32,000] sq. ft. [of lawn]

DIRECTIONS FOR USE

It is a violation of Federal law to use this product in a manner inconsistent with its labeling.

(SHAKE WELL BEFORE USING)

Mixing Instructions - How Much to Use

F6570 EW MASTER is to be diluted with water for spray or brush application.
 1). Fill sprayer with the desired volume of water and add F6570 EW MASTER.
 2). To prepare a 0.003% ready to use solution, dilute 1.0 fluid ounce of this product per gallon of water.
 3). Mix only the amount of solution needed for the application
 4). Close and shake before use in order to insure proper mixing.

Use this product as a spot or crack and crevice treatment to localized areas where pests are seen or suspected only. Spot treat surfaces until visibly wet. Apply to listed pests directly, whenever possible.

Do not apply this product in a way that will contact adults, children, or pets, either directly or through drift. Remove pets, birds, and cover fish aquariums before spraying.

All outdoor applications must be limited to spot or crack-and-crevice treatments only, except for the following permitted uses:

- (1) Treatment to soil or vegetation around structures;
- (2) Applications to lawns, turf, and other vegetation;
- (3) Applications to building foundations, up to a maximum height of 3 feet.

Other than applications to building foundations, all outdoor applications to impervious surfaces such as sidewalks, driveways, patios, porches and structural surfaces (such as windows, doors, and eaves) are limited to spot and crack-and-crevice applications, only.

Do not water the treated area to the point of run-off.

Do not make applications during rain.

Application is prohibited directly into sewers or drains, or to any area like a gutter where drainage to sewers, storm drains, water bodies, or aquatic habitat can occur. Do not allow this product to enter any drain during or after application.

AMDRO DELIVERY SYSTEM**AMDRO Battery Operated [Powered] Sprayer****SPRAYER: USE DIRECTIONS**

The [AMDRO Spray Delivery System Name] is a patented innovative home lawn, landscape, and perimeter tank spray system. Spot treat [[bugs] [and][or] [weeds]] with this easy to use system.

1. Unscrew the tank cap and fill the tank with water up to the one gallon indicator. [The tank holds one gallon of water.]
2. Remove the [sprayer][wand][applicator] from the tank holster and unfold the [sprayer][wand][applicator].
3. Select the [cartridge][bottle][insecticide] labeled for intended use. READ THE ENTIRE PRODUCT LABEL PRIOR TO USE.
4. Remove the cap from the [cartridge][bottle][insecticide]. [Each [cartridge][bottle] contains 4 oz. of [product][liquid].] [Each 4 oz. [cartridge][bottle] of concentrate makes one gallon of [liquid][ready to use] spray.]
5. Insert the [cartridge][bottle][insecticide] into the top of the sprayer and twist until tight.
6. Press the trigger to spot spray [bugs][weeds] as listed on the product label.
7. When finished spot treating remove the [cartridge][bottle][insecticide]. Replace the cap on the [cartridge][bottle][insecticide]. Follow label Storage and Disposal instructions for product [insecticide][cartridge][bottle].
8. After spot spraying rinse the [sprayer][wand][applicator] according to the RINSE: USE DIRECTIONS.

RINSE: USE DIRECTIONS

1. Remove the [cartridge][bottle][insecticide]. Ensure that there is water in the one gallon tank.
2. Press and hold the [trigger][sprayer] for 10 seconds to flush the [sprayer][wand][applicator] with clean water from the tank.

CHANGE [CARTRIDGE][BOTTLE]: USE DIRECTIONS

1. Remove the [cartridge][bottle][insecticide] currently loaded in the [AMDRO Spray Delivery System Name].
2. Follow label Storage and Disposal instructions for product [insecticide][cartridge][bottle].
3. Press and hold the [trigger][sprayer] for 10 seconds to flush the [sprayer][wand][applicator] with clean water from the tank.
4. Select a new [cartridge][bottle][insecticide] labeled for intended use. READ THE ENTIRE PRODUCT LABEL PRIOR TO USE.
5. Insert the [cartridge][bottle][insecticide] into the top of the sprayer and twist until tight.
6. Press the trigger to spot spray [bugs][weeds] as listed on the product label.
7. When finished spot treating remove the [cartridge][bottle][insecticide]. Replace the cap on the [cartridge][bottle][insecticide]. Follow label Storage and Disposal instructions for product [insecticide][cartridge][bottle].
8. After spot spraying, rinse the [sprayer][wand][applicator] according to the RINSE: USE DIRECTIONS. Store the [AMDRO Spray Delivery System Name] OR RINSE and change [cartridge][bottle].

NOTE: IF OUTPUT SPRAY IS DIMINISHED OR SPUTTERING, DO THE FOLLOWING:

1. Check that there is water remaining in the one gallon tank. If not, refill the tank with water.
2. Check that there is liquid remaining in the [cartridge][bottle]. If not, change to a new [cartridge][bottle].

[Two [cartridges][bottles] can be stored on the back of the [AMDRO Spray Delivery System Name]].

[Optional:]CHANGING BATTERIES:

If sprayer does not operate or spray performance declines significantly, change the four AA alkaline batteries in the sprayer handle as follows:

1. Remove the [cartridge][bottle].
2. Slide the battery cover open in the underside of sprayer handle.
3. Allow battery cover to swing open.
4. Remove old batteries.
5. Replace with four AA alkaline batteries. Make sure the positive and negative ends match the direction indicated on the inside of the battery door.
6. Close battery door and slide the door until latch is closed.

How to Use - Outdoors	
NUISANCE PESTS ON OUTDOOR SURFACES	
<p>To Kill Ants, Earwigs, and other named Pests on Outside Surfaces and Around Buildings</p> <p>NOTE: The application of this product to vinyl and aluminum siding (particularly lightly colored, aged, weathered or otherwise damaged) may result in staining, bleaching or discoloration. Factors such as extreme heat and direct sunlight can promote damage. Before applying this product to vinyl or aluminum siding, treat a small area and evaluate 30 minutes later to allow any potential staining to occur. Regardless of the test results, do not apply to vinyl or aluminum siding while exposed to direct sunlight or during the heat of the day.</p>	<ul style="list-style-type: none"> • Apply 0.003% solution to point of run-off by brush or as a residual spray to vegetation such as bushes and trees around buildings and other structures. • For ants, apply to any trails, around doors and windows and other places where ants may be found. • To prevent pests from entering buildings, apply 0.003% solution to a band of soil and vegetation 5 to 10 feet wide around and adjacent to the building. Also, treat the building foundation to a height of 2 to 3 feet where pests are active and may find entrance. Apply as a coarse spray. Thoroughly and uniformly wet the band area, using 1 gallon of spray mix per 1,000 square feet. • The surface to be treated should be dry at the time of application. Attics and unoccupied lofts should be treated at the same time and at the same rate.
<p>To Kill Carpenter Ants Outdoors</p>	<ul style="list-style-type: none"> • Apply a 0.003% dilution to carpenter ant trails around doors and windows and other places where carpenter ants have been observed or are expected to forage. • For best results, locate and treat carpenter ant nests. • Apply a perimeter treatment as described

	<p>above.</p> <ul style="list-style-type: none"> • Not intended to replace structural treatments. For termites – not recommended as sole protection against termites. Such applications are not a substitute for mechanical alterations, soil or foundation treatment but merely as a supplement. For active infestations, get a professional inspection
<p>To Kill Bees and Wasps Outside</p>	<ul style="list-style-type: none"> • Application to nests should be made late in the evening when insects are at rest. • Thoroughly spray nest and entrance and surrounding areas where insects alight
<p>To Kill Ticks Outdoors</p>	<ul style="list-style-type: none"> • To prevent infestation of the home, treat soil and vegetation around the exterior perimeter of the home as described above. • Treat soil and vegetation adjacent to wooded areas on the property where ticks may be harboring • Treat areas of taller vegetation (2 – 3 ft), around the exterior of the property, • Treatment should be made to the point of runoff. • Treatment should be applied thoroughly and uniformly
<p>LAWNS</p>	
<p>To Kill Ants, Fire Ants, Beetles, Chinch Bugs, Sod Webworms, Weevils and other listed Pests in Lawns</p>	<ul style="list-style-type: none"> • Uniformly apply one gallon of 0.003% solution over a 1,000 square feet area with a sprayer. • Lawn should not be longer than 3 inches at the time of application. • Repeat application is necessary only if there are signs of renewed insect activity

30/59

ORNAMENTALS, ROSES, FLOWERS and TREES

To Kill Ants, (including cut ants), Aphids, Bagworms, Earwigs, Sow Bugs, Millipedes, Beetles, Weevils, Plant Bugs, Leaf-cutting Bees, Sawflies, Caterpillars, Moths and other listed pests on Ornamentals, Roses, Flowers and Trees (including deciduous and evergreen trees, shrubs, ground covers, bedding plants, annuals, perennials, and foliage plants).

- Apply 0.003% solution to point of run-off by brush or as a spray. Spray up to the point of run-off making sure to cover all sides of leaves and trunk. Retreat if pests return.
 - For ground covers, bedding plants, foliage, annuals and perennials, apply one gallon of 0.003% solution per 1,000 square feet as a uniform spray. Repeat treatment as necessary to achieve control using higher application rates as pest pressure & foliage area increases. Repeat application should be limited to no more than once per seven days.
- Certain plants may be sensitive to the final spray solution. A limited area should be treated and observed for one week prior to application to the entire planting.

USE RESTRICTIONS

- Do not treat pets with this product.
- Do not apply this product in a way that will contact adults, children, or pets, either directly or through drift.
- Do not allow adults, children, or pets to enter the treated area until sprays have dried.
- Do not apply directly to animals.

IMPORTANT – Directions for Storage and Disposal

Storage	Keep from freezing. Keep out of reach of children and animals. Store in original containers only. Store in a cool, dry place, preferably in a locked storage area and avoid excess heat. After partial use, replace lids and close tightly. Do not put concentrate or dilute material into drink containers.
Product Disposal	If partially filled: Call your local solid waste agency for disposal instructions. Never place unused product down any indoor or outdoor drain. If empty: Nonrefillable container. Do not reuse or refill this container. Offer for recycling, if available, or dispose of in trash.

**Dealers Should Sell in Original Packages Only.
Conditions of Sale and Limitation of Warranty and Liability:**

NOTICE: Read the entire Directions for Use and Conditions of Sale and Limitation of Warranty and Liability before buying or using this product. If the terms are not acceptable, return the product at once, unopened, and the purchase price will be refunded.

The Directions for Use of this product must be followed carefully. It is impossible to eliminate all risks inherently associated with the use of this product. Crop injury, ineffectiveness, or other unintended consequences may result because of such factors as manner of use or application, weather or crop conditions beyond the control of FMC or Seller. All such risks shall be assumed by Buyer and User, and Buyer and User agree to hold FMC and Seller harmless for any claims relating to such factors.

31/59

Seller warrants that this product conforms to the chemical description on the label and is reasonably fit for the purposes stated on the Directions for Use when used in accordance with the directions under normal conditions of use. EXCEPT AS WARRANTED BY THIS LABEL, FMC MAKES NO WARRANTIES OF MERCHANTABILITY OR OF FITNESS FOR A PARTICULAR PURPOSE, NOR ANY OTHER EXPRESS OR IMPLIED WARRANTIES WITH RESPECT TO THE SELECTION, PURCHASE, OR USE OF THIS PRODUCT. Any warranties, express or implied, having been made are inapplicable if this product has been contrary to label instructions, or under abnormal conditions, or under conditions not reasonably foreseeable to (or beyond the control of) seller or FMC, and buyer assumes the risk of any such use.

To the extent consistent with applicable law FMC or seller shall not be liable for any incidental, consequential or special damages resulting from the use or handling of this product. TO THE EXTENT CONSISTENT WITH APPLICABLE LAW, THE EXCLUSIVE REMEDY OF THE USER OR BUYER, AND THE EXCLUSIVE LIABILITY OF FMC AND SELLER FOR ANY AND ALL CLAIMS, LOSSES, INJURIES OR DAMAGES (INCLUDING CLAIMS BASED ON BREACH OF WARRANTY, CONTRACT, NEGLIGENCE, TORT, STRICT LIABILITY OR OTHERWISE) RESULTING FROM THE USE OR HANDLING OF THIS PRODUCT, SHALL BE THE RETURN OF THE PURCHASE PRICE OF THE PRODUCT OR, AT THE ELECTION OF FMC OR SELLER, THE REPLACEMENT OF THE PRODUCT.

This Conditions of Sale and Limitation of Warranty and Liability may not be amended by any oral or written agreement.

FMC – Trademark of FMC Corporation
© 2013 FMC Corporation All Rights Reserved

32/59

5 Wood Infesting Insect Ready to Spray Concentrate Option

Optional Marketing Claims

{alternate language}

[optional language]

Use on lawns [and gardens] [Outdoor Surfaces][plants] [vegetables][flowers][trees] [Shrubs] [Home Perimeter]

Won't harm your lawn [or garden] [plants] [shrubs] [vegetables] [flowers][trees]

Ready-to-spray [Ready-to-mix] [lawn] [liquid] concentrate

Hose end concentrate / Easy to spray concentrate

Just insert hose and spray.

No Mixing, No measuring required.

Mixes [dilutes] automatically [as] [when] [you spray]

Got [insert listed pest], use [insert Brand Name here][!]

Got [household][insert listed pest], use [insert Brand Name here][!]

Kills over 65 [100] [180] [200] lawn pests {insects}

Kills lawn [and garden] [invading] pests {insects} [including] [ants] [beetles] [Japanese beetles] [chinch bugs] [caterpillars] [sod worms] [white flies] and other listed pests {insects}}

Kills [ants] [beetles] [Japanese beetles] [chinch bugs] [caterpillars] [sod worms] [white flies] and other listed pests {insects}

Kills [ants] [beetles] [chinch bugs] and other listed pests {insects}

Kills stink bugs

Reduces annoyance from flying pests as listed

Control {Kills} lawn {invading} damaging insects {pests}[plus fire ants] as listed

[Kills] Controls hard to kill [tough] [insects] [pests] [plus fire ants] as listed

Protects lawn from common pests {insects} as listed

Stops {prevents} lawn damage [from insects {pests}] as listed

[simple] [easy] one [step] [application] lawn protection

Kills nuisance pests outdoors [and on your lawn] [before they can come inside]

[4-oz] [1-quart / 32-oz] Covers {treats} 2133 [4267] [1600] [12,800] [4000] [32,000] sq.ft. [of lawn] [15%] 25% [50%] more coverage [than standard] [quart]

[32 oz] [1 quart] [Ready to Spray][concentrate] Makes over 2[4] [8] [10] [12] [32] [gallons] of liquid [spray]

[32 oz] [1 quart] [Ready to Spray][concentrate] Makes up to [2] [4] [8] [13] [32] [gallons] of liquid [spray]

Kills by Contact. Starts acting within Minutes.

Visible activity within Minutes.

Kills-by Contact [and keeps killing {protecting}] {up to} [4] [6] [8] weeks [2] [3] [months]

Goes (Starts) to Work Immediately [and lasts] {up to} [4] [6] [8] weeks [2] [3] [months]

Formula {insecticide} provides immediate {same day} control

Powered by Zeta {Zeta-C}! [Next generation in insect control]
 Advanced Killing Action starts within minutes
 Reclaim your lawn [outdoors] [today] from [annoying] [damaging] [insects] [bugs] [pests]
 Kill [annoying] [damaging] [insects] [pests] and reclaim your lawn [today!]
 Don't let insects {bugs} feed on your lawn another day.

Up to [4] [6] [8] weeks [2] [3] month control {protection}
 Long Lasting [insect] control {protection}

Easy to use
 Water based Formula.
 Guaranteed results {or your money back}
 Guaranteed to work {or your money back}

Kills Fire Ants by contact [and prevents new mounds from forming] up to [4] [weeks].
 Kills the Queen. Kills the Mound [colony]

Kills Fire Ants by Contact. [and keeps killing for [4] weeks]].
 Kills colony in 24 hrs. Starts killing Fire Ants Immediately.

Long Lasting Control of fire ants.
 Prevents new mounds from forming up to [4] weeks
 One application lasts {protects} for [4] weeks against fire ants
 Non-Staining
 [Non-staining][No odor][Odorless]formula
 Contains XXX cartridges
 [4 oz] Makes one gallon of spray
 Each 4oz cartridge makes 1 Gal. of spray
 Kills ticks [including ticks that may transmit Lyme Disease]

Kills a wide range of listed climbing and flying wood-infesting pests
 Protects your home, deck and other wood structures from wood-destroying insects
 Kills Wood-Destroying Insects by Contact
 Indoor + home foundation treatment
 Kills termites, carpenter ants, carpenter bees, wood boring beetles and more*
 *listed insects
 Kills wood-destroying insects outside, so they can't come inside
 Kills termites & carpenter ants outside, so they can't come inside

Summary Table for Wood-Infesting Insect Ready To Spray Concentrate:

Where to Use	Outdoor and home perimeter
Kills	Carpenter ants, termites, ticks, Carpenter bees, wood boring beetles and other listed wood-destroying pests
When to Use	To kill wood-destroying insects outside, including home perimeters, decks, wood piles, wood patios, wood sheds and other wooded structures. Also, kills ticks on outdoor surfaces: When insects first appear
[How Much to Use]	Mixes [Dilutes] automatically [when] [as] [you] [spray]
[Coverage]	[4-oz] [Treats][covers] [up to] [266] [533] [1062][1600] [4000] sq ft

DIRECTIONS FOR USE

**It is a violation of Federal law to use this product in a manner inconsistent with its labeling.
SHAKE WELL BEFORE USING**

AMDRO DELIVERY SYSTEM

AMDRO Battery Operated [Powered] Sprayer

SPRAYER: USE DIRECTIONS

The [AMDRO Spray Delivery System Name] is a patented innovative home lawn, landscape, and perimeter tank spray system. Spot treat [[bugs] [and][or] [weeds]] with this easy to use system.

1. Unscrew the tank cap and fill the tank with water up to the one gallon indicator. [The tank holds one gallon of water.]
2. Remove the [sprayer][wand][applicator] from the tank holster and unfold the [sprayer][wand][applicator].
3. Select the [cartridge][bottle][insecticide] labeled for intended use. READ THE ENTIRE PRODUCT LABEL PRIOR TO USE.
4. Remove the cap from the [cartridge][bottle][insecticide]. [Each [cartridge][bottle] contains 4 oz. of [product][liquid].] [Each 4 oz. [cartridge][bottle] of concentrate makes one gallon of [liquid][ready to use] spray.]
5. Insert the [cartridge][bottle][insecticide] into the top of the sprayer and twist until tight.
6. Press the trigger to spot spray [bugs][weeds] as listed on the product label.
7. When finished spot treating remove the [cartridge][bottle][insecticide]. Replace the cap on the [cartridge][bottle][insecticide]. Follow label Storage and Disposal instructions for product [insecticide][cartridge][bottle].
8. After spot spraying rinse the [sprayer][wand][applicator] according to the RINSE: USE DIRECTIONS.

RINSE: USE DIRECTIONS

1. Remove the [cartridge][bottle][insecticide]. Ensure that there is water in the one gallon tank.
2. Press and hold the [trigger][sprayer] for 10 seconds to flush the [sprayer][wand][applicator] with clean water from the tank.

CHANGE [CARTRIDGE][BOTTLE]: USE DIRECTIONS

1. Remove the [cartridge][bottle][insecticide] currently loaded in the [AMDRO Spray Delivery System Name] .
2. Follow label Storage and Disposal instructions for product [insecticide][cartridge][bottle].
3. Press and hold the [trigger][sprayer] for 10 seconds to flush the [sprayer][wand][applicator] with clean water from the tank.
4. Select a new [cartridge][bottle][insecticide] labeled for intended use. READ THE ENTIRE PRODUCT LABEL PRIOR TO USE.
5. Insert the [cartridge][bottle][insecticide] into the top of the sprayer and twist until tight.
6. Press the trigger to spot spray [bugs][weeds] as listed on the product label.

35/59

7. When finished spot treating remove the [cartridge][bottle][insecticide]. Replace the cap on the [cartridge][bottle][insecticide]. Follow label Storage and Disposal instructions for product [insecticide][cartridge][bottle].
8. After spot spraying, rinse the [sprayer][wand][applicator] according to the RINSE: USE DIRECTIONS. Store the [AMDRO Spray Delivery System Name] OR RINSE and change [cartridge][bottle].

NOTE: IF OUTPUT SPRAY IS DIMINISHED OR SPUTTERING, DO THE FOLLOWING:

1. Check that there is water remaining in the one gallon tank. If not, refill the tank with water.
2. Check that there is liquid remaining in the [cartridge][bottle]. If not, change to a new [cartridge][bottle].

[Two [cartridges][bottles] can be stored on the back of the [AMDRO Spray Delivery System Name]].

[Optional:]CHANGING BATTERIES:

If sprayer does not operate or spray performance declines significantly, change the four AA alkaline batteries in the sprayer handle as follows:

1. Remove the [cartridge][bottle].
2. Slide the battery cover open in the underside of sprayer handle.
3. Allow battery cover to swing open.
4. Remove old batteries.
5. Replace with four AA alkaline batteries. Make sure the positive and negative ends match the direction indicated on the inside of the battery door.
6. Close battery door and slide the door until latch is closed.

Use this product as a spot or crack and crevice treatment to localized areas where pests are seen or suspected only. Spot treat surfaces until visibly wet. Apply to listed pests directly, whenever possible.

Do not apply this product in a way that will contact adults, children, or pets, either directly or through drift. Remove pets, birds, and cover fish aquariums before spraying.

All outdoor applications must be limited to spot or crack-and-crevice treatments only, except for the following permitted uses:

- 1) Treatment to soil or vegetation around structures;
- 2) Applications to lawns, turf, and other vegetation;
- 3) Applications to building foundations, up to a maximum height of 3 feet.

Other than applications to building foundations, all outdoor applications to impervious surfaces such as sidewalks, driveways, patios, porches and structural surfaces (such as windows, doors, and eaves) are limited to spot and crack-and-crevice applications, only.

Do not water the treated area to the point of run-off.

Do not make applications during rain.

Application is prohibited directly into sewers or drains, or to any area like a gutter where drainage to

36/59

sewers, storm drains, water bodies, or aquatic habitat can occur. Do not allow this product to enter any drain during or after application.

How to Use - Outdoors	
NUISANCE PESTS ON OUTDOOR SURFACES	
<p>To Kill Ants, Earwigs, and other named Pests on Outside Surfaces and Around Buildings</p> <p>NOTE: The application of this product to vinyl and aluminum siding (particularly lightly colored, aged, weathered or otherwise damaged) may result in staining, bleaching or discoloration. Factors such as extreme heat and direct sunlight can promote damage. Before applying this product to vinyl or aluminum siding, treat a small area and evaluate 30 minutes later to allow any potential staining to occur. Regardless of the test results, do not apply to vinyl or aluminum siding while exposed to direct sunlight or during the heat of the day.</p>	<ul style="list-style-type: none"> • Apply to point of run-off to vegetation such as bushes and trees around buildings and other structures. • For ants, apply to any trails, around doors and windows and other places where ants may be found. • To prevent pests from entering buildings, apply solution to a band of soil and vegetation 5 to 10 feet wide around and adjacent to the building. Also, treat the building foundation to a height of 2 to 3 feet where pests are active and may find entrance. Thoroughly and uniformly wet the band area, using 1 quart [32 oz] per 2,133 sq. ft. • The surface to be treated should be dry at the time of application.
<p>To Kill Carpenter Ants Outdoors</p>	<ul style="list-style-type: none"> • Apply to carpenter ant trails around doors and windows and other places where carpenter ants have been observed or are expected to forage. • For best results, locate and treat carpenter ant nests. • Apply a perimeter treatment as described above. • To protect firewood from carpenter ants (and termites), apply to the soil beneath where the firewood will be stacked. Use 1 quart [32 oz] to treat 640 square feet. DO NOT treat firewood with this product. • Not intended to replace structural treatments. For termites – not recommended as sole protection against termites. Such applications are not a substitute for mechanical alterations, soil or foundation treatment but merely as a supplement. For active infestations, get a professional inspection.
<p>To Kill Bees and Wasps Outside</p>	<ul style="list-style-type: none"> • Application to nests should be made late in the evening when insects are at rest. • Thoroughly spray nest and entrance and

<p>To Kill Ticks Outdoors</p>	<p>surrounding areas where insects alight</p> <ul style="list-style-type: none"> • To prevent infestation of the home, treat soil and vegetation around the exterior perimeter of the home as described above. • Treat soil and vegetation adjacent to wooded areas on the property where ticks may be harboring • Treat areas of taller vegetation (2 – 3 ft), around the exterior of the property, • Treatment should be made to the point of runoff. • Treatment should be applied thoroughly and uniformly
<p>Treatment of Wood-in-Place to Kill Exposed Stages of Wood-Infesting Insects</p>	<ul style="list-style-type: none"> • For the control of insects such as Termites, Ants and Carpenter Ants in localized areas of infested wood in and around structures, apply to voids and galleries in damaged wood and in spaces between wooden members of a structure and between wood and foundations where wood is vulnerable. Not intended to replace structural treatments.

<p>USE RESTRICTIONS</p>	
<ul style="list-style-type: none"> • Do not treat pets with this product. • Do not apply this product in a way that will contact adults, children, or pets, either directly or through drift. • Do not allow adults, children, or pets to enter the treated area until sprays have dried. • Do not apply directly to animals. 	

<p>IMPORTANT – Directions for Storage and Disposal</p>	
<p>Storage</p>	<p>Keep from freezing. Keep out of reach of children and animals. Store in original containers only. Store in a cool, dry place, preferably in a locked storage area and avoid excess heat. After partial use, replace lids and close tightly. Do not put concentrate or dilute material into drink containers.</p>
<p>Product Disposal</p>	<p>If partially filled: Call your local solid waste agency for disposal instructions. Never place unused product down any indoor or outdoor drain.</p> <p>If empty: Nonrefillable container. Do not reuse or refill this container. Offer for recycling, if available, or dispose of in trash.</p>

Dealers Should Sell in Original Packages Only.
Conditions of Sale and Limitation of Warranty and Liability:

NOTICE: Read the entire Directions for Use and Conditions of Sale and Limitation of Warranty and Liability before buying or using this product. If the terms are not acceptable, return the product at once, unopened, and the purchase price will be refunded.

38/59

The Directions for Use of this product must be followed carefully. It is impossible to eliminate all risks inherently associated with the use of this product. Crop injury, ineffectiveness, or other unintended consequences may result because of such factors as manner of use or application, weather or crop conditions beyond the control of FMC or Seller. All such risks shall be assumed by Buyer and User, and Buyer and User agree to hold FMC and Seller harmless for any claims relating to such factors.

Seller warrants that this product conforms to the chemical description on the label and is reasonably fit for the purposes stated on the Directions for Use when used in accordance with the directions under normal conditions of use. EXCEPT AS WARRANTED BY THIS LABEL, FMC MAKES NO WARRANTIES OF MERCHANTABILITY OR OF FITNESS FOR A PARTICULAR PURPOSE, NOR ANY OTHER EXPRESS OR IMPLIED WARRANTIES WITH RESPECT TO THE SELECTION, PURCHASE, OR USE OF THIS PRODUCT. Any warranties, express or implied, having been made are inapplicable if this product has been contrary to label instructions, or under abnormal conditions, or under conditions not reasonably foreseeable to (or beyond the control of) seller or FMC, and buyer assumes the risk of any such use.

To the extent consistent with applicable law FMC or seller shall not be liable for any incidental, consequential or special damages resulting from the use or handling of this product. TO THE EXTENT CONSISTENT WITH APPLICABLE LAW, THE EXCLUSIVE REMEDY OF THE USER OR BUYER, AND THE EXCLUSIVE LIABILITY OF FMC AND SELLER FOR ANY AND ALL CLAIMS, LOSSES, INJURIES OR DAMAGES (INCLUDING CLAIMS BASED ON BREACH OF WARRANTY, CONTRACT, NEGLIGENCE, TORT, STRICT LIABILITY OR OTHERWISE) RESULTING FROM THE USE OR HANDLING OF THIS PRODUCT, SHALL BE THE RETURN OF THE PURCHASE PRICE OF THE PRODUCT OR, AT THE ELECTION OF FMC OR SELLER, THE REPLACEMENT OF THE PRODUCT.

This Conditions of Sale and Limitation of Warranty and Liability may not be amended by any oral or written agreement.

FMC – Trademark of FMC Corporation
© 2013 FMC Corporation All Rights Reserved

6 Fruit and Vegetable Insect Ready to Spray Concentrate Option

Optional Marketing Claims

{alternate language}
[optional language]

Use on [gardens][plants] [vegetables][flowers][trees] [Shrubs]
Won't harm your [garden] [plants] [shrubs] [vegetables] [flowers][trees]
Ready-to-spray [Ready-to-mix] [lawn] [liquid] concentrate
Hose end concentrate / Easy to spray concentrate
Just insert hose and spray.
No Mixing, No measuring required.
Mixes [dilutes] automatically [as] [when] [you spray]
Got [insert listed pest], use [insert Brand Name here][!]
Got [household][insert listed pest], use [insert Brand Name here][!]

Kills [lawn] [and] [garden] [invading] pests {insects} [including] [ants] [beetles] [Japanese beetles]
[chinch bugs] [caterpillars] [sod worms] [white flies] and other listed pests {insects}}

Kills [ants] [beetles] [Japanese beetles] [chinch bugs] [caterpillars] [sod worms] [white flies] and other
listed pests {insects}
Kills [ants] [beetles] [chinch bugs] and other listed pests {insects}
Kills stink bugs

Reduces annoyance from flying pests as listed

[4-oz] [1-quart / 32-oz] Covers {treats} [266] 2133 [533] [4267] [1600] [12,800] [4000] [32,000] sq ft [of
lawn]
[15%] 25% [50%] more coverage [than standard] [quart]
[32 oz] [1 quart] [Ready to Spray][concentrate] Makes over 2[4] [8] [10] [12] [32] [gallons] of liquid [spray]
[32 oz] [1 quart] [Ready to Spray][concentrate] Makes up to [2] [4] [8] [13] [32] [gallons] of liquid [spray]
Kills by Contact. Starts acting within Minutes.
Visible activity within Minutes.

Kills-by Contact [and keeps killing {protecting}] {up to} [4] [6] [8] weeks [2] [3] [months]
Goes (Starts) to Work Immediately [and lasts] {up to} [4] [6] [8] weeks [2] [3] [months]

Formula {insecticide} provides immediate {same day} control
Powered by Zeta {Zeta-C}! [Next generation in insect control]
Advanced Killing Action starts within minutes
Reclaim your lawn [outdoors] [today] from [annoying] [damaging] [insects] [bugs] [pests]
Kill [annoying] [damaging] [insects] [pests] and reclaim your lawn [today!]
Don't let insects {bugs} feed on your lawn another day.

Up to [4] [6] [8] weeks [2] [3] month control {protection}
Long Lasting [insect] control {protection}

Easy to use
Water based Formula.
Guaranteed results {or your money back}

Guaranteed to work {or your money back}

Kills Fire Ants by contact [and prevents new mounds from forming] up to [4] [weeks].
 Kills the Queen. Kills the Mound [colony]

Kills Fire Ants by Contact. [and keeps killing for [4] weeks]].
 Kills colony in 24 hrs. Starts killing Fire Ants Immediately.

Long Lasting Control of fire ants.
 Prevents new mounds from forming up to [4] weeks
 One application lasts {protects} for [4] weeks against fire ants
 Non-Staining
 [Non-staining][No odor][Odorless]formula
 Contains XXX cartridges
 [4 oz] Makes one gallon of spray
 Each 4oz cartridge makes 1 Gal. of spray
 Kills ticks [including ticks that may transmit Lyme Disease]

Protects edibles from insect damage
 Keeps protecting up to [2 weeks] up to one day before harvest*
 Will not harm plants [or blooms]
 [Developed] for use on edibles [and flowers]
 For outdoor use
 [Specially] formulated for [use on more than 100 types of] fruits and vegetables
 Kills Japanese Beetles, Aphids, hornworms and other listed pests [up to one day before harvest*] *for
 listed fruit and vegetable plants
 Specially formulated for use on more than 100 types of fruits and vegetables

Summary Table:

Where to Use	Listed fruits and vegetables
Kills	Corn Earworm, Cucumber Beetles, Cutworms, Diamondback Moth, Flea Beetles, Imported Cabbageworm, Leafhoppers, Saltmarsh Caterpillar, Tobacco Budworm, Armyworms, Loopers, Lygus Bugs, Onion Thrips, Stink Bugs, Wireworm, Southern Armyworm, True Armyworm, Yellow-striped Celery Leaf Tier, Colorado Potato Beetle, Corn Borer, European, Corn Borer, Southwestern, Garden Webworm, Green Stink Bug, Hornworms, Leafminers (adults), Meadow Spittlebug, Pepper Maggot (adults), Pepper Weevil, Plant Bugs, Tomato Fruitworm, Tomato Pinworm, Aphids, Beet Armyworm, Fall Cabbage Looper, Grasshoppers, Brown Stink Bug, Tomato Psyllid, Thrips, Whiteflies, Southern Cabbageworm, Alfalfa Looper, Cabbage Looper, Cabbage Webworm, Ground Beetles, Southern Corn Rootworm (adult), Vegetable Weevil, Whitefringed Beetle (adult), Beet Armyworm, Yellowstriped Cabbage Maggot, Imported Cabbageworm, Potato Leafhopper, Potato Psyllid, Potato Tuberworm, Tarnished Plant Bug
When to Use	To kill insects on fruit, nut, and vegetable plants: When insects or damage first appear.
[How Much to Use]	Mixes [Dilutes] automatically [when] [as] [you] [spray]

[Coverage]	[4-oz] [Treats][covers] [up to] [1600] [4000] sq. ft. [of vegetable garden]
------------	---

DIRECTIONS FOR USE
It is a violation of Federal law to use this product in a manner inconsistent with its labeling.
SHAKE WELL BEFORE USING

Use this product as a spot or crack and crevice treatment to localized areas where pests are seen or suspected only. Spot treat surfaces until visibly wet. Apply to listed pests directly, whenever possible.

Do not apply this product in a way that will contact adults, children, or pets, either directly or through drift. Remove pets, birds, and cover fish aquariums before spraying.

All outdoor applications must be limited to spot or crack-and-crevice treatments only, except for the following permitted uses:

- 1) Treatment to soil or vegetation around structures;
- 2) Applications to lawns, turf, and other vegetation;
- 3) Applications to building foundations, up to a maximum height of 3 feet.

Other than applications to building foundations, all outdoor applications to impervious surfaces such as sidewalks, driveways, patios, porches and structural surfaces (such as windows, doors, and eaves) are limited to spot and crack-and-crevice applications, only.

Do not water the treated area to the point of run-off.

Do not make applications during rain.

Application is prohibited directly into sewers or drains, or to any area like a gutter where drainage to sewers, storm drains, water bodies, or aquatic habitat can occur. Do not allow this product to enter any drain during or after application.

AMDRO DELIVERY SYSTEM
 [When Packaged Accordingly:]
 AMDRO Battery Operated [Powered] Sprayer

SPRAYER: USE DIRECTIONS

The [AMDRO Spray Delivery System Name] is a patented innovative home lawn, landscape, and perimeter tank spray system. Spot treat [[bugs] [and][or] [weeds]] with this easy to use system.

1. Unscrew the tank cap and fill the tank with water up to the one gallon indicator. [The tank holds one gallon of water.]
2. Remove the [sprayer][wand][applicator] from the tank holster and unfold the [sprayer][wand][applicator].
3. Select the [cartridge][bottle][insecticide] labeled for intended use. **READ THE ENTIRE PRODUCT LABEL PRIOR TO USE.**

4. Remove the cap from the [cartridge][bottle][insecticide]. [Each [cartridge][bottle] contains 4 oz. of [product][liquid].] [Each 4 oz. [cartridge][bottle] of concentrate makes one gallon of [liquid][ready to use] spray.]
5. Insert the [cartridge][bottle][insecticide] into the top of the sprayer and twist until tight.
6. Press the trigger to spot spray [bugs][weeds] as listed on the product label.
7. When finished spot treating remove the [cartridge][bottle][insecticide]. Replace the cap on the [cartridge][bottle][insecticide]. Follow label Storage and Disposal instructions for product [insecticide][cartridge][bottle].
8. After spot spraying rinse the [sprayer][wand][applicator] according to the RINSE: USE DIRECTIONS.

RINSE: USE DIRECTIONS

1. Remove the [cartridge][bottle][insecticide]. Ensure that there is water in the one gallon tank.
2. Press and hold the [trigger][sprayer] for 10 seconds to flush the [sprayer][wand][applicator] with clean water from the tank.

CHANGE [CARTRIDGE][BOTTLE]: USE DIRECTIONS

1. Remove the [cartridge][bottle][insecticide] currently loaded in the [AMDRO Spray Delivery System Name].
2. Follow label Storage and Disposal instructions for product [insecticide][cartridge][bottle].
3. Press and hold the [trigger][sprayer] for 10 seconds to flush the [sprayer][wand][applicator] with clean water from the tank.
4. Select a new [cartridge][bottle][insecticide] labeled for intended use. READ THE ENTIRE PRODUCT LABEL PRIOR TO USE.
5. Insert the [cartridge][bottle][insecticide] into the top of the sprayer and twist until tight.
6. Press the trigger to spot spray [bugs][weeds] as listed on the product label.
7. When finished spot treating remove the [cartridge][bottle][insecticide]. Replace the cap on the [cartridge][bottle][insecticide]. Follow label Storage and Disposal instructions for product [insecticide][cartridge][bottle].
8. After spot spraying, rinse the [sprayer][wand][applicator] according to the RINSE: USE DIRECTIONS. Store the [AMDRO Spray Delivery System Name] OR RINSE and change [cartridge][bottle].

NOTE: IF OUTPUT SPRAY IS DIMINISHED OR SPUTTERING, DO THE FOLLOWING:

1. Check that there is water remaining in the one gallon tank. If not, refill the tank with water.
2. Check that there is liquid remaining in the [cartridge][bottle]. If not, change to a new [cartridge][bottle].

[Two [cartridges][bottles] can be stored on the back of the [AMDRO Spray Delivery System Name]].

[Optional:]CHANGING BATTERIES:

If sprayer does not operate or spray performance declines significantly, change the four AA alkaline batteries in the sprayer handle as follows:

1. Remove the [cartridge][bottle].
2. Slide the battery cover open in the underside of sprayer handle.
3. Allow battery cover to swing open.

43/59

4. Remove old batteries.
5. Replace with four AA alkaline batteries. Make sure the positive and negative ends match the direction indicated on the inside of the battery door.
6. Close battery door and slide the door until latch is closed.

HOME GARDENS AND HOME VEGETABLE GARDENS	
To kill insects on fruit, nut and vegetable plants	<ol style="list-style-type: none"> 1). Use [4 oz] [1 quart] [32 oz] to cover [1600] [4000] [32,000] sq ft. 2). Spray leaves to point of dripping. 3). Reapply if insects return, but should not be more than once every seven days and according to harvest directions. 4). Follow chart below for list of plants, pests and harvesting directions

Plants	Pests	Use Before Harvest
VEGETABLES		
Leafy Vegetables <ul style="list-style-type: none"> • Amaranth (leafy amaranth, Chinese spinach, tampala); • Arugula; • Cardoon; • Cilantro • Corn salad; • Garden cress; • Upland cress; • Dandelion; • Dock; • Endive; • Florence Fennel; • Head Lettuce; • Leaf Lettuce; • Orach; • Parsley; • Garden Purslane; • Winter Purslane; • Radicchio (red chicory); • Rhubarb • Spinach • Swiss chard 	Corn Earworm Cucumber Beetles, Cutworms, Diamondback Moth, Flea Beetles Imported Cabbageworm, Leafhoppers, Saltmarsh Caterpillar, Tobacco Budworm, Armyworms, Loopers, Lygus Bugs, Onion Thrips, Stink Bugs, Wireworm	Spray up to 1 day before harvesting
Fruiting Vegetables including: <ul style="list-style-type: none"> • Eggplant; • groundcherry (Physalis 	Armyworm, Southern Armyworm, True Armyworm, Yellow-striped Celery Leaf Tier, Colorado Potato Beetle, Corn Borer,	Spray up to 1 day before harvesting

<p>spp.);</p> <ul style="list-style-type: none"> • pepino (Melon pear); • pepper (includes bell pepper, chili pepper, cooking pepper, pimento, sweet pepper); • tomatillo; • tomato 	<p>European, Corn Borer, Southwestern Corn Earworm, Cucumber Beetle, Cutworm, Flea Beetle, Garden Webworm, Green Stink Bug, Hornworms, Leafminers (adults), Leafhoppers, Meadow Spittlebug, Pepper Maggot (adults), Pepper Weevil, Plant Bugs, Tobacco Budworm, Tomato Fruitworm, Tomato Pinworm, Aphids, Armyworm, Beet Armyworm, Fall Cabbage Looper, Grasshoppers, Lygus Bugs, Brown Stink Bug, Tomato Psyllid, Thrips, Whiteflies.</p>	
<p>Brassica Vegetables including:</p> <ul style="list-style-type: none"> • Broccoli; • Chinese Broccoli (gai lan, white flowering broccoli); • Brussels Sprouts; • Cauliflower; • Cavalo broccolo; • Kohlrabi; • Cabbage; • Chinese Cabbage (napa); • Leafy Brassica Greens including: Broccoli Raab (rapini) ; • Chinese cabbage (bok choy); • Chinese Mustard Cabbage (gai choy); • Collards; • Kale; • Mizuna; • Mustard Greens; • Mustard Spinach; • Rape Greens 	<p>Corn Earworm, Cucumber Beetles, Cutworm, Diamondback Moth, Flea Beetles, Imported Cabbageworm, Leafhoppers, Saltmarsh Caterpillar, Southern Cabbageworm, Tobacco Budworm Alfalfa Looper, Armyworms, Cabbage Looper, Cabbage Webworm, Ground Beetles, Leafminers (adults), Lygus Bugs, Onion Thrips, Stinkbugs, Wireworm (adults), Aphids, and Whiteflies</p>	<p>Spray up to 1 day before harvesting</p>
<p>Root & Tuber Vegetables</p> <ul style="list-style-type: none"> • Arracacha; • Arrowroot; • Artichoke; • Garden Beet; • Edible Burdock; • Edible Canna; • Carrot; • Turnip-rooted chervil; 	<p>Cutworms, Cabbage Looper Cucumber Beetle, European Corn Borer, Fleabeetles, Leafhoppers, Southern Corn Rootworm (adult), Vegetable Weevil, Whitefringed Beetle (adult), Armyworm, Beet Armyworm, Yellowstriped Cabbage Maggot, Colorado Potato Beetle, Grasshoppers, Imported Cabbageworm, Potato Leafhopper</p>	<p>Spray up to 1 day before harvesting</p>

<ul style="list-style-type: none"> • Chicory; • Chufa; • Dasheen (Taro); • Ginger; • Ginseng; • Horseradish; • Leren; • Turnip-Rooted Parsley; • Parsnip; • Potato; • Oriental Radish (Daikon); Rutabaga; • Salsify (Oyster Plant); • Black Salsify; • Spanish Salsify; • Skirret; Sweet Potato; • Tanier (Cocoyam); • Turmeric; • Turnip; • Yam Bean; • Yan (True) 	<p>Potato Psyllid, Potato Tuberworm, Tarnished Plant Bug</p>	
---	--	--

<p>Cucurbit Vegetables Group including but not limited to:</p> <ul style="list-style-type: none"> • Chayote (fruit); • Chinese Waxgourd (Chinese Preserving Melon); • Citron Melon; • Cucumber; • Gherkin; Gourd (edible) (including hyotan, cucuzza, hechima, Chinese orkra); • Mormordica spp. (includes balsam apple, balsam pear, bitter melon, Chinese cucumber); • Muskmelon (hybrids and/or cultivars of Cucumis melo) (includes true cantaloupe, cantaloupe, casaba, crenshaw melon, golden pershaw melon, honeydew melon, honey balls, mango melon, Persian melon, pineapple melon, Santa Claus melon, and snake melon); • Pumpkin; 	<p>Cutworms, Cabbage Looper, Cucumber Beetles. (adult), Leafhoppers, Melonworm, Pickleworm, Rindworm, Squash Bug, Squash Vine Borer, Corn Earworm, Plant Bugs, Stinkbugs</p>	<p>Spray up to 1 day before harvesting</p>
---	--	---

<ul style="list-style-type: none"> • Summer Squash (includes crookneck squash, scallop squash, straightneck squash, vegetable marrow, zucchini); Winter Squash (includes butternut squash, calabaza, hubbard squash, acorn squash, and spaghetti squash); • Watermelon (includes hybrids and varieties). 		
<p>Bulb Vegetables (Allium spp.) including:</p> <ul style="list-style-type: none"> • Garlic; Garlic, Great-Headed (elephant); • Green Eschalots; • Japanese Bunching Onions; • Leeks; • Onion, Dry Bulb and Green; • Onion, Welch; • Shallots, Dry Bulb and Green; • Spring Onion or Scallions 	<p>Armyworms, Cutworms, Leafminers (adults), Onion Maggot Adults, Stink Bugs, Aphids, Onion Thrips</p>	<p>Spray up to 7 days before harvesting</p>
<p>Sweet Corn</p>	<p>Chinch Bug, Corn Rootworm (Adult), Corn Silkfly, Cutworms, Flea Beetle, Leafhoppers, Japanese Beetle (Adult), Sap Beetle (adults), Tarnished Plant Bug, Armyworms, Corn Borers, Corn Earworm, Grasshoppers, Aphids</p>	<p>Spray up to 3 days before harvesting</p>

<p>Legume Vegetables - Succulent and Dried</p> <p>Succulent Edible-Podded Peas, Succulent Shelled Peas and Dried Shelled Peas (Pisum spp.) including:</p> <ul style="list-style-type: none"> • Dwarf Pea; • Edible-pod Pea; • Snow Pea; • Sugar Snap Pea; • Pigeon pea; • English Pea; • Garden Pea; • Green Pea; • Lentil. 	<p>Cutworms, Painted Lady (Thistle) Caterpillar, Saltmarsh Caterpillar, Silverspotted Skipp, Alfalfa Caterpillar, Armyworm, Southern Armyworm, True Armyworm, Yellow-Striped Bean Leaf Beetle, Blister Beetles, Colorado Potato Beetle, European Corn Borer, Corn Borer, Southwestern Corn Earworm, Corn Rootworm Beetle (adult), Cowpea Curculio, Cucumber Beetle, Flea Beetle, Green Cloverworm, Ground Beetles, Imported Cabbageworm, Japanese Beetle, Leaf Skeletonizers,</p>	<p>Spray up to 1 day before harvesting on succulent shelled or edible-podded peas or beans, and up to 21 days before harvesting for dried shelled peas or beans</p>
---	---	--

<p>Succulent Edible-Podded Beans, Succulent Shelled Beans, and Dried Shelled Beans including:</p> <ul style="list-style-type: none"> • Runner Bean; • Snap Bean; • Wax Bean; • Asparagus Bean; • Chinese Longbean; • Moth Bean; • Yardlong Bean; • Jackbean; • Soybean (immature seed); • Swordbean; • Lima Bean; • Broad Bean (Fava Bean); Blackeyed Pea; • Southern Pea; • Grain Lupin; • Sweet Lupin; • White Lupin; • White Sweet Lupin; • Field Bean; • Kidney Bean; • Navy Bean; • Pinto Bean; • Tepary Bean; • Adzuki Bean; • Catjang; • Cowpea; • Crowder Pea; • Moth Bean; • Mung Bean; • Rice Bean; • Urd Bean; • Chickpea (Garbanzo Bean); • Guar; • Lablab bean. 	<p>Leafhoppers, Leafminers (adults), Mexican Bean Beetle, Pea Weevil, Pea Leaf Weevil, Plant Bugs, Potato Leafhopper, Seedcorn Beetle, Seedcorn Maggot (adult), Spittlebug, Three-Cornered Alfalfa, Hopper, Tobacco Budworm, Velvetbean Caterpillar, Webworms, Woolly Bear Caterpillar</p>	
---	--	--

FRUITS and NUTS		
Berries Crop Group including: <ul style="list-style-type: none"> • blackberry; • loganberry, • red and black raspberry; • blueberry, highbush and lowbush; • currant; • elderberry; • gooseberry; • huckleberry; 	Leafrollers, Orange Tortrix, Root Weevils	Spray up to 1 day before harvesting
Stone Fruit Trees <ul style="list-style-type: none"> • Apricot; • Cherry (Sweet and Tart); • Nectarine; • Peach; • Plum (including Chickasaw Plum, Damson Plum, and Japanese Plum); • Plumcot; • Prune 	American Plum Borer, Black Cherry Aphid, Cherry Fruit Fly, Green Fruitworm, Leafrollers, Leafhoppers, Lesser Peach Tree Borer, Peach Tree Borer, Peach Twig Borer, Plum Curculio, Oriental Fruit Moth, Rose Chafer, Stink Bugs, Tarnished Plant Bug, Tufted Apple Budmoth, Western Cherry Fruit Fly	Spray up to 14 days before harvesting.
Pome-Fruit Trees <ul style="list-style-type: none"> • Apple; • Crabapple; • Loquat; • Mayhaw; • Pear; • Oriental Pear; • Quince. 	Apple Maggot, Codling Moth, European Apple Sawfly, Green Fruitworm, Japanese Beetle, Lesser Appleworm, Oblique Banded Leafroller, Oriental Fruit Moth, Pandemis Leafroller, Pear Psylla, Plum Curculio, Potato Leafhopper, Redbanded Leafroller, Rosy Apple Aphid, Spirea Aphid, Spotted Tentiform Leafminer, Stink Bugs, Tarnished Plant Bug, Tufted Apple Bud Moth, Variegated Leafroller, White Apple Leafhopper	
Grapes	Eastern grape leafhopper, Variegated leafhopper, Western grape leafhopper	Spray up to 1 day before harvesting.

<p>Nut Trees</p> <ul style="list-style-type: none"> • Almonds • beech nut; • Brazilnut; • butternut; • cashew; • chestnut; • chinquapin; • filbert (hazelnut); • hickory nut; • macadamia nut; • pecan; • walnut (black and English). 	<p>Black Pecan Aphid, Codling Moth, Filbert Worm, Hickory Shuckworm, Leaffooted Bugs, Navel Orangeworm, Oblique-banded Leafroller, Peach Twig Borer, Pecan Leaf Casebearer, Pecan Nut Casebearer, Pecan Phylloxera, Pecan Weevil, Plant Bugs, Stink Bugs, Walnut Aphid, Walnut Husk Fly, Yellow Pecan Aphid</p>	<p>Spray up to 7 days before harvesting.</p> <p>Do not apply more than 0.125lbai/A per season</p>
--	---	---

<p>USE RESTRICTIONS</p>	
<ul style="list-style-type: none"> • Do not treat pets with this product. • Do not apply this product in a way that will contact adults, children, or pets, either directly or through drift. • Do not allow adults, children, or pets to enter the treated area until sprays have dried. • Do not apply directly to animals. 	

<p>IMPORTANT – Directions for Storage and Disposal</p>	
<p>Storage</p>	<p>Keep from freezing. Keep out of reach of children and animals. Store in original containers only. Store in a cool, dry place, preferably in a locked storage area and avoid excess heat. After partial use, replace lids and close tightly. Do not put concentrate or dilute material into drink containers.</p>
<p>Product Disposal</p>	<p>If partially filled: Call your local solid waste agency for disposal instructions. Never place unused product down any indoor or outdoor drain.</p> <p>If empty: Nonrefillable container. Do not reuse or refill this container. Offer for recycling, if available, or dispose of in trash.</p>

Dealers Should Sell in Original Packages Only.
Conditions of Sale and Limitation of Warranty and Liability:

NOTICE: Read the entire Directions for Use and Conditions of Sale and Limitation of Warranty and Liability before buying or using this product. If the terms are not acceptable, return the product at once, unopened, and the purchase price will be refunded.

The Directions for Use of this product must be followed carefully. It is impossible to eliminate all risks inherently associated with the use of this product. Crop injury, ineffectiveness, or other unintended consequences may result because of such factors as manner of use or application, weather or crop conditions beyond the control of FMC or Seller. All such risks shall be assumed by Buyer and User, and Buyer and User agree to hold FMC and Seller harmless for any claims relating to such factors.

Seller warrants that this product conforms to the chemical description on the label and is reasonably fit for the purposes stated on the Directions for Use when used in accordance with the directions under normal conditions of use. EXCEPT AS WARRANTED BY THIS LABEL, FMC MAKES NO WARRANTIES OF MERCHANTABILITY OR OF FITNESS FOR A PARTICULAR PURPOSE, NOR ANY OTHER EXPRESS OR IMPLIED WARRANTIES WITH RESPECT TO THE SELECTION, PURCHASE, OR USE OF THIS PRODUCT. Any warranties, express or implied, having been made are inapplicable if this product has been contrary to label instructions, or under abnormal conditions, or under conditions not reasonably foreseeable to (or beyond the control of) seller or FMC, and buyer assumes the risk of any such use.

50 / 59

To the extent consistent with applicable law FMC or seller shall not be liable for any incidental, consequential or special damages resulting from the use or handling of this product. TO THE EXTENT CONSISTENT WITH APPLICABLE LAW, THE EXCLUSIVE REMEDY OF THE USER OR BUYER, AND THE EXCLUSIVE LIABILITY OF FMC AND SELLER FOR ANY AND ALL CLAIMS, LOSSES, INJURIES OR DAMAGES (INCLUDING CLAIMS BASED ON BREACH OF WARRANTY, CONTRACT, NEGLIGENCE, TORT, STRICT LIABILITY OR OTHERWISE) RESULTING FROM THE USE OR HANDLING OF THIS PRODUCT, SHALL BE THE RETURN OF THE PURCHASE PRICE OF THE PRODUCT OR, AT THE ELECTION OF FMC OR SELLER, THE REPLACEMENT OF THE PRODUCT.

This Conditions of Sale and Limitation of Warranty and Liability may not be amended by any oral or written agreement.

FMC – Trademark of FMC Corporation
© 2013 FMC Corporation All Rights Reserved

7 Mound Drench Option

Optional Marketing Claims

{alternate language}
[optional language]

1. Liquid Drench Concentrate
2. Kills by Contact
3. Destroys Entire Mound in Minutes

Kills the queen and the Colony
Fire Ant Mound Drench
Ready-to-spray Mound Drench
Fast Acting Mound Treatment
Wipes Out Stubborn Mounds in Minutes
Works in Minutes
Visible activity within Minutes
Goes (Starts) to Work Immediately
Connect & Spray (Sprinkle) (Soak) Applicator
Easy to use
No Mixing or Measuring Required
Treats up to [40] Mounds
Guaranteed Results
32 oz. Bottle Treats 40 Mounds
Kills Fire Ants in minutes
Visible results
Lasts for weeks
Kills the Queen
Destroys the mound
Eliminates Fire Ant colony
Kills by contact – long lasting
Destroys entire colonies
Kills the Queen and entire colony
Can be used around flowers, shrubs, trees
Kills (controls) mound in (5) minutes

F6570 EW MASTER is a convenient, ready-to-spray mound drench designed to wipe out [destroy] [kill] even the most stubborn fire ant mounds in minutes. Simply connect [the hose end attachment] [the sprayer] to any [a] garden hose and {gently} spray [soak] [sprinkle] the mound for [15] [30] to [30] [60] seconds {or until [fully wet] [saturated]}. F6570 EW MASTER goes [starts] to work immediately, {penetrating deep into the mound} killing fire ants by contact

The 32 oz.[64oz] bottle of F6570 EW MASTER is easy to use thanks to the [proprietary] [patented] connect & spray [shower head] applicator which requires no measuring or mixing and contains enough solution [concentrate] to treat {[up to] [10] [15] [20] [25] [40] mounds F6570 EW MASTER. *When waiting even[only] [one] [half] [a][1][1/2][day][a few][several][hours] [is too long!][is not good enough!][is not fast enough!*

Optional Table Summary

F6570 EW MASTER	
<ul style="list-style-type: none"> • Kills Fire Ants (native and imported) • Destroys the {entire} mound in minutes • Easy to use hose end sprayer requires no mixing or measuring 	
Where to Use	Lawns, as a fire ant mound treatment
When to Use	When insects first appear
Coverage	Treats up to [10][15][20][25][40] mounds

Easy to Use

DIRECTIONS FOR USE

It is a violation of Federal law to use this product in a manner inconsistent with its labeling.

SHAKE WELL BEFORE USING

How to Use	<ol style="list-style-type: none"> 1. Make sure control lever is in the OFF position. Shake well and attach to hose. 2. Turn water on at faucet, aim nozzle over mound and turn control lever to ON to begin application. 3. Gently soak mound, moving the applicator to fully wet the mound for 30 seconds. 4. Repeat for each mound. 5. When finished turn control lever to OFF. Turn faucet OFF. Discharge residual water pressure by turning control lever ON and OFF again
<p>Do not apply this product in a way that will contact adults, children, or pets, either directly or through drift. Remove pets, birds, and cover fish aquariums before spraying.</p> <p>All outdoor applications must be limited to spot or crack-and-crevice treatments only, except for the following permitted uses:</p> <ul style="list-style-type: none"> (1) Treatment to soil or vegetation around structures; (2) Applications to lawns, turf, and other vegetation; (3) Applications to building foundations, up to a maximum height of 3 feet. <p>Other than applications to building foundations, all outdoor applications to impervious surfaces such as sidewalks, driveways, patios, porches and structural surfaces (such as windows, doors, and eaves) are limited to spot and crack-and-crevice applications, only.</p> <p>Do not water the treated area to the point of run-off.</p> <p>Do not make applications during rain.</p> <p>Application is prohibited directly into sewers or drains, or to any area like a gutter where drainage to sewers, storm drains, water bodies, or aquatic habitat can occur. Do not allow this product to enter any drain during or after application.</p>	

USE RESTRICTIONS

- Do not treat pets with this product.
- Do not apply this product in a way that will contact adults, children, or pets, either directly or through drift.
- Do not allow adults, children, or pets to enter the treated area until sprays have dried.
- Do not apply directly to animals.

IMPORTANT – Directions for Storage and Disposal

Storage	Keep from freezing. Keep out of reach of children and animals. Store in original containers only. Store in a cool, dry place, preferably in a locked storage area and avoid excess heat. After partial use, replace lids and close tightly. Do not put concentrate or dilute material into drink containers.
Product Disposal	If partially filled: Call your local solid waste agency for disposal instructions. Never place unused product down any indoor or outdoor drain. If empty: Nonrefillable container. Do not reuse or refill this container. Offer for recycling, if available, or dispose of in trash.

(end of Mound Drench Option)

[PEST LIST - FOR USE WITH ANY OPTION]

PESTS CONTROLLED	
Caterpillars, Butterflies and Moths	<p>Tent forming caterpillars, cocoon forming caterpillars, chrysalis forming caterpillars.</p> <p>Leaf feeding caterpillars (including leaves of flowering plants, bushes and other ornamentals, vegetables and trees), fruit eating caterpillars, legume feeding caterpillars, vegetable feeding caterpillars, stem and trunk boring caterpillars, and leafrolling caterpillars.</p> <p>Caterpillars of the Yucca Moth family such as Fairy moths and Yucca moths; Clothes moth family; bagworm moth family, Gelechiid moth family such as Potato tuber moths; Ermine Moth family such as Ailanthus Webworm moth; Clear Winged moth family such as Manroot borer, Squash Vine borer, Doll's Clearwing moth, California Sycamore borer; Tortricid Moth family (millers) such as Fruit Tree Leafroller moth, Orange Tortrix, and Codling moth; Skippers such as Least Skipper, Silver-spotted Skipper, and Long-tail Skipper; Swallowtails such as Green swallowtail, Zebra Swallowtail, Giant Swallowtail (Orange Tail, Orange Puppy), Pale Swallowtail, Eastern Tiger Swallowtail, Eastern Black Swallowtail, Spicebush Swallowtail, and Phoebus; Whites, Sulphurs and Orange Tips family such as Sara Orange Tip, Great Southern White, and European Cabbage Butterfly; Gossamer-Winged Butterflies Family such as Great Purple Hairstreak, Spring Azure, Early Hairstreak, Eastern Tailed blue, Harvester, Silvery Blue, Brown Elfin, Marine Blue, American Copper, and Gray Hairstreak; Metalmark family such as Northern Metalmark; Snout Butterflies family such as Common Snout Butterfly; Brush-Footed Butterfly family such as Gulf Fritillary, White Peacock, Harris' Checkerspot, Painted Lady (Thistle butterfly), American Painted Lady (Painted Beauty), Baltimore, Zebra (Yellow-barred Heliconian), Viceroy, White Admiral (Banded Purple), Mourning Cloak, Milbert's Tortoise Shell, Pearl Crescent, Question Mark, Buckeye, Great Spangled Fritillary, and Red Admiral; Hackberry and Goatweed Butterfly family such as Hackberry butterfly; Satyrs, Nymphs and Arctics family such as Wood Nymph (American Grayling), White Wood Satyr, Eyed Brown (Grass Nymph), Pearly Eye, and Chryxus Arctic; Milkweed Butterfly family such as Queen, and Monarch; Smoky Moth family such as Grape Leaf Skeletonizer; Slug Caterpillar Moth family such as Saddleback Caterpillar Moth; Pyralid Moths family such as Mediterranean Flour Moth Sod Webworm Moth, Indian Meal Moth, Meal Moth; Plume Moth family such as Artichoke Plume Moth; Measuringworm Moth family such as Tulip Tree Beauty, California Cankerworm Moth, and Large California Spanworm Moth; Tent Caterpillar Moth family such as Western Tent Caterpillar Moth; Giant Silkworm Moth family such as Luna Moth, Polyphemus moth, Io Moth, Promethea Moth (Spicebush Silkmoth), Regal Moth (Royal Walnut Moth), Rosy Maple Moth, Imperial Moth, Sheep Moth, Cecropia Moth, and Cynthia Moth; Sphinx moth family such as Virginia-creeper Sphinx, Pandora Sphinx, Hummingbird Moth (Common Clearwing), White-lined Sphinx, Tomato Hornworm Moth, Tobacco Hornworm Moth, Big Poplar Sphinx, Cerisy's Sphinx, and Wild-cherry Sphinx; Prominents family such as Tentacled Prominenets (Puss Moths), and Red-humped Appleworm Moth; Tiger Moth family such as Ornate Tiger Moth, Yellow Woolly Bear Moth, Acraea Moth, Milkweed Tiger Moth, Spotted Tiger Moth, Colona, Woolly Bear Caterpillar Moth (Banded Woolly Bear), Lichen Moth, and Rattlebox Moth; Ctenuchid Moth family such as Virginia Ctenuchid moth; Tussok</p>

	moth family such as Gypsy Moth, White-marked Tussock Moth; Owlet Moth family such as Eight-spotted Forester, Black Witch, Alfalfa Looper, Sweetheart Underwing, Locust Underwing, and Hebrew.
Common Bristletails	Silverfish Family such as Silverfish, and Firebrat
Springtails	Podurid Springtail family such as Snow Pea, Seashore Springtail; Entomobryid Springtail family such as Ainsley's Springtail; Globular Springtail family
Cockroaches	Blattid Cockroach Family such as Oriental Cockroach (Asiatic Cockroach, Shad Cockroach), and American Cockroach (Waterbug); Blattellid Cockroaches family such as German Cockroach (Croton Bug)
Termites	Rotting-wood termite family such as Pacific Coast Termite; Subterranean termite family such as subterranean termites. Not intended to replace structural treatments. For termites – not recommended as sole protection against termites. Such applications are not a substitute for mechanical alterations, soil or foundation treatment but merely as a supplement. For active infestations, get a professional inspection.
Earwigs	Long-Horned Earwig family such as Ring-legged Earwig, and Riparian Earwig; Common Earwig family such as European Earwig
Grasshoppers & Crickets	Pygmy Grasshopper family such as Aztec Pygmy Grasshopper; Short-Horned Grasshopper family such as Creosote Bush Grasshopper, Lubber Grasshopper, Painted Grasshopper, Carolina Locust, Dragon Lubber Grasshopper (Gray Dragon), Three-banded Grasshopper (Banded Range Grasshopper), Differential Grasshopper, Red-legged Locust, Spur-throated Grasshopper, Two-stripped Grasshopper, Panther-spotted grasshopper, Southeastern Lubber Grasshopper, Alutacea Bird Grasshopper, American Bird Grasshopper, Green Valley Grasshopper, Toothpick Grasshopper, Horse Lubber Grasshopper, Pallid-winged Grasshopper, and Great Crested Grasshopper (Dinosaur Grasshopper); Long-horned grasshoppers and Katydid family such as Oblong-winged Katydid, Mormon Cricket, Short-legged Shield back Katydid, California Katydid, Angular-winged Katydid, Keeled Shield-back Katydid, Nebraska Cone-head, Gladiator Katydid, Mescalero Shield-back Katydid, True Katydid (Northern Katydid), and Fork-tailed Bush Katydid; Camel Crickets family such as Spotted Camel Cricket, Secret Cove Cricket, Jerusalem Cricket; True Crickets family such as House Cricket (Cricket on the Hearth), Field Cricket, California Tree Cricket, Snowy Tree Cricket, and Black-horned Tree Cricket; Mole Cricket family such AS Northern Mole Cricket and European Mole Cricket
True Bugs	Plant Bug family such as Adelphocoris Plant Bugs, Scarlet Plant bugs, Tarnished Plant Bugs, and Four-lined Plant Bug; Assassin bug family such as Bee Assassins, Wheel Bug; Ambush Bug family such as Jagged Ambush Bug; Lace Bug family such as Oak Lace Bug; Seed Bug family such as Small Eastern Milkweed Bug; Long-necked Seed Bug, and Large Milkweed Bug; Stilt Bug family

	such as Stilt Bugs; Leaf-footed Bug family such as Florida Leaf-footed Bug, and Squash Bug; Scentless Plant Bug family such as Eastern Boxelder Bug and Western Boxelder Bug; Stink Bug family such as Green Stink Bug, Brochymenas, Two-spotted Stink Bug (Conspicuous Stink Bug), Harlequin Cabbage Bug (Calico Bug, Fire Bug), and Spined Soldier Bug
Cicadas and Kin	Cicada family such as Periodical Cicadas, Dogday Harvestfly, and Grand Western Cicada
Treehoppers	Treehopper family, such as Thorn-mimic Treehopper, Oak Treehopper, Buffalo Treehopper, and Locust Treehopper
Leafhoppers	Leafhopper family such as Grape Leafhopper, Scarlet-and-green Leafhopper, Sharpshooter
Thrips	Banded Thrips family such as Banded-wing Thrips; Common Thrips family
Beetles	Tiger Beetle Family such as Beautiful Tiger Beetle, Dainty Tiger Beetle, Six-Spotted Green Tiger Beetle, and Dejean's Flightless Tiger Beetle; Ground Beetle family such as Bombardier Beetle, Fiery Searcher (Caterpillar hunter), European Ground Beetle, Green Pubescent Ground Beetle, Common Black Ground Beetle, and Boat-backed Ground Beetle; Predacious Diving Beetle family such as Small Flat Diving Beetle, Large Diving Beetle, and Marbled Diving Beetle; Whirligig Beetle family such as Large Whirligig Beetle, and Small Whirligig Beetle; Hister Beetle family such as Hister beetles; Rove Beetle family such as Gold-and-brown Rove Beetle and Pictured Rove Beetle; Carrion Beetle family such as Margined Burying Beetle, Tomentose Burying Beetle (Gold-necked Carrion Beetle), American Carrion Beetle, and Northern Carrion Beetle; Stag Beetle family such as Elephant Stag Beetle, Agassiz's Flat-horned Stag Beetle, Reddish-brown Stag Beetle, and Rugose Stag Beetle; Bessbugs family such as Patent-leather Beetle (Horned Passalus); Scarab Beetle family such as Tumblebugs, Goldsmith Beetle, Green Jumping Beetle, Brown Fruit Chafer, Glossy Pillbug, Grapevine Beetle, May Beetles (June Beetles), Ten-lined June Beetles, and Japanese Beetle; Metallic Wood-Boring Beetles such as Golden Buprestid, Western Pine Borer (Sculptured Pine Borer), and Divergent Metallic Wood Borer (Flatheaded Cherry Tree Borer); Click Beetle family such as Eastern Eyed Click Beetle (Big-eyed Click Beetle), and Fire Beetles; Fireflies (Lightning Bugs) family such as Pyralis Firefly, and Pennsylvania Firefly; Soldier Beetle family such as Pennsylvania Leather-wing, and Downy Leather-wing, Net-winged Beetle family such as Banded Net-wing, and Golden Net-wing; Spider Beetle family such as Spider Beetles, and Texan Spider Beetle; Branch and Twig Borer family such as Apple Twig Borer; Checkered Beetle family such as California Checkered Beetle, Elegant Checkered Beetle, Slender Checkered Beetle, and Red-blue Checkered Beetle; Flat Bark Beetle family such as Red Flat Bark Beetle; Pleasing Fungus Beetle such as Rough Fungus Beetle; Ladybug Beetles such as Two-spotted Ladybug Beetle, Nine-spotted Ladybug Beetle, Spotless "Nine-spotted" Ladybug, Convergent Ladybug Beetle, and Ash Gray Ladybug Beetle; Darkling Beetles such as Horned Fungus Beetle, Broad-necked Darkling Beetle, Plicate Beetle, Yellow Mealworm Beetle, and Ironclad Beetle; Fire-colored Beetles family such as Fire Beetles; Blister Beetles family such as Striped Blister Beetle, Arizona Blister Beetle, Short-winged Blister Beetle, (Oil Beetle); Long-horned Beetle family such

	<p>as Black-horned Pine Borer, Yellow Douglass Fir Borer, Long-jawed Longhorn, Elder Borer (Cloaked Knotty-horn), Twig Pruners, Pine Sawyer (Spined-neck Longhorn), Golden-haired Flower Longhorn, Locust Borer, Black Pine Sawyer (White Spotted Sawyer), Cylindrical Hardwood Borer, Cottonwood Twig Borer, Cottonwood Borer, Giant Root Borers, Ribbed Pine Borer, California Laurel Borer (Banded Alder Borer), Ivory0marked Beetle, Red Milkweed Beetle (Eastern Milkweed Longhorn), Notch-tipped Flower Longhorn, and Willow Borer; Seed Borer family such as Bean Weevil; Leaf Beetle family such as Dogwood Calligrapha, Milkweed Tortoise Beetle (Argus Tortoise Beetle), Dogbane Leaf Beetle, Milkweed Leaf Beetle, Willow Leaf Beetle, Spotted Asparagus Beetle, Clavate Tortoise Beetle, Spotted Cucumber Beetle, Waterlily Leaf Beetle, Swamp Milkweed Leaf Beetle, Three-lined Potato Beetle, (Old-fashioned Potato Bug, Colorado Potato Beetle, and Girdled Leaf Beetle; Primitive Weevil family such as Oak Timberworm Beetle (Primitive Weevil); Snout Beetles and Weevil family such as Boll Weevil, Black Oak Acorn Weevil, Lesser Cloverleaf Weevil, Alfalfa Weevil, Pine Weevils, Rose Weevils, Agrave Billbug, and Stored-grain Billbug (Granary Weevil, Elephant Bug); Bark and Ambrosia Beetle family such as Red Turpentine Beetle, Pine and Spruce Engraver Beetles, and Bark Beetles.</p>
<p>Bees, Ants, Wasps, Sawflies</p>	<p>Cimbicid Sawflies family such as Rusty Willow Sawfly; Common Sawfly family such as Northeastern sawfly; Horntail family such as Pigeon Horntail, and Smokey Horntails; Stem Sawflies family such as Raspberry Horntail; Braconids family such as Braconid Wasps; Ichneumons family such as Giant Ichneumons, Short-tailed Ichneumons and Red-tailed Ichneumon; Torymid Wasp family such as California Torymus; Chalcid family such as Golden-yellow Chalcid; Gall Wasp family such as California Oak Gall Wasps and Live Oak Gall Wasp; Pelecinid family such as American Pelicini; Tiphid Wasp family such as Five-banded Tiphid Wasp; Velvet-Ants such as Thistledown Velvet-ant, Red Velvet-ant, and Cow Killer; Scoliid Wasp family such as Scarab-hunter Wasp, and Digger Wasp; Ant family such as Spine-waisted ants, Leafcutter ants, Texas Carpenter ants, Black Carpenter ants, Crater-nest ants, Texas Shed-builder ant (Acrobat Ant), Red Ant, Legionary Ant, Little Black Ant, Arid Lands Honey Ant, Big-headed Ant, Honey Ant, and Fire Ant; Vespid Wasp family such as Potter Wasp, Paper Wasps, Yellow Jackets, and Sandhills Hornet; Spider Wasps such as Blue-black Spider Wasps, and Tarantula Hawk; Sphecid Wasp family such as Thread-waisted Wasps, Eastern Sand Wasp, Steel-blue Cricket Hunter, Purplish-blue Cricket Hunter, Florida Hunting Wasp, Black and Yellow Mud Dauber, Cicada Killer, and Great Golden Digger Wasp; Bee families such as Plasterer Bee, Yellow-faced Bees, Virescent Green Metallic Bees, Augochlora Green Metallic Bees, Alkali Bee, Mining Bee, Willow Mining Bee, Nevada Mining Bee, Clarkia Bee, Faithful Leafcutting Bee, Western Leafcutting Bee, Mason Bees, California Leafcutting Bee, Digger Bees, Western Cuckoo Bee, California Carpenter Bee,</p>
<p>Flies</p>	<p>Crane fly family such as Wood-boring Tupulid, Giant Western Crane Fly, and Crane Flies; Phantom Crane Flies such as Phantom Crane Fly; Net-winged Midges such as Comstock's Net-winged Midge; Phantom Midges; Black Flies such as Black flies; March Flies family such as March Flies; Fungus Gnats family such as Fungus Gnats; Snipe Fly family such as Gold-backed Snipe Fly; Stiletto Fly family such as Stiletto Flies; Flower-loving Fly family such as Flower-loving Fly; Mydas Fly family such as Mydas fly; Robber Fly family such as Bearded Robber Fly, Sacken's Bee Hunter, Giant Robber Fly, Bee Killer (Giant Robber</p>

	<p>Fly), and Robber Flies; Bee Flies such as Bee Fly, Large Bee Flies, and Progressive bee Flies; Dance Flies such As Dance Flies; Long-Legged Flies such as Condylostylid Long-legged Flies, and Texan-Long-legged Fly; Hover Fly family such as Woolly Bear Hover Flies, Elongate Aphid Flies, Drone Flies, Bulb Flies, American Hover Flies, and Toxomerus Hover Fly; Thick Headed Fly family such as Thick headed fly; Pyrgotid Fly family such as Pyrgotid Flies; Fruit Fly family such as Walnut Husk Fly, and Apple Maggot Fly; Seaweed Fly family such as California Seaweed Fly; Marsh Fly family such as Marsh flies; Shore fly family such as Yellowstone Brine Fly; Pomace fly family such as Vinegar Fly; Anthomyiid Fly family such as Dung Fly; Muscid Fly family such as House Fly, and Biting Stable Fly; Louse Fly family, Blow Fly family such as Blue Bottle Fly, Screw-worm Fly, and Green Bottle Fly; Flesh Fly family such as Flesh flies; Tachinid Fly family such as Beelike Tachinid Fly, Early Tachinid Fly, Repetitive Tachinid Fly, Tachina Fly, and Fringe-legged Tachinid Fly</p>
<p>Spiders</p>	<p>Folding trapdoor spider family such as Turret spider; Tarantula family such as Desert Tarantula; Trapdoor Spider family such as California Trapdoor spider; Dictynid spider family such as Branch-yip spiders; Spitting spider family such as Spitting spiders; Violin Spider family such as Desert Loxosceles, and Violin Spider; Comb-footed Spider family such as American House Spider, and Black Widow Spider; Sheet-web Weaver family such as Hammock Spider; Orb Weaver family such as Orb weavers, barn spider, Garden spider (cross spider), Marbled orb Weaver, Shamrock Spider, Six-spotted Orb-weaver, Silver Argiope, Black-and-Yelley Rgiope, Crablike Spiny Orb Weaver, Bola Spider, Arrow-shaped Micrathena, and Golden-silk spider (calico spider); Large-jawed Orb Weaver family such as Mabel Orchard Spider, Venusta Orchard Spider, Elongate Long-jawed Orb Weaver, and Long-jawed Orb Weaver; Funnel Web Weaver family such as Grass Spiders; Nursery Web Spider family such as Brownish-grey Fishing Spider, Six-spotted Fishing spider, and Nursery Web Spider; Wolf Spider family such as Burrowing Wolf Spiders, Carolina Wolf spider, Forest Wolf spider, rabid wolf spider, and Thin-legged Wolf spider; Lynx Spider family such as Jumping Lynx spider, and green lynx spider; Sac Spider family such as Ant-mimic spiders; Wandering spider family such as Wandering spiders; Giant Crab spider family such as Huntsman spider, and Golden Huntsman spider; Selenopid Crab Spider family such as Selenopid Crab Spider; Crab Spider family such as Goldenrod spider (flower spider, red-spotted Crab Spider), Elegant Crab Spider, Thrice-banded Crab Spider; Philodromid family such as Inconspicuous Crab Spiders; Jumping Spiders such as Green Lyssomanes, Dimorphic Jumping Spider, Metaphid Jumping Spider, Ant-mimic Jumping spider, and Daring Jumping spider</p> <p>Daddy-long-legs Daddy-long-legs family such as Eastern Daddy-long-legs and Brown Daddy-long-legs</p>
<p>Ticks</p>	<p>American dog tick, Brown dog tick, Deer tick</p>
<p>Psyllid, Whiteflies, Aphids, Mealybugs, Scale Insects</p>	<p>Psyllid family such as American Alder Psyllid; Whitefly family such as Greenhouse Whitefly; Aphid family such as Green Apple Aphid, Rosy Apple Aphid, Rose, Pea and Potato Aphid, Root Aphid, Coudy-winged Cottonwood Aphid, and Giant Willow Aphid; Woolly and Gall-Making Aphid family such as Woolly Apple Aphid; Giant Scale Insects family such as Cottony Cushion Scale;</p>

	Armored Scale Insects family such as Oyster Shell Scale; Mealybug family such as Long-tailed mealybug; Cochineal Bug family such as Cochineal bug.
Millipedes	Millipedes such as soft millipedes, Florida millipede, Almond millipede, North American millipede and flat millipedes

**Dealers Should Sell in Original Packages Only.
Conditions of Sale and Limitation of Warranty and Liability:**

NOTICE: Read the entire Directions for Use and Conditions of Sale and Limitation of Warranty and Liability before buying or using this product. If the terms are not acceptable, return the product at once, unopened, and the purchase price will be refunded.

The Directions for Use of this product must be followed carefully. It is impossible to eliminate all risks inherently associated with the use of this product. Crop injury, ineffectiveness, or other unintended consequences may result because of such factors as manner of use or application, weather or crop conditions beyond the control of FMC or Seller. All such risks shall be assumed by Buyer and User, and Buyer and User agree to hold FMC and Seller harmless for any claims relating to such factors.

Seller warrants that this product conforms to the chemical description on the label and is reasonably fit for the purposes stated on the Directions for Use when used in accordance with the directions under normal conditions of use. EXCEPT AS WARRANTED BY THIS LABEL, FMC MAKES NO WARRANTIES OF MERCHANTABILITY OR OF FITNESS FOR A PARTICULAR PURPOSE, NOR ANY OTHER EXPRESS OR IMPLIED WARRANTIES WITH RESPECT TO THE SELECTION, PURCHASE, OR USE OF THIS PRODUCT. Any warranties, express or implied, having been made are inapplicable if this product has been contrary to label instructions, or under abnormal conditions, or under conditions not reasonably foreseeable to (or beyond the control of) seller or FMC, and buyer assumes the risk of any such use.

To the extent consistent with applicable law FMC or seller shall not be liable for any incidental, consequential or special damages resulting from the use or handling of this product. TO THE EXTENT CONSISTENT WITH APPLICABLE LAW, THE EXCLUSIVE REMEDY OF THE USER OR BUYER, AND THE EXCLUSIVE LIABILITY OF FMC AND SELLER FOR ANY AND ALL CLAIMS, LOSSES, INJURIES OR DAMAGES (INCLUDING CLAIMS BASED ON BREACH OF WARRANTY, CONTRACT, NEGLIGENCE, TORT, STRICT LIABILITY OR OTHERWISE) RESULTING FROM THE USE OR HANDLING OF THIS PRODUCT, SHALL BE THE RETURN OF THE PURCHASE PRICE OF THE PRODUCT OR, AT THE ELECTION OF FMC OR SELLER, THE REPLACEMENT OF THE PRODUCT.

This Conditions of Sale and Limitation of Warranty and Liability may not be amended by any oral or written agreement.

FMC – Trademark of FMC Corporation
© 2013 FMC Corporation All Rights Reserved

Revision 4/24/2013