

279-3302

10/2/2012

1/20



UNITED STATES ENVIRONMENTAL PROTECTION AGENCY  
WASHINGTON, D C 20460

OFFICE OF CHEMICAL SAFETY  
AND POLLUTION PREVENTION

October 2, 2012

Timothy M Formella  
Product Registration Manager  
FMC Corporation  
1735 Market Street  
Philadelphia, PA 19103

Subject           Amendment – Removing conflicting application restriction on corn  
                      Capture LFR Insecticide  
                      EPA Reg No 279-3302  
                      Your submission dated July 20, 2012

Dear Mr Formella

The labeling referred to above, submitted in connection with registration under the Federal Insecticide, Fungicide and Rodenticide Act (FIFRA), as amended, is acceptable. A stamped copy of the label is enclosed for your records.

If you have any questions regarding this action, please contact BeWanda Alexander at [Alexanderbewanda@epa.gov](mailto:Alexanderbewanda@epa.gov) or (703) 305-7460

Sincerely,  
*BeWanda Alexander for*  
Richard Gebken  
Product Manager Team 10  
Insecticide Branch  
Registration Division (7505P)

Enclosure

2/20

**RESTRICTED USE PESTICIDE**  
Toxic to fish and aquatic organisms For retail sale to and use only by certified applicators or persons under their direct supervision and only for those uses covered by the certified applicator s certification

# Capture<sup>®</sup> LFR<sup>™</sup>

Insecticide from FMC

For Mixing directly with liquid fertilizer to control soil insect pests

EPA Reg No 279 3302

EPA Est No 279 NY 1

**(1) Active Ingredient**

Bifenthrin (2 methyl[1 1 biphenyl] 3 yl)  
methyl 3 (2 chloro 3 3 3 trifluoro 1 propenyl)  
2 2 dimethyl cyclopropanecarboxylate  
**Other Ingredients**

**By Wt**

17 15%  
82 85%  
100 0%

Cis isomers 97% minimum trans isomers 3% maximum  
This product contains 1 5 lbs active ingredient per gallon

**ACCEPTED**  
OCT 2 2012  
Under the Federal Insecticide Fungicide and Rodenticide Act, as amended, for the pesticide Registered under EPA Reg No. 279-3302

## KEEP OUT OF REACH OF CHILDREN WARNING AVISO

This label must be in the possession of the user at the time of application Si usted no entiende la etiqueta busque a alguien para que se la explique a usted en detalle (If you do not understand the label find someone to explain it to you in detail )

See other panels for additional precautionary information

(2) FIRST AID	
<b>If Swallowed</b>	Call a poison control center or doctor immediately for treatment advice Do not give any liquid to the person Do not induce vomiting unless told to do so by a poison control center or doctor Do not give anything by mouth to an unconscious person
<b>If in Eyes</b>	Hold eye open and rinse slowly and gently with water for 15 20 minutes Remove contact lenses if present after the first 5 minutes then continue rinsing eye Call a poison control center or doctor for treatment advice
HOTLINE NUMBER	
Have the product container or label with you when calling a poison control center or doctor or going for treatment You may also contact 1 800 331 3148 for emergency medical treatment information	
NOTE TO PHYSICIAN	
This product is a pyrethroid If large amounts have been ingested the stomach and intestines should be evacuated Treatment is symptomatic and supportive Digestible fats oils or alcohol may increase absorption and so should be avoided	
<b>For Emergency Assistance Call (800) 331 3148</b>	

**(3) ATTENTION**  
Although this label may appear similar to the label on a product you may have used there may be important label differences Users must read understand and strictly follow all label directions precautions and restrictions  
It is the user s responsibility to be sure the product is approved for sale or use on the intended crop and for use in the specific geographic area  
It is the user s responsibility to be aware of and to follow all State or local precautions or restrictions not appearing on this product label  
Prior to purchase or use of this product read the Conditions of Sale and Limitation of Warranty and Liability on page 3 of this label If the terms and conditions are unacceptable return the product immediately in the original and unopened container

TABLE OF CONTENTS	
Title (Section Number)	Page
Active Ingredient (1)	1
Agricultural Use Requirements (6)	3
Application and Mixing Instructions (12)	4
Attention (3)	1
Brassicas (16)	6
Buffer Zones/Spray Drift Requirement(15)	5
Bushberries (Foliar) (17)	6
Cilantro and Coriander (18)	7
Citrus (19)	7
Conditions of Sale and Warranty (9)	3
Corn (20 & 21)	8
Crop Rotation Restrictions (13)	5
Cucurbits (22)	9
Directions for Use (8)	3
Dried Beans and Peas (23)	10
Eggplant (24)	10
Environmental Hazards (7)	3
First Aid ( 2 )	1
Head Lettuce (25)	11
Label Tracking ( 39)	19
Leafy Brassicas and Turnip Greens (26)	11
Leafy Petiole Vegetables (Foliar) (27)	12
Maximum Allowable Use (14)	5
Okra (28)	12
Peppers Bell and Non bell (29)	13
Personal Protective Equipment (5)	2
Precautionary Statements (4)	2
Resistance Management (10)	3
Restricted Entry Intervals (REI) (6)	3
Sod Farms (30)	13
Soybeans (31)	15
Soybean PRI & PRE (31 1)	15
Spinach (32)	16
Storage and Disposal (11)	4
Succulent Peas and Beans (33)	16
Tobacco (34 & 35)	17
Tomatoes (36)	18
Tuberous and Corm Vegetables (37 & 38)	19

**(4) PRECAUTIONARY STATEMENTS**

**Hazards to Humans (and Domestic Animals)**

**Warning**

May be fatal if swallowed Causes moderate eye irritation Avoid contact with eyes or clothing Wash thoroughly with soap and water after handling and before eating drinking chewing gum or using tobacco

**(5) Personal Protective Equipment** Applicators and other handlers (other than mixers and loaders) must wear

- Long sleeved shirt and long pants
- Waterproof gloves
- Shoes plus socks

**Mixers and Loaders must wear**

- Long sleeved shirt and long pants
- Waterproof gloves
- Shoes plus socks
- Protective eyewear

Discard clothing and other absorbent materials that have been drenched or heavily contaminated with this product concentrate Do not reuse them Follow manufacturer s instructions for cleaning/maintaining PPE If no such instructions for washables use detergent and hot water Keep and wash PPE separately from other laundry

**User Safety Recommendations**

**Users should**

- Wash hands before eating drinking chewing gum using tobacco or using the toilet
- Remove clothing immediately if pesticide gets inside Then wash thoroughly and put on clean clothing

4/20

Do not apply this product in a way that will contact workers or other persons either directly or through drift. Only protected handlers may be in the area during application. For any requirements specific to your State or Tribe, consult the agency responsible for pesticide regulation.

### (6) AGRICULTURAL USE REQUIREMENTS

Use this product only in accordance with its labeling and with the Worker Protection Standard, 40 CFR part 170. This Standard contains requirements for the protection of agricultural workers on farms, forests, nurseries, and greenhouses and handlers of agricultural pesticides. It contains requirements for training, decontamination, notification, and emergency assistance. It also contains specific instructions and exceptions pertaining to the statements on this label about personal protective equipment (PPE) and restricted entry interval. The requirements in this box only apply to uses of this product that are covered by the Worker Protection Standard.

Do not enter or allow worker entry into treated areas during the restricted entry interval (REI) of 12 hours. PPE required for early entry to treated areas that is permitted under the Worker Protection Standard and that involves contact with anything that has been treated, such as plants, soil, or water, is: Coveralls, chemical resistant gloves such as Barrier Laminate or Nitrile Rubber or Neoprene Rubber or Viton, and Shoes plus socks.

### (7) Environmental Hazards

This pesticide is extremely toxic to fish and aquatic invertebrates. Use with care when applying in areas adjacent to any body of water. Do not apply directly to water, to areas where surface water is present, or to intertidal areas below the mean high water mark. Do not make applications when weather conditions favor drift from treated areas. Drift and runoff from treated areas may be hazardous to aquatic organisms in neighboring areas. Do not contaminate water when disposing of equipment washwaters.

This product is highly toxic to bees exposed to direct treatment or residues on blooming crops or weeds. Do not apply this product or allow it to drift to blooming crops or weeds while bees are actively visiting the treatment area.

The use of bifenthrin is prohibited in areas that may result in exposure of endangered species to bifenthrin. Prior to use in a particular county, contact the local extension service for procedures and precautions to use to protect endangered species.

### (8) DIRECTIONS FOR USE

It is a violation of Federal law to use this product in a manner inconsistent with its labeling. Do not apply this product through any type of irrigation system.

Capture LFR is a suspension concentrate formulation containing 1.5 pounds of bifenthrin. Capture LFR may be mixed using water or liquid fertilizer solutions as the carrier. Containers should be shaken well prior to mixing and measuring.

### (9) Conditions of Sale and Limitation of Warranty and Liability

**NOTICE:** Read the entire Directions for Use and Conditions of Sale and Limitation of Warranty and Liability before buying or using this product. If the terms are not acceptable, return the product at once, unopened, and the purchase price will be refunded.

The Directions for Use of this product must be followed carefully. It is impossible to eliminate all risks inherently associated with the use of this product. Crop injury, ineffectiveness, or other unintended consequences may result because of such factors as manner of use or application, weather, or crop conditions beyond the control of FMC or Seller. All such risks shall be assumed by Buyer and User, and Buyer and User agree to hold FMC and Seller harmless for any claims relating to such factors.

**Seller warrants that this product conforms to the chemical description on the label and is reasonably fit for the purposes stated on the Directions for Use when used in accordance with the directions under normal conditions of use. To the extent consistent with applicable law, FMC MAKES NO WARRANTIES OF MERCHANTABILITY OR OF FITNESS FOR A PARTICULAR PURPOSE, NOR ANY OTHER EXPRESS OR IMPLIED WARRANTIES WITH RESPECT TO THE SELECTION, PURCHASE, OR USE OF THIS PRODUCT. Any warranties, express or implied, having been made are inapplicable if this product has been used contrary to label instructions, or under abnormal conditions, or under conditions not reasonably foreseeable to (or beyond the control of) seller or FMC, and buyer assumes the risk of any such use.**

To the extent consistent with applicable law, FMC or seller shall not be liable for any incidental, consequential, or special damages resulting from the use or handling of this product. TO THE EXTENT CONSISTENT WITH APPLICABLE LAW, THE EXCLUSIVE REMEDY OF THE USER OR BUYER, AND THE EXCLUSIVE LIABILITY OF FMC AND SELLER FOR ANY AND ALL CLAIMS, LOSSES, INJURIES OR DAMAGES (INCLUDING CLAIMS BASED ON BREACH OF WARRANTY, CONTRACT, NEGLIGENCE, TORT, STRICT LIABILITY OR OTHERWISE) RESULTING FROM THE USE, OR HANDLING OF THIS PRODUCT, SHALL BE THE RETURN OF THE PURCHASE PRICE OF THE PRODUCT, OR, AT THE ELECTION OF FMC OR SELLER, THE REPLACEMENT OF THE PRODUCT.

This Conditions of Sale and Limitation of Warranty and Liability may not be amended by any oral or written agreement.

### (10) Resistance Management

Some pests are known to develop resistance to insecticides that have been used repeatedly. While the development of insect resistance is well understood, it is not easily predicted. Therefore, insecticides should be used in conjunction with the resistance management strategies in the area. Consult the local or State agricultural advisors for details. If insect resistance should develop in the area, this product used alone may not continue to provide sufficient level of pest control.

5/20

If the reduced levels of control can not be attributed to improper application techniques improper use rates improper application timing unfavorable weather conditions or abnormally high pest pressure a resistant strain may have developed

To reduce the potential for pesticide resistance use this product in a rotation program with other classes of chemistry and modes of action Always apply this product at the recommended rates and in accordance with the use directions Do not use less than recommended label rates alone or in tank mixtures Do not use reduced rates of the tank mix partner For optimum performance scout fields carefully and begin applications when pests are smaller rather than larger If resistance is suspected contact the local or State agricultural advisors

## (11) STORAGE AND DISPOSAL

### Pesticide Storage

If storing this product below freezing user should shake or roll the container to ensure proper product consistency Keep out of reach of children and animals Store in original containers only Store in a cool dry place and avoid excess heat Carefully open containers After partial use replace lids and close tightly Do not put concentrate or dilute material into food or drink containers Do not contaminate other pesticides fertilizers water food or feed by storage or disposal In case of spill avoid contact isolate area and keep out animals and unprotected persons Confine spills Call FMC 1 (800) 331 3148 To confine spill If liquid dike surrounding area or absorb with sand cat litter or commercial clay If dry material cover to prevent dispersal Place damaged package in a holding container Identify contents

### Pesticide Disposal

Pesticide wastes are toxic Improper disposal of excess pesticide spray mixture or rinsate is a violation of Federal law If these wastes cannot be disposed of by use according to label instructions contact your State Pesticide or Environmental Control Agency or the Hazardous Waste representative of the nearest EPA Regional Office for guidance

### Container Disposal

U Turn® Container Do not rinse container Do not empty remaining formulated product Do not break seals Return intact to point of purchase

**Metal or Plastic Container Non refillable container (in sizes 5 gallons or less)** Do not reuse or refill this container Triple rinse as follows Empty the remaining contents into application equipment or mix tank and drain for 10 seconds after flow begins to drip Fill the container ¼ full with water and recap Shake for 10 seconds pour rinsate into application equipment or mix tank or store rinsate for later use or disposal Drain for 10 seconds after flow begins to drip Repeat this procedure two more times Then offer for recycling if available or reconditioning or puncture and dispose of in a sanitary landfill or by other procedures approved by State and local authorities Do not cut or weld metal containers

**Non refillable container (in sizes greater than 5 gallons)** Do not reuse or refill this container Triple rinse or pressure rinse **Triple rinse as follows** Empty the remaining contents into application equipment or a mix tank Fill the container ¼ full with water Replace and tighten closures Tip container on its side and roll it back and forth ensuring at least one complete revolution for 30 seconds Stand the container on its end and tip back and forth several times Turn the container over onto its other end and tip back and forth several times Empty the rinsate into application equipment or a mix tank or store rinsate for later use or disposal Repeat this procedure two more times **Pressure rinse as follows** Empty the remaining contents into application equipment or a mix tank and continue to drain for 10 seconds after the flow begins to drip Hold container upside down over application equipment or mix tank or collect rinsate for later use or disposal Insert pressure rinsing nozzle in the side of the container and rinse at about 40 PSI for at least 30 seconds Drain for 10 seconds after the flow begins to drip

**Returnable/Refillable Containers (if other than U Turn Container)** Refill this container with pesticide only Do not reuse this container for any other purpose Cleaning the container before final disposal is the responsibility of the person disposing of the container Cleaning before refilling is the responsibility of the refiller To clean the container before final disposal empty the remaining contents into application equipment or mix tank Fill the container about 10% full with water Agitate vigorously or recirculate water with the pump for 2 minutes Pour or pump rinsate into application equipment or rinsate collection system Repeat this rinsing procedure two more times

## (12) Application and Mixing Instructions

Capture LFR is an insecticide/miticide that contains 1.5 pounds of bifenthrin per gallon Capture LFR can be mixed directly with liquid fertilizer or with water The rate of application is variable according to pest pressure timing of treatments and field scouting Use lower rates under light to moderate pest infestations and higher rates under heavier pest pressure In arid climates applications rates are generally higher Fill the tank one half full with liquid fertilizer or water and begin spray tank agitation Add the proper amount of Capture LFR and then add the rest of the fertilizer or water Maintain agitation until the mixture has been applied

Shake well before using

Agitate the Capture LFR spray solutions in nurse tanks prior to moving the solution to spray system

Cultivation within 10 feet of a water body is prohibited to allow for the growth of a vegetated filter strip In New York State this product may not be applied within 100 feet (using ground equipment) of coastal marshes or streams that drain into coastal marshes

Capture LFR can be applied in furrow with the seed as a T band (band over the open furrow) as a broadcast application as a band over the row or as a transplant water drench during setting Refer to the table below for pest control or suppression instructions

Capture LFR can be mixed with commonly used liquid starter or pop up fertilizers Follow liquid fertilizer recommendations regarding seed safety and use guidelines Conduct a preliminary jar test using the appropriate ratio of fertilizer and Capture LFR Do not allow a tank mixture to set overnight but if this occurs agitate tank mixture prior to application

**(13) Crop Rotation Restrictions**

Crops for which bifenthrin tolerances exist may be rotated at any time All other crops may be rotated 30 days following the final application of bifenthrin

**Tank-Mixtures**

Capture LFR may be applied in tank mixtures with other products approved for use on registered crops Observe all restrictions and precautions which appear on the labels of these products To insure successful applications product compatibility tests should be conducted

**(14) Maximum Allowable Capture LFR Use Per Acre Per Season**

Refer to the individual crop sections for maximum allowable Capture LFR usage per acre per season The maximum allowable use must include all registered use patterns including at plant soil applied and/or foliar applications for the 12 months period The 12 month period is to begin upon the initial application to the acre

**(15) BUFFER ZONES**

**Vegetative Buffer Zones**

Construct and maintain a minimum 10 foot wide vegetative filter strip of grass or other permanent vegetation between the field edge and down gradient aquatic habitat (such as but not limited to lakes reservoirs rivers permanent streams marshes or natural ponds estuaries and commercial fish farm ponds)

Only apply products containing bifenthrin onto fields where a maintained vegetative buffer strip of at least 10 feet exists between the field and down gradient aquatic habitat

For guidance refer to the following publication for information on constructing and maintaining effective buffers *Conservation Buffers to Reduce Pesticide Losses Natural Resources Conservation Services USDA NRCS 2000 Fort Worth Texas 21pp <http://www.in.nrcs.usda.gov/technical/agronomy/newconbuf.pdf>*

**Buffer Zone for Ground Application (groundboom overhead chemigation or airblast) –** Do not apply within 25 feet of aquatic habitats (such as but not limited to lakes reservoirs rivers streams marshes natural ponds estuaries and commercial fish ponds)

**Buffer Zone for ULV Aerial Application** Do not apply within 450 feet of aquatic habitats (such as but not limited to lakes reservoirs rivers streams marshes natural ponds estuaries and commercial fish ponds)

**Buffer Zone for Non ULV Aerial Application –** Do not apply within 150 feet of aquatic habitats (such as but not limited to lakes reservoirs rivers streams marshes natural ponds estuaries and commercial fish ponds)

**Spray Drift Requirements**

**Wind Direction and Speed**

Only apply this product if the wind direction favors on target deposition Do not apply when the wind velocity exceeds 15 mph

**Temperature Inversion**

Do not make aerial or ground applications into temperature inversions Inversions are characterized by stable air and increasing temperatures with height above the ground Mist or fog may indicate the presence of an inversion in humid areas The applicator may detect the presence of an inversion by producing smoke and observing a smoke layer near the ground surface

**Droplet Size**

Use only Medium or coarser spray nozzles (for ground and non ULV aerial application) according to ASAE (S572) definition for standard nozzles In conditions of low humidity and high temperatures applicators should use a coarser droplet size

**Additional Requirements for Ground Applications**

Wind speed must be measured adjacent to the application site on the upwind side immediately prior to application

For ground boom applications apply using a nozzle height of no more than 4 feet above the ground or crop canopy

For airblast applications turn off outward pointing nozzles at row ends and when spraying the outer two rows To minimize spray loss over the top in orchard applications spray must be directed into the canopy

**Additional Requirements for Aerial Applications**

The spray boom should be mounted on the aircraft as to minimize drift caused by wingtip or rotor vortices The minimum practical boom length should be used and must not exceed 75% of the wing span or 80% rotor diameter

Flight speed and nozzle orientation must be considered in determining droplet size

Spray must be released at the lowest height consistent with pest control and flight safety Do not release spray at a height greater than 10 feet above the crop canopy unless a greater height is required for aircraft safety

When applications are made with a cross wind the swath will be displaced downwind The applicator must compensate for this displacement at the downwind edge of the application area by adjusting the path of the aircraft upwind

7/20

**(16) BRASSICAS\***

Head and Stem Brassica Vegetables including Broccoli Chinese Broccoli (gailon white flowering broccoli) Brussels Sprouts Cauliflower Cavalo broccoli Kohlrabi Cabbage Chinese Cabbage (napa) and Chinese Mustard Cabbage (gai choy)

When applied as directed Capture LFR will provide control of the following pests listed in the table below Apply as a 5 7 inch band (T band) over the open seed furrow or in furrow with the seed Cutworm and armyworm treatments may be applied as broadcast treatments to the soil surface

PEST	USE RATES		
	Fluid oz/acre	Fluid oz/1000 Linear ft	Pound ai/acre
Rootworm larvae	6 8 8 5	0 39 0 49	0 08 0 1
Wireworm Grubs Seedcorn maggot Cabbage maggot Root maggots Root aphids	3 4 6 8	0 2 0 39	0 04 0 08
Army cutworm Cutworm spp Armyworm spp	3 4 6 8	0 2 - 0 39	0 04 0 08

**Restrictions**

Do not apply more than 0 1 pound active ingredient per acre per season as an at plant application  
Do not apply more than 0 5 pound active ingredient per acre per season including at plant plus foliar applications of other bifenthrin products (such as Brigade 2EC)  
This use is not permitted in California unless allowed by an approved supplemental label

**(17) BUSHBERRIES (FOLIAR)**


Blueberry highbush and lowbush Currant Elderberry Gooseberry Huckleberry

When applied as directed Capture LFR will provide control of the following pests listed in the table below

PEST	USE RATES	
	Fluid oz/acre	Pound ai/acre
Blueberry maggot Fruitworms Lecanium scale (crawlers) Plum curculio Obliquebanded leaf roller Red banded leafroller Variegated leafroller Spanworm Leafhoppers Aphids	3 4 - 8 5	0 04 0 1
Banks Grass Mite Twospotted Spider Mite Carmine Mite Pacific Spider Mite Lygus Spp	6 8 8 5	0 08 0 1

**Restrictions**

Apply in a minimum of 2 gallons of finished spray per acre by air or in a minimum of 10 gallons finished spray per acre with ground equipment Thorough coverage is essential to achieve control  
Do not apply more than 0 5 pound active ingredient per acre per season  
Do not make applications less than 7 days apart  
Do not apply within 1 day of harvest



**(18) CILANTRO\*, CORIANDER\***

When applied as directed Capture LFR will provide control of the following pests listed in the table below Apply as a 5 to 7 inch band over the row on the soil surface a 5 to 7 inch band over the open furrow (T band) in furrow with the seed or broadcast to the soil surface

PEST	USE RATES		
	Fluid oz/acre	Fluid oz/1000 Linear ft	Pound ai/acre
Wireworm Armyworm spp Cutworm spp Flea beetle larvae	3.4 - 6.8	0.2 - 0.39	0.04 - 0.08

Do not apply more than 0.1 pound active ingredient per acre per season as an at plant application  
 Do not apply more than 0.5 pound active ingredient per acre per season including at plant plus foliar applications of other bifenthrin products (such as Brigade 2EC)  
 This use is not permitted in California unless allowed by an approved supplemental label

**(19) CITRUS (BARE SOIL SURFACE UNDER DRIP LINE)\***

When applied as directed Capture LFR will provide control of the following pests listed in the table below Apply Capture LFR by ground equipment to bare soil beneath citrus trees Capture LFR must be uniformly applied from the trunk to the drip line of tree Apply in a minimum of 40 gallons of dilute spray per acre  
 Greater spray volume should insure greater uniformity of coverage A pre and post application irrigation may aid in the uniformity of coverage as well

Capture LFR protects citrus tree roots from Diaprepes and other citrus root weevil feeding by forming a barrier which provides contact activity on newly hatched larvae (neonates) As citrus root weevil eggs hatch in new foliage neonates fall to the soil surface beneath the tree and come in contact with Capture LFR as they attempt to burrow into the root zone Disturbance of the soil beneath trees should be minimized

Timing of Capture LFR applications is critical Current information suggests that peak emergence of adult Diaprepes Weevil varies by citrus growing region and these emergence peaks can be dramatically affected by environmental factors such as soil moisture Typically two peaks are observed for Diaprepes first in spring then late summer or early fall Southern Blue Green and Blue Green Citrus Weevils and Fuller Rose Beetle typically exhibit a single emergence peak in the spring Brown and Little Leaf Notchers typically exhibit three emergence peaks spring summer and fall Since emergence varies seasonally and by location timing of Capture LFR application can be accurately forecast by observing adults Adults are most active early morning and late afternoon numbers can be estimated by trapping throughout spring and summer (emergence periods) Egg laying will occur for 8 to 10 weeks following adult emergence from the soil larval invasion of the soil will begin 2 to 3 weeks following adult emergence It is critical to have the Capture LFR soil barrier in place prior to drop of the neonates


Capture LFR is one of several effective tools in an integrated pest management program for Citrus Root Weevils Application of Capture LFR should be used in conjunction with good cultural practices biological control of larvae and foliar control of adults Consult local university extension personnel for current information to protect citrus trees from Citrus Root Weevils and other pests

Apply to individual citrus resets when not in solid planted rows using hand gun or shielded sprayer

Peak emergence of Diaprepes root weevil generally occurs in the spring Depending on weather conditions a minor emergence of Diaprepes root weevil may also occur in the fall

If the citrus grove to be treated is in an area where weather conditions are conducive to primary emergence occurring in the spring 42.5 fluid ounces formulated product should be used to obtain the longest residual management of Diaprepes root weevil If the citrus grove to be treated is in an area where weather conditions will promote more than one peak of pest emergence 21.25 fluid ounces formulated product can be applied early season and 21.25 fluid ounces formulated product can be applied later in the season

PEST	USE RATES	
	Fluid oz/acre	Pound ai/acre
Fire ants ( <i>Solenopsis spp</i> ) Asian cockroach ( <i>Blattella asahinae</i> )	8.5 - 21.25	0.1 - 0.25
Diaprepes Root Weevil ( <i>Diaprepes abbreviatus</i> )	21.25 - 42.5	0.25 - 0.5





9/20

Southern Blue Green Citrus Root Weevil ( <i>Pachnaeus litus</i> )		
Blue Green Citrus Root Weevil ( <i>Pachnaeus opalus</i> )		
Brown Leaf Notcher ( <i>Epicaerus mexicanus</i> )		
Little Leaf Notcher ( <i>Artipus flordanus</i> )		

**Restrictions**

- Do not apply through irrigation systems
- Do not allow any application of Capture LFR to contact fruit or foliage
- Do not apply more than a total of 42.5 fluid ounces of formulated product (0.5 pound active ingredient) per acre per year
- Apply the specified dosage in a minimum of 40 gallons of finished spray per acre
- Do not apply by air
- \* This use is not permitted in California unless allowed by an approved supplemental label

**(20) CORN (AT PLANT)\***

Field Corn (Grain and Silage) Popcorn Field Corn Grown for Seed Sweet Corn Sweet Corn Grown for Seed

When applied as directed Capture LFR will provide control of the following pests listed in the table below. Apply as a 5 to 7 inch band (T band) over an open furrow or in furrow with the seed. For Army cutworm, Stalkborer, Cutworm spp, True armyworm or Armyworm spp, apply as a 5 to 7 inch band over the row on the soil surface, a 5 to 7 inch band over the open furrow (T band) in furrow with the seed or broadcast to the soil surface.

PEST	USE RATES		
	Fluid oz/acre	Fluid oz/1000 Linear ft	Pound ai/acre
Corn rootworm larvae (Northern Southern and Western)	6.8 - 8.5	0.39 - 0.49	0.08 - 0.1
Wireworm Grape colapsis Grubs Seedcorn maggot Root aphids	3.4 - 6.8	0.2 - 0.39	0.04 - 0.08
Army cutworm Cutworm spp True armyworm Armyworm spp Stalkborer	3.4 - 6.8	0.2 - 0.39	0.04 - 0.08

**Restrictions**

- Do not apply more than 0.1 pound active per acre per season as an at plant application
- Do not apply to soil where there is greater than 30% cover of crop residue remaining
- For field corn Do not apply more than 0.3 pound active ingredient per acre per season including at plant plus foliar applications of other bifenthrin products (such as Brigade 2EC)
- For sweet corn Do not apply more than 0.2 pound active ingredient per acre total per season including pre-plant and foliar applications of other bifenthrin products (such as Brigade 2EC)

This use is not permitted in California unless allowed by an approved supplemental label

**(21) CORN (PRE & PPI)\***

Field Corn (Grain and Silage) Popcorn Field Corn Grown for Seed Sweet Corn Sweet Corn Grown for Seed

When applied as directed Capture LFR will provide control of the following pests listed in the table below. For PPI treatments the 4.5-3 fluid oz/A rate must be used. Capture LFR can be tank mixed and applied with PPI herbicides. Incorporation of Capture should not be any deeper than the intended planting depth and no deeper than 3 inches. Incorporation depth should be close to the intended seed planting depth.

For PRE treatments the 3.4 fluid oz/A rate may be applied and can be tank mixed and applied with PRE herbicides.

10/20

PEST	USE RATES	
	Fluid oz/acre	Pound ai/acre
Black Cutworm Grape colapsis White Grub Wireworm Seedcorn Maggot Armyworm spp	4 to 5.3 Pre Plant Incorporated (PPI)	0.047 to 0.062 Pre Plant Incorporated (PPI)
Black Cutworm Armyworm spp Stalkborer	3.4 Pre Emergence (PRE)	0.04 Pre Emergence (PRE)

**Restrictions**

For field corn Do not apply more than 0.3 pound active ingredient per acre total per season including pre ppi at plant and foliar applications of other bifenthrin products (such as Brigade 2EC)  
 For sweet corn Do not apply more than 0.2 pound active ingredient per acre total per season including pre ppi at plant and foliar applications of other bifenthrin products (such as Brigade 2EC)

This use is not permitted in California unless allowed by an approved supplemental label

**(22) CUCURBITS\***

Chayote (fruit) Chinese waxgourd (Chinese preserving melon) Citron melon Cucumber Gherkin Gourd edible *Lagenaria* spp (includes hyotan cucuzza) *Luffa* spp (includes hechima Chinese okra) *Momordica* spp (includes balsam apple balsam pear bitter melon Chinese cucumber) Muskmelon (hybrids and/or cultivars of *Cucumis melo*) (includes true cantaloupe cantaloupe casaba crenshaw melon golden pershaw melon honeydew melon honey balls mango melon Persian melon pineapple melon Santa Claus melon and snake melon) Pumpkin (*Cucurbita* spp) Squash summer (includes crookneck squash scallop squash straightneck squash vegetable marrow zucchini) Squash winter (includes butternut squash calabaza hubbard squash (*C. mixta* *C. pepo*) includes acorn squash spaghetti squash) Watermelon (includes hybrids and/or varieties of *Citrullus* spp)


When applied as directed Capture LFR will provide control of the following pests listed in the table below To control rootworm larvae apply as a 5 to 7 inch band over an open furrow (T band) or in furrow with the seed  
 To control wireworm grubs and flea beetle larvae apply as a 5 to 7 inch band over an open furrow (T band) or in furrow with the seed or transplant  
 To control army cutworm cutworm spp true armyworm and armyworm spp apply as a 5 to 7 inch band over the row on the soil surface a 5 to 7 inch band over the open furrow (T band) in furrow with the seed broadcast to the soil surface or banded over the row

PEST	USE RATES		
	Fluid oz/acre	Fluid oz/1000 Linear ft	Pound ai/acre
Cucumber beetle larvae	6.8 - 8.5	0.39 - 0.49	0.08 - 0.1
Wireworm Grubs Flea beetle larvae	3.4 - 6.8	0.2 - 0.39	0.04 - 0.08
Army cutworm Cutworm spp True armyworm Armyworm spp	3.4 - 6.8	0.2 - 0.39	0.04 - 0.08

**Restrictions**

Do not apply more than 0.1 pound active ingredient per acre per season as an at plant application  
 Do not apply more than 0.3 pound active ingredient per acre per season including at plant plus foliar applications of other bifenthrin products (such as Brigade 2EC)

\* This use is not permitted in California unless allowed by an approved supplemental label



**(23) DRIED BEANS AND PEAS\***

Dried cultivars of Bean (Lupinus) Bean (Phaseolus) Field bean Kidney bean Lima bean (dry) Navy bean Pinto bean Tepary bean Bean (Vigna) Adzuki bean Blackeyed pea Catjang Cowpea Crowder pea Moth bean Mung bean Rice bean Southern pea Urd bean Broad bean (dry) Chickpea Guar Lablab bean Lentil Pea (Pisum) Field pea Pigeon pea

When applied as directed Capture LFR will provide control of the following pests listed in the table below Apply as a 5 to 7 inch band over the row on the soil surface 5 to 7 inch band (T band) over an open furrow or in furrow with the seed Apply broadcast to the soil surface for control of Army cutworm Cutworm spp True armyworm or Armyworm spp

PEST	USE RATES		
	Fluid oz/acre	Fluid oz/1000 Linear ft	Pound ai/acre
Corn rootworm larvae	6.8 - 8.5	0.39 - 0.49	0.08 - 0.1
Grape colapsis Wireworm Grubs Root maggot	3.4 - 6.8	0.2 - 0.39	0.04 - 0.08
Army cutworm Cutworm spp True armyworm Armyworm spp	3.4 - 6.8	0.2 - 0.39	0.04 - 0.08

**Restrictions**

Do not apply more than 0.1 pound active ingredient per acre per season as an at plant application  
Do not apply more than 0.2 lb active ingredient (17.0 ounces formulated) to peas or 0.3 active ingredient (25.5 ounces formulated) to beans per acre per season including at plant plus foliar applications of other bifenthrin products (such as Brigade 2EC)

This use is not permitted in California unless allowed by an approved supplemental label

**(24) EGGPLANT\***


When applied as directed Capture LFR will provide control of the following pests listed in the table below Apply as a 5 to 7 inch band over the row on the soil surface a 5 to 7 inch band over the open furrow (T band) or in furrow with the seed Apply broadcast to the soil surface for control of Army Cutworm Cutworm Species True Armyworm or Armyworm species

PEST	USE RATES		
	Fluid oz/acre	Fluid oz/1000 Linear ft	Pound ai/acre
Rootworm larvae	6.8 - 8.5	0.39 - 0.49	0.08 - 0.1
Wireworm Grubs Root maggot	3.4 - 6.8	0.2 - 0.39	0.04 - 0.08
Army cutworm Cutworm spp True armyworm Armyworm spp	3.4 - 6.8	0.2 - 0.39	0.04 - 0.08

**Restrictions**

Do not apply more than 0.1 pound active ingredient per acre per season as an at plant application  
Do not apply more than 0.2 pound active ingredient per acre per season including at plant plus foliar applications of other bifenthrin products (such as Brigade 2EC)

This use is not permitted in California unless allowed by an approved supplemental label



12/20

**(25) HEAD LETTUCE\***

When applied as directed Capture LFR will provide control of the following pests listed in the table below Apply as a 5 to 7 inch band over the row on the soil surface a 5 to 7 inch band over the open furrow (T band) or in furrow with the seed Apply broadcast to the soil surface for control of Army cutworm Cutworm spp True armyworm armyworm spp or bulb mites

PEST	USE RATES		
	Fluid oz/acre	Fluid oz/1000 Linear ft	Pound ai/acre
Rootworm larvae	6.8 - 8.5	0.39 - 0.49	0.08 - 0.1
Wireworm Grubs Root maggot Lettuce root aphid	3.4 - 6.8	0.2 - 0.39	0.04 - 0.08
Army cutworm Cutworm spp True armyworm Armyworm spp Bulb mites	3.4 - 6.8	0.2 - 0.39	0.04 - 0.08

**Restrictions**

Do not apply more than 0.1 pound active ingredient per acre per season as an at plant application  
 Do not apply more than 0.5 pound active ingredient per acre per season including at plant plus foliar applications of other bifenthrin products (such as Brigade 2EC)  
 This use is not permitted in California unless allowed by an approved supplemental label

**(26) LEAFY BRASSICAS\*, TURNIP GREENS\***


Broccoli Raab Bok Choy Collards Kale Mizuna Mustard Greens Mustard Spinach Rape Greens Turnip Greens

When applied as directed Capture LFR will provide control of the following pests listed in the table below Apply as a 5 to 7 inch band over the row on the soil surface a 5 to 7 inch band over the open furrow (T band) or in furrow with the seed Apply broadcast over the soil surface for control of Army cutworm Cutworm spp True armyworm or armyworm spp

PEST	USE RATES		
	Fluid oz/acre	Fluid oz/1000 Linear ft	Pound ai/acre
Rootworm larvae	6.8 - 8.5	0.39 - 0.49	0.08 - 0.1
Wireworm Grubs Root maggot Lettuce root aphid	3.4 - 6.8	0.2 - 0.39	0.04 - 0.08
Army cutworm Cutworm spp True armyworm Armyworm spp	3.4 - 6.8	0.2 - 0.39	0.04 - 0.08

**Restrictions**

Do not apply more than 0.1 pound active ingredient per acre per season as an at plant application  
 Do not apply more than 0.4 pound active ingredient per acre per season including at plant plus foliar applications of other bifenthrin products (such as Brigade 2EC)  
 \* This use is not permitted in California unless allowed by an approved supplemental label



**(27) LEAFY PETIOLE VEGETABLES (FOLIAR)**

Celery, Cardoon, Chinese celery, Celtuce, Florence fennel, Rhubarb, Swiss chard

When applied as directed, Capture LFR will provide control of the following pests listed in the table below. Apply in a minimum of 2 gallons of finished spray per acre by air or in a minimum of 10 gallons of finished spray per acre with ground equipment. When applying by air, 1 to 2 quarts of emulsified oil may be substituted for 1 to 2 quarts of water in the finished spray. Thorough coverage is essential to achieve control.

PEST	USE RATES	
	Fluid oz/acre	Pound ai/acre
Cutworms Corn Earworm Tobacco Budworm Saltmarsh Caterpillar Leafhoppers Flea Beetles Imported Cabbageworm Cucumber Beetles Aphids Whitefly Armyworms Loopers Stink Bugs Crickets Ground Beetles Thrips Wireworm (adults) Diamondback Moth	3.4 - 8.5	0.04 - 0.1
Banks Grass Mite Twospotted Spider Mite Carmine Mite Pacific Spider Mite Lygus Spp.	6.8 - 8.5	0.08 - 0.1

**Restrictions:**

Do not apply more than 0.5 lb. active ingredient per acre per season.  
Do not make applications less than 7 days apart.  
Do not apply within 7 days of harvest.

**(28) OKRA \***


When applied as directed, Capture LFR will provide control of the following pests listed in the table below. Apply as a 5 to 7 inch band over the row on the soil surface, a 5 to 7 inch band over the open furrow (T-band), in-furrow with the seed, or broadcast to the soil surface.

PEST	USE RATES		
	Fluid oz/acre	Fluid oz/1000 Linear ft.	Pound ai/acre
Wireworm Armyworm Cutworm Flea beetle larvae	3.4 - 6.8	0.2 - 0.39	0.04 - 0.08

**Restrictions:**

Do not apply more than 0.1 pound active ingredient per acre per season as an at-plant application.  
Do not apply more than 0.2 pound active ingredient per acre per season including at-plant plus foliar applications of other bifenthrin products (such as Brigade 2EC).

\* This use is not permitted in California unless allowed by an approved supplemental label.



10/20

**(29) PEPPERS (BELL and NON-BELL)\***

When applied as directed Capture LFR will provide control of the following pests listed in the table below Apply as a 5 to 7 inch band over the row on the soil surface a 5 to 7 inch band over the open furrow (T band) or in furrow with the seed Apply broadcast over the soil surface for control of Army cutworm Cutworm spp True armyworm Armyworm spp or Stalk borer

PEST	USE RATES		
	Fluid oz/acre	Fluid oz/1000 Linear ft	Pound ai/acre
Rootworm larvae	6.8 - 8.5	0.39 - 0.49	0.08 - 0.1
Wireworm Grubs Root maggot Flea beetle larvae Pepper maggot Root aphid	3.4 - 6.8	0.2 - 0.39	0.04 - 0.08
Army cutworm Cutworm spp True armyworm Armyworm spp Stalk borer	3.4 - 6.8	0.2 - 0.39	0.04 - 0.08

**Restrictions**

Do not apply more than 0.1 pound active ingredient per acre per season as an at plant application  
 Do not apply more than 0.2 pound active ingredient per acre per season including at plant plus foliar applications of other bifenthrin products (such as Brigade 2EC)  
 \* This use is not permitted in California unless allowed by an approved supplemental label

**(30) SOD FARMS (FOLIAR)\***

When applied as directed Capture LFR will provide control of the following pests listed in the table below Apply as a broadcast treatment Use higher volumes up to 10 gallons of carrier per 1000 square feet to get uniform coverage when treating dense grass foliage  
 Irrigation to treated area within a few hours following application can improve efficacy to sub surface pests including mole crickets  
 The application rates listed in the following table will provide excellent control of the respective pests under typical conditions However at the discretion of the applicator Capture LFR may be applied at up to 0.4 fluid oz per 1000 square feet to control each of the pests listed in this table The higher application rates should be used when maximum residual control is desired or heavy pest populations occur

PEST	Fluid oz/acre	Fluid oz/1000 sq ft
Armyworms <sub>1</sub> Cutworms <sub>1</sub> Sod Webworm <sub>1</sub>	2.8 - 4.35	0.066 - 0.1
Annual Bluegrass Weevil (Hyperodes) (Adult) <sub>2</sub> Banks Grass Mites <sub>3</sub> Billbugs (Adult) <sub>3</sub> Black Turfgrass Ataenius (Adult) <sub>4</sub> Crickets Earwigs Fleas (Adult) Grasshoppers Mealybugs Mites <sub>5</sub>	4.35 - 8.7	0.1 - 0.2
Ants Chinch Bugs <sub>5</sub> Fleas (Larvae) <sub>7</sub> Imported Fire Ants <sub>8</sub>	8.7 - 17.42	0.2 - 0.4

Handwritten notes and symbols on the right side of the page, including several rows of small circles and arrows, possibly representing a field layout or pest distribution.

Japanese Beetle (Adult)		
Mole Cricket (Adult) <sup>9</sup>		
Mole Cricket (Nymph) <sup>10</sup>		
Ticks <sup>11</sup>		

In New York State this product may NOT be applied to any grass or turf area within 100 feet of a water body (lake pond river stream wetland or drainage ditch)  
 In New York State do make a single repeat application of this product if there are signs of renewed insect activity but not sooner than two weeks after the first application

**Comments**

<sup>1</sup>**Armyworms Cutworms and Sod Webworms** To ensure optimum control delay watering (irrigation) or mowing for 24 hours after application If the grass area is being maintained at a mowing height of greater than 1 inch then higher application rates (up to 0.4 fluid oz per 1000 square feet) may be required during periods of high pest pressure

<sup>2</sup>**Annual Bluegrass Weevil (*Hyperodes*) adults** Applications should be timed to control adult weevils as they leave their overwintering sites and move into grass areas This movement generally begins when *Forsythia* is in full bloom and concludes when flowering dogwood (*Cornus florida*) is in full bloom Consult your State Cooperative Extension Service for more specific information regarding application timing

<sup>3</sup>**Billbug adults** Applications should be made when adult billbugs are first observed during April and May Degree day models have been developed to optimize application timing Consult your State Cooperative Extension Service for information specific to your region In temperate regions spring applications targeting billbug adults will also provide control of overwintered chinch bugs

<sup>4</sup>**Black Turfgrass Ataenius adults** Applications should be made during May and July to control the first and second generation of black turfgrass ataenius adults respectively The May application should be timed to coincide with the full bloom stage of Vanhoutte spiraea (*Spiraea vanhouttei*) and horse chestnut (*Aesculus hippocastanum*) The July application should be timed to coincide with the blooming of Rose of Sharon (*Hibiscus syriacus*)

<sup>5</sup>**Chinch Bugs** Chinch Bugs infest the base of grass plants and are often found in the thatch layer Irrigation of the grass area before treatment will optimize the penetration of the insecticide to the area where the chinch bugs are located Use higher volume applications if the thatch layer is excessive or if a relatively long mowing height is being maintained Chinch Bugs can be one of the most difficult pests to control in grasses and the higher application rates (up to 0.4 fluid oz per 1000 square feet) may be required to control populations that contain both nymphs and adults during the middle of the summer

<sup>6</sup>**Mites** To ensure optimal control of eriophyid mites apply in combination with the labeled application rate of a surfactant A second application five to seven days after the first may be necessary to achieve acceptable control

<sup>7</sup>**Flea larvae** Flea larvae develop in the soil of shaded areas that are accessible to pets or other animals Use a higher volume application when treating these areas to ensure penetration of the insecticide into the soil Note if the lawn area is being treated with this product at 0.1 fluid oz per 1000 square feet for adult flea control then the larval application rate may be achieved by increasing the application volume two to four fold

<sup>8</sup>**Imported Fire Ants** Control will be optimized by combining broadcast applications that will control foraging workers and newly mated fly in queens with mound drenches that will control existing colonies If the soil is not moist then it is important to irrigate before application or use a high volume application Broadcast treatments should apply 0.4 fluid oz per 1000 square feet Mounds should be treated by diluting 0.05 fluid oz of Capture LFR per gallon of water and applying 1 to 2 gallons of finished spray per mound The mounds should be treated with sufficient force to break their apex and allow the insecticide solution to flow into the ant tunnels A four foot diameter circle around the mound should also be treated For best results apply in cool weather (65 - 80 F) or in early morning or late evening hours

<sup>9</sup>**Mole Cricket adults** Achieving acceptable control of adult mole crickets is difficult because preferred grass areas are subject to continuous invasion during the early spring by this extremely active stage Applications should be made as late in the day as possible and should be watered in with up to 0.5 inches of water immediately after treatment If the soil is not moist then it is important to irrigate before application to bring the mole crickets closer to the soil surface where contact with the insecticide will be maximized Grass areas that receive pressure from adult mole crickets should be treated at peak egg hatch to ensure optimum control of subsequent nymph populations (see below)

<sup>10</sup>**Mole Cricket nymphs** Grass areas that received intense adult mole cricket pressure in the spring should be treated immediately prior to peak egg hatch Optimal control is achieved at this time because young nymphs are more susceptible to insecticides and they are located near the soil surface where the insecticide is most concentrated Control of larger more damaging nymphs later in the year may require both higher application rates and more frequent applications to maintain acceptable control Applications should be made as late in the day as possible and should be watered in with up to 0.5 inches of water immediately after treatment If the soil is not moist then it is important to irrigate before application to bring the mole crickets closer to the soil surface where contact with the insecticide will be maximized

<sup>11</sup>**Ticks (Including ticks that may transmit Lyme Disease and Rocky Mountain Spotted fever)** Do not make spot applications Treat the entire area where exposure to ticks may occur Use higher spray volumes when treating areas with dense ground cover or heavy leaf litter Ticks may be reintroduced from surrounding areas on host animals Retreatment may be necessary to achieve and/or maintain control during periods of high pest pressure Repeat application is necessary only if there are signs of renewed activity Repeat application must be limited to no more than once per seven days

**Deer ticks (*Ixodes sp*)** have a complicated life cycle that ranges over a two year period and involves four life stages Applications should be made in the late fall and/or early spring to control adult ticks that are usually located on brush grass above the soil surface and in mid to late spring to control larvae and nymphs that reside in the soil and leaf litter

•••••  
 •••••  
 •••••  
 •••••

American dog ticks may be a considerable nuisance in suburban settings particularly where homes are built on land that was previously field or forest These ticks commonly congregate along paths or roadways where humans are likely to be encountered Applications should be made as necessary from mid spring to early fall to control American dog tick larvae nymphs and adults

This use is not permitted in California unless allowed by an approved supplemental label

**(31) SOYBEANS**

When applied as directed Capture LFR will provide control of the following pests listed in the table below Apply as a 5 to 7 inch band over the row on the soil surface a 5 to 7 inch band over the open furrow (T band) or in furrow with the seed Apply broadcast over the soil surface for control of Army cutworm Cutworm spp True armyworm or Armyworm spp

PEST	USE RATES		
	Fluid oz/acre	Fluid oz/1000 Linear ft	Pound ai/acre
Rootworm larvae	6.8 - 8.5	0.39 - 0.49	0.08 - 0.1
Wireworm Grape colapsis Grubs Root maggot Seedcorn maggot	3.4 - 6.8	0.2 - 0.39	0.04 - 0.08
Army cutworm Cutworm spp True armyworm Armyworm spp	3.4 - 6.8	0.2 - 0.39	0.04 - 0.08

**Restrictions**

Do not apply more than 0.1 pound active ingredient per acre per season as an at plant application  
 Do not apply more than 0.2 pound active ingredient per acre per season including at plant plus foliar applications of other bifenthrin products (such as Brigade 2EC)  
 \* This use is not permitted in California unless allowed by an approved supplemental label

**(31.1) SOYBEAN (PPI & PRE)\***


For PPI treatments the 4.5 - 5.3 fluid oz/A rate must be used Capture LFR can be tank mixed and applied with PPI herbicides Incorporation of Capture should not be any deeper than the intended planting depth and no deeper than 3 inches Incorporation depth should be close to the intended seed planting depth

For PRE treatments the 3.4 fluid oz/A rate may be applied and can be tank mixed and applied with PRE herbicides

PEST	USE RATES	
	Fluid oz/acre	Pound ai/acre
Black Cutworm White Grub Wireworm Seedcorn Maggot Armyworm spp	4 to 5.3 Pre Plant Incorporated (PPI)	0.047 to 0.062 Pre Plant Incorporated (PPI)
Black Cutworm Armyworm spp Stalkborer	3.4 Pre Emergence (PRE)	0.04 Pre Emergence (PRE)

**Restrictions**

Do not apply more than 0.1 pound active ingredient per acre per season as PPI or PRE application  
 Do not apply more than 0.2 pound active ingredient per acre per season including at plant plus foliar applications of other bifenthrin products (such as Brigade 2EC)  
 This use is not permitted in California unless allowed by an approved supplemental label





**(32) SPINACH\***

Apply as a 5 to 7 inch band over the row on the soil surface a 5 to 7 inch band over the open furrow (T band) or in furrow with the seed Apply broadcast to the soil surface for control of Army cutworm Cutworm spp True armyworm or Armyworm spp

PEST	USE RATES		
	Fluid oz/acre	Fluid oz/1000 Linear ft	Pound ai/acre
Rootworm larvae	6.8 - 8.5	0.39 - 0.49	0.08 - 0.1
Wireworm Grubs Root maggot Seedcorn maggot	3.4 - 6.8	0.2 - 0.39	0.04 - 0.08
Army cutworm Cutworm spp True armyworm Armyworm spp	3.4 - 6.8	0.2 - 0.39	0.04 - 0.08

**Restrictions**

Do not apply more than 0.1 pound active ingredient per acre per season as an at plant application  
Do not apply more than 0.4 pound active ingredient per acre per season including at plant plus foliar applications of other bifenthrin products (such as Brigade 2EC)

\* This use is not permitted in California unless allowed by an approved supplemental label

**(33) SUCCULENT PEAS AND BEANS\***

Pea (Pisum spp) Dwarf pea Edible pod pea English pea Garden pea Green pea Snow pea Sugar snap pea Pigeon pea Bean (Phaseolus spp) Broadbean (succulent) Lima bean (green) Runner bean Snap bean Wax bean Bean Vigna spp) Asparagus bean Blackeyed pea Chinese longbean Cowpea Moth bean Southern pea Yardlong bean Jackbean Soybean (immature seed) Sword bean


When applied as directed Capture LFR will provide control of the following pests listed in the table below Apply as a 5 to 7 inch band over the row on the soil surface a 5 to 7 inch band over the open furrow (T band) or in furrow with the seed Apply broadcast over the soil surface for control of Army cutworm Cutworm spp True armyworm or Armyworm spp

PEST	USE RATES		
	Fluid oz/acre	Fluid oz/1000 Linear ft	Pound ai/acre
Rootworm larvae	6.8 - 8.5	0.39 - 0.49	0.08 - 0.1
Wireworm Grape colapsis Grubs Root maggot Seedcorn maggot	3.4 - 6.8	0.2 - 0.39	0.04 - 0.08
Army cutworm Cutworm spp True armyworm Armyworm spp	3.4 - 6.8	0.2 - 0.39	0.04 - 0.08

**Restrictions**

Do not apply more than 0.1 pound active ingredient per acre per season as an at plant application  
Do not apply more than 0.2 pound active ingredient per acre per season including at plant plus foliar applications of other bifenthrin products (such as Brigade 2EC)

\* This use is not permitted in California unless allowed by an approved supplemental label



18/20

**(34) TOBACCO (PRE-TRANSPLANT and AT-TRANSPLANT)\***

When applied as directed Capture LFR will provide control of the following pests listed in the table below

**Pre transplant soil applications**

Use of suitable equipment to incorporate into top 4 of the soil is required to control below ground pests

**At transplant water treatment application**

Apply 0.0625 to 0.1 pound ai/A in a water treatment application volume of 10 to 200 gal/A

PEST	USE RATES		
	Fluid oz/acre	Fluid oz/1000 Linear ft	Pound ai/acre
Cutworm spp Flea beetle larvae White grubs Wireworm Mole cricket Armyworm spp Stalkborer	3.4 – 8.5	0.2 – 0.49	0.04 – 0.1

**Restrictions**

Do not apply more than 0.2 pound active ingredient per acre per season

Do not apply later than layby

May be tank mixed with Command Spartan and other herbicides approved for tobacco use

This use is not permitted in California unless allowed by an approved supplemental label

**(35) TOBACCO (FOLIAR)\*\***

When applied as directed Capture LFR will provide control of the following pests listed in the table below. Apply 0.04 to 0.10 lb ai/A per foliar application up to and including layby in a minimum of 10 gal/A. Do not make more than 2 foliar applications per season

PEST	USE RATES	
	Fluid oz/acre	Pound ai/acre
Aphid spp Armyworm spp Chinch Bugs Cutworm spp Flea Beetle (Adults) Grasshoppers Green Bugs Japanese Beetles Stink Bugs Thrips Whiteflies Tarnished plant bugs	3.4 – 8.5	0.04 – 0.1
Hornworm Tobacco Budworm	6.8 – 8.5	0.08 – 0.1
Spider mites Lygus spp	8.5	0.1

**Restrictions**

Do not make more than 2 foliar applications per season


Do not apply more than 0.2 pounds active ingredient per acre per season

Do not apply later than layby

May be tank mixed with Command Spartan and other herbicides approved for tobacco use

See resistance statement under Directions for Use section

\* This use is not permitted in California unless allowed by an approved supplemental label



**(36) TOMATOES\***

When applied as directed Capture LFR will provide control of the following pests listed in the table below Apply as a 5 to 7 inch band over the row on the soil surface a 5 to 7 inch band over the open furrow (T band) or in furrow with the seed Apply broadcast to the soil surface for control of Army cutworm Cutworm spp True armyworm Armyworm spp or Stalkborer

PEST	USE RATES		
	Fluid oz/acre	Fluid oz/1000 Linear ft	Pound ai/acre
Rootworm larvae	6.8 - 8.5	0.39 - 0.49	0.08 - 0.1
Wireworm Grubs Root maggot Flea beetle larvae	3.4 - 6.8	0.2 - 0.39	0.04 - 0.08
Army cutworm Cutworm spp True armyworm Armyworm spp Stalkborer	3.4 - 6.8	0.2 - 0.39	0.04 - 0.08

**Restrictions**

Do not apply more than 0.1 pound active ingredient per acre per season as an at plant application  
 Do not apply more than 0.32 pound active ingredient per acre per season including at plant plus foliar applications of other bifenthrin products (such as Brigade 2EC)  
 This use is not permitted in California unless allowed by an approved supplemental label

**(37) TUBEROUS AND CORM VEGETABLES (AT-PLANT)\***


Potato Sweet potato Arracacha Arrowroot Chinese artichoke Jerusalem artichoke Edible canna Cassava (bitter and sweet) Chayote (root) Chufa Dasheen (taro) Ginger Leren Tanier Turner Yam bean True yam

When applied as directed Capture LFR will provide control of the pests listed in the table below Capture LFR may be applied as a soil incorporated broadcast directed bed spray or a T band spray into the planting furrow for the control of wireworms rootworms sweet potato flea beetle and white grubs Apply Capture LFR at the rate of 0.15 to 0.3 pounds active ingredient (12.75 to 25.5 fluid ounces formulated) per acre in a minimum of 10 gallons per acre of spray

PEST	USE RATES	
	Fluid oz/acre	Pound ai/acre
Wireworms Grape colapsis White grub Sweet potato flea beetle Rootworms	12.75 - 25.5	0.15 - 0.3

**Restrictions**

Do not apply more than 0.3 pound active ingredient per acre per season as an at plant application  
 Do not apply more than 0.5 pound active ingredient per acre per season including at plant plus foliar applications of other bifenthrin products (such as Brigade 2EC)  
 This use is not permitted in California unless allowed by an approved supplemental label



**(38) TUBEROUS AND CORM VEGETABLES (LAY-BY)\***

Potato Sweet potato Arracacha Arrowroot Chinese artichoke Jerusalem artichoke Edible canna Cassava (bitter and sweet) Chayote (root) Chufa Dasheen (taro) Ginger Leren Tanier Turner Yam bean True yam

When applied as directed Capture LFR will provide control of the following pests listed in the table below Capture LFR may be applied as one or more soil directed and incorporated treatments at cultivation or lay by for the control of wireworms rootworms and white grubs Apply Capture LFR to the drill area and incorporate by cultivation equipment set to throw soil towards the drill area Apply Capture LFR at a rate of 0.15 to 0.3 pound active ingredient (12.75 to 25.5 fluid ounces formulated) per acre in a minimum of 10 gallons per acre of spray

PEST	USE RATES	
	Fluid oz/acre	Pound ai/acre
Wireworms	12.75 - 25.5	0.15 - 0.3
Grape colapsis		
White grub		
Rootworms		

**Restrictions**

Do not apply more than 0.5 pound active ingredient per acre per season including soil plus foliar applications of other bifenthrin products (such as Brigade 2EC)

This use is not permitted in California unless allowed by an approved supplemental label

**(39) LABEL TRACKING INFORMATION**

Label Code  
EPA Approval Date

FMC Corporation  
Agricultural Products Group  
1735 Market Street  
Philadelphia, PA 19103

Capture LFR and FMC Trademarks of FMC Corporation

© 2011 FMC Corporation All rights reserved

