

279-3240

03/30/2009

1/19



UNITED STATES ENVIRONMENTAL PROTECTION AGENCY
WASHINGTON, D.C. 20460

OFFICE OF
PREVENTION, PESTICIDES AND
TOXIC SUBSTANCES

Mr. Christopher Davis
Product Registration
FMC Corporation
1735 Market Street
Philadelphia, PA 19103

MAR 30 2009

SUBJECT: Application for Pesticide Notification (PRN 98-10)
Request Alternate Brand Names "Ortho Bug-B-Gone Max Insect Killer Granules
for Lawns" Ortho Max Insect Killer Granules for Lawns" Ortho Home Defense
Max Insect Killer Granules" and Directions for Use and Marketing Claims
EPA Reg. No. 279-3240
Application Dated March 6, 2009

Dear Registrant:

The Agency is in receipt of your Application for Pesticide Notification under Pesticide
Registration Notice (PRN) 98-10 dated 3/06/09 for the above product. The Registration
Division (RD) has conducted a review of this request for its applicability under PRN 98-10 and
finds that the action(s) requested fall within the scope of PRN 98-10. The label submitted with
the application has been stamped "Notification" and will be placed in our records.

If you have any questions, please call me directly at 703-305-6249 or Owen F. Beeder of
my staff at 703-308-8899.

Sincerely,

Linda Arrington
Notifications & Minor Formulations Team Leader
Registration Division (7505P)
Office of Pesticide Programs



United States
Environmental Protection Agency
 Washington, DC 20460

Registration
 Amendment
 Other

OPP Identifier Number

Application for Pesticide - Section I

1. Company/Product Number 279-3240	2. EPA Product Manager Gebken	3. Proposed Classification <input type="checkbox"/> None <input checked="" type="checkbox"/> Restricted
4. Company/Product (Name) Lawn Insect Control	PM# 13	
5. Name and Address of Applicant (Include ZIP Code) FMC Corporation 1735 Market Street Philadelphia, PA 19103 <input type="checkbox"/> Check if this is a new address	6. Expedited Review. In accordance with FIFRA Section 3(c)(3)(b)(i), my product is similar or identical in composition and labeling to: EPA Reg. No. _____ Product Name _____	

NOTIFICATION
 MAR 30 2009

Section - II

<input type="checkbox"/> Amendment - Explain below.	<input type="checkbox"/> Final printed labels in response to Agency letter dated _____
<input type="checkbox"/> Resubmission in response to Agency letter dated _____	<input type="checkbox"/> "Me Too" Application.
<input checked="" type="checkbox"/> Notification - Explain below.	<input type="checkbox"/> Other - Explain below.

Explanation: Use additional page(s) if necessary. (For section I and Section II.)

Added alternate brand names and a number of statements clarifying the use directions. Added several new marketing claims consistent with label directions. Revised the ingredient statement to replace "Inert" with "Other" ingredients on the front panel

Section - III

1. Material This Product Will Be Packaged In:				2. Type of Container	
Child-Resistant Packaging <input type="checkbox"/> Yes <input type="checkbox"/> No	Unit Packaging <input type="checkbox"/> Yes <input type="checkbox"/> No	Water Soluble Packaging <input type="checkbox"/> Yes <input type="checkbox"/> No	If "Yes" Unit Packaging wgt. No. per container		<input type="checkbox"/> Metal <input type="checkbox"/> Plastic <input type="checkbox"/> Glass <input type="checkbox"/> Paper <input type="checkbox"/> Other (Specify) _____
* Certification must be submitted		If "Yes" Package wgt	No. per container		
3. Location of Net Contents Information <input type="checkbox"/> Label <input type="checkbox"/> Container		4. Size(s) Retail Container		5. Location of Label Directions <input type="checkbox"/>	
3. Manner in Which Label is Affixed to Product <input type="checkbox"/> Lithograph Paper glued <input type="checkbox"/> Stenciled			<input type="checkbox"/> Other _____		

Section - IV

1. Contact Point (Complete items directly below for identification of individual to be contacted, if necessary, to process this application.)		
Name Christopher Davis	Title Registration Manager	Telephone No. (Include Area Code) 215-299-6334
Certification I certify that the statements I have made on this form and all attachments thereto are true, accurate and complete. I acknowledge that any knowingly false or misleading statement may be punishable by fine or imprisonment both under applicable law.		6. Date Application Received (Stamped)
1. Signature 	3. Title Registration Manager	
2. Typed Name Christopher Davis	5. Date 3-6-09	

FMC Agricultural Products

FMC Corporation
1735 Market Street
Philadelphia, PA 19103
215.299.6000 Phone
215.299.6468 Fax
www.fmc.com

3/13

March 6, 2009

Mr. Richard Gebken (PM-13)
United States Environmental Protection Agency
Office of Pesticide Programs
Registration Division (H7504P)
Document Processing Desk
Room S-4900, One Potomac Yard
2777 South Crystal Drive
Arlington, VA 22202

Dear Mr. Gebken:

Subject: **Lawn Insect Control**
EPA Reg. No. 279-3240
Notification per PR Notice 98-10

FMC is interested in revising labeling for the subject product. FMC believes that the changes are in full compliance with PR Notice 98-10, Section II Labeling Notifications; part A Brand Names; PR Notice 98-10, Section II Labeling Notifications; part N Other Revisions; and Notice 97-6, Use of Term 'Inert' in the Label Ingredients Statement.

Specifically, we have made the following changes:


- 1) Add alternate brand names
- 2) Add a number of statements, clarifying the use directions
- 3) Add several new marketing claims consistent with label directions
- 4) Revised the ingredient statement to replace "Inert" with "Other" Ingredients on the front panel

To support this notification, enclosed please find the following:


- Application for Pesticide (EPA Form 8570-1).
- PR Notice 98-10 Certification Statement.
- One Talstar 0.086 Lawn Granular Termiticide/Insecticide revised label, and one with changes highlighted in red (1 copy each).
- Completed Certification with Respect to Label Integrity Form
- A compact disk containing the label as amended

If you have any questions, please feel free to contact me at (215) 299-6334 or by e-mail at chris_davis@fmc.com.

Sincerely,



Christopher Davis
Registration Manager
APG Specialty Products Business



5/9

Lawn Insect Control
Master Label
EPA Reg. No. 279-3240


Alternate Brand Names:

Ortho® Bug-B-Gon® Max® Insect Killer Granules for Lawns

Ortho® Max® Insect Killer Granules for Lawns

Ortho® Home Defense Max® Insect Killer Granules

- Insect Control with Bifenthrin
- Treats the average 1,800 sq ft home up to 3 times
- Treats the average 2,000 sq ft 2-story home over 2 times! (2.5 lb size)
- Treats the average 2,000 sq ft 2-story home 1 time! (1 lb size)
- Insect Control with Talstar
- Insect Protection
- Lawn Insect Protection
- Treats 5000 Square Feet for insect control
- Kills Listed Insects, Fleas & Ticks
- Ortho's patented technology
- Treats (up to) 5,000 Square feet for insect control
- Specially formulated for lawns
- Protects against listed damaging insects
- Low odor formula
- Fast Acting against listed insects, spiders and ticks
- Easy-to-use granules
- Ready-to-spread granules
- Easy to apply
- Fire Ant Killer
- Kills fire ants fast
- Kills mole crickets
- Kills many listed outdoor pests in lawns and around homes
- Broad spectrum
- Multi-Purpose Insect killer
- Kills pests by contact
- Not harmful to lawn grasses
- Kills listed insects that cause your lawn to thin and turn brown
- Kills listed lawn-damaging insects that cause your lawn to thin and turn brown
- Kills fleas and ticks
- Kills ticks that may transmit Lyme Disease
- Corrects many lawn insect problems (for grub control, use Scotts® GrubEx® Season-Long Grub Killer)
- Controls (corrects) many lawn insect problems
- Apply at first signs of insect damage or activity
- Corrects many lawn insect problems
- Controls chinch bugs, sod webworms (lawn moth), fleas, ticks (including ticks that may transmit Lyme Disease), and other lawn pests listed on the back
- A 10 lb bag treats up to 10,000 sq.ft.
- Treats up to 10,000 sq.ft. —(100%/twice more than 5,000 sq.ft. bags) (for a 10 lb bag)
- 2 X More Coverage* - *vs. Standard 5,000 sq. ft. Bags. (*vs. 10,000 sq. ft. bags)
- Treats up to 20,000 sq.ft. —(100%/twice more than 10,000 sq.ft. bags) (for a 20lb bag)
- Kills [above and/& below the [lawn] surface
- Kills insects in/and under the lawn
- Kills (controls) 100+ insects



5/5

- Kills (controls) over 100 insects
- Long-lasting
- One application keeps killing lawn bugs for an entire season* (3 months)
- Kills listed lawn invading insects
- Starts killing (to kill) (lawn bugs) (insects) immediately after watering in or irrigating
- Starts working (to work) immediately after watering in or irrigating
- Kills (controls) European Crane Fly [Larvae]
- Can be used on vegetables (vegetable gardens)
- (One application) Keeps bugs out!
- (One application) Keeps bugs away!
- Outdoor granules
- Controls ants (including carpenter ants and fire ants), chinch bugs, sod webworms (lawn moth), European crane fly [larvae], fleas, ticks (including ticks that may transmit Lyme Disease), mole crickets and many other listed lawn insects (see back).
- Use around home foundation
- Use as an outdoor perimeter treatment
- (One application) Keeps bugs out for up to 3 months!
- (One application) Keeps bugs out all season* (3 months)
- Kills listed lawn-damaging insects, spiders, fleas and ticks. For grub control , apply Scotts® GrubEx® Season-Long Grub Control anytime from late-April to mid-August.
- Effective in killing listed Insects, Spiders, Fleas, and Ticks

• Guaranteed kill or your money back

For Residential Lawn Use Only

(Insert photo/illustration)

Active Ingredient

Bifenthrin	0.115%
Other Inert Ingredients	99.885%

Total.....100.00%

Cis isomers 97% minimum, trans isomers 3% maximum.

Contains peanut by-products

KEEP OUT OF REACH OF CHILDREN

CAUTION

See additional precautionary statements on back of bag.

OR

See (back panel booklet, back panel) for additional precautionary statements.

NET W 10.00 lb / 4.54 kg

Net Wt 1 lb / 0.45 kg

Net Wt 2 lbs / 0.91 kg

Net Wt 2.5 lbs / 1.14 kg

Net Wt 3 lbs / 1.37 kg

Net Wt 20 lbs / 9.14 kg

Net Wt 25 lbs / 11.42 kg

Net Wt X lbs / X kg

[**SATISFACTION GUARANTEED OR YOUR MONEY BACK]

[NOTE TO PM: OPTION A. Directions for Use for the ORTHO Group of The Scotts Company d/b/a The Ortho Group_(Lawn Use Only)]

[Optional text]

ORTHO®

[LAWN INSECT CONTROL [is a high-performance product and] is:]

- [Virtually Odor-free]
- [Fast Acting]
- [Easy-to-Use]
- [Not harmful to grasses]

[Optional Marketing Text]

~~ORTHO® BUG-B-GON® MAX®~~ [LAWN INSECT CONTROL:

- o Starts killing immediately after watering or irrigating!
- o One application keeps killing lawn bugs for an entire season* (3 months)!
- o Kills 100+ insects!

~~Ortho Bug-B-Gon Max~~ [LAWN INSECT CONTROL: works two (2) ways:

- (1) Kills- starts working immediately after watering or irrigating
- (2) *[illustration]*
- (3) Prevents- (one application) provides season long* (3 months) control *[illustration]*

WHERE TO USE

Use ~~Ortho Bug-B-Gon Max~~ [LAWN INSECT CONTROL] on the following areas:

- On Lawns *[Illustration]*
- On Ornamentals and Flowers *[Illustration]*
- Vegetable Gardens *[Illustration]*
- Home Foundations (Perimeter Treatment) *[Illustration]*

DIRECTIONS FOR USE

It is a violation of Federal law to use this product in a manner inconsistent with its labeling.

Do apply when insect activity or damage is first observed in the lawn (lawn thins and turns brown or moths fly from the grass when you mow).

Don't treat just the browned area of lawn. To prevent further damage, treat entire lawn.

Repeat application is necessary only if there are signs of renewed insect activity.

In New York State, this product may NOT be applied to any grass or turf area (lawns) within 100 feet of a water body (lake, pond, river, stream, wetland, or drainage ditch).

In New York State, do make a single repeat application of this product if there are signs of renewed insect activity, but not sooner than two weeks after the first application.

[Optional Placement of Re-entry statement]

People and pets can enjoy the yard (lawn) (area) once product has been watered in and allowed to dry. *(People and Pets icon)*

OR

People and pets may re-enter yard (lawn) (area) after area (it) is watered and allowed to dry. *(People and Pets icon)*

OR

People (children) and pets can enjoy the lawn (yard) (area) after lawn (yard) (area) (it) is watered and dry. *(People and Pets icon)*

OR

People (children) and pets can enjoy the area (yard) (lawn) once watered and dry. *(People and Pets icon)*

OR

People and pets may enter treated area (yard) (lawn) after granules have been watered and area (yard) (lawn) has dried. *(People and Pets icon)*

PRODUCT FACTS	
SURFACE FEEDING LAWN INSECTS	Use LAWN INSECT CONTROL for the control of: Ants (including Carpenter, Red F Pavement, Odorous, Pyramid, Argentine, Pharaoh, Fire Ants and Foraging Fire Ants), Armyworms, Billbugs, Centipedes, Chinch Bugs, Crickets, Cutworms, Earwigs, European Crane Fly [Larvae], Fleas, Grasshoppers, Leaf Hoppers, Mealybugs, Millipedes, Mole Crickets, Sod Webworms (Lawn Moth) Spiders, Ticks (including ticks that may transmit Lyme Disease), and Weevils (including Hyperodes)
HOW TO USE	<p>Insects (listed above)</p> <ul style="list-style-type: none"> • Uniformly apply 1 to 2 pounds over a 1,000 sq. ft. area of lawn using a spreader designed for the application of granular materials. • A 10 pound bag will treat a 5,000 sq. ft. to 10,300 sq. ft. area of lawn. (A 20 pound bag will treat a 10,000 sq. ft. to 20,000 sq. ft. area of lawn. • Best results are obtained if the treated area is thoroughly watered immediately after application. <p><u>For Centipedes, Millipedes, Pavement Ants</u></p> <ul style="list-style-type: none"> • Uniformly apply 4 pounds over a 1,000 sq. ft. area of lawn. Best results are obtained if the treated area is thoroughly watered immediately after application. <p><u>For Mole Crickets</u></p> <ul style="list-style-type: none"> • Uniformly apply 2 to 4 pounds over a 1,000 sq. ft. area of lawn. For best results, treat in late spring and water thoroughly immediately after application. <p><u>For Fire Ant Mounds</u></p> <ul style="list-style-type: none"> • Uniformly apply 1 tablespoon or 3 teaspoons** of granules to the surface of each mound. For best results 1) apply in cool weather, 65 to 80 F, in early morning or late evening hours 2) Avoid disturbing ants 3) treat new mounds as they appear 4) thoroughly water the treated area after application. [Note to PM: When product is labeled for mound treatment – label must state the following: “Season-long residual control applies to broadcast treatments only”]

** food utensils such as tablespoons/teaspoons must not be used for food purposes after use in measuring pesticides.

SPREADER TIPS For best results, Use a Scotts Spreader				
Spreader	Spreader Settings [Cover 5,000 sq. ft.]			Directions
	Pounds of product per 1,000 sq. ft.			
	1lb	2lb	4lb	
Scotts® AccuGreen® Drop Spreader	??	??	??	Mow lawn first if grass is tall enough to touch the bottom of the spreader. First apply two header strips. Operate spreader the longest way of the lawn, Overlap wheel marks to ensure uniform feeding. Shut off spreader when you have reached the header strips or stopped
Scotts EasyGreen® Rotary	??	??	??	Slide shut-off lever to the right; application automatically starts and stops when you do, For complete coverage make each pass about 30 inches from the previous one, so some overlapping occurs.
Scotts SpeedyGreen® Or EdgeGuard® Broadcast/Rotary Spreader	??	??	??	Shut off spreader anytime you stop. For complete coverage make each pass about five feet from the previous one so that some overlapping occurs. Avoid applying this product on flower, vegetables, shrub plantings.

When using other spreaders, calibrate the spreader settings based on the manufacturer's recommendations.

[Spreader (Application) Tips

Spreader settings are approximate. You may need to adjust for proper coverage. Apply header strips. Then apply product in the longest direction of lawn. For best results, use a Scotts® spreader.]

(Illustrations to correspond with application tips)

OR

10/19

Spreader	Spreader Settings [Cover 5,000 sq. ft.]			Directions
	Pounds of product per 1,000 sq. ft.			
	1lb	2lbs.	4lbs.	
Drop Spreader Scotts® AccuGreen® Drop Spreader	5 ½	7	9	Overlap wheel marks to ensure uniform coverage.
Scotts EasyGreen® Rotary Spreader	24	25	37	Make each pass about 30 inches from the previous one.
Broadcast/Rotary Spreaders Scotts® Basic™, Standard™, Deluxe™, EdgeGuard®, Lawn Pro™, or SpeedyGreen® Scotts SpeedyGreen® Or EdgeGuard® Broadcast/Rotary Spreader	3	4 ½	6 ¼	Make each pass about five feet from the previous one.

When using other spreaders, calibrate the spreader settings based on the manufacturer's recommendations.

[Spreader (Application) Tips

Spreader settings are approximate. You may need to adjust for proper coverage. Apply header strips. Then apply product in the longest direction of lawn. For best results, use a Scotts® spreader.]

(Illustrations to correspond with application tips)

[NOTE TO PM: END OF OPTION A]

[NOTE TO PM: Directions for Use Option B for the ~~ORTHO Group~~ of The Scotts Company d/b/a The Ortho Group (Use on lawns, Home Foundations/Perimeter Treatment, Ornamental and Flower Gardens, Vegetable Gardens)]

[Optional marketing language - may also appear in other sections of the label]

- o Kills in 24 hours
- o Kills overnight
- o Kills over 50 insects
- o Kills (by contact)
- o Use on residential lawns, home perimeters, ornamental & flower gardens, and vegetables
- o Use on lawns, [vegetables] [&] as a barrier perimeter treatment around home foundations
- o Kills [nuisance] pests/insects around home foundations
- o Use around outside of homes, porches and/& patios
- o One application kills/controls for up to 3 months
- o Long lasting! [up to] 3 month control
- o Up to 3 month control [Guaranteed]
- o Kills insects by contact [keeps on killing] for [up to] 3 months
- o Kills above and below the surface for [up to] 3 months
- o Kills and/& prevents/protects for [up to] 3 months

- o Keeps [on] killing for [up to] 3 months
- o One (1) Application controls insects/bugs/pests for the entire season* (3 months)
- o One (1) application provides season long (~~3 months~~) control* (3 months)
- o One (1) application... season long (~~3 months~~) control* (3 months)
- o Apply once for season long (~~3 months~~) control* (3 months)
- o Season Long (~~3 months~~) Control* (3 months)
- o Fast Acting
- o Easy-To-Use
- o For use on lawns, ornamentals, home perimeter/foundation, vegetables, and flower beds/gardens
- o Kills chinch bugs, mole crickets, cutworms, billbugs, European crane fly [larvae], [other listed lawn damaging/destroying] insects/pests by contact]

For Residential Lawn, Home Perimeter, Ornamental & Flower Garden, and Home Garden Use Only

[optional text]

- [INSECT CONTROL is a high-performance product and is:]
- [Virtually Odor-free]
- [Fast Acting]
- [Easy-to-Use]
- [Not harmful to grasses]

DIRECTIONS FOR USE

It is a violation of Federal law to use this product in a manner inconsistent with its labeling.

In New York State, this product may NOT be applied to any grass or turf area (lawns) within 100 feet of a water body (lake, pond, river, stream wetland, drainage ditch). In New York State, do make a single repeat application of this product if there are signs of renewed insect activity, but not sooner than two weeks after the first application.

12/19

PRODUCT FACTS
INSECTS CONTROLLED
<p>Use LAWN INSECT CONTROL to kill and control:</p> <ul style="list-style-type: none"> Fleas <p>Use LAWN INSECT CONTROL to kill and provide * season long (3-month) control of:</p> <ul style="list-style-type: none"> Fire Ants, Ants (including Carpenter Ant, Red Harvester Ant, Pavement Ant, Odorous Ant, Pyramid Ant, Argentine Ant, Pharaoh Ant, Black Turf Ant, White-footed Ant, Crazy Ant, Little Black Ant, Small Honey Ant, Black Turf Ant, Lawn Ant, Cornfield Ant, Ghost Ant, Thief Ant, Acrobat Ant, Citronella Ant, Big-headed Ant, Allegheny Mound Ant), American Dog Ticks, Armyworms (including Lawn Armyworm, Fall Armyworm), Billbugs (including Bluegrass Billbug, Hunting Billbug), Black Turfgrass Ataenius adults, Bristletail, Centipedes, Chiggers, Chinch Bugs, Crickets (including House Cricket, Common Short-tailed Cricket, Indies Short-tailed Cricket, Arizona Cricket, Tropical Cricket, Variable Field Cricket, Fall Field Cricket, Southeastern Field Cricket, Texas Field Cricket, Spring Field Cricket, Northern Wood Cricket, Western Striped Cricket, Eastern Striped Cricket, Sand Field Cricket, Vocal Field Cricket, Southern Wood Cricket), Cutworms (including Black Cutworm, Bronzed Cutworm, Granulate Cutworm, Variegated Cutworm), Dichondra Flea Beetle, Earwigs, European Crane Fly [Larvae], Fiery Skipper, Fire Ants [Note to PM: When products is labeled for mound treatments label must state the following: (excluding mound treatments)], Firebrat, Frit Fly, Grasshoppers, Greenbug, Ground Beetle, Ground Pearl, Ladybeetles (including Convergent Ladybeetle, Seven-spotted Ladybeetle, Two-spotted Ladybeetle, Thirteen-spotted Ladybeetle, Twice-stabbed Ladybeetle, Asian Ladybeetle, Mealybug Ladybird), Leafhoppers, Lucerne Moth, Mealybugs, Millipedes, Mole Crickets (including Tawny [Mole Cricket], Southern Mole [Cricket], Short-Winged [Mole Cricket]), Pillbugs, Scorpions (including Arizona Stripetail Scorpion, Southern Unstriped Scorpion, Lesser Stripetail Scorpion, Yellow Ground Scorpion, California Common Scorpion, Northern Scorpion, Eastern Sand Scorpion), Seed Maggots, Sowbugs, Spiders (including Marbled Cellar Spider, Longbodied Cellar Spider, Shortbodied Cellar Spider, Thinlegged Wolf Spider, Burrowing Wolf Spider, Pirate Wolf Spider), Springtails, Striped Grassworm, Ticks (including Brown Dog Tick and ticks that may transmit Lyme Disease), Two-lined Spittle Bugs, Webworms (including Sod Webworm, Grass Webworm, Tropical Sod. Webworm), Weevils (including Hyperodes and Bluegrass) and Wireworms. <p>For grub control, apply Scotts® GrubEx® Season-long Grub Killer Control anytime from late-April to mid-August.</p>

WHERE TO APPLY
Lawns. Around Home Foundations (Perimeter Treatment) Ornamental and Flower Gardens. Vegetable Gardens
WHEN TO APPLY
Apply early/proactively [in the Spring/Summer/Fall] to prevent infestation. Otherwise, apply at the first sign of insect activity or damage.
HOW TO APPLY
For best results, treated area should be thoroughly watered immediately after application.
<p>On Lawns (<i>Illustration</i>)</p> <ul style="list-style-type: none"> • Using a spreader designed for application of granular materials, uniformly apply 1 to 2 lbs over 1000 sq. ft. • For mole cricket control, apply 2 to 4 lbs over 1000 sq. ft. area. • For season long (3 month) control (3 months), apply 4 lbs of product for every 1000 sq. Re-apply after 3-months if necessary. • A 10 (20) lb /pound bag will treat up to 10,000 (20,000) sq. ft. of lawn. <p>On Ornamentals & Flowers (<i>Illustration</i>)</p> <ul style="list-style-type: none"> • Apply 0.5 to 1 lb. evenly over each 500 sq. ft. area. Repeat if there are signs of renewed insect activity. • Product can be applied just before planting or after plants emerge. <p>Vegetable Gardens (<i>Illustration</i>)</p> <ul style="list-style-type: none"> • A single application may be applied just prior to planting or after plants emerge and worked into the top 4 to 6 inches of soil. Use 1.0 lb of product for a 500 sq ft area. <p>Home Foundation/Barrier Treatment (<i>Illustration</i>)</p> <ul style="list-style-type: none"> • Evenly apply a 2 foot wide band next to the house/home foundation. • Use 0.5 to 1.0 lb for each 500 sq. ft. (2 ft. x 250 ft.). [Use X to X lbs for each X sq. ft. (X ft. x X ft.)] • For Season Long (3 month) control, apply 4 lbs of product for every 1000 sq. ft. [For season long (3 month) control, apply X lbs of product for every X sq. ft.] • Re-apply after 3 months if necessary.

** Food utensils such as tablespoons/teaspoons must not be used for food purposes after use in measuring pesticides.

LAWN INSECT CONTROL can be applied to the vegetables listed below

CROP	DAYS TO WAIT TO HARVEST
Tomatoes, sweet corn	1
Green peas, sugar Snap peas, snow peas, green beans (wax beans, snap beans) , dry beans (black— eyed peas, cow pea) , cucumber gourds, muskmelon, pumpkin, squash, and watermelon	3
Artichoke	5
Broccoli, Chinese broccoli, cabbage, cauliflower, kohlrabi, Chinese mustard, eggplant, head lettuce, peppers (bell and non-bell)	7

14
19

[Optional Spreader Settings Chart]

SPREADER TIPS For best results, Use a Scotts Spreader				
Spreader	Spreader Settings Cover 5,000 sq. ft.			Directions
	Pounds of product per 1,000 sq. ft.			
	1lb	2lb	4lb	
Scotts Drop Spreader	??	??	??	Mow lawn first if grass is tall enough to touch the bottom of the spreader. First apply two header strips. Operate spreader the longest way of the lawn, Overlap wheel marks to ensure uniform feeding. Shut off spreader when you have reached the header strips or stopped
Scotts EasyGreen® Rotary	??	??	??	Slide shut-off lever to the right; application automatically starts and stops when you do, For complete coverage make each pass about 30 inches from the previous one, so some overlapping occurs.
Scotts SpeedyGreen® Or EdgeGuard® Rotary	??	??	??	Shut off spreader anytime you stop. For complete coverage make each pass about five feet from the previous one so that some overlapping occurs.

* 1 lb/ sq ft is equivalent to 0.5 lb/500 sq ft

[NOTE TO PM: END OF OPTION B]

15/19

[NOTE TO PM: DIRECTION FOR USE OPTION C. (Directions for Use for the Consumer Lawns Business Group of The Scotts Company with broadcast treatment only)]

[BOTTOM FRONT]

Treats XXXXX Square Feet

[Above will be inverted on back of bag]

Scotts® Lawn Insect Control (XXXX — stock number)

[LEFT GUSSET]

[UPC Code] Treats Scotts® Lawn Insect Control [XXXX – stock number]
XX,XXX Square Feet

[LEFT GUSSET]

[UPC Code] Treats Scotts® Lawn Insect Control [XXXX – stock number]
XX,XXX Square Feet

[BACK PANEL]

[DIAGONAL LINE - SCISSORS ART]
CUT HERE TO OPEN

[Optional Back Panel Clams]

Kills listed lawn-damaging insects, spiders, fleas and ticks. For grub control, apply Scotts® GrubEx® Season-Long Grub Control anytime from late-April to mid-August.

OR

Insect Control — controls chinch bugs, sod webworms (lawn moths) and other lawn insects. For grub control, apply Scotts® GrubEx anytime from late-April to mid-August.

OR

Lawn Insect Control is a high-performance product and is:

- Virtually Odor-free
- Fast Acting
- Easy-in-Use
- Broad Spectrum
- Effective in killing listed Insects, Spiders, Fleas, and Ticks

What to Expect

Lawn Insect Control kills these lawn pests:

- Ants carpenter, red harvester, pavement, odorous, pyramid, argentine, and pharaoh
- Armyworms Foraging Fire Ants
- Centipedes Sod Webworms lawn moth)
- Chinch Bugs Spiders
- Crickets Ticks (including Ticks that may transmit Lyme Disease)
- Cutworms Weevils including Hyperodes

16/19

Earwigs Billbugs
 Fleas European Crane Fly Larvae
 Grasshoppers Leaf Hoppers
 Millipedes Mealybugs
 Mole Crickets
 Fire Ants

KEY PRODUCT FACTS

How and When to Apply
 Directions for Use

It is a violation of Federal law to use the product in a manner inconsistent with its labeling.

- Apply product to the entire lawn when insect activity or damage is first observed.
- Spread uniformly over your lawn using the suggested spreader settings. For best results, use a Scotts spreader.
- Water-in product after application.
- Do not use any other weed, disease, or insect control products for a least one week after application.
- For grub control, apply Scotts® GrubEx between late April and mid-August
- In New York State, this product may NOT be applied to any grass or turf area (lawns) within 100 feet of a water body (lake, pond, river, stream, wetland, or drainage ditch).
- In New York State, do make a single repeat application of this product if there are signs of renewed insect activity, but not sooner than two weeks after the first application.

Spreading tips

Apply header strips. Then apply product in longest direction of lawn. For best results, use a Scotts® spreader.

Spreader	Spreader Settings	Directions
Scotts Drop	X	Apply 2 header strips apply longest direction of lawn, overlapping wheel marks.
Scotts EasyGreen® Rotary	X	Make each pass about 30 inches from previous to overlap spread width.
Scotts SpeedyGreen® Rotary	X	Make each pass about feet from previous to overlap spread width.

Additional Spreader Settings
 EZ Drop, Republic (#530) XX
 EZ Broadcast: Republic (#540) XX

(Non— Scotts spreader settings are approximate. You may need to adjust for proper coverage.)

[Illus. spreading patterns]

When using other spreaders, calibrate the spreader settings based on the manufacturers recommendations

[NOTE TO PM: END OF OPTION C]

17
19

STORAGE AND DISPOSAL

Prohibitions: Do not contaminate water, food or feed by storage or disposal.

Pesticide Storage: Keep out of reach of children and animals. Store in original containers only. Store in a cool, dry place to avoid excess heat. Carefully open containers. For rigid containers after partial use replace lids and close lightly. For bags after partial use, reseal opened bag by folding top clown and securing.

Pesticide Container Disposal;

If empty: Non-refillable [container]. Do not reuse or refill this container. Place in trash or offer for recycling if available.

If partly filled: Call your local solid waste agency for disposal instructions. Never place unused product down any indoor or outdoor drain.

PRECAUTIONARY STATEMENTS

Hazards to Humans (and Domestic Animals) Caution

Harmful if absorbed through the skin. Avoid contact with skin, eyes or clothing. Wash thoroughly with soap and water after handling and before eating, drinking, chewing gum or using tobacco. Remove and wash contaminated clothing before reuse.

[Optional Re-entry statement]

People and pets can enjoy the yard (lawn) (area) once product has been watered in and allowed to dry. *(People and Pets icon)*

OR

People and pets may re-enter yard (lawn) (area) after area (it) is watered and allowed to dry. *(People and Pets icon)*

OR

People (children) and pets can enjoy the lawn (yard) (area) after lawn (yard) (area) (it) is watered and dry. *(People and Pets icon)*

OR

People (children) and pets can enjoy the area (yard) (lawn) once watered and dry. *(People and Pets icon)*

OR

People and pets may enter treated area (yard) (lawn) after granules have been watered and area (yard) (lawn) has dried. *(People and Pets icon)*

FIRST AID:

If on skin or clothing: Take off contaminated clothing. Rinse skin immediately with plenty of water for 15-20 minutes. Call a poison control center or doctor for treatment advice.

HOTLINE NUMBER

Have the product container or label with you when calling poison control center or doctor, or going for treatment. You may also contact 1-800-225-2883 for emergency assistance.

Note to Physician:

This product is a pyrethroid. If large amounts have been ingested, the milk, cream or other digestible fats and oils may increase absorption and so should be avoided.

18/19

ENVIRONMENTAL HAZARDS

This pesticide is extremely toxic to fish and aquatic invertebrates. To protect the environment, do not allow pesticide to enter or run off into storm drains, drainage ditches, gutters or surface waters.

Applying this product in calm weather when rain is not predicted for the next 24 hours will help to ensure that wind or rain does not blow or wash pesticide off the treatment area. Rinsing application equipment over the treated area will help avoid run off to water bodies or drainage systems.

ORTHO AND / & YOUR ENVIRONMENT

Your home and yard are places for family and pets to enjoy. That's why Ortho products are designed with care to provide effective solutions to insect problems [inside and] outside your home. For best results [and a healthy environment], please follow instructions for appropriate usage, storage and disposal.

U.S. Patent No. 4,238,505

OPTION I. (The ORTHO Group)

NOTICE: To the extent consistent with applicable law, buyer assumes all responsibility for safety and use risks of use, storage or handling of this product not in accordance with directions.

(phone icon) Questions, Comments or Medical Information
call 1-800-225-2883 www.ortho.com

****THE ORTHO GUARANTEE**

~~If for any reason you are not satisfied with this product, the results after using this product, return the original mail us proof of purchase to obtain a full refund of your purchase price. and original receipt to your ORTHO Dealer or send to: The ORTHO Group, Consumer Affairs Dept., P.O. Box 1749, Columbus, OH 43216.~~

[END OF OPTION I]

[OPTION II The Consumer Lawns Group]

[phone art]

Questions/Information

Consumer Helpline
1-800-543-TURF (8873)

[Computer Art]

Visit our website:
www.scottslawn.com
www.ortho.com

Scotts No-Quibble Guarantee®:

If for any reason you, the consumer, are not satisfied with results after using this product, you are entitled to get your money back. Simply send us evidence of purchase and we will mail you a refund check promptly.

Product of U.S.A.

19
19

2006, The Scotts Company
world rights reserved.

[BACK]

Treats XXXXX Square Feet
[copy will be inverted]

[END OF OPTION II]

©2009, Licensed by The ORTHO Group. World rights reserved.

Manufactured by:
FMC Corporation
Agricultural Products Group
1735 Market Street
Philadelphia, PA 19103
EPA Reg. No, 279-3240
EPA Est. 279-58996-MO-1^A, 44616-MO-1^G, 44616-GA-1^D, 9198-AL-001^L, 84064-IA-001, 085652-
OH-1
Superscript is first letter of lot number
Made in USA