



UNITED STATES ENVIRONMENTAL PROTECTION AGENCY
WASHINGTON, DC 20460

OFFICE OF CHEMICAL SAFETY
AND POLLUTION PREVENTION

January 30, 2017

Lael Jimenez
Registration and Regulatory Affairs Specialist
FMC Corporation
1735 Market Street
Philadelphia PA, 19103

Subject: PRIA Label Amendment – New Minor Uses of the Active Ingredient Clomazone
for Asparagus and Edamame (Vegetable Soybean)
Product Name: Command 3ME Microencapsulated Herbicide
EPA Registration Number: 279-3158
Application Date: 9/1/2015
Decision Number: 508851

Dear Ms. Jimenez:

The application referred to above, submitted in connection with registration under the Federal Insecticide, Fungicide and Rodenticide Act, as amended, is acceptable under FIFRA Section 3(c)(7)(B), subject to the following conditions:

1. You must submit and/or cite all data required for registration/reregistration/registration review of your product under FIFRA when the Agency requires all registrants of similar products to submit such data.
2. You are required to submit to the Agency toxicity data to assess acute and chronic risk via oral exposure to adult and larval honey bees to support future, more comprehensive pollinator risk assessments for clomazone. The deadline for you to submit these required data to the Agency is 2/2/2019. Your failure to provide these data in a timely or adequate manner may result in initiation of a cancellation action against your registration.


A stamped copy of your labeling is enclosed for your records. This labeling supersedes all previously accepted labeling. You must submit one (1) copy of the final printed labeling before you release the product for shipment with the new labeling. In accordance with 40 CFR 152.130(c), you may distribute or sell this product under the previously approved labeling for 18 months from the date of this letter. After 18 months, you may only distribute or sell this product if it bears this new revised labeling or subsequently approved labeling. "To distribute or sell" is defined under FIFRA section 2(gg) and its implementing regulation at 40 CFR 152.3.

Should you wish to add/retain a reference to the company's website on your label, then please be aware that the website becomes labeling under the Federal Insecticide Fungicide and Rodenticide Act and is subject to review by the Agency. If the website is false or misleading, the product would be misbranded and unlawful to sell or distribute under FIFRA section 12(a)(1)(E). 40

CFR 156.10(a)(5) list examples of statements EPA may consider false or misleading. In addition, regardless of whether a website is referenced on your product's label, claims made on the website may not substantially differ from those claims approved through the registration process. Therefore, should the Agency find or if it is brought to our attention that a website contains false or misleading statements or claims substantially differing from the EPA approved registration, the website will be referred to the EPA's Office of Enforcement and Compliance.

Your release for shipment of the product constitutes acceptance of these conditions. If you fail to satisfy these data requirements, EPA will consider appropriate regulatory action including, among other things, cancellation under FIFRA section 6(e). If you have any questions, please contact Lisa Pahel by phone at (703) 347-0459, or via email at pahel.lisa@epa.gov.

Sincerely,



Rachel C. Holloman, Chief
Fungicide and Herbicide Branch
Registration Division
Office of Pesticide Programs



COMMAND[®]

3ME MICROENCAPSULATED HERBICIDE

ACCEPTED
01/30/2017
Under the Federal Insecticide, Fungicide
and Rodenticide Act as amended, for the
pesticide registered under
EPA Reg. No. 279-3158

For Agricultural or Commercial Use Only
NOT FOR SALE OR USE IN CALIFORNIA

For control of weeds on Asparagus, Brassica (head and stem subgroup 5A), Cotton, Cucumbers, Melons (Muskmelons and Watermelons), Peas (Southern), Peas (Succulent), Peppermint, Peppers, Rhubarb, Rice, Snap Beans (Succulent), Soybeans, Spearmint, Squash, Sugarcane, Sweet Potatoes, Tobacco, and Tuberous and Corm Vegetables

EPA Reg. No. 279-3158

EPA Est.

Active Ingredient:

By Wt.

Clomazone: 2-(2-Chlorophenyl)methyl-4,
4-dimethyl-3-isoxazolidinone 31.1%

Other Ingredients: 68.9%
100.0%

Contains 3.0 pounds of active ingredient per gallon
U.S. Patent No. 38,675

KEEP OUT OF REACH OF CHILDREN CAUTION

Si usted no entiende la etiqueta, busque a alguien para que se la explique a usted en detalle. (If you do not understand the label, find someone to explain it to you in detail.)

FIRST AID

If in eyes: Hold eye open and rinse slowly and gently with water for 15-20 minutes. Remove contact lenses, if present, after the first 5 minutes, then continue rinsing eye. Call a poison control center or doctor for treatment advice.

If on skin or clothing: Take off contaminated clothing. Rinse skin immediately with plenty of water for 15-20 minutes. Call a poison control center or doctor for treatment advice.

If swallowed: Call a poison control center or doctor immediately for treatment advice. Have person sip a glass of water if able to swallow. Do not induce vomiting unless told to do so by a poison control center or doctor. Do not give anything to an unconscious person.

If inhaled: Move person to fresh air. If person is not breathing, call 911 or an ambulance, then give artificial respiration, preferably mouth-to-mouth if possible. Call a poison control center or doctor for further treatment advice.

For Emergency Assistance Call (800) 331-3148.

See other panels for additional precautionary information.



FMC Corporation
2929 Walnut St.
Philadelphia, PA 19104

PRECAUTIONARY STATEMENTS

Hazards to Humans (and Domestic Animals)

Caution

Causes eye irritation. Avoid contact with eyes or clothing. Prolonged or frequently repeated skin contact may cause allergic reactions in some individuals. Wash thoroughly with soap and water after handling.

Personal Protective Equipment:

Applicators and other handlers must wear: Long-sleeved shirt and long pants; Chemical-resistant gloves; such as Barrier Laminate or Butyl Rubber, or Nitrile Rubber or Viton; Shoes plus socks.

Discard clothing and other absorbent materials that have been drenched or heavily contaminated with this product's concentrate. Do not reuse them. Follow manufacturer's instructions for cleaning/ maintaining PPE. If no such instructions for washables, use detergent and hot water. Keep and wash PPE separately from other laundry.

When handlers use closed systems, enclosed cabs, or aircraft in a manner that meets the requirements listed in the Worker Protection Standard (WPS) for agricultural pesticides [40 CFR 170.240 (d) (4-6)], the handler PPE requirements may be reduced or modified as specified in the WPS.

User Safety Recommendations:

Users should:

- Wash hands before eating, drinking, chewing gum, using tobacco or using the toilet.
- Remove clothing/PPE immediately if pesticide gets inside. Then wash thoroughly and put on clean clothing.
- Remove PPE immediately after handling this product. Wash outside of gloves before removing. As soon as possible, wash thoroughly and change into clean clothing.

Environmental Hazards

Do not apply directly to water, to areas where surface water is present, or to intertidal areas below the mean high water mark. Do not apply when weather conditions favor drift from the area treated. Do not apply where runoff is likely to occur. Do not contaminate water when disposing of equipment washwaters or rinsate. Apply this product only as specified on this label.

Physical/Chemical Hazards

Do not use or store near heat or open flame.

This product contains an herbicide, therefore follow all label directions, precautions and restrictions to minimize potential off-target exposure in order to prevent effects to non-target plants adjacent to the treated site which may serve as habitat or forage for pollinators.

TABLE OF CONTENTS

Read all information on pages 1-3 before referring to specific crop use.

	Page
Ingredients.....	X
First Aid	X
Precautionary Statements.....	X
Directions for Use	X
Storage and Disposal	X
Resistance Management.....	X
Mixing and Handling Instructions for Bulk/Mini-Bulk Containers.....	X
Application Directions	X
Spray Drift Restrictions and Spray Drift Management	X
Sprayer Cleanup.....	X
Mixing Instructions	X
Application Instructions.....	X
Command Geographical Areas.....	X
ROW CROPS	
Cotton	X
Rice.....	X
Soybeans	X
Sugarcane.....	X
Tobacco.....	X
VEGETABLE CROPS	
Asparagus.....	X
Brassica (head and stem subgroup 5A).....	X
Cucumbers.....	X
Melons (Muskmelons and Watermelons)	X
Peas (Southern).....	X
Peas (Succulent).....	X
Peppers.....	X

Rhubarb.....	X
Snap Beans (Succulent).....	X
Squash.....	X
Sweet Potatoes.....	X
Tuberous and Corm Vegetables.....	X
OIL PLANTS	
Peppermint and Spearmint.....	X

SPECIAL RESTRICTIONS

Off-site movement of spray drift or vapors of Command® 3ME herbicide can cause foliar whitening or yellowing of some plants. Prior to making applications, read and strictly follow all precautions and instructions in the APPLICATION DIRECTIONS, SPRAY DRIFT RESTRICTIONS and SPRAY DRIFT MANAGEMENT sections.

DIRECTIONS FOR USE

It is a violation of Federal law to use this product in a manner inconsistent with its labeling.

DO NOT apply this product by air or through any type of irrigation system.

Do not apply this product in a way that will contact workers or other persons, either directly or through drift. Only protected handlers may be in the area during application. For any requirements specific to your State or Tribe, consult the agency responsible for pesticide regulation.

AGRICULTURAL USE REQUIREMENTS

Use this product only in accordance with its labeling and with the Worker Protection Standard, 40 CFR part 170. This Standard contains requirements for the protection of agricultural workers on farms, forests, nurseries, and greenhouses, and handlers of agricultural pesticides. It contains requirements for training, decontamination, notification, and emergency assistance. It also contains specific instructions and exceptions pertaining to the statements on this label about personal protective equipment (PPE), and restricted-entry interval. The requirements in this box only apply to uses of this product that are covered by the Worker Protection Standard.

Do not enter or allow worker entry into treated areas during the restricted entry interval (REI) of 12 hours.

Exception: if the product is soil-injected or soil-incorporated, the Worker Protection Standard under certain circumstances, allows workers to enter the treated area if there will be no contact with anything that has been treated.

PPE required for early entry to treated areas that is permitted under the Worker Protection Standard and that involves contact with anything that has been treated, such as plants, soil, or water, is: Coveralls; Chemical-resistant gloves; such as Barrier Laminate or Butyl Rubber, or Nitrile Rubber or Viton; Shoes plus socks.

STORAGE AND DISPOSAL

Do not contaminate water, food, or feed by storage or disposal.

Pesticide Storage

STORE ABOVE -4°F TO KEEP PRODUCT FROM FREEZING. If frozen, thaw before use. Observe recirculation directions under Mixing and Handling Instructions for Bulk/Mini-Bulk Containers.

Keep out of reach of children and animals. Store in original containers only. Store in a dry place. Carefully open containers. After partial use, replace lids and close tightly. Do not put concentrate or dilute material into food or drink containers.

In case of spill, avoid contact, isolate area and keep out animals and unprotected persons. Confine spills. Call CHEMTREC (Transportation and spills): (800) 424-9300

To confine spill: Dike surrounding area or absorb with sand, cat litter or commercial clay. Place damaged package in a holding container. Identify contents.

Pesticide Disposal

Pesticide wastes are toxic. Improper disposal of excess pesticide, spray mixture, or rinsate is a violation of Federal law. If these wastes cannot be disposed of by use according to label instructions, contact your State Pesticide or Environmental Control Agency or the Hazardous Waste representative at the nearest EPA Regional Office for guidance.

Container Handling

Plastic Non-refillable Containers: Do not reuse or refill this container. Triple rinse container (or equivalent) promptly after emptying. Triple rinse as follows: Empty the remaining contents into application equipment or a mix tank and continue to drain for 10 seconds after the flow begins to drip. Fill the container ¼ full with water and recap. Shake for 10 seconds. Pour rinsate into application equipment or a mix tank or store rinsate for later use or disposal. Drain for 10 seconds after the flow begins to drip. Repeat this procedure two more times. Then offer for recycling or reconditioning, or puncture and dispose of in a sanitary landfill or by incineration, or, if allowed by State and local authorities, by burning. If burned, stay out of smoke.

Returnable/Refillable Sealed Containers: Refill this container with pesticide only. Do not reuse this container for any other purpose. Do not rinse container. Do not empty remaining formulated product. Do not break seals. Return intact to point of purchase. Cleaning the container before final disposal is the responsibility of the person disposing of the container. Cleaning before refilling is the responsibility of the refiller. To clean the container before final disposal, empty the remaining contents from this container into application equipment or mix tank. Fill the container about 10 percent full with water. Agitate vigorously or recirculate water with the pump for 2 minutes. Pour or pump rinsate into application equipment or rinsate collection system. Repeat rinsing

procedure two more times.

Mini-Bulk Containers: These containers are property of FMC Corporation and are returnable to FMC at FMC's discretion. These containers are provided for repackaging of Command 3ME* and should not be filled with any other product.

Bulk Drums: Command 3ME Bulk drums are returnable to FMC Corporation for reuse when the container is completely empty. Bulk drums containing product in excess of 1 gallon cannot be accepted for return.

Container Precautions

Before refilling, inspect thoroughly for damage such as cracks, punctures, bulges, dents, abrasions, and damaged or worn threads on closure devices. After filling and before transporting, check for leaks.

Container Restrictions

Do not refill or transport a damaged or leaking container.

* Any dealer wishing to repackage Command 3ME must comply with all Federal, State and local laws pertaining to bulk herbicide handling and possess a signed repackaging agreement from FMC Corporation.

RESISTANCE MANAGEMENT

Mode of action

Command 3ME Microencapsulated herbicide contains the active ingredient clomazone, an isoxazolidinone herbicide, which acts to inhibit pigment synthesis in the plant chloroplast as a Group 13 (WSSA)/ Group F4 (HRAC) herbicide. It is quickly taken up by the roots and shoots to block plant chlorophyll to control susceptible germinating seedlings before or soon after they emerge from the soil.

Any weed population may contain, or develop plants naturally resistant to clomazone and other Group 13 herbicides. Weed species with resistance to Group 13 herbicides may eventually dominate the weed population if Group 13 herbicides are used repeatedly in the same field or in successive years as the primary method of control for targeted weed species. This may result in partial or total loss of control of those weed species by clomazone or other Group 13 herbicides.

Resistant Weeds

Some weeds are known to develop resistance to herbicides that have been used repeatedly. While the development of resistance is well understood, it is not easily predicted. Therefore herbicides should be used in conjunction with resistance management strategies in the area. Consult the local or State agricultural advisors for herbicide resistance strategies. If weed resistance should develop in the area, this product used alone may not continue to provide sufficient levels of weed control. If the reduced levels of control cannot be attributed to improper application timing, unfavorable weather conditions or abnormally high weed pressure, a resistant weed strain may have developed. To reduce the potential for weed resistance, use this product in a rotation program with other classes of chemistry and modes of action. Always apply this product at the recommended rates and in accordance with the use directions. For optimum performance, scout fields carefully and begin applications when weeds are small. If resistance is suspected, contact the local or State agricultural advisors.

MIXING AND HANDLING INSTRUCTIONS FOR BULK/MINI-BULK CONTAINERS

110 and 120 Gallon Compack Containers

Equipment Requirements:

Command 3ME is a microencapsulated herbicide and requires a diaphragm type pump in order to maintain product quality. **Do not use gear or piston-type pumps.** Bulk/Minibulk containers have been prefitted with a Scienco DD6 diaphragm type pump for recirculation and dispensing of product.

Dispensing Instructions:

When ready to dispense Command 3ME from the Compack, the applicator should recirculate the product in the container, if the product has settled or separated, for approximately 5 minutes or until the product is thoroughly turned over. The Scienco DD6 pump is equipped with recirculation capability. This allows for quick and efficient mixing of product which may have separated or settled in storage. To recirculate, press down the bypass pushrod lever to the locked position (slid under the motor) and turn on the motor. The discharge ball valve at the end of the hose must be closed before turning on the motor. Once the product is thoroughly recirculated the applicator may then begin the process of dispensing Command 3ME into the spray tank, loading or mixing system.

The dealer/applicator must wear proper clothing such as listed on the Command 3ME label.

250 Gallon Bulkdrum III Containers

Equipment Requirements:

Command 3ME is a microencapsulated herbicide and requires a diaphragm type pump in order to maintain product quality. **Do not use gear or piston-type pumps.** The following pumps are suitable for moving Command 3ME from the 250 gallon Bulkdrum into spray tanks, mixing systems, or dedicated repackaging minibulk tanks*:

- Tuthill Fill-Rite Chemtraveller portable transfer pump
- Scienco Caddy-SS portable transfer pump
- Scienco DD6 pump
- Tuthill Fill-Rite Series 400 diaphragm pumps

Dispensing Instructions:

When ready to dispense Command 3ME from the Bulkdrum, the dealer/applicator must recirculate the product in the container, for at least 15 minutes. This can be done by hooking a portable pump such as listed above to the bottom bung, opening the valve and directing the outlet nozzle into the 6" top port (seal must be broken). Directing the nozzle stream into the corners will ensure more complete turning of the product volume. Once the product is thoroughly circulated, the dealer/applicator may then begin the process of dispensing Command 3ME into the dedicated repackaging minibulk container(s)*, or spray tank, loading or mixing system. Rinse the empty Bulkdrum container and transfer the rinsate directly to the mix or spray tank.

The dealer/applicator must wear proper clothing such as listed on the Command 3ME label.

* Any dealer wishing to repack Command 3ME must comply with all Federal, State and local laws pertaining to bulk herbicide handling and possess a signed repackaging agreement from FMC Corporation.

RESTRICTIONS

- Do not use gear or piston-type pumps
- The dealer/applicator must wear proper clothing such as listed on the Command 3ME label

APPLICATION DIRECTIONS IMPORTANT

FAILURE TO OBSERVE THE DIRECTIONS IN THIS SECTION OF THE LABEL MAY RESULT IN INJURY TO SENSITIVE PLANTS

- The microencapsulation of clomazone, the active ingredient in Command 3ME, is intended to minimize movement away from the site of application. Avoid making applications when spray particles may be carried by air currents to areas where sensitive crops and plants are growing, or when temperature inversions exist. Leave an adequate buffer zone between the area to be treated and desirable plants. Coarse sprays are less likely to drift out of the target area than fine sprays.
- Foliar contact with spray drift or vapors may cause foliar whitening or yellowing of sensitive plants. Symptoms are generally temporary in nature, but may persist on some plant species.

Application restrictions must be taken as follows:

- Observe all buffer restrictions. ¹Except for peppers, pumpkins, succulent peas, sweet corn, sweet potato, and winter squash.
- Before application, determine air movement and direction.

Refer to individual crop use directions for additional requirements.

SPRAY DRIFT RESTRICTIONS

Non-target spray drift of Command 3ME herbicide must be avoided to prevent whitening of desirable plants. **Drift is influenced by many factors which include wind speed, spray pressure, particle size, nozzle type, and boom height.**

- Use a minimum spray volume of 10 gallons per acre.
- Use the lowest possible boom height while maintaining a uniform spray pattern, in conjunction with nozzle type, size, operating pressure and volume that meet a droplet size classification of **coarse or greater**.
- Do not apply in winds above 10 miles per hour.
- Do not apply more than 4 feet above the ground or crop canopy.

Refer to Spray Drift Management Section for additional instructions.

APPLICATION RESTRICTIONS

- DO NOT apply this product by air or through irrigation equipment.
- Do not apply Command 3ME within 1,200 feet of the following areas: Towns and Housing Developments, Commercial Fruit/Nut or Vegetable¹ Production, Commercial Greenhouses or Nurseries.
- Do not apply Command 3ME herbicide to non-field areas including fence rows, waterways, ditches, and roadsides.
- When moving spray equipment to noncontiguous sites, do not allow spray solution to spray or drip from tanks, hoses, fittings or spray nozzles and tips.
- Do not apply when weather conditions favor drift.

SPRAY DRIFT MANAGEMENT - ALL STATES

SPRAY DRIFT ADVISORIES

The interaction of many equipment and weather-related factors determines the potential for spray drift. The applicator and grower are responsible for considering all these factors when making application decisions.

AVOIDING SPRAY DRIFT IS THE RESPONSIBILITY OF THE APPLICATOR.

IMPORTANCE OF DROPLET SIZE

Applicators are required to use at least a coarse droplet size.

The most effective way to reduce drift potential is to apply large droplets (450 microns or larger). The best drift management strategy is to apply the largest droplets that provide sufficient coverage and control. The presence of sensitive species nearby, the environmental conditions, and pest pressure may affect how an applicator balances drift control and coverage. **APPLYING LARGER DROPLETS REDUCES DRIFT POTENTIAL, BUT WILL NOT PREVENT DRIFT IF APPLICATIONS ARE MADE IMPROPERLY OR UNDER UNFAVORABLE ENVIRONMENTAL CONDITIONS!** See **Wind, Temperature and Humidity**, and **Temperature Inversions** sections of this label portion.

CONTROLLING DROPLET SIZE –TECHNIQUES

- **Volume** - Use high flow rate nozzles to apply the highest practical spray volume. Nozzles with higher rated flows produce larger droplets.
- **Pressure** – Use the lower spray pressures recommended for the nozzle. Higher pressure reduces droplet size and does not improve canopy penetration. **WHEN HIGHER FLOW RATES ARE NEEDED, USE A HIGHER-CAPACITY NOZZLE INSTEAD OF INCREASING PRESSURE.** Do not exceed the nozzle manufacturers recommended pressures. For many nozzle types, lower pressure produces larger droplets.
- **Number of Nozzles** - Use the minimum number of nozzles that provide uniform coverage.
- **Nozzle Type** - Use a nozzle type that is designed for the intended application. With most nozzle types, narrower spray angles produce larger droplets. Consider using low-drift nozzles.

BOOM HEIGHT

Setting the boom at the lowest labeled height (if specified) which provides uniform coverage reduces the exposure of droplets to evaporation and wind. For ground equipment, the boom should remain level with the ground surface/existing vegetation and have minimal bounce.

WIND

Drift potential increases at wind speeds of less than 3 mph (due to inversion potential) or more than 10 mph. However, many factors, including droplet size and equipment type determine drift potential at any given wind speed. **AVOID APPLICATIONS DURING GUSTY OR WINDLESS CONDITIONS.** Note: Local terrain can influence wind patterns. Every applicator must be familiar with local wind patterns and how they affect spray drift. Application must be avoided below 3 mph due to variable wind direction and high inversion potential.

DO NOT APPLY WHEN WIND SPEEDS EXCEED 10 MILES PER HOUR AT THE APPLICATION SITE.

AVOID GUSTY OR WINDLESS CONDITIONS.

TEMPERATURE AND HUMIDITY

When making applications in low relative humidity, set up equipment to produce large droplets to compensate for evaporation. Droplet evaporation is most severe when conditions are both hot and dry.

TEMPERATURE INVERSIONS

Applications must not occur during a temperature inversion because drift potential is high. Temperature inversions restrict vertical air mixing, which causes small suspended droplets to remain close to the ground and move laterally in a concentrated cloud. This cloud can move in unpredictable directions due to the light variable winds common during inversions. Temperature inversions are characterized by increasing temperature with altitude and are common on nights with limited cloud cover and light to no wind. They begin to form as the sun sets and often continue into the morning. Their presence can be indicated by ground fog; however, if fog is not present, inversions can also be identified by the movement of smoke from a ground source or an aircraft smoke generator. Smoke that layers and moves laterally in a concentrated cloud (under low wind conditions) indicates an inversion, while smoke that moves upward and rapidly dissipates indicates good vertical air mixing.

SENSITIVE AREAS

The pesticide must only be applied when the potential for drift to adjacent sensitive areas (e.g. residential areas, bodies of water, known habitat for threatened or endangered species, non-target crops) is minimal (e.g. when wind is blowing away from the sensitive areas).

SHIELDED SPRAYERS

Shielding the boom or individual nozzles can reduce the effects of wind. However, it is the responsibility of the applicator to verify that the shields are preventing drift and not interfering with uniform deposition of the product.

ROTATIONAL CROPPING PRECAUTIONS

Under some conditions, temporary whitening or yellowing of leaves may occur on approved rotational crops where undesirable soil residues of Command 3ME exist.

Under abnormal conditions, carryover injury to rotational crops can occur. The following factors can contribute to increased risk of injury to rotational crops:

- 1) Over-application resulting from use of worn nozzles, excessive over-lapping of spray swaths, failing to shut off spray booms when turning (end row areas), or slowing or stopping sprayer.
- 2) Soil with pH less than or equal to 5.9.
- 3) Extreme dryness in the four months following application.
- 4) Choice of rotational crop hybrid.

Additional instructions to prevent rotational crop injury may be provided in the form of service bulletins for locations where risk of injury is significantly increased due to extremely dry conditions.

Refer to Rotational Crop Instructions and Replanting Instructions of specific crops for additional crop planting information.

SPRAYER CLEANUP

Do not drain or flush equipment on or near desirable trees or other plants, or in areas where their roots may extend or in locations where the chemical may be washed or move into contact with their roots. Do not contaminate any body of water including irrigation water that may be used on other crops. Carefully follow sprayer clean-up instructions noted below to prevent spray tank residues from damaging other crops.

Sprayer equipment should be thoroughly rinsed to remove residues of herbicide that might injure other subsequently sprayed crops. The steps below should be followed for the thorough rinsing of spray equipment following applications of Command 3ME herbicide or tank mixes of Command 3ME with other labeled products.

- 1) Drain any remaining spray solution from tank, pump, hoses and boom and discard in an approved manner (See Note that follows).
- 2) Clean tank and fittings by:
 - Thoroughly hosing down the inside walls of the spray tank with a quantity of water equal to 1/8 of the total tank capacity and operating the pump to circulate this solution through the sprayer system for 15 minutes.
 - Washing down the outside surfaces of equipment.
 - Removing nozzle tip and screen from end nozzle in each boom section and allowing several gallons of rinsate solution to flush completely through boom (collect rinsate while flushing).
- 3) Thoroughly drain remaining rinsate solution from tank, pump and hoses. Combine with boom flushing and dispose of all rinsates from this first rinsing in an approved manner (see Note that follows).
 - When switching from water dilutions to applications utilizing crop oil or liquid fertilizer as a carrier, a small volume of crop oil or liquid fertilizer should be flushed through the tank, pump, hoses, and boom prior to the next use. Dispose of crop oil or liquid fertilizer rinsate in an approved manner (see Note for local, state and federal guidelines).
- 4) Remove the remaining nozzle tips, and screens and the line filter and wash in a pail of warm soapy water, thoroughly rinse and replace.
- 5) Hose down the inside walls of the spray tank a second time and circulate this solution using the same procedure as noted in #2 above.
- 6) If the next use of the sprayer will be for applying a pre-emergent or preplant incorporated pesticide on any crop for which Command 3ME is registered, rinsate from this second rinsing may be utilized by diluting with the water for the next pesticide load;

HOWEVER

If the next use of the sprayer will be a post-emergence applied pesticide on any crop, drain rinsate solution from this second rinsing. Retain rinsate solution for use only with a soil incorporated pesticide to be applied on a crop for which Command 3ME is registered. Refill tank (after draining second rinsate solution) in accordance with post-emergence product label directions.

NOTE: Dispose of excess spray mixture and/or *rinsate from first tank rinsing* by application to cropland as described on this label. If excess spray mixture and/or *rinsate from first rinsing* cannot be disposed of according to label instructions, dispose of in compliance with local, state and federal guidelines. Contact your state pesticide or Environmental Control Agency or the Hazardous Waste representative at the nearest EPA regional office for guidance.

MIXING INSTRUCTIONS

Care must be taken when mixing Command 3ME herbicide. Avoid mixing in areas adjacent to desirable plants.

Command 3ME Alone: Mix Command 3ME with water or liquid fertilizer in the following manner: Fill the spray tank one-half to three-fourths full with water or liquid fertilizer, add the proper amount of Command 3ME, then add the rest of the water or liquid fertilizer. Provide sufficient agitation during mixing and application to maintain a uniform spray mixture.

Tank Mixtures: Fill spray tank one-fourth to one-third full with water; with agitator operating add the specified amount of ingredients using the following order: dry formulations (e.g., wettable powders, dry flowables) first, liquid suspensions (e.g., flowables) next and finally liquids (e.g., EC's). Mix thoroughly and fill tank one-half full continuing agitation. Add Command 3ME herbicide to tank while maintaining agitation. Complete filling the sprayer tank with water. Where use of a surfactant is recommended, add as the last ingredient to the spray tank. Maintain agitation during filling, mixing and application. When using drift reducing agents, follow specific product label instructions for order of addition to spray tank.

Fertilizer Spray Mixtures: Applications of Command 3ME alone, or with recommended tank mixtures, in conjunction with fertilizer solutions may be used unless use directions specifically state otherwise. Small quantities should be tested for compatibility by the following procedure before mixing tank full quantities.

- 1) Put 1 pint of fertilizer solution in a quart jar.
- 2) Add the appropriate amount of herbicide based on the table below. If more than one product is to be used, add each separately using the following sequence: dry formulations (e.g., wettable powders, dry flowables) first, liquid suspensions (e.g., flowables) next and finally liquids (e.g., EC's).

Herbicide	Rate/Acre	Amount To Be Added Per Pint of Fluid Fertilizer*
Wettable	1/2 pound	3/4 level teaspoon

Powders	1 pound	1 1/2 level teaspoons
or	2 pounds	3 level teaspoons
Dry Flowables (Dry Granules)	3 pounds	4 1/2 level teaspoons

Emulsifiable	1 pint	1/2 level teaspoon
Concentrates	1 quart	1 level teaspoon
or	2 quarts	2 level teaspoons
Flowables	3 quarts	3 level teaspoons

* Based on a spray volume of 25 gpa. For lower or higher spray volumes, adjust fluid fertilizer quantity accordingly.

- 3) Close jar and shake well.
- 4) Watch mixture for several seconds, again in 5 minutes and again after 30 minutes. If herbicide/fertilizer combination remains mixed or can be remixed readily (i.e., does not permanently separate, foam, gel or become lumpy), the mixture is compatible and can be mixed in full volumes and sprayed. If the mixture is compatible, prepare spray by adding fertilizer solution to the tank first, then follow directions noted below:
 - 1) **Command 3ME Alone:** Dilute with 2 parts of water and add slowly to spray tank of fertilizer with agitator running. Maintain agitation during application.
 - 2) **Command 3ME plus Tank Mixtures:** Dilute individual products with two (2) parts of water, then add to the spray tank of fertilizer, while maintaining agitation, using the following order—slurry of dry formulations (wetable powders, dry flowables) first, diluted liquid formulations (EC's, flowables) second. Continue agitation during application.

APPLICATION INSTRUCTIONS

Ground Applications

Broadcast or Banded Applications: Apply Command 3ME alone or in tank mix combinations by ground equipment using a finished spray volume of 10 to 40 gallons of water per acre. Use nozzles suitable for broadcast boom or banded application of herbicides. Coarse sprays are less likely to drift out of the target area than fine sprays. See "APPLICATION DIRECTIONS" and "SPRAY DRIFT RESTRICTIONS" sections for specific instructions to reduce spray drift. For Command 3ME tank mixtures with wettable powder or dry flowable formulations, nozzle screens and strainers should be no finer than 50-mesh.

Command 3ME may be used as a pre-emergent soil surface applied treatment from 30 days before planting to just prior to crop emergence. If field conditions indicate the need for additional seedbed preparation, the use of equipment which will move the herbicide no deeper than 1 1/2 - 2" is acceptable.

Banded Applications—Calculate the rates and volumes required by using the following formulas:

$$\frac{\text{Band width in inches}}{\text{Row width in inches}} \times \text{Broadcast Rate Per Acre} = \text{Band rate per acre}$$

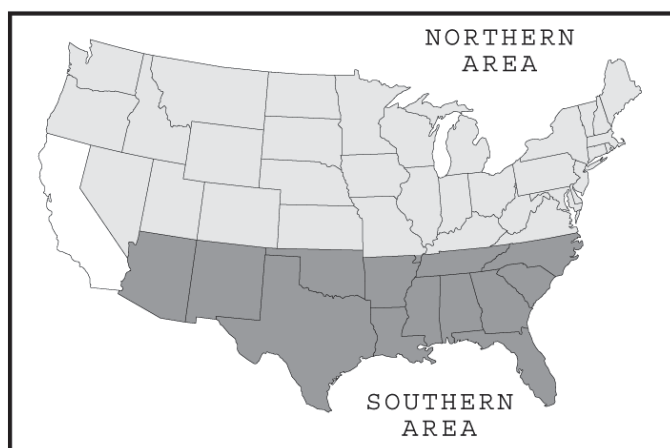
$$\frac{\text{Band width in inches}}{\text{Row width in inches}} \times \text{Broadcast Volume Per Acre} = \text{Band volume per acre}$$

Cultivation After Planting

If cultivation is necessary because of soil crusting, compaction, or weed emergence, soil treated with Command 3ME may be shallow-cultivated (no deeper than 1 1/2 - 2") or rotary-hoed without reducing the weed control activity of Command 3ME. Avoid deep cultivation which may bring untreated soil to the surface and result in poor weed control.

COMMAND GEOGRAPHICAL AREAS

For Rates, Weed Control, and Crop Rotation



* Southern area includes Missouri bootheel which incorporates the following counties: Butler, Dunklin, Mississippi, New Madrid, Pemiscot, Scott, and Stoddard.

COTTON

PRODUCT INFORMATION

Command 3ME Herbicide may be applied, as a pre-emergent banded or broadcast treatment in conventional tillage or conservation tillage systems for the control of annual grasses and broadleaf weeds in cotton. Do not incorporate Command 3ME or use in a tank mixture with any herbicide that requires soil incorporation.

SPECIAL RESTRICTIONS FOR COTTON

Off-site movement of spray drift or vapors of Command® 3ME herbicide can cause foliar whitening or yellowing of some plants. Prior to making applications, read and strictly follow all precautions and instructions in the APPLICATION DIRECTIONS, SPRAY DRIFT RESTRICTIONS and SPRAY DRIFT MANAGEMENT sections.

Additional Restrictions For Cotton Applications:

Use the lowest possible boom height while maintaining a uniform spray pattern, in conjunction with nozzle type, size, operating pressure and volume that meet a droplet size classification of **coarse or greater**.

Prior to application, adjacent properties must be checked, and spraying within 300 feet of desirable plants must be avoided.

REQUIREMENTS FOR PLANTING TIME APPLICATIONS

Failure to apply either disulfoton or phorate insecticides with Command in accordance with in-furrow label use directions can result in crop phytotoxicity (bleaching) and/or stand reduction. Combinations of at planting systemic granular carbamate and organophosphate insecticides in conjunction with Command may result in injury to cotton. Crop injury may occur with higher Command rates on sandy soils. Diuron is not recommended at planting when Command is used as plant injury may result.

Refer to the insecticide product labels for appropriate in-furrow application directions and maximum use rates. Monitor application equipment to insure accurate and uniform placement of the insecticide.

PRE-EMERGENT BANDED APPLICATIONS

For pre-emergent banded treatments, refer to the directions for banded applications in the APPLICATION INSTRUCTIONS section.

REPLANTING INSTRUCTIONS

If the initial planting of cotton fails to produce a uniform stand, cotton may be replanted in fields treated with Command 3ME alone. When tank mixing with a labeled product, refer to the replant instructions for that product. Do not replant treated fields with any crop at intervals that are inconsistent with the ROTATIONAL CROP RESTRICTIONS on the Command 3ME label. Where a tank mix is used, refer to the product's labels for any additional replant instructions.

If replanting is required follow the directions under REQUIREMENTS FOR PLANTING TIME APPLICATIONS noted above.

COMMAND 3ME HERBICIDE APPLIED ALONE

RATES AND WEEDS CONTROLLED¹

1 1/3 PT. (0.50 LB. A.I.) GRASSES	2.0 PT. (0.75 LB. A.I.) GRASSES	2 2/3 PT. (1.0 LB. A.I.) GRASSES	3 1/3 PT. (1.25 LB. A.I.) GRASSES
Suppression of some annual grasses	Barnyardgrass Broadleaf Signalgrass Crabgrass —Large —Smooth Foxtail —Giant —Green Goosegrass Panicum —Common —Fall —Texas Seedling Johnsongrass Field Sandbur*	All grasses controlled at 2.0 pints <i>plus</i> : Cupgrass —South-western —Woolly Field Sandbur Bermudagrass* Red Rice* Itchgrass ³	All grasses controlled at 2 2/3 pint <i>plus</i> : Foxtail —Purple —Robust —Yellow Junglerice* Shattercane* Wild Proso Millet*

1 1/3² PT.
(0.50 LB. A.I.)
BROADLEAVES

2.0 PT.
(0.75 LB. A.I.)
BROADLEAVES

2 2/3 PT.
(1.0 LB. A.I.)
BROADLEAVES

3 1/3 PT.
(1.25 LB. A.I.)
BROADLEAVES

Velvetleaf	Velvetleaf	All broadleaves	All broadleaves
Spurred Anoda	Spurred Anoda	controlled at	controlled at 2
	<i>plus:</i>	2.0 pints <i>plus:</i>	2/3 pint <i>plus:</i>
	Common	Cocklebur	Balloonvine*
	Ragweed*	Common	Black
	Jimsonweed*	Ragweed	Nightshade*
	Lambsquarter	Dayflower	Curly Dock
	Pennsylvania	Florida	Joint Vetch*
	Smartweed*	Beggarweed	Kochia
	Prickly Sida	Florida Pusley	Morningglory
	Purslane	Jimsonweed	—Pitted
	Redweed	Kochia*	Pennsylvania
	Venice Mallow	Redvine*	Smartweed
		Tropic Croton	Pigweed
		Wild Poinsettia ⁴	—Redroot*
			—Smooth*

* Partially Controlled

- 1 Use higher label rates (a minimum of 2 2/3 pints per acre) for fields that have previously been in conservation programs, or where heavy weed pressure is anticipated. Select lower to higher rates based on lighter to heavier soil types. For fields that have previously been in conservation programs, use a minimum application rate of 3 1/3 pints per acre for cocklebur or common ragweed control.
- 2 For heavy weed pressure or heavy soils use 1 2/3 pints per acre to control Velvet-leaf or Spurred Anoda.
- 3 For control of itchgrass, do not incorporate Command 3 ME. For high weed pressure and heavy soils use 3 1/3 pints.
- 4 Use In AR/LA/MS/TX/OK only—for high pressure and heavy soils use 3 1/3 pints.

COMMAND 3ME HERBICIDE MAY BE APPLIED WITH OTHER PREEMERGENT HERBICIDES REGISTERED FOR THESE USES ON COTTON.

Command 3ME may be applied in combination with other herbicides registered for use in cotton to broaden the weed control spectrum. Refer to the labels of the other herbicides for additional information. Carefully observe all application directions, rotational crop restrictions and replanting instructions of each product's label when using tank mixtures. Follow the most restrictive restrictions and instructions for all products used.

ROTATIONAL CROP RESTRICTIONS

Rotate to crops as listed below. Refer to sections headed "Rotational Cropping Precautions."

Note: When using Command 3ME with other registered herbicides always refer to rotational restrictions and directions on the other product's label.

1 1/3 PT. (0.50 LB. A.I.) <u>ANYTIME</u>	2.0 to 2 2/3 PT. (0.75 to 1.0 LB. A.I.) <u>ANYTIME</u>	3 1/3 PT. (1.25 LB. A.I.) <u>ANYTIME</u>
Cabbage (transplanted)	Cotton*	Cotton*
Cotton*	Peppers	Soybeans
Peas	Rice	Sweet Potato
Peppers	Soybeans	Tobacco
Pumpkins (processing)	Squash (winter)(2.0 PT.)	Tuberous & Corm Veggies.
Rice	Sweet Potato	
Soybeans	Tobacco	
Squash	Tuberous & Corm	
Sweet Potato	Veggies.	
Tobacco		
Tuberous & Corm Veggies.		

<u>9 MONTHS</u>	<u>9 MONTHS</u>	<u>9 MONTHS</u>
All crops listed above	All crops listed above	All crops listed above
<i>plus:</i>	<i>plus:</i>	<i>plus:</i>
Cabbage (direct seeded)	Cabbage	Cabbage
Corn	Corn	Corn
—Field	—Field	—Field
—Pop	—Pop	—Pop
—Seed	—Seed	—Seed
—Sweet	—Sweet	—Sweet
Cotton	Cotton	Cotton
Cucurbits	Cucurbits	Cucurbits
Dry Beans	Dry Beans	Dry Beans
Peanuts	Peanuts	Peanuts
Peas	Peas	Peas
Potatoes	Potatoes	Peppers
Snap Beans	Pumpkins (processing)	Potatoes
Sorghum	Rice	Pumpkins (processing)
Sugar Beets	Snap Beans	Rice
Tomatoes (Transplanted)	Sorghum	Snap Beans
	Squash (summer)	Sorghum
	Sugar Beets	Squash
	Tomatoes (Transplanted)	Sugar Beets
		Tomatoes (Transplanted)

12 MONTHS

All crops

12 MONTHS

All crops

12 MONTHS

All crops

Cover crops, however, may be planted anytime but stand reductions may occur in some areas. Do not graze or harvest for food or feed cover crops planted less than 9 months after Command 3ME treatment.

* Refer to the section "Requirements for Planting Time Applications" and "Replanting Instructions."

RESTRICTIONS

Do not apply Command 3ME within 65 days of harvest.

Do not apply more than 1.25 pounds active ingredient per acre per year.

Do not apply more than 1.25 lb ai per acre clomazone (3 1/3 pts per acre Command 3ME) per application.

Do not allow livestock to graze on treated cotton forage or trash, or feed treated cotton forage or trash to livestock.

Do not apply Command 3ME Herbicide to cotton unless either disulfoton or phorate organophosphate insecticide is applied in-furrow with the seed at planting time at a minimum of 0.75 pound per acre of active ingredient.

Do not reduce the application rate of the organophosphate insecticide when Command 3ME herbicide is applied as a banded treatment.

Do not retreat fields with a second application of Command 3ME.

RICE

PRODUCT INFORMATION

Command 3ME herbicide may be utilized as a surface broadcast treatment prior to weed emergence, for the control of annual grass weeds in dry-seeded rice.

SPECIAL RESTRICTIONS FOR RICE

Off-site movement of spray drift or vapors of Command 3ME herbicide can cause foliar whitening or yellowing of some plants. Prior to making applications, read and strictly follow all directions and instructions in the APPLICATION DIRECTIONS and SPRAY DRIFT RESTRICTIONS sections.

PRE-EMERGENT SURFACE BROADCAST APPLICATIONS

Command 3ME may be applied as a surface broadcast application 14 days prior to planting or up to 7 days after planting, but prior to weed emergence, using ground equipment in a minimum of 10 to 40 gallons of water per acre at the rate of 11 to 34 fl oz product (2/3 to 2 1/8 pints product, 0.25 to 0.8 lb. active) per acre depending upon the soil texture. Refer to table below for specific rates and weeds controlled. For heavy soils use the higher specified rate, otherwise less than desirable weed control may result.

For pre-emergent broadcast treatments, refer to the directions for broadcast applications in the APPLICATION INSTRUCTIONS section.

EARLY POSTEMERGENCE APPLICATIONS

Command 3ME may be applied after planting as an early post-emergence treatment to rice through the five leaf stage to provide pre-emergence and residual control of grass weeds. Use ground equipment with nozzles that produce a course spray and a minimum of 10-40 gallons of water per acre. Refer to table below for specific rates and weeds controlled. For control of existing grass present at the time of application include a post-emergence herbicide registered for the control of grass species in rice. Consult post-emergence herbicide label for specific directions regarding use rates and stage of weeds and crop.

REPLANTING INSTRUCTIONS

If initial planting of rice fails to produce a uniform stand, rice may be replanted in fields treated with Command 3ME. When tank mixing with a labeled product, refer to the replant instructions for that product. When a tank mix is used, refer to the product's label for any additional rotational crop instructions.

Command 3ME Herbicide Applied Alone - Single Application Pre-emergence or Post-emergence

RATES AND WEEDS CONTROLLED

Soil Texture	Broadcast Rates Per Acre
Coarse (light) Soils: (sand, loamy sand, sandy loam)	11 - 14 fl oz product (0.25 - 0.33 lb. ai)
Medium Soils: (loam, silt, silt loam, sandy clay, sandy clay loam)	17 - 21 fl oz product (0.4 - 0.5 lb. ai)
Fine (heavy) Soils: (silty clay, clay loam, silty clay loam, clay)	21 - 34 fl oz product (0.5 - 0.8 lb. ai)

*Select lower to higher rates based on lighter to heavier soils

GRASSES

Barnyardgrass (Watergrass) (*Echinochloa crus-galli*, *E. colonum*)

Broadleaf signalgrass (*Brachiaria platyphylla*)

Crabgrass (Large and Smooth) (*Digitaria spp.*)

Panicum (*Panicum spp.*)

—Common

—Fall

—Texas

Partial weed control may result if levees are pulled after Command 3ME has been applied. Additional use of labeled post-emerge herbicide applications may be required.

SPLIT APPLICATIONS

Both pre-emergent surface broadcast applications and early post-emergence applications (out to the five leaf stage) of Command 3ME may be made during the same season to control the above weeds as long as the total yearly application does not exceed 34 fl oz/A product (0.8 lb ai/A). Refer to the table below for specific rates.

Command 3ME Herbicide Applied as Split Applications

Soil Texture	Pre-Emergent Application Broadcast Rates Per Acre	Post-Emergent Application Broadcast Rates Per Acre
Coarse (light) Soils: (sand, loamy sand, sandy loam)	11 fl oz product (0.25 lb. ai)	9 – 11 fl oz product (0.2 - 0.25 lb. ai)
Medium Soils: (loam, silt, silt loam, sandy clay, sandy clay loam)	13 – 15 fl oz product (0.3 – 0.35 lb. ai)	11 – 13 fl oz product (0.25 – 0.3 lb ai)
Fine (heavy) Soils: (silty clay, clay loam, silty clay loam, clay)	17 to 21 fl oz product (0.4 to 0.5 lb. ai)	13 – 17 fl oz product (0.3 to 0.4 lb. ai)

PRECAUTIONS

Application of Command 3ME herbicide to fields which have been precision leveled with deep cuts may result in rice crop injury including stand loss. Consult with rice specialists for soil amending practices which can reduce potential for herbicide injury in precision leveled fields.

ROTATIONAL CROP RESTRICTIONS

Rotate to crops as listed below. Refer to section headed "Rotational Cropping Precautions."

Note: When using Command 3ME with other registered herbicides always refer to rotational restrictions and directions on the other product's label.

2/3 to 2 1/8 PT (11 – 34 fl oz) (0.25 to 0.8 LB. A.I.)		
ANYTIME	9 MONTHS	12 MONTHS
Cotton*	All crops listed above	All crops
Peas	plus:	
Peppers	Cotton	
Pumpkins (processing)	Corn	
Rice	—Field	
Soybeans	—Pop	
Squash	—Seed	
Sweet Potatoes	—Sweet	
Tobacco	Cucurbits	
Tuberous and Corm	Dry Beans	
Veg.	Peanuts	
	Potatoes	
	Snap Beans	
	Sorghum	
	Sugar Beets	
	Tomatoes	
	(Transplanted)	

Cover crops, however, may be planted anytime but stand reductions may occur in some areas.

* Refer to the section "Requirements for Planting Time Applications" and "Replanting Instructions."

RESTRICTIONS

Do not use this treatment in water-seeded rice.

Do not apply Command 3ME on rice fields in which concurrent crayfish or catfish farming are included in the cultural practices.

Do not use water containing Command 3ME residues from rice cultivation to irrigate food or feed crops which are not registered for use with Command 3ME.

Do not apply more than 34 fl oz Command 3ME (0.8 lb a.i. clomazone) per acre per year.

Do not retreat fields with a second pre-emergent application of Command 3ME.

Do not replant treated fields with any crop at intervals that are inconsistent with the ROTATIONAL CROP INSTRUCTIONS on the Command 3ME label.

Do not graze or harvest for food or feed cover crops planted less than 9 months after Command 3ME treatment.

SOYBEANS

PRODUCT INFORMATION

Command 3ME herbicide may be utilized as a pre-emergent soil applied treatment for the control of annual grass and broadleaf weeds in soybeans.

Command 3ME herbicide may be tank mixed with other pre-emergent soybean herbicides to broaden the weed control spectrum compared to the products applied alone. Command 3ME may be tank mixed with Canopy®, Dual®, Lasso®, Lexone®, Lorox®, Lorox Plus®, Prowl®, Pursuit®, Scepter®, Sencor®, Sonalan®, Squadron®, or other registered herbicides. Observe all directions, instructions, and rotational cropping restrictions of each product's label when tank mixing, including all references to potential carryover and crop injury warnings or restrictions. Follow the most restrictive restrictions and instructions for all products used.

Water or liquid fertilizer may be used as a carrier for Command 3ME when applied alone, or when tank mixed with the herbicides listed above, unless use directions specifically state otherwise.

REPLANTING INSTRUCTIONS

If initial seeding of soybeans fails to produce a stand, soybeans may be replanted in fields treated with Command 3ME alone (or with specified tank mixtures). When tank mixing with a labeled product, refer to the soybean replant instructions for that product.

Soybeans - Northern Area—See Map

SPECIAL RESTRICTIONS

Off-site movement of spray drift or vapors of Command® 3ME herbicide can cause foliar whitening or yellowing of some plants. Prior to making applications, read and strictly follow all restrictions and instructions in the APPLICATION DIRECTIONS, SPRAY DRIFT RESTRICTIONS and SPRAY DRIFT MANAGEMENT sections.

COMMAND® 3ME HERBICIDE

APPLIED ALONE

RATES AND WEEDS CONTROLLED¹

<p>1 1/3 PT. (0.50 LB. A.I.)</p> <p><u>GRASSES</u></p> <p>Suppression of some annual grasses</p>	<p>2.0 PT. (0.75 LB A.I.)</p> <p><u>GRASSES</u></p> <p>Barnyardgrass Crabgrass —Large —Smooth Field Sandbur Foxtail —Giant —Green —Robust —Yellow Goosegrass Panicum —Common —Fall —Texas Seedling Johnsongrass*</p>	<p>2 2/3 PT. (1.0 LB. A.I.)</p> <p><u>GRASSES</u></p> <p>All grasses controlled at 2.0 pints <i>plus</i>: Bermudagrass* Broadleaf Signalgrass Cupgrass —Southwestern —Woolly* Seedling Johnsongrass Shattercane* Wild Proso Millet*</p>
<p>1 1/3 PT.² (0.50 LB. A.I.)</p> <p><u>BROADLEAVES</u></p> <p>Velvetleaf Spurred Anoda</p>	<p>2.0 PT. (0.75 LB A.I.)</p> <p><u>BROADLEAVES</u></p> <p>Velvetleaf Spurred Anoda <i>plus</i>: Common Ragweed* Galinsoga Jimsonweed* Lambsquarters Prickly Sida Purslane Smartweed* —Ladythumb* —Pennsylvania* Venice Mallow</p>	<p>2 2/3 PT. (1.0 LB. A.I.)</p> <p><u>BROADLEAVES</u></p> <p>All broadleaves controlled at 2.0 pints <i>plus</i>: Black Seeded Plantain Cocklebur* Common Ragweed Jimsonweed Kochia Smartweed —Ladythumb —Pennsylvania Tropic Croton</p>

* Partially Controlled

1 Use higher label rates (a minimum of 2 2/3 pints per acre) for fields that have previously been in conservation programs, or where heavy weed pressure is anticipated. Select lower to higher rates based on lighter to heavier soil types.

2 For heavy weed pressure or heavy soils use 1 2/3 pints per acre to control Velvetleaf or Spurred Anoda.

ROTATIONAL CROP RESTRICTIONS

Rotate to crops as listed below. Refer to section headed "Rotational Cropping Precautions."

NOTE: When using Command 3ME with other registered herbicides always refer to rotational restrictions and directions on the other product's label.

1 1/3 PT. (0.50 LB. A.I.)	2.0 PT. (0.75 LB A.I.)	2 2/3 PT. (1.0 LB. A.I.)
<u>ANYTIME</u>	<u>ANYTIME</u>	<u>ANYTIME</u>
Cabbage (transplanted)	Cotton*	Cotton*
Cotton*	Peppers	Peppers
Peas	Rice	Soybeans
Peppers	Soybeans	Sweet Potato
Pumpkins (processing)	Squash (Winter)	Tobacco
Rice	Sweet Potato	Tuberous and Corm
Soybeans	Tobacco	Veg.
Squash	Tuberous and Corm	
Sweet Potato	Veg.	
Tobacco		
Tuberous and Corm		
Veg.		
<u>9 MONTHS</u>	<u>9 MONTHS</u>	<u>9 MONTHS</u>
All crops listed above	All crops listed above	All crops listed above
<i>plus:</i>	<i>plus:</i>	<i>plus:</i>
Cabbage (Direct Seeded)	Cabbage	Cabbage
Corn	Corn	Corn
—Field	—Field	—Field
—Pop	—Pop	—Pop
—Seed	—Seed	Cotton
—Sweet	—Sweet	Cucurbits
Cotton	Cotton	Dry Beans
Cucurbits	Cucurbits	Peanuts
Dry Beans	Dry Beans	Peas
Peanuts	Peanuts	Potatoes
Potatoes	Peas	Pumpkins (processing)
Snap Beans	Potatoes	Rice
Sorghum	Pumpkins (processing)	Snap Beans
Sugar Beets	Rice	Sorghum
Tomatoes	Snap Beans	Squash
(Transplanted)	Sorghum	Sugar Beets
	Squash (Summer)	Tomatoes
	Sugar Beets	(Transplanted)
	Tomatoes	
	(Transplanted)	
<u>12 MONTHS</u>	<u>12 MONTHS</u>	<u>12 MONTHS</u>
All crops listed above	All crops listed above	All crops listed above
<i>plus:</i>	<i>plus:</i>	<i>plus:</i>
Tomatoes (all)	Tomatoes (all)	Seed Corn
Wheat	Wheat	Sweet Corn
		Tomatoes (all)
		Wheat
<u>16 MONTHS</u>	<u>16 MONTHS</u>	<u>16 MONTHS</u>
All crops	All crops	All crops

Cover crops, however, may be planted anytime but stand reductions may occur in some areas. Do not graze or harvest for food or feed cover crops planted less than 9 months after Command 3ME treatment.

* Refer to the "Requirements for Planting Time Applications" and "Replanting Instructions" in the Cotton Directions for Use section.

RESTRICTIONS

Do not allow livestock to graze on treated soybean vines or feed treated vines or vine trash to livestock.

Do not retreat field with a second application of Command 3ME.

Do not replant treated fields with any crop at intervals which are inconsistent with the Rotational Crop Instructions on this label.

Do not apply more than 1.25 lb ai per acre clomazone (3 1/3 pts per acre Command 3ME) per year.

Soybeans - Southern Area—See Map

SPECIAL RESTRICTIONS

Off-site movement of spray drift or vapors of Command® 3ME herbicide can cause foliar whitening or yellowing of some plants. Prior to making applications, read and strictly follow all restrictions and instructions in the APPLICATION DIRECTIONS, SPRAY DRIFT RESTRICTIONS and SPRAY DRIFT MANAGEMENT sections.

Additional Restrictions For Soybean Applications:

Use the lowest possible boom height while maintaining a uniform spray pattern, in conjunction with nozzle type, size, operating pressure and volume that meet a droplet size classification of **coarse or greater**.

Prior to application, adjacent properties must be checked, and spraying within 300 feet of desirable plants must be avoided.

COMMAND® 3ME HERBICIDE

APPLIED ALONE

RATES AND WEEDS CONTROLLED¹

1 1/3 PT. (0.50 LB. A.I.) GRASSES	2.0 PT. (0.75 LB. A.I.) GRASSES	2 2/3 PT. (1.0 LB. A.I.) GRASSES	3 1/3 PT. (1.25 LB. A.I.) GRASSES
Suppression of some annual grasses	Barnyardgrass Broadleaf Signalgrass Crabgrass —Large —Smooth Foxtail —Giant —Green Goosegrass Panicum —Common —Fall —Texas Seedling Johnsongrass Field Sandbur*	All grasses controlled at 2.0 pints <i>plus</i> : Cupgrass —South-western —Woolly Field Sandbur Bermudagrass* Red Rice* Itchgrass ³	All grasses controlled at 2 2/3 pints <i>plus</i> : Foxtail —Purple —Robust —Yellow Junglerice* Shattercane* Wild Proso Millet*

1 1/3 PT. (0.50 LB. A.I.) BROADLEAVES	2.0 PT. (0.75 LB. A.I.) BROADLEAVES	2 2/3 PT. (1.0 LB. A.I.) BROADLEAVES	3 1/3 PT. (1.25 LB. A.I.) BROADLEAVES
Velvetleaf Spurred Anoda	Velvetleaf Spurred Anoda <i>plus</i> : Common Ragweed* Jimsonweed* Lambsquarter Pennsylvania Smartweed* Prickly Sida Purslane Redweed Venice Mallow	All broadleaves controlled at 2.0 pints <i>plus</i> : Cocklebur Common Ragweed Dayflower Florida Beggarweed Florida Pusley Jimsonweed Kochia* Redvine* Tropic Croton Wild Poinsettia ⁴	All broadleaves controlled at 2 2/3 pints <i>plus</i> : Balloonvine* Black Nightshade* Curly Dock Joint Vetch* Kochia Morningglory —Pitted Pennsylvania Smartweed Pigweed —Redroot* —Smooth* Prostrate Spurge

* Partially Controlled

¹ Use higher label rates (a minimum of 2 2/3 pints per acre) for fields that have previously been in conservation programs, or where heavy weed pressure is anticipated. Select lower to higher rates based on lighter to heavier soil types. For fields that have previously been in conservation programs, use a minimum application rate of 3 1/3 pints per acre for cocklebur or common ragweed control.

² For heavy weed pressure or heavy soils use 1 2/3 pints per acre to control Velvetleaf or Spurred Anoda.

³ For control of Itchgrass, do not incorporate Command 3ME. For high weed pressure and heavy soils use 3 1/3 pints.

⁴ Use in AR/LA/MS/TX/OK only—for high pressure and heavy soils use 3 1/3 pints.

ROTATIONAL CROP RESTRICTIONS

Rotate to Crops as listed below. Refer to section headed "Rotational Cropping Precautions."

NOTE: When using Command 3ME with other registered herbicides always refer to rotational restrictions and directions on the other product's label.

1 1/3 PT. (0.50 LB. A.I.) ANYTIME	2.0 to 2 2/3 PT. (0.75 to 1.0 LB. A.I.) ANYTIME	3 1/3 PT. (1.25 LB. A.I.) ANYTIME
Cabbage (transplanted)	Cotton*	Cotton*
Cotton*	Peppers	Soybeans
Peas	Rice	Sweet Potato
Peppers	Soybeans	Tobacco
Pumpkins (processing)	Squash (winter)(2.0 PT.)	Tuberous & Corm Vegs.
Rice	Sweet Potato	
Soybeans	Tobacco	
Squash	Tuberous & Corm	
Sweet Potato	Vegs.	
Tobacco		
Tuberous & Corm		

Vegs.

<u>9 MONTHS</u>	<u>9 MONTHS</u>	<u>9 MONTHS</u>
All crops listed above	All crops listed above	All crops listed above
<i>plus:</i>	<i>plus:</i>	<i>plus:</i>
Cabbage (direct seeded)	Cabbage	Cabbage
Corn	Corn	Corn
—Field	—Field	—Field
—Pop	—Pop	—Pop
—Seed	—Seed	—Seed
—Sweet	—Sweet	—Sweet
Cotton	Cotton	Cotton
Cucurbits	Cucurbits	Cucurbits
Dry Beans	Dry Beans	Dry Beans
Peanuts	Peanuts	Peanuts
Peanuts	Peas	Peas
Potatoes	Potatoes	Peppers
Snap Beans	Pumpkins (processing)	Potatoes
Sorghum	Rice	Pumpkins (processing)
Sugar Beets	Snap Beans	Rice
Tomatoes	Sorghum	Snap Beans
(Transplanted)	Squash (summer)	Sorghum
	Sugar Beets	Squash
	Tomatoes	Sugar Beets
	(Transplanted)	Tomatoes
		(Transplanted)
 <u>12 MONTHS</u>	 <u>12 MONTHS</u>	 <u>12 MONTHS</u>
All crops	All crops	All crops

Cover crops, however, may be planted anytime but stand reductions may occur in some areas. Do not graze or harvest for food or feed cover crops planted less than 9 months after Command 3ME treatment.

* Refer to the "Requirements for Planting Time Applications" and "Replanting Instructions" in the Cotton Directions for Use section.

RESTRICTIONS

Do not allow livestock to graze on treated soybean vines or feed treated vines or vine trash to livestock.

**COMMAND® 3ME HERBICIDE
APPLIED IN COMBINATIONS FOR SOYBEANS**

Command 3ME herbicide may be tank mixed with other soybean herbicides to broaden the weed control spectrum compared to the products applied alone. In the sections that follow FMC recommends a combination of products and application rates to broaden weed control spectrum. FMC makes no claims as to weed control for any combination of rates or products other than as directed in this label. Additional instructions for product use with other herbicides not included in the following sections may become available subsequent to the date of publication for this label. Please check with your dealer for more recent FMC technical bulletins and label supplements. When applying mixtures of Command 3ME with other herbicides, observe all directions and limitations appearing on the labels of each product. Follow the most restrictive restrictions and instructions for all products used. Observe all application precautions, rotational crop restrictions and replanting instructions of each product's label when using tank mixes.

**Command 3ME Herbicide plus Canopy® Herbicide —
Northern & Southern Areas**

Tank mix combination for broadened weed control spectrum.

Soil Texture	Broadcast Rates Per Acre*		
	Command		Canopy
(1/2 to 5% Organic Matter)	North	South	
Coarse (light) Soils: (loamy sand, sandy loam)	2.0 to 2 2/3 pints	2 2/3 to 3 1/3 pints	4 to 6 oz.
Medium Soils: (loam, silt, silt loam, sandy clay, sandy clay loam)	2.0 to 2 2/3 pints	2 2/3 to 3 1/3 pints	5 to 8 oz.
Fine (heavy) Soils: (silty clay, clay loam, silty clay loam, clay)	2.0 to 2 2/3 pints	2 2/3 to 3 1/3 pints	6 to 8 oz.

* Select lower to higher rates within the range to correspond to the coarser to finer soil types within the textural group. Rate within the range should correspond to anticipated weed pressure.

WEEDS CONTROLLED:	
<u>Grass Weeds</u> All species listed under the section Command Applied Alone Rates and Weeds Controlled.	<u>Broadleaf Weeds</u> All species listed under the section Command Applied Alone Rates and Weeds Controlled, plus the following: Cocklebur** Copperleaf, hophornbeam*

	Hemp sesbania Morningglory* (Annual, Ivyleaf, Entireleaf, Pitted, Tall) Pigweed (Redroot, Smooth) Sicklepod*
--	--

* Partially Controlled

** Large seeded weeds, germinating deep in the soil, such as morningglory, sickle-pod and cocklebur or weeds with subsequent flushes may require a cultivation or an application of a postemergence herbicide for season long control.

When applying mixtures of Command 3ME plus Canopy, observe all cautions and limitations appearing on the labels of each product. Special attention must be paid to sections regarding planting depth, phosphate pesticide interaction, previous pesticides, and sensitive soybean varieties on the Canopy label. Observe application directions, rotational instructions and replanting instructions of each product's label when using tank mixtures.

RESTRICTION

Do not apply to soils less than 1/2% Organic Matter.

Command 3ME Herbicide plus Dual® 8 E Herbicide —Northern & Southern Areas

Tank mix combination for broadened weed control spectrum.

Soil Texture	Broadcast Rates Per Acre*		
	Command		Dual 8 E
	North	South	
Coarse (light) Soils: (loamy sand, sandy loam)	2.0 to 2 2/3 pints	2 2/3 to 3 1/3 pints	1 1/2 to 2 pints
Medium Soils: (loam, silt, silt loam, sandy clay, sandy clay loam)	2.0 to 2 2/3 pints	2 2/3 to 3 1/3 pints	2 to 2 1/2 pints
Fine (heavy) Soils: (silty clay, clay loam, silty clay loam, clay)	2.0 to 2 2/3 pints	2 2/3 to 3 1/3 pints	2 to 2 1/2 pints

WEEDS CONTROLLED:	
<u>Grass Weeds</u> All species listed under the section Command Applied Alone Rates and Weeds Controlled, plus the following: Nutsedge Red Rice* Witchgrass	<u>Broadleaf Weeds</u> All species listed under the section Command Applied Alone Rates and Weeds Controlled, plus the following: Black Nightshade Carpetweed Pigweed

* Use higher rates in areas with heavy pressure.

When applying mixtures of Command 3ME plus Dual, observe all cautions and limitations appearing on the labels of each product. Observe all application precautions, rotational crop restrictions and replanting instructions of each product's label when using tank mixtures. Follow the most restrictive precautions and instructions for all products used

Command 3ME Herbicide plus Lasso® or Lasso® Micro-Tech — Northern & Southern Areas

A tank mix combination of Command 3ME herbicide and Lasso or Lasso Micro-Tech herbicide will broaden the weed control spectrum compared to either product used alone.

Soil Texture	Broadcast Rates Per Acre*		
	Command		Lasso*/Lasso Micro-Tech
	North	South	
Coarse (light) Soils: (loamy sand, sandy loam)	2.0 to 2 2/3 pints	2 2/3 to 3 1/3 pints	2 to 2 1/2 quarts
Medium Soils: (loam, silt, silt loam, sandy clay, sandy clay loam)	2.0 to 2 2/3 pints	2 2/3 to 3 1/3 pints	2 1/2 to 3 quarts
Fine (heavy) Soils: (silty clay, clay loam, silty clay loam, clay)	2.0 to 2 2/3 pints	2 2/3 to 3 1/3 pints	2 1/2 to 3 quarts

* Select lower to higher rates within the ranges noted based on lighter to heavier soil types (e.g., sand, loamy sand, sandy loam) within a textural group.

WEEDS CONTROLLED:	
<u>Grass Weeds</u> All species listed under the section Command Applied Alone Rates and Weeds Controlled	<u>Broadleaf Weeds</u> All species listed under the section Command Applied Alone Rates and Weeds Controlled, plus the following: Black Nightshade Carpetweed Pigweed

When applying mixtures of Command 3ME herbicide plus Lasso or Lasso Micro-Tech, observe all cautions and limitations appearing on the labels of each product. Observe all application directions, rotational crop restrictions and replanting instructions of each product's label when using tank mixtures. Follow the most restrictive restrictions and instructions for all products used.

Command 3ME Herbicide plus Lorox®

A pre-emergence tank mix combination of Command 3ME herbicide and Lorox herbicide will broaden the weed control spectrum compared to either product alone.

The tank mix combination may not be incorporated.

Soil Texture	Broadcast Rates Per Acre*		
	Command		Lorox DF ⁺
	North	South	
Coarse (light) Soils: (loamy sand**, sandy loam)	2.0 to 2 2/3 pints	2 2/3 to 3 1/3 pints	2/3 to 1 lb.
Medium Soils: (loam, silt, silt loam, sandy clay, sandy clay loam)	2.0 to 2 2/3 pints	2 2/3 to 3 1/3 pints	1 to 1 1/2 lbs.
Fine (heavy) Soils: (silty clay, clay loam, silty clay loam, clay)	2.0 to 2 2/3 pints	2 2/3 to 3 1/3 pints	1 1/4 to 2 lbs.

* Select lower to higher rates within the ranges noted based on lighter to heavier soil types (e.g., loam, silt loam, sandy clay, sandy clay loam) within a textural group.

+ Plant seed at least 1 3/4 inches deep or Lorox injury to soybeans may result. Refer to Lorox label for other planting and application directions, one pint of Lorox L equals one pound of Lorox DF, use equivalent rates.

WEEDS CONTROLLED (plus Lorox):	
<u>Grass Weeds</u> All species listed under the section Command Applied Alone Rates and Weeds Controlled.	<u>Broadleaf Weeds</u> All species listed under the section Command Applied Alone Rates and Weeds Controlled, plus the following: Carpetweed Chickweed Pigweed (Redroot, Smooth) Wild Mustard Wild Radish

When applying mixtures of Command plus Lorox, observe all cautions and limitations appearing on the labels of each product. Observe application directions, rotational crop/grazing and feeding restrictions and replanting instructions sections of this label when using tank mixtures.

RESTRICTION

Do not use on sand, loamy sand, gravelly soils, or exposed subsoils or soils with less than 1% organic matter. Use only on loamy sand with over 1% organic matter.

Command 3ME Herbicide plus Lorox Plus®

A pre-emergence tank mix combination of Command 3ME herbicide and Lorox Plus herbicide will broaden the weed control spectrum compared to either product alone.

The tank mix combination may not be incorporated.

Soil Texture	Broadcast Rates Per Acre*		
	Command		Lorox ⁺ Plus
	North	South	
Coarse (light) Soils: (loamy sand**, sandy loam)	2.0 to 2 2/3 pints	2 2/3 to 3 1/3 pints	9 to 12 oz.
Medium Soils: (loam, silt, silt loam, sandy clay, sandy clay loam)	2.0 to 2 2/3 pints	2 2/3 to 3 1/3 pints	10 to 14 oz.
Fine (heavy) Soils: (silty clay, clay loam, silty clay loam, clay)	2.0 to 2 2/3 pints	2 2/3 to 3 1/3 pints	11 to 14 oz.

* Select lower to higher rates within the ranges noted based on lighter to heavier soil types (e.g., loam, silt loam, sandy clay, sandy clay loam) within a textural group.

+ Plant seed at least 1 3/4 inches deep or Lorox injury to soybeans may result. Refer to Lorox Plus label for other planting and application directions.

WEEDS CONTROLLED:	
<u>Grass Weeds</u> All species listed under the section Command Applied Alone Rates and Weeds Controlled	<u>Broadleaf Weeds</u> All species listed under the section Command Applied Alone Rates and Weeds Controlled, plus the following: Black Nightshade* Carpetweed Cocklebur** Giant Ragweed*

	Morningglory* (Annual, Ivy leaf, Entireleaf, Pitted, Tall) Mustards Pigweed (Redroot, Smooth)
--	---

* Partially Controlled

** Large seeded weeds, germinating deep in the soil, such as morningglory, sicklepod and cocklebur or weeds with subsequent flushes may require a cultivation or an application of a post-emergence herbicide for season long control.

When applying mixtures of Command plus Lorox Plus, observe all cautions and limitations appearing on the labels of each product. Observe application directions, rotational crop/grazing and feeding restrictions and replanting instructions sections of this label when using tank mixtures. Follow the most restrictive restrictions and instructions for all products used.

RESTRICTIONS

Do not use on sand, loamy sand, gravelly soils, or exposed subsoils or soils with less than 1% organic matter. Use only on loamy sand with over 1% organic matter

Command 3ME Herbicide plus Metribuzin (Sencor® or Lexone®) — Northern Area Only

A tank mix combination of Command 3ME herbicide and metribuzin will broaden the weed control spectrum compared to either product used alone.

Soil Texture	Broadcast Rates Per Acre*	
	Command	Sencor DF ⁺ Lexone DF
Coarse (light) Soils: (loamy sand**, sandy loam)	2.0 to 2 2/3 pints	1/4 to 1/3 lb.
Medium Soils: (loam, silt, silt loam, sandy clay, sandy clay loam)	2.0 to 2 2/3 pints	1/4 to 1/2 lb.
Fine (heavy) Soils: (silty clay, clay loam, silty clay loam, clay)	2.0 to 2 2/3 pints	1/3 to 1/2 lb.

* Select lower to higher rates within the ranges noted based on lighter to heavier soil types (e.g., loam, silt loam, sandy clay, sandy clay loam) within a textural group.

+ For pints Sencor 4 or Lexone 4L, multiply pounds DF by 1.5.

NOTE: Metribuzin injury to soybeans may occur under excess moisture conditions, cool weather, or compacted soil areas.

WEEDS CONTROLLED:	
<u>Grass Weeds</u> All species listed under the section Command Applied Alone Rates and Weeds Controlled.	<u>Broadleaf Weeds</u> All species listed under the section Command Applied Alone Rates and Weeds Controlled, plus the following: Carpetweed Pigweed* (Redroot, Smooth) Wild Mustard

* Use the higher rate of metribuzin for a given soil type.

When applying mixtures of Command 3ME plus metribuzin, observe all cautions and limitations appearing on the labels of each product. Observe all application directions, rotational crop restrictions and replanting instructions of each product's label when using tank mixtures. Follow the most restrictive restrictions and instructions for all products used.

RESTRICTIONS

Do not use Command 3ME in combination with metribuzin on soils with less than 0.5% organic matter, on sand, or on loamy sand with less than 2% organic matter, or on soils having a calcareous surface area or a pH of 7.5 or higher as metribuzin injury to soybeans may occur.

Command 3ME Herbicide plus Metribuzin (Sencor® or Lexone®) — Southern Area Only

A tank mix combination of Command 3ME herbicide and metribuzin will broaden the weed control spectrum compared to either product used alone.

Soil Texture	Broadcast Rates Per Acre*	
	Command	Sencor DF ⁺ Lexone DF
Coarse (light) Soils: (loamy sand**, sandy loam)	2 2/3 to 3 1/3 pints	1/4 to 1/3 lb.
Medium Soils: (loam, silt, silt loam, sandy clay, sandy clay loam)	2 2/3 to 3 1/3 pints	1/4 to 1/2 lb.
Fine (heavy) Soils: (silty clay, clay loam, silty clay loam, clay)	2 2/3 to 3 1/3 pints	1/3 to 2/3 lb.

* Select lower to higher rates within the ranges noted based on lighter to heavier soil types (e.g., loam, silt loam, sandy clay, sandy clay loam) within a textural group.

+ For pints Sencor 4 or Lexone 4L, multiply pounds DF by 1.5.

Use 2/3 to 1 pound metribuzin on silty clay and heavy clay soils of the Mississippi Delta.

NOTE: Metribuzin injury to soybeans may occur under excess moisture conditions, cool weather, or compacted soil areas.

WEEDS CONTROLLED:	
<u>Grass Weeds</u> All species listed under the section Command Applied Alone Rates and Weeds Controlled.	<u>Broadleaf Weeds</u> All species listed under the section Command Applied Alone Rates and Weeds Controlled, plus the following: Carpetweed Hemp sesbania (Coffeeweed) Pigweed (Redroot, Smooth) Sicklepod** Wild Mustard

+Reduced Competition

* Use the higher rate of metribuzin for a given soil type.

When applying mixtures of Command 3ME plus metribuzin, observe all cautions and limitations appearing on the labels of each product. Observe all application directions, rotational instructions and replanting instructions of each product's label when using tank mixtures.

RESTRICTIONS

Do not use Command 3ME in combination with metribuzin on soils with less than 0.5% organic matter, on sand, or on loamy sand with less than 2% organic matter, or on soils having a calcareous surface area or a pH of 7.5 or higher as metribuzin injury to soybeans may occur.

Command 3ME Herbicide plus Prowl® 4 EC Herbicide — Northern & Southern Areas

A tank-mix combination of Command 3ME and Prowl will broaden the weed control spectrum of either product used alone.

Soil Texture	Broadcast Rates Per Acre*		
	Command		Prowl 4 EC
	North	South	
Coarse (light) Soils: (loamy sand, sandy loam)	2.0 to 2 2/3 pints	2 2/3 to 3 1/3 pints	1 to 1 1/2 pints
Medium Soils: (loam, silt, silt loam, sandy clay, sandy clay loam)	2.0 to 2 2/3 pints	2 2/3 to 3 1/3 pints	2 pints
Fine (heavy) Soils: (silty clay, clay loam, silty clay loam, clay)	2.0 to 2 2/3 pints	2 2/3 to 3 1/3 pints	2 to 2 1/2 pints

* Select lower to higher rates within the ranges noted based on lighter to heavier soil types (e.g., loam, silt loam, sandy clay, sandy clay loam) within a textural group.

WEEDS CONTROLLED:	
<u>Grass Weeds</u> All species listed under the section Command Applied Alone Rates and Weeds Controlled.	<u>Broadleaf Weeds</u> All species listed under the section Command Applied Alone Rates and Weeds Controlled, plus the following: Carpetweed Pigweed (Redroot, Smooth)

When applying mixtures of Command 3ME plus Prowl, observe all cautions and limitations appearing on the labels of each product. Observe all application directions, rotational crop restrictions and replanting instructions of each product's label when using tank mixtures. Follow the most restrictive restrictions and instructions for all products used.

Command 3ME Herbicide Followed by Post-emergence Applications of Pursuit® Herbicide

Following application of Command 3ME herbicide a post-emergence application of Pursuit herbicide can be made to broaden the weed control spectrum.

Soil Texture*	Broadcast Rates Per Acre	
	Command*	Pursuit **
Coarse, Medium and Fine	2.0 to 2 2/3 pints	2 to 3 fl. oz.

* Select lower to higher rates within the ranges noted based on lighter to heavier soil types.

+ Application of Command 3ME herbicide will reduce competition from the above weeds. This allows for control of light to moderate infestations with a post-emergence application of Pursuit herbicide at the noted rate. Application should be made to weeds less than one inch tall.

**Post-emergence application requires specific additives. Refer to current Pursuit label for specific directions.

Command 3ME herbicide followed by Pursuit Post-emergence

Weeds Controlled*	Maximum Height
Cocklebur	1"

Pigweed	1"
Nightshade	1"
– Black	
– Eastern black	
– Hairy	
Mustard species	1"
Smartweed, Pennsylvania	1"

*In addition to the weeds controlled by Command 3ME alone.

Erratic control may occur under heavy weed infestations. Control may be improved by cultivating approximately 14 days after the post-emergence treatment.

Refer to the Application Instructions portion of this label and to the Pursuit herbicide label for specific application instructions. Observe all application precautions, rotational crop restrictions and replanting instructions of each product's label when applying each product. Follow the most restrictive precautions and instructions for all products used.

RESTRICTIONS

DO NOT apply Pursuit herbicide when wind velocity is greater than 10 mph, or when spray may be carried to sensitive crops. Sensitive crops include leafy vegetables and sugar beets.

Command 3ME Herbicide plus Scepter® Herbicide — Northern Area Only

See Scepter label for appropriate geographic and rainfall restrictions.

A tank mix combination of Command 3ME and Scepter will broaden the weed control spectrum of either product used alone.

Soil Texture	Broadcast Rates Per Acre*	
	Command	Scepter
All Soil Types	2.0 to 2 2/3 pints	1/3 to 1/2 pint**

* Use higher use rates, within the range stated above, when heavier weed pressure is anticipated.

** Rates based on Scepter products containing 1.5 pounds of active ingredient. Equivalent amounts of Scepter O.T. containing 2.5 pounds active ingredient are 3.2 to 4.8 fluid ounces (1/5 to 1/3 pint) respectively.

WEEDS CONTROLLED:	
<u>Grass Weeds</u> All species listed under the section Command Applied Alone Rates and Weeds Controlled.	<u>Broadleaf Weeds</u> All species listed under the section Command Applied Alone Rates and Weeds Controlled, plus the following: Black Nightshade Cocklebur Common Sunflower Giant Ragweed* Pigweed spp.

* Partially controlled

NOTE: Adequate soil moisture is important for optimum tank mix applications.

When applying mixtures of Command 3ME plus Scepter, observe all cautions and limitations appearing on the labels of each product. Observe all application directions, rotational crop restrictions and replanting instructions of each product's label when using tank mixtures. Follow the most restrictive restrictions and instructions for all products used.

Command 3ME Herbicide plus Scepter Herbicide — Southern Area Only

See Scepter label for appropriate geographic and rainfall restrictions.

A tank mix combination of Command 3ME and Scepter will broaden the weed control spectrum of either product used alone.

Soil Texture	Broadcast Rates Per Acre*	
	Command*	Scepter
All Soil Types	2 2/3 to 3 1/3 pints	1/2 to 2/3 pint**

* Use higher use rates, within the range stated above, when heavier weed pressure is anticipated.

** Rates based on Scepter products containing 1.5 pounds of active ingredient. Equivalent amounts of Scepter O.T. containing 2.5 pounds active ingredient are 4.8 to 7.2 fluid ounces respectively.

WEEDS CONTROLLED:	
<u>Grass Weeds</u> All species listed under the section Command Applied Alone Rates and Weeds Controlled.	<u>Broadleaf Weeds</u> All species listed under the section Command Applied Alone Rates and Weeds Controlled, plus the following: Black Nightshade Cocklebur

	Common Sunflower Pigweed spp. Wild Poinsettia
--	---

In the event of a crop loss due to weather conditions, soybeans can be replanted.

NOTE: Adequate soil moisture is important for optimum tank mix applications.

When applying mixtures of Command 3ME plus Scepter, observe all cautions and limitations appearing on the labels of each product. Observe all application directions, rotational crop restrictions and replanting instructions of each product's label when using tank mixtures. Follow the most restrictive restrictions and instructions for all products used.

RESTRICTIONS

DO NOT make additional Command 3ME or Command-Scepter® tank mix applications.

Command 3ME Herbicide plus Sonalan® EC Herbicide — Northern Area Only

A tank mix combination of Command 3ME and Sonalan will broaden the weed control spectrum of either product used alone.

Soil Texture	Broadcast Rates Per Acre*	
	Command	Sonalan EC
Coarse (light) Soils:(loamy sand, sandy loam)	2.0 to 2 2/3 pints	1 1/4 to 2 pints
Medium Soils: (loam, silt, silt loam, sandy clay, sandy clay loam)	2.0 to 2 2/3 pints	1 3/4 to 2 1/2 pints
Fine (heavy) Soils: (silty clay, clay loam, silty clay loam, clay)	2.0 to 2 2/3 pints	2 1/4 to 3 pints

* Select lower to higher rates within the range to correspond to the coarser to finer soil types within the textural group.

Rates within the range should correspond to anticipated weed pressure.

WEEDS CONTROLLED:	
<u>Grass Weeds</u> All species listed under the section Command Applied Alone Rates and Weeds Controlled.	<u>Broadleaf Weeds</u> All species listed under the section Command Applied Alone Rates and Weeds Controlled, plus the following: Carpetweed Pigweed (Redroot, Smooth)

When applying mixtures of Command 3ME plus Sonalan, observe all cautions and limitations appearing on the labels of each product. Observe all application directions, rotational crop restrictions and replanting instructions of each product's label when using tank mixtures. Follow the most restrictive restrictions and instructions for all products used.

Command 3ME Herbicide plus Squadron — Northern Area Only

See Squadron label for appropriate geographic restrictions.

A tank mix combination of Command 3ME and Squadron, will broaden the weed control spectrum of either product used alone.

Soil Texture	Broadcast Rates Per Acre	
	Command	Squadron
All Soil Types	2.0 to 2 2/3 pints	1 1/2 to 2 1/4 pints

WEEDS CONTROLLED:	
<u>Grass Weeds</u> All species listed under the section Command Applied Alone Rates and Weeds Controlled.	<u>Broadleaf Weeds</u> All species listed under the section Command Applied Alone Rates and Weeds Controlled, plus the following: Black Nightshade Cocklebur Common Sunflower Giant Ragweed* Pigweed spp.

* Partially controlled

When applying mixtures of Command 3ME plus Squadron, observe all cautions and limitations appearing on the labels of each product. Observe all application directions, rotational crop restrictions and replanting instructions of each product's label when using tank mixtures. Follow the most restrictive restrictions and instructions for all products used.

RESTRICTIONS

Do not exceed 11/2 pints in Northern Area (as defined on the Squadron label). Use higher rate of Squadron in areas of heavy cocklebur infestation.

Command 3ME Herbicide plus Squadron — Southern Area Only

See Squadron label for appropriate geographic restrictions.

A tank mix combination of Command 3ME and Squadron will broaden the weed control spectrum of either product used alone.

Soil Texture	Broadcast Rates Per Acre	
	Command	Squadron*
All Soil Types	2 2/3 to 3 1/3 pints	2 1/4 to 3 pints

* Use higher rate of Squadron in areas of heavy pigweed and cocklebur infestation.

WEEDS CONTROLLED:	
<u>Grass Weeds</u> All species listed under the section Command Applied Alone Rates and Weeds Controlled.	<u>Broadleaf Weeds</u> All species listed under the section Command Applied Alone Rates and Weeds Controlled, plus the following: Black Nightshade Cocklebur Common Sunflower Pigweed spp. Wild Poinsettia

When applying mixtures of Command 3ME plus Squadron, observe all cautions and limitations appearing on the labels of each product. Observe all application precautions, rotational crop restrictions and replanting instructions of each product's label when using tank mixtures. Follow the most restrictive restrictions and instructions for all products used.

APPLIED IN COMBINATIONS FOR SOYBEANS RESTRICTIONS

Do not incorporate tank mixtures of Command 3ME and other products.

COMMAND 3ME HERBICIDE APPLICATION FOLLOWED BY POST-EMERGENCE TREATMENTS

Post-emergence herbicides approved for use on soybeans may be applied following treatments of Command 3ME alone or in tank mix combinations for control of emerged weeds as listed on the post-emergence product labels. Read and follow the precautionary statements, directions for use, rates of application and all other information appearing on the product labels.

RESTRICTIONS Do not apply Classic, Pursuit or Scepter as a post-emergence treatment after Command 3ME plus Canopy, Preview, Pursuit Plus, Scepter, or Squadron in a tank mix treatment, unless the other product labels specifically recommend such a treatment, as those other herbicides share a common mode of action and may cumulatively cause injury to soybeans or rotational crops.

Command 3ME Herbicide Followed By Acifluorfen (Ultra Blazer®) Herbicide

Following an application of Command 3ME or tank mixture with Command 3ME, a post-emergence application of acifluorfen will control the following emerged broadleaf weeds:

- Broadleaf Weeds
- Black Nightshade
- Cocklebur
- Hemp sesbania
- Pigweed (Redroot)
- Pitted Morningglory
- Purple Moonflower
- Wild Mustard

Apply acifluorfen at a rate of 1 pint per acre with 0.25% crop oil concentrate to actively growing weeds at no more than the 4-leaf growth stage (do not count cotyledonary leaves but only the fully developed true leaves). This timing generally correlates to soybean growth stages of the first to third trifoliate leaves.

NOTE: Application of Command 3ME herbicide generally retards the development rate of weeds which may extend the period where acifluorfen can be effectively applied.

Read and follow all directions, restrictions, and warnings on all product labels.

Command 3ME Herbicide Followed By Scepter® Herbicide

Following an application of Command 3ME or tank mixtures with Command 3ME, a post-emergence application of Scepter herbicide (follow the directions for post-emergence treatments listed at the bottom of the previous page) will control the following emerged broadleaf weeds:

Broadleaf Weeds

Cocklebur, common
Pigweed
Wild Poinsettia

Apply Scepter after crop emergence but before weeds exceed a height of 12 inches (6 inches for Wild Poinsettia). Apply at a broadcast rate of 1/3 pint per acre. Apply when weeds are actively growing. DO NOT apply Scepter post-emergence when soybeans and weeds have been subjected to stress conditions such as temperature and moisture extremes. The total amount of Scepter must not exceed 1/3 pint per acre per year in northern areas or 2/3 pint per acre per year in southern areas as defined on the Scepter label. Squadron includes the same active ingredient as Scepter.

For post-emergence applications, the addition of a nonionic surfactant or crop oil concentrate is required. The nonionic surfactant should contain at least 80% active ingredient and should be applied at a rate of 2 pints per 100 gallons of spray mixture. Apply the crop oil concentrate (COC) at the rate stated on the COC label.

Read and follow all precautionary statements and restrictions, directions for use and all other information appearing on the Scepter label.

SUGARCANE

PRODUCT INFORMATION

Command 3ME herbicide may be utilized as a pre-emergent soil applied treatment for the control of annual grass and broadleaf weeds in sugarcane.

Command 3ME may be used at rates of 2 2/3 to 3 1/3 pints (1.0 to 1.25 LB. active ingredient) per acre on newly planted or ratoon sugarcane using ground equipment in a minimum of 10 to 40 gallons of water per acre. Command 3ME may be applied in late summer or early fall to newly planted sugarcane and to newly planted or ratoon sugarcane as a pre-emerge in spring through layby.

SPECIAL RESTRICTIONS

Off-site movement of spray drift or vapors of Command 3ME herbicide can cause foliar whitening or yellowing of some plants.

Avoid making applications when air currents may carry spray particles to acres where sensitive crops and plants are growing, or when temperature inversions exist. Prior to application, adjacent properties must be checked, and spraying within 300 feet of desirable plants must be avoided.

RESTRICTIONS

Do not apply Command 3ME herbicide within 1,200 feet of the areas listed below:

- Towns and Housing Developments
- Commercial Vegetable Production (except peppers, pumpkins, succulent peas, sweet corn, sweet potato and winter squash)
- Commercial Fruit/Nut production
- Commercial Nurseries
- Commercial Greenhouses

Do not retreat fields with a second application of Command 3ME.

Do not replant treated fields with any crop at intervals that are inconsistent with the ROTATIONAL CROP RESTRICTIONS on the Command 3ME label.

•

PRE-EMERGENT BANDED APPLICATION

For pre-emergent-banded treatments, refer to the directions for banded application in the Application Instructions section.

REPLANTING INSTRUCTIONS

If the initial planting of newly planted cane fails to produce a uniform stand sugarcane may be replanted in fields treated with Command 3ME alone. When tank mixing with a labeled product, refer to the replant instructions for that product. Where a tank mix is used, refer to the product's labels for any additional replant instructions. Follow the most restrictive restrictions and instructions for all products used.

If replanting is required follow the directions under REQUIREMENTS FOR PLANTING TIME APPLICATIONS noted above.

RESTRICTIONS

COMMAND 3ME HERBICIDE APPLIED ALONE

RATES AND WEEDS CONTROLLED¹

2 2/3 PT. (1.0 LB. A.I.) GRASSES	3 1/3 PT. (1.25 LB. A.I.) GRASSES
Barnyardgrass Broadleaf Signalgrass Crabgrass	All grasses controlled at 22/3 pints plus:

—Large —Smooth Cupgrass —Southwestern —Woolly Field Sandbur Foxtail —Giant —Green Goosegrass Itchgrass ² Panicum —Common —Fall —Texas Red Rice* Seedling Johnsongrass	Bermudagrass ¹ Foxtail —Purple —Robust —Yellow Junglerice* Shattercane* Wild Proso Millet*
--	--

2 2/3 PT. (1.0 LB. A.I.) <u>BROADLEAVES</u>	3 1/3 PT. (1.25 LB. A.I.) <u>BROADLEAVES</u>
Velvetleaf Spurred Anoda Cocklebur Common Ragweed Dayflower Florida Beggarweed Jimsonweed Kochia* Lambsquarter Pennsylvania Smartweed* Prickly Sida Purslane Redvine* Redweed Tropic Croton Venice Mallow Wild Poinsettia	All broadleaves controlled at 2 2/3 pint plus: Balloonvine* Black Nightshade* Curly Dock Joint Vetch* Kochia Morningglory —Pitted Pennsylvania Smartweed Pigweed —Redroot* —Smooth*

*Partially Controlled

1 For Suppression, Command 3ME at 1.25 LB. AI (3 1/3 pints) applied immediately after planted sugarcane in late summer and early fall has been effective in delaying Bermudagrass reestablishment.

2 For control of Itchgrass, do not incorporate Command 3ME. For heavy weed population and heavy soils use 3 1/3 pints.

COMMAND 3ME HERBICIDE MAY BE APPLIED WITH OTHER PRE-EMERGENT HERBICIDES REGISTERED FOR USE IN SUGARCANE.

Command 3ME may be applied in combination with other herbicides registered for use in sugarcane. Refer to the labels of the other herbicides for additional information. Carefully observe all application directions, rotational crop restrictions and replanting instructions of each product's label when using tank mixtures. Follow the most restrictive restrictions and instructions for all products used.

ROTATIONAL CROP RESTRICTIONS

Rotate to crops as listed below, otherwise crop injury may occur. Refer to sections headed "Rotational Cropping Precautions" and "Product Information."

Note: When using Command 3ME with other registered herbicides always refer to rotational restrictions and directions on the other product's label.

2 2/3 PT. (1.0 LB. A.I.)	3 1/3 PT. (1.25 LB. A.I.)
<u>ANYTIME</u> Cotton* Peppers Soybeans Sugarcane Sweet Potato Tobacco Tuberous & Corm Veggies.	<u>ANYTIME</u> Cotton* Sugarcane Soybeans Sweet Potato Tobacco Tuberous & Corm Veggies.
<u>9 MONTHS</u> All crops listed above <i>plus</i> : Cabbage Corn —Field —Pop —Seed —Sweet Cotton Cucurbits Dry Beans Peanuts Peas Potatoes Pumpkins (processing)	<u>9 MONTHS</u> All crops listed above <i>plus</i> : Cabbage Corn —Field —Pop —Seed —Sweet Cotton Cucurbits Dry Beans Peanuts Peas Peppers Potatoes

Rice Snap Beans Sorghum Squash Sugar Beets Tomatoes (Transplanted)	Pumpkins (processing) Rice Snap Beans Sorghum Squash Sugar Beets Tomatoes (Transplanted)
<u>12 MONTHS</u> All crops	<u>12 MONTHS</u> All crops

Cover crops, however, may be planted anytime but stand reductions may occur in some areas. Do not graze or harvest for food or feed cover crops planted less than 9 months after Command 3ME treatment.

* Refer to the section "Requirements for Planting Time Applications" and "Replanting Instructions" in the cotton directions for use section.

RESTRICTIONS

Do not apply more than 1.25 pounds active ingredient (3 1/3 pints) per acre of Command 3ME during one year.

Do not apply Command 3ME within 120 days prior to harvest on sugarcane for milling.

DO NOT apply aerially or through irrigation equipment.

Do not allow livestock to graze on treated sugarcane forage or trash, or feed treated sugarcane forage or trash to livestock.

TOBACCO

PRODUCT INFORMATION

Command 3ME herbicide may be utilized as a soil applied treatment prior to weed emergence, for the control of annual grass and broadleaf weeds in tobacco.

SPECIAL RESTRICTIONS

Off-site movement of spray drift or vapors of Command® 3ME herbicide can cause foliar whitening or yellowing of some plants. Prior to making applications, read and strictly follow all restrictions and instructions in the APPLICATION DIRECTIONS, SPRAY DRIFT RESTRICTIONS and SPRAY DRIFT MANAGEMENT sections.

Prior to application, adjacent properties must be checked, and spraying within 300 feet of desirable plants must be avoided.

PRE-EMERGENCE (Prior to Transplant)

Make a single broadcast application in a minimum of 20 gallons of water per acre at the rate of 2.0 to 2 2/3 pints (0.75-1.0 lb active) per acre. For heavy weed pressure or heavy soils use the higher specified rate, otherwise less than desirable weed control may result.

Apply immediately before, or up to 30 days prior to, transplanting. Apply as a surface treatment prior to emergence of weeds. If weeds emerge before pre-emergence application can be made, cultivate before or immediately preceding treatment. If field conditions indicate the need for additional seedbed preparation, the use of equipment which will move the herbicide no deeper than 1 1/2 - 2" is acceptable.

PRE-EMERGENCE (Post Transplant)

Make a single broadcast application in a minimum of 20 gallons of water per acre at the rate of 2.0 to 2 2/3 pints (0.75-1.0 lb active) per acre. For heavy weed pressure or heavy soils use the higher specified rate, otherwise less than desirable weed control may result. Apply no more than once per year using a maximum rate of 2 2/3 pints (1.0 lb. ai/A) per acre. Apply over-the-top of tobacco plants immediately, or up to 7 days after, transplanting but prior to emergence of weeds. If weeds emerge before application can be made, cultivate before or immediately preceding treatment.

COMMAND 3ME HERBICIDE APPLIED IN COMBINATIONS FOR TOBACCO

Command 3ME herbicide may be tank mixed with other herbicides registered for use on tobacco to broaden the weed control spectrum compared to the products applied alone. Command 3ME, or Command plus other tobacco herbicides, may also be tank mixed with other tobacco insecticides, fungicides and/or nematicides. When applying mixtures of Command 3ME plus other tobacco pesticides, observe all cautions and limitations appearing on the label of each product. Observe all application directions, rotational crop restrictions and replanting instructions of each products label when using tank mixes. Follow the most restrictive restrictions and instructions for all products used. Water or liquid fertilizer may be used as a carrier for Command 3ME when applied alone, or when tank mixed with other tobacco pesticides unless use directions specifically state otherwise. Refer back to Mixing Instructions for tank mixing information.

TOBACCO REPLANTING INSTRUCTIONS

If initial transplanting fails to produce a uniform stand, tobacco may be replanted in a field treated with Command 3ME alone. When tank mixing with a labeled product, refer to the replant instructions for that product. Where a tank mix is used refer to the product(s) labels for any additional replant instructions.

COMMAND 3ME HERBICIDE APPLIED ALONE RATES AND WEEDS CONTROLLED

Weeds controlled (by rate) are as listed under Soybean for Northern and Southern areas.

TOBACCO ROTATIONAL CROP RESTRICTIONS

Rotate to crops as listed under Soybean Rotational Crop Restrictions.

Cover crops may be planted anytime but stand reductions may occur in some areas. Do not graze or harvest for food or feed cover crops planted less than 9 months after Command 3ME treatment.

TOBACCO RESTRICTIONS

Do not retreat field with a second application of Command 3ME.

Do not use on Tobacco Seedling Beds.

Do not replant treated fields with any crop at intervals which are inconsistent with the Rotational Crop Restrictions on the Command label.

Do not apply more than 1.0 lb ai per acre clomazone (2 2/3 pts per acre Command 3ME) per year.

Do not graze or harvest for food or feed cover crops planted less than 9 months after Command 3ME treatment.

VEGETABLE CROPS

PRODUCT INFORMATION

Before applying Command 3ME on vegetable crops, users, growers and/or applicators must review the VEGETABLE DIRECTIONS found in the TERMS OF SALE OR USE section at the end of this label.

Command 3ME herbicide may be utilized as a soil applied treatment prior to weed emergence, for suppression or control of annual grass and broadleaf weeds in asparagus, brassica (head and stem subgroup 5A), cucumbers, melons, peas (Southern), peas (succulent), peppers, rhubarb, snap beans (succulent), squash (including processing pumpkins), sweet potatoes and other tuberous and corn vegetables. Refer to Weeds Controlled table in the Vegetable Crops section for specific weeds.

Make a single herbicide application in a minimum of 10 gallons of water per acre at the rate(s) specified in the individual crop listings hereafter. Apply as a pre-emergent soil applied treatment prior to seeding or transplanting, or after seeding but prior to crop emergence. Place seed, or roots of the transplants, below the chemical barrier when planting.

Command 3ME herbicide may be tank mixed with other herbicides registered for use on vegetables to broaden the weed control spectrum compared to the products applied alone. When applying mixtures of Command 3ME plus other vegetable herbicides, observe all cautions and limitations appearing on the labels of each product. Observe all application precautions, use directions, rotational crop restrictions and replanting instructions of each product's label when using tank mixes. Follow the most restrictive restrictions and instructions for all products used. Water or liquid fertilizer may be used as a carrier for Command 3ME when applied alone, or when tank mixed with other vegetable herbicides unless use directions specifically state otherwise.

SPECIAL RESTRICTIONS

Off-site movement of spray drift or vapors of Command 3ME herbicide can cause foliar whitening or yellowing of some plants. Prior to making applications, read and strictly follow all restrictions and application instructions on this label.

Prior to application, adjacent properties must be checked, and spraying within 300 feet of desirable plants must be avoided.

VEGETABLE DIRECTIONS

Place seeds or roots of the transplants below the chemical barrier when planting.

Temporary whitening and/or yellowing of the treated crop may occur.

Under drought conditions where rainfall has not sufficiently activated and moved Command 3ME through the soil profile, certain irrigation systems may allow the crop to grow to maturity and not activate Command 3ME. Crop symptomology may occur late in the season under heavy rainfall situations reactivating Command 3ME that was on the soil surface.

Certain crop varieties may have potential for injury or loss due to use of this herbicide. Consult your agricultural experiment station, or other qualified crop advisors for information pertaining to crop varieties grown in your area.

VEGETABLE ROTATIONAL CROP RESTRICTIONS

Rotate to crops as listed below. Refer to sections headed "Rotational Cropping Precautions" and "Product Information."

NOTE: When using Command 3 ME with other herbicides registered for vegetables always refer to rotational restrictions and directions on the other product's label.

0.4 to 0.67 pints (0.15 to 0.25 LB. A.I.)	1.0 pint (0.38 LB. A.I.)	1.3 pints (0.5 LB. A.I.)
<u>ANYTIME</u>	<u>ANYTIME</u>	<u>ANYTIME</u>
Snap Beans	Cabbage (transplant)	Cabbage (transplant)
(succulent)	Cotton*	Cotton*
Cabbage (all)	Cucurbits	Peas
Cotton*	Peas	Peppers
Cucurbits	Peppers	Rice
Peas	Rice	Soybeans
Peppers	Soybeans	Sweet Potatoes
Rice	Sweet Potatoes	Tobacco
Soybeans	Tobacco	Tuberous & Corn Veggies.
Sweet Potatoes	Tuberous & Corn Veggies.	

Tobacco		
Tuberous & Corn Veggies.		
<u>9 MONTHS</u>	<u>9 MONTHS</u>	<u>9 MONTHS</u>
All crops listed above	All crops listed above	All crops listed above
<i>plus:</i>	<i>plus:</i>	<i>plus:</i>
Beans (dry)	Beans (succulent & dry)	Beans (succulent & dry)
Corn	Cabbage (direct seeded)	Cabbage (direct seeded)
—Field	Corn	Corn
—Pop	—Field	—Field
—Seed	—Pop	—Pop
—Sweet	—Seed	—Seed
Cotton	—Sweet	—Sweet
Peanuts	Cotton	Cotton
Potatoes	Peanuts	Cucurbits
Sorghum	Potatoes	Peanuts
Sugar Beets	Sorghum	Potatoes
Tomatoes	Sorghum	Sorghum
(Transplanted)	Sugar Beets	Sugar Beets
	Tomatoes	Tomatoes
	(Transplanted)	(Transplanted)
	<u>12 MONTHS</u>	<u>12 MONTHS</u>
<u>12 MONTHS</u>	All crops listed above	All crops listed above
All crops listed above	<i>plus:</i>	<i>plus:</i>
<i>plus:</i>	Tomatoes (direct seeded)	Tomatoes (direct seeded)
Tomatoes (direct seeded)	Wheat	Wheat
Wheat		
	<u>16 MONTHS</u>	<u>16 MONTHS</u>
<u>16 MONTHS</u>	All crops	All crops
All crops		

VEGETABLE ROTATIONAL CROP RESTRICTIONS (CONT'D)

2.0 pints (0.75 LB. A.I.)	2.67 to 3.3 pints (1.0 to 1.25 LB. A.I.)	4.0 pints (1.5 LB. A.I.)
<u>ANYTIME</u>	<u>ANYTIME</u>	<u>ANYTIME</u>
Cotton*	Cotton*	Sweet Potatoes
Peppers	Peppers (2.67 pt.)	
Rice	Soybeans	
Soybeans	Sweet Potatoes	
Squash (winter)	Tobacco	
Sweet Potatoes	Tuberous & Corn Veggies.	
Tobacco		
Tuberous & Corn Veggies.		
<u>9 MONTHS</u>	<u>9 MONTHS</u>	<u>9 MONTHS</u>
All crops listed above	All crops listed above	Those listed under 9 months at 1.3 pints and 2.0 pints except:
<i>plus:</i>	<i>plus:</i>	Seed Corn
Those listed under 9 months at 1.3 pints	Those listed under 9 months at 1.3 pints and 2.0 pints	Sweet Corn
<i>plus:</i>	except:	<i>plus:</i>
Cabbage (transplant)	Seed Corn	Cotton
Peas	Sweet Corn	Peppers
Rice		Soybeans
		Sweet Potatoes
		Tobacco
		Tuberous & Corn Veggies.
<u>12 MONTHS</u>	<u>12 MONTHS</u>	<u>12 MONTHS</u>
All crops listed above	All crops listed above	All crops listed above
<i>plus:</i>	<i>plus:</i>	<i>plus:</i>
Tomatoes (direct seeded)	Seed Corn	Tomatoes (direct seeded)
Wheat	Sweet Corn	Seed Corn
	Tomatoes (direct seeded)	Sweet Corn
	Wheat	
<u>16 MONTHS</u>	<u>16 MONTHS</u>	<u>16 MONTHS</u>
All crops	All crops	All crops

Cover crops, however, may be planted anytime but stand reductions may occur in some areas. Do not graze or harvest for food or feed cover crops planted less than 9 months after Command 3ME treatment. Do not allow livestock to graze on treated vines or feed treated vines or vine trash to livestock.

*Refer to the "Requirements for Planting Time Applications" and "Replanting Instructions" in the Cotton Directions for Use section.

ASPARAGUS

Command 3ME herbicide may be applied as a soil applied treatment prior to weed emergence for suppression or control of annual grass and broadleaf weeds in asparagus. For a list of weeds controlled, refer to the Weeds Controlled table in the Vegetable Crops section on the packaging label.

Apply 2 2/3 pints of Command 3ME (1.0 lb ai clomazone) in a minimum of 10 gallons of water per treated acre as a broadcast application to the soil prior to spear emergence. If spears have emerged, make an application after a clean harvest. Cover exposed plants with soil prior to application. Make application at least 14 days prior to harvest.

NOTE: Prior to use, refer below to the Directions sections for vegetable crops.

RESTRICTIONS

Do not apply more than 1.0 lb ai per acre clomazone (2.6 pts per acre Command 3ME) per application.

Do not apply more than 1.0 lb clomazone per acre per year

Do not apply within 14 days of harvest for asparagus.

Do not make more than one application per year.

BRASSICA (HEAD AND STEM SUBGROUP 5A): Broccoli; broccoli, Chinese; brussels sprouts; cabbage; cabbage, Chinese (napa); cabbage, Chinese mustard; cauliflower; cavalo broccolo; kohlrabi

For the suppression of annual grasses and broadleaf weeds in head and stem brassica (refer to Weeds Controlled table in the Vegetable Crops Section). Apply broadcast at 0.67 pints per acre.

Direct Seeded Cabbage - apply broadcast at 0.67 pint per acre.

Transplant Cabbage - apply broadcast at 0.67 to 1.3 pint per acre. Use the lower specified rate on coarse soils and the higher specified rate on fine soils. Refer to the soil texture chart found below

Transplant Broccoli – apply broadcast at 0.67 pints per acre within 48 hours of transplanting broccoli.

NOTE: Prior to use, refer below to the Directions section for vegetable crops.

RESTRICTIONS Do not apply more than 0.25 lb ai per acre clomazone (0.67 pts per acre Command 3ME) per application.

Do not apply more than 0.25 lb ai per acre per year.

Do not make more than one application per year.

Do not apply within 45 days of harvest for cabbage.

CUCUMBERS

For the suppression of annual grasses and broadleaf weeds in cucumbers (refer to Weeds Controlled table in the Vegetable Crops Section), apply broadcast at 0.4 to 1 pint per acre. Use the lower specified rate on coarse soils and the higher specified rate on fine soils. Refer to the soil texture chart found below.

NOTE: Prior to use, refer below to the Directions section for vegetable crops.

RESTRICTIONS

Do not apply more than 0.38 lb ai per acre clomazone (1.0 pts per acre Command 3ME) per application.

Do not apply more than 0.25 lb ai per acre per year.

Do not make more than one application per year.

Do not apply within 45 days of harvest cucumbers.

MELONS (MUSKMELONS AND WATERMELONS)

For the suppression of annual grasses and broadleaf weeds in muskmelons and watermelons (refer to Weeds Controlled table in the Vegetable Crops Section), apply broadcast at 0.4 to 0.67 pint per acre. Use the lower specified rate on coarse soils and the higher specified rate on fine soils. Refer to the soil texture chart found below.

RESTRICTIONS

Do not apply more than 0.67 pint per acre per year.

Do not apply more than 0.25 lb ai per acre clomazone (0.67 pts per acre Command 3ME) per application.

Do not make more than one application per year.

PEAS (SOUTHERN)

For the control or suppression of annual grasses and broadleaf weeds in Southern peas (refer to Weeds Controlled table in the Vegetable Crops Section), apply broadcast at 1.3 pint per acre.

NOTE: Prior to use, refer below to the Directions section for vegetable crops.

RESTRICTIONS

Do not apply more than 0.5 lb ai per acre clomazone (1.3 pts per acre Command 3ME) per application.

Do not apply more than 0.5 lb ai per acre per year.

Do not make more than one application per year.

PEAS (SUCCULENT)

For the control or suppression of annual grasses and broadleaf weeds in succulent peas (refer to Weeds Controlled table in the Vegetable Crops Section), apply broadcast at 1.3 pint per acre.

NOTE: Prior to use, refer below to the Directions section for vegetable crops.

RESTRICTIONS

Do not apply more than 0.5 lb ai per acre clomazone (1.3 pts per acre Command 3ME) per application.

Do not apply more than 0.5 lb ai per acre per year.

Do not make more than one application per year.

PEPPERS

For the control or suppression of annual grasses and broadleaf weeds in peppers (refer to Weeds Controlled table in the Vegetable Crops Section), apply broadcast at 0.67 to 2.67 pints per acre. Use the lower specified rate on coarse soils and the higher specified rate on fine soils. Refer to the soil texture chart found below.

NOTES: Prior to use, refer below to the Directions section for vegetable crops.

RESTRICTIONS

Do not use on banana peppers.

Do not apply more than 2.67 pints per acre per year.

Do not apply more than 1.0 lb ai per acre clomazone (2.67 pts per acre Command 3ME) per application.

Do not make more than one application per year.

RHUBARB

For the control or suppression of annual grasses and broadleaf weeds in rhubarb (refer to Weeds Controlled table in the Vegetable Crops Section). Apply broadcast at 4.0 pints per acre to dormant rhubarb prior to leaf emergence.

RESTRICTIONS

Do not apply more than 1.5 lb ai per acre clomazone (4.0 pts per acre Command 3ME) per application.

Do not apply more than 1.5 lb ai per acre per year.

Do not make more than one application per year.

SNAP BEANS (SUCCULENT)

For the suppression of annual grasses and broadleaf weeds in succulent snap beans (refer to Weeds Controlled table in the Vegetable Crops Section), apply broadcast at 0.4 to 0.67 pint per acre. Use the lower specified rate on coarse soils and the higher specified rate on fine soils. Refer to the soil texture chart found below.

NOTE: Prior to use, refer below to the Directions section for vegetable crops.

RESTRICTIONS

Do not apply more than 0.25 lb ai per acre clomazone (.067 pts per acre Command 3ME) per application.

Do not apply more than 0.25 lb ai per acre per year.

Do not make more than one application per year.

Do not apply within 45 days of harvest for snap beans (succulent)..

SQUASH (including Processing Pumpkin Varieties)

For the control or suppression of annual grasses and broadleaf weeds in winter and summer squashes (refer to Weeds Controlled table in the Vegetable Crops Section). For winter squashes, apply broadcast, prior to seeding or transplanting, at 0.67 to 2 pints per acre. For summer squashes, apply broadcast, prior to seeding or transplanting, at 0.67 to 1.33 pints per acre. Use the lower specified rate on coarse soils and the higher specified rate on fine soils. Refer to the soil texture chart found below.

OR

Apply as a pre-emergent (to weeds) soil surface treatment before, or just prior to transplanting, to row middles between plastic covered beds. Use rates as noted above

NOTE: Prior to use, refer below to the Directions section for vegetable crops.

RESTRICTIONS

Do not apply more than 0.5 lb ai per acre clomazone (1.33 pts per acre Command 3ME) per application.

Do not apply more than 0.5 lb ai per acre per year

Do not make more than one application per year.

Do not apply to soil that will be covered with plastic mulch.

Do not use on the following cultivars or varieties as unacceptable whitening of the fruit may occur: NK530, NK580, Turks Turban, Golden Delicious, all Banana types, and all other Cucurbita maxima types that have a pink or burnt orange coloration at harvest.

Do not use on Jack-o-lantern pumpkins.

Do not apply within 45 days of harvest squash.

SWEET POTATOES

For the control of annual grasses and broadleaf weeds in sweet potatoes (refer to Weeds Controlled table in the Vegetable Crops Section), apply broadcast at 1.3 to 4.0 pints per acre. Use the lower specified rate on coarse soils and the higher specified rate on fine soils. Refer to the soil texture chart found below.

OR

Apply as a single application post transplant to the crop and prior to weed emergence at a maximum of 4.0 pints per acre.

NOTE: Prior to use, refer below to the Directions section for vegetable crops.

RESTRICTIONS

Do not apply more than 1.5 lb ai per acre clomazone (4.0 pts per acre Command 3ME) per application.

Do not apply more than 1.5 lb ai per acre per year.

Do not make more than one application per year.

Do not apply within 95 days of harvest (or 125 days if more than 3.3 pints per acre was applied) for sweet potatoes.

TUBEROUS AND CORM VEGETABLES (ARRACACHA, CASSAVA, TANIER, YAMS)

For the control of annual grasses and broadleaf weeds in arracacha, cassava, tanier and yams (refer to Weeds Controlled table in the Vegetable Crops Section), apply broadcast at 2 to 3.3 pints per acre. Use the lower specified rate on coarse soils and the higher specified rate on fine soils. Refer to the soil texture chart found below.

RESTRICTIONS

Do not apply more than 1.25 lb ai per acre clomazone (3 1/3 pts per acre Command 3ME) per application.

Do not apply more than 1.25 lb ai per acre per year.

Do not make more than one application per year.

Do not apply within 125 days of harvest for tuberous and corm vegetables

SOIL TEXTURES*:

Coarse (light) soils:	sand, loamy sand, sandy loam
Medium soils	loam, silt, silt loam, sandy clay, sandy clay loam
Fine (heavy) soils:	silty clay, clay loam, silty clay loam, clay

*Select lower to higher rates within the range noted in the individual vegetable crop listings based on lighter to heavier soil types within a textural group.

WEEDS CONTROLLED

RATE/ACRE
0.4 to 1 pint
(0.15 - 0.38 LB. A.I.)

GRASSES

Barnyardgrass*
Crabgrass*
—Large
—Smooth

RATE/ACRE
1 to 1.3 pints
(0.38 - 0.5 LB. A.I.)
(0.5 - 1.5 LB. A.I.)

GRASSES

Barnyardgrass*
Crabgrass*
—Large
—Smooth

RATE/ACRE
1.3 to 4 pints

GRASSES

Barnyardgrass
Crabgrass
—Large
—Smooth

Foxtail*	Field Sandbur*	Field Sandbur
—Giant	Foxtail	Foxtail
—Green	—Giant	—Giant
—Robust	—Green	—Green
Goosegrass*	—Robust	—Robust
Panicum*	Goosegrass	—Yellow
—Common	Panicum	Goosegrass
—Fall	—Common	Panicum
	—Fall	—Common
	Seedling	—Fall
	Johnsongrass*	Seedling
		Johnsongrass**

BROADLEAVES

Galinsoga spp.*
Lambsquarters*
Spurred Anoda*
Velvetleaf*

BROADLEAVES

Galinsoga spp.*
Lambsquarters*
Prickly Sida*
Spurred Anoda
Velvetleaf
Venice Mallow*

BROADLEAVES

Velvetleaf
Spurred Anoda
Common Ragweed**
Galinsoga
Jimsonweed**
Lambsquarters
Prickly Sida
Purslane
Smartweed**
Venice Mallow

*Suppression/Partially Controlled
**Controlled at 1-1.5 LB A.I./A

VEGETABLE REPLANTING INSTRUCTIONS

If initial seeding or transplants fail to produce the desired stand, vegetables may be replanted in a field treated with Command 3ME alone. Do not retreat field with a second application of Command 3ME. When tank mixing with a labeled product, refer to the replant instructions for that product. Do not replant treated fields with any crop at intervals which are inconsistent with the Rotational Crop Restrictions on the Command label. Where a tank mix is used refer to the product(s) labels for any additional replant instructions.

PEPPERMINT and SPEARMINT

Before applying Command 3ME on peppermint and spearmint, users, growers and/or applicators must review the **VEGETABLE DIRECTIONS** found in the **TERMS OF SALE OR USE** section at the end of this label.

Command 3ME herbicide may be utilized as a pre-emergent treatment for the control of annual grass and broadleaf weeds in peppermint and spearmint. Command 3ME may be applied at the rate of 1.3 pints per acre (0.5 lb ai/a) to the soil surface prior to the emergence of weeds and the initiation of new growth of peppermint and spearmint plants.

Weeds Controlled

GRASSES

Barnyardgrass*
Crabgrass
—Large*
—Smooth*
Foxtail
—Giant*
—Green*
—Robust*
Goosegrass*
Panicum
—Common*
—Fall*

BROADLEAVES

Galinsoga spp.*
Lambsquarters*
Spurred anoda*
Velvetleaf
Venice mallow*

*Suppression/Partially Controlled

Restrictions

Do not make more than one application per year.
Do not apply within 84 days of harvest.
Do not apply more than 0.5 lb ai per acre clomazone (1.3 pts per acre Command 3ME) per application.
Do not apply more than 0.5 lb ai per acre per year.

Rotational Crop Restrictions

Rotate to crops as listed below. Refer to sections headed “Rotational Cropping Precautions” and “Product Information.”

NOTE: When using Command 3ME with other herbicides registered for peppermint and spearmint, always refer to rotational restrictions and directions on the other product’s label.

<u>ANYTIME</u>	<u>9 MONTHS</u>	<u>12 MONTHS</u>
Cabbage (transplant)	All crops listed under	All crops listed under 9
Cotton*	ANYTIME <i>plus:</i>	MONTHS <i>plus:</i>
Peas	Beans (succulent &	Tomatoes(direct
Peppers	dry)	seeded)

Rice	Cabbage (direct seeded)	Wheat
Soybeans	Corn	<u>16 MONTHS</u>
Squash	—Field	All crops
Sweet Potatoes	—Pop	
Tobacco	—Seed	
Tuberous & Corm Veggies.	—Sweet	
	Cotton	
	Curcubits	
	Peanuts	
	Potatoes	
	Sorghum	
	Sugar Beets	
	Tomatoes	
	(Transplanted)	

Cover crops, however, may be planted anytime but stand reductions may occur in some areas. Do not graze or harvest for food or feed cover crops planted less than 9 months after Command 3ME treatment.

* Refer to the section "Requirements for Planting Time Applications" and "Replanting Instructions" in the use directions for cotton.

Dealers Must Sell in Original Packages Only.

Terms of Sale or Use: On purchase of this product buyer and user agree to the following conditions:

Warranty: To the extent consistent with applicable law, FMC makes no warranty, expressed or implied, concerning the use of this product other than indicated on the label. To the extent consistent with applicable law, except as so warranted the product is sold as is. To the extent consistent with applicable law, buyer and user assume all risk of use and/or; handling and/or storage of this material when such use and/ or handling and/or storage is contrary to label instructions.

Directions: Follow directions carefully. Timing and method of application, weather and crop conditions, mixture with other chemicals not specified and other influencing factors in the use of this product are beyond the control of the seller and are assumed by the buyer at his own risk.

Use of Product: FMC's instructions for the use of this product are based upon tests believed to be reliable. The use of this product being beyond the control of the manufacturer, no guarantee, expressed or implied is made as to the effects of such or the results to be obtained if not used in accordance with directions or established safe practice.

Damages: To the extent consistent with applicable law, buyer's or user's exclusive remedy for damages for breach of warranty or negligence shall be limited to direct damages not exceeding the purchase price paid and shall not include incidental or consequential damages.

Vegetable Directions: FMC Corporation intends that this product be distributed only to end users and/or growers (and/or applicators acting on behalf of growers) who agree to the terms and conditions below, and understand the directions regarding use Command 3ME Herbicide in pre-emergence ground treatments on asparagus, brassica (head and stem subgroup 5A), cucumbers, melons, succulent peas, peppermint, peppers, rhubarb, snap beans (succulent), Southern peas, spearmint, squash (including processing pumpkin varieties), sweet potatoes and tuberous and corm vegetables. If such directions are unacceptable, FMC requests the return of Command 3ME Herbicide at once unopened. FMC considers the user to have read and understood such directions upon use of this product.

This product when used as a pre-emergence ground treatment on asparagus, brassica (head and stem subgroup 5A), cucumbers, melons, peas (succulent), peppers, rhubarb, snap beans (succulent), Southern peas, squash (including processing pumpkin varieties), sweet potatoes, and tuberous and corm vegetables may lead to crop injury, loss, or damage. FMC recommends that the user and/or grower test this product in order to determine its suitability for such intended use. FMC makes this product available to the user and/or grower solely to the extent the benefit and utility, in the sole opinion of the user and/or grower, outweigh the extent of potential injury associated with the use of this product. The decision to use or not to use this product must be made by each individual user and/or grower on the basis of possible crop injury from Command 3ME Herbicide, the severity of weed infestations, the cost of alternative weed controls, and other factors.

COMMAND and FMC—Trademarks of FMC Corporation

CANOPY, GLEAN, LEXONE, LOROX, and LOROX PLUS — Trademarks of E.I. duPont de Nemours and Co., Inc.

SONALAN, and TREFLAN—Trademarks of Dow AgroSciences, LLC

LASSO and ROUNDUP—Trademarks of Monsanto Company

SENCOR—Trademark of Bayer AG

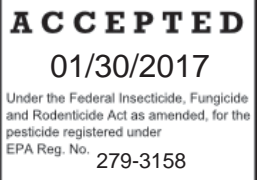
PROWL, PURSUIT, SCEPTER, SQUADRON, and TRI-SCEPT—Trademarks of BASF

DUAL—Trademark of Syngenta Group Corporation

BLAZER—Trademark of United Phosphorus, Inc.

©2015 FMC Corporation. All rights reserved

Label Code 012617



Supplemental Labeling

Command 3ME Microencapsulated Herbicide

EPA Reg. No.: 279-3158

Expiration Date: This supplemental label expires on February 2, 2020 and must not be used or distributed after this date

DIRECTIONS FOR USE

IT IS A VIOLATION OF FEDERAL LAW TO USE THIS PRODUCT IN A MANNER INCONSISTENT WITH ITS LABELING. ALL APPLICABLE DIRECTIONS, RESTRICTIONS AND DIRECTIONS ON THE EPA REGISTERED LABEL ARE TO BE FOLLOWED.

It is a violation of Federal law to use this product in a manner inconsistent with its labeling. The labeling must be in possession of the user at the time of application. Read the label affixed to the container for Command 3ME Microencapsulated Herbicide before applying. Use of Command 3ME Microencapsulated Herbicide according to this labeling is subject to the use directions and limitations imposed by the label affixed to the container for Command 3ME Microencapsulated Herbicide

ASPARAGUS

Command 3ME herbicide may be applied as a soil applied treatment prior to weed emergence for suppression or control of annual grass and broadleaf weeds in asparagus. For a list of weeds controlled, refer to the Weeds Controlled table in the Vegetable Crops section on the packaging label.

Apply 2 2/3 pints of Command 3ME (1.0 lb ai clomazone) in a minimum of 10 gallons of water per treated acre as a broadcast application to the soil prior to spear emergence. If spears have emerged, make an application after a clean harvest. Cover exposed plants with soil prior to application. Make application at least 14 days prior to harvest.

RESTRICTIONS

Do not apply more than 1.0 lb ai per acre clomazone (2.6 pts per acre Command 3ME) per application.
Do not apply more than 1.0 lb clomazone per acre per year
Do not apply within 14 days of harvest for asparagus.
Do not make more than one application per year.

VEGETABLE SOYBEAN (EDAMAME)

Command 3ME herbicide may be applied as a soil applied treatment prior to weed emergence and after seeding for suppression or control of annual grass and broadleaf weeds in edamame. For a list of weeds controlled, refer to the Weeds Controlled table in the Vegetable Crops section on the packaging label.

Apply 1 1/3 pints of Command 3ME (0.5 lb ai clomazone) in a minimum of 10 gallons of water per treated acre as a broadcast application to the soil prior to weed emergence and after seeding.

VEGETABLE SOYBEAN (EDAMAME) RESTRICTIONS

- Do not apply more than 0.5 lb ai per acre clomazone (1 1/3 pts per acre Command 3ME) per application.
- Do not apply more than 0.5 lb clomazone per acre per year
- Do not apply within 14 days of harvest.
- Do not make more than one application per year.

FMC Corporation

2929 Walnut Street
Philadelphia, Pennsylvania 19104

Label code: 060515

Command and FMC - Trademark of FMC Corporation
©2017 FMC Corporation All Rights Reserved