

279-3158

3/8/2011

1 of 35



UNITED STATES ENVIRONMENTAL PROTECTION AGENCY
Washington, D.C. 20460

OFFICE OF
CHEMICAL SAFETY AND
POLLUTION PREVENTION

MAR 8 2011

Christopher Davis
FMC Corporation
1735 Market Street
Philadelphia, PA 19103

Subject: Notification per PR Notice 2007-4 (container handling)
Command 3ME Microencapsulated Herbicide
EPA Reg. No. 279-3158
Application Dated November 23, 2010
Resubmission Dated December 30, 2010

Dear Mr. Davis:

The Agency is in receipt of your Application for Pesticide Notification under Pesticide Registration Notice (PRN) 2007-4 for the subject product. The Registration Division (RD) has conducted a review of this request for its applicability under PRN 2007-4 and finds that the action requested falls within the scope of PRN 2007-4. The label submitted with the application has been date-stamped "Notification" and will be placed in our records.

Please be reminded that 40 CFR Part 156.140(a)(4) requires that a batch code, lot number, or other code identifying the batch of the pesticide distributed and sold be placed on nonrefillable containers. The code may appear either on the label (and can be added by non-notification/PR Notice 98-10) or durably marked on the container itself.

If you have any questions regarding this letter, please contact Mindy Ondish at (703) 605-0723 or at ondish.mindy@epa.gov.

Sincerely,

A handwritten signature in black ink, appearing to read "Kable Bo Davis".

Kable Bo Davis
Product Manager 25
Herbicide Branch
Registration Division (7504P)

20935



United States
Environmental Protection Agency
Washington, DC 20460

<input type="checkbox"/> Registration
<input type="checkbox"/> Amendment
<input checked="" type="checkbox"/> Other

OPP Identifier Number

Application for Pesticide - Section I

1. Company/Product Number 279-3158	2. EPA Product Manager Tompkins	3. Proposed Classification <input checked="" type="checkbox"/> None <input type="checkbox"/> Restricted
4. Company/Product (Name) Command 3ME Microencapsulated Herbicide	PM# 25	
5. Name and Address of Applicant (Include ZIP Code) FMC Corporation 1735 Market Street Philadelphia, PA 19103 <input type="checkbox"/> Check if this is a new address	6. Expedited Review. In accordance with FIFRA Section 3(c)(3)(b)(i), my product is similar or identical in composition and labeling to: EPA Reg. No. _____ Product Name _____	

Section - II

<input type="checkbox"/> Amendment - Explain below.	<input type="checkbox"/> Final printed labels in response to Agency letter dated _____
<input type="checkbox"/> Resubmission in response to Agency letter dated _____	<input type="checkbox"/> "Me Too" Application.
<input checked="" type="checkbox"/> Notification - Explain below.	<input type="checkbox"/> Other - Explain below.

Explanation: Use additional page(s) if necessary. (For section I and Section II.)
FMC is amending the label for the subject provided as required under the Agency's letter of December 21, 2010.

NOTIFICATION
MAR 08 2011

Section - III

1. Material This Product Will Be Packaged In:

Child-Resistant Packaging <input type="checkbox"/> Yes <input checked="" type="checkbox"/> No	Unit Packaging <input checked="" type="checkbox"/> Yes <input type="checkbox"/> No	Water Soluble Packaging <input type="checkbox"/> Yes <input checked="" type="checkbox"/> No	2. Type of Container <input type="checkbox"/> Metal <input checked="" type="checkbox"/> Plastic <input type="checkbox"/> Glass <input type="checkbox"/> Paper <input type="checkbox"/> Other (Specify) _____
* Certification must be submitted		If "Yes" Unit Packaging wgt. No. per container 2.5 gal., 250 gal.	If "Yes" Package wgt. No. per container

3. Location of Net Contents Information
 Label Container

4. Size(s) Retail Container

5. Location of Label Directions

6. Manner in Which Label is Affixed to Product
 Lithograph Paper glued Stenciled Other _____

Section - IV

1. Contact Point (Complete items directly below for identification of individual to be contacted, if necessary, to process this application.)

Name Christopher Davis	Title Registration Manager	Telephone No. (Include Area Code) 215-299-6324
---------------------------	-------------------------------	---

Certification
I certify that the statements I have made on this form and all attachments thereto are true, accurate and complete. I acknowledge that any knowingly false or misleading statement may be punishable by fine or imprisonment both under applicable law.

2. Signature

3. Title
Registration Manager

4. Typed Name
Christopher Davis

5. Date
December 30, 2010

6. Date Application Received (Stamped)

30835

FMC Agricultural Products

FMC Corporation
1735 Market Street
Philadelphia, PA 19103
215.299.6000 Phone
215.299.6468 Fax
www.fmc.com

December 30, 2010

Mr. James Tompkins, PM-25
United States Environmental Protection Agency
Document Processing Desk (NOTIF)
Office of Pesticide Programs (7504P)
Room S-4900, One Potomac Yard
2777 South Crystal Drive
Arlington, VA 22202

Dear Mr. Tompkins:

Subject: Command 3ME Microencapsulated Herbicide
EPA Reg. No. 279-3158

Notification Amendment

FMC is amending the label for the subject provided as required under the Agency's letter of December 21, 2010.


To process this request, enclosed please find the following:

- Application for Pesticide (EPA Form 8570-1).
- Final Print Labeling (3 copies), including one hi-lited version for ease of review.
- Completed Certification with Respect to Label Integrity form
- A compact disk containing the label as amended

We believe that this application qualifies for fast track review as there is no data submitted for review, and have not changed anything else on the label. Since this type of fast-track amendment is not covered under the EPA's Fee for Service categories for label amendments, there is no fee required.

Thank you for your attention to this matter, please feel free to contact me at (215) 299-6334 or e-mail at chris.davis@fmc.com.

Sincerely,




Christopher Davis
Registration Manager
APG Specialty Products Business



40835

Code 1693



COMMAND®

3ME MICROENCAPSULATED HERBICIDE

NOTIFICATION

MAR 08 2011

**For Agricultural or Commercial Use Only
NOT FOR SALE OR USE IN CALIFORNIA**

For control of weeds on Beans (Succulent), Cabbage, Cucumbers, Cotton, Melons (Muskmelons and Watermelons), Mint, Peas (Succulent), Peppers, Rice, Soybeans, Squash, Sugarcane, Sweet Potatoes, Tobacco, and Tuberous and Corm Vegetables.

EPA Reg. No. 279-3158

EPA Est.

Active Ingredient:

By Wt.

Clomazone: 2-(2-Chlorophenyl)methyl-4, 4-dimethyl-3-isoxazolidinone 31.1%

Inert Ingredients: 68.9%

100.0%

Contains 3.0 pounds of active ingredient per gallon
U.S. Patent No. 38,675

KEEP OUT OF REACH OF CHILDREN CAUTION

Si usted no entiende la etiqueta, busque a alguien para que se la explique a usted en detalle. (If you do not understand the label, find someone to explain it to you in detail.)

FIRST AID

If in eyes: Hold eye open and rinse slowly and gently with water for 15-20 minutes. Remove contact lenses, if present, after the first 5 minutes, then continue rinsing eye. Call a poison control center or doctor for treatment advice.

If on skin or clothing: Take off contaminated clothing. Rinse skin immediately with plenty of water for 15-20 minutes. Call a poison control center or doctor for treatment advice.

If swallowed: Call a poison control center or doctor immediately for treatment advice. Have person sip a glass of water if able to swallow. Do not induce vomiting unless told to do so by a poison control center or doctor. Do not give anything by mouth to an unconscious person.

If inhaled: Move person to fresh air. If person is not breathing, call 911 or an ambulance, then give artificial respiration, preferably mouth-to-mouth if possible. Call a poison control center or doctor for further treatment advice.

For Emergency Assistance Call (800) 331-3148.

See other panels for additional precautionary information.



FMC Corporation
Agricultural Products Group
Philadelphia PA 19103

Command3ME 12-30-2010

PRECAUTIONARY STATEMENTS

Hazards to Humans (and Domestic Animals)

Caution

Causes eye irritation. Avoid contact with eyes or clothing. Prolonged or frequently repeated skin contact may cause allergic reactions in some individuals. Wash thoroughly with soap and water after handling.

Personal Protective Equipment:

Some materials that are chemical-resistant to this product are listed below. If you want more options, follow the instructions for category F on an EPA chemical resistance category selection chart.

Applicators and other handlers must wear: Long-sleeved shirt and long pants; Chemical-resistant gloves; such as Barrier Laminate or Butyl Rubber, or Nitrile Rubber or Viton; Shoes plus socks.

Discard clothing and other absorbent materials that have been drenched or heavily contaminated with this product's concentrate. Do not reuse them. Follow manufacturer's instructions for cleaning/maintaining PPE. If no such instructions for washables, use detergent and hot water. Keep and wash PPE separately from other laundry.

When handlers use closed systems, enclosed cabs, or aircraft in a manner that meets the requirements listed in the Worker Protection Standard (WPS) for agricultural pesticides [40 CFR 170.240 (d) (4-6)], the handler PPE requirements may be reduced or modified as specified in the WPS.

User Safety Recommendations:

Users should:

- Wash hands before eating, drinking, chewing gum, using tobacco or using the toilet.
- Remove clothing immediately if pesticide gets inside. Then wash thoroughly and put on clean clothing.
- Remove PPE immediately after handling this product. Wash outside of gloves before removing. As soon as possible, wash thoroughly and change into clean clothing.

Environmental Hazards

Do not apply directly to water, to areas where surface water is present, or to intertidal areas below the mean high water mark. Do not apply when weather conditions favor drift from the area treated. Do not apply where runoff is likely to occur. Do not contaminate water when disposing of equipment washwaters. Apply this product only as specified on this label.

Physical/Chemical Hazards

Do not use or store near heat or open flame.

TABLE OF CONTENTS

Read all information on pages 1-3 before referring to specific crop use.

	Page
Ingredients	1
First Aid.....	1
Precautionary Statements	1
Directions for Use.....	2
Storage and Disposal.....	2
Mixing and Handling Instructions	
for Bulk/Mini-Bulk Containers	2
General Application Precautions	3
Spray Drift Precautions and Spray Drift Management.....	3
Sprayer Cleanup	4
General Mixing Instructions	4
General Application Instructions	5
Command Geographical Areas	5
ROW CROPS	
Cotton.....	5
Rice	7
Soybeans.....	7
Sugarcane	14
Tobacco.....	15
VEGETABLE CROPS	
Beans (Succulent).....	16
Cabbage	16
Cucumbers	16
Melons (Muskmelons and Watermelons)	16
Peas (Succulent)	16
Peppers	16
Squash	16
Sweet Potatoes.....	16
Tuberous and Corm Vegetables	16
OIL PLANTS	
Mint.....	18

SPECIAL PRECAUTION

Off-site movement of spray drift or vapors of Command® 3ME herbicide can cause foliar whitening or yellowing of some plants. Prior to making applications, read and strictly follow all precautions and instructions in the GENERAL APPLICATION PRECAUTIONS, SPRAY DRIFT PRECAUTIONS and SPRAY DRIFT MANAGEMENT sections.

DIRECTIONS FOR USE

It is a violation of Federal law to use this product in a manner inconsistent with its labeling.

Do not apply this product aerially or through any type of irrigation system.

Do not apply this product in a way that will contact workers or other persons, either directly or through drift. Only protected handlers may be in the area during application. For any requirements specific to your State or Tribe, consult the agency responsible for pesticide regulation.

AGRICULTURAL USE REQUIREMENTS

Use this product only in accordance with its labeling and with the Worker Protection Standard, 40 CFR part 170. This Standard contains requirements for the protection of agricultural workers on farms, forests, nurseries, and greenhouses, and handlers of agricultural pesticides. It contains requirements for training, decontamination, notification, and emergency assistance. It also contains specific instructions and exceptions pertaining to the statements on this label about personal protective equipment (PPE), and restricted-entry interval. The requirements in this box only apply to uses of this product that are covered by the Worker Protection Standard.

Do not enter or allow worker entry into treated areas during the restricted entry interval (REI) of 12 hours.

Exception: if the product is soil-injected or soil-incorporated, the Worker Protection Standard under certain circumstances, allows workers to enter the treated area if there will be no contact with anything that has been treated.

PPE required for early entry to treated areas that is permitted under the Worker Protection Standard and that involves contact with anything that has been treated, such as plants, soil, or water, is: Coveralls; Chemical-resistant gloves; such as Barrier Laminate or Butyl Rubber, or Nitrile Rubber or Viton; Shoes plus socks.

STORAGE AND DISPOSAL

Do not contaminate water, food, or feed by storage or disposal.

Pesticide Storage

STORE ABOVE -4°F TO KEEP PRODUCT FROM FREEZING. If frozen, thaw before use. Observe recirculation directions under Mixing and Handling Instructions for Bulk/Mini-Bulk Containers.

Keep out of reach of children and animals. Store in original containers only. Store in a dry place. Carefully open containers. After partial use, replace lids and close tightly. Do not put concentrate or dilute material into food or drink containers.

In case of spill, avoid contact, isolate area and keep out animals and unprotected persons. Confine spills. Call FMC (800) 331-3148.

To confine spill: Dike surrounding area or absorb with sand, cat litter or commercial clay. Place damaged package in a holding container. Identify contents.

Pesticide Disposal

Pesticide wastes are toxic. Improper disposal of excess pesticide, spray mixture, or rinsate is a violation of Federal law. If these wastes cannot be disposed of by use according to label instructions, contact your State Pesticide or Environmental Control Agency or the Hazardous Waste representative at the nearest EPA Regional Office for guidance.

Container Disposal

Plastic: Non-refillable Containers: Do not reuse or refill this container. Triple rinse container (or equivalent) promptly after emptying. Triple rinse as follows: Empty the remaining contents into application equipment or a mix tank and continue to drain for 10 seconds after the flow begins to drip. Fill the container ¼ full with water and recap. Shake for 10 seconds. Pour rinsate into application equipment or a mix tank or store rinsate for later use or disposal. Drain for 10 seconds after the flow begins to drip. Repeat this procedure two more times. Then offer for recycling, if available.

Returnable/Refillable Sealed Containers: Refill this container with pesticide only. Do not reuse this container for any other purpose. Cleaning the container before final disposal is the responsibility of the person disposing of the container. Cleaning before refilling is the responsibility of the refiller. To clean the container before final disposal, empty the remaining contents from this container into application equipment or mix tank. Fill the container about 10 percent full with water. Agitate vigorously or recirculate water with the pump for 2 minutes. Pour or pump rinsate into application equipment or rinsate collection system. Repeat this rinsing procedure two more times.

Mini-Bulk Containers: These containers are property of FMC Corporation and are returnable to FMC at FMC's discretion. These containers are provided for repackaging of Command 3ME* and should not be filled with any other product.

Bulk Drums: Command 3ME Bulk drums are returnable to FMC Corporation for reuse when the container is completely empty. Bulk drums containing product in excess of 1 gallon cannot be accepted for return.

Container Precautions

Before refilling, inspect thoroughly for damage such as cracks, punctures, bulges, dents, abrasions, and damaged or worn threads on closure devices. After filling and before transporting, check for leaks. Do not refill or transport a damaged or leaking container.

* Any dealer wishing to repackage Command 3ME must comply with all Federal, State and local laws pertaining to bulk herbicide handling and possess a signed repackaging agreement from FMC Corporation.

MIXING AND HANDLING INSTRUCTIONS FOR BULK/MINI-BULK CONTAINERS

110 and 120 Gallon Compack Containers

Equipment Requirements:

Command 3ME is a microencapsulated herbicide and requires a diaphragm type pump in order to maintain product quality. **Do not use gear or piston-type pumps.** Bulk/Minibulk containers have been prefitted with a Scienco DD6 diaphragm type pump for recirculation and dispensing of product.

Dispensing Instructions:

When ready to dispense Command 3ME from the Compack, the applicator should recirculate the product in the container, if the product has settled or separated, for approximately 5 minutes or until the product is thoroughly turned over. The Scienco DD6 pump is equipped with recirculation capability. This allows for quick and efficient mixing of

product which may have separated or settled in storage. To recirculate, press down the bypass pushrod lever to the locked position (slid under the motor) and turn on the motor. The discharge ball valve at the end of the hose must be closed before turning on the motor. Once the product is thoroughly recirculated the applicator may then begin the process of dispensing Command 3ME into the spray tank, loading or mixing system.

The dealer/applicator must wear proper clothing such as listed on the Command 3ME label.

250 Gallon Bulkdrum III Containers

Equipment Requirements:

Command 3ME is a microencapsulated herbicide and requires a diaphragm type pump in order to maintain product quality. **Do not use gear or piston-type pumps.** The following pumps are suitable for moving Command 3ME from the 250 gallon Bulkdrum into spray tanks, mixing systems, or dedicated repackaging minibulk tanks*:

- Tuthill Fill-Rite Chemtraveller portable transfer pump
- Scienco Caddy-SS portable transfer pump
- Scienco DD6 pump
- Tuthill Fill-Rite Series 400 diaphragm pumps

Dispensing Instructions:

When ready to dispense Command 3ME from the Bulkdrum, the dealer/applicator must recirculate the product in the container, for at least 15 minutes. This can be done by hooking a portable pump such as listed above to the bottom bung, opening the valve and directing the outlet nozzle into the 6" top port (seal must be broken). Directing the nozzle stream into the corners will ensure more complete turning of the product volume. Once the product is thoroughly circulated, the dealer/applicator may then begin the process of dispensing Command 3ME into the dedicated repackaging minibulk container(s)*, or spray tank, loading or mixing system. Rinse the empty Bulkdrum container and transfer the rinsate directly to the mix or spray tank.

The dealer/applicator must wear proper clothing such as listed on the Command 3ME label.

* Any dealer wishing to repackage Command 3ME must comply with all Federal, State and local laws pertaining to bulk herbicide handling and possess a signed repackaging agreement from FMC Corporation.

**GENERAL APPLICATION PRECAUTIONS
IMPORTANT**

FAILURE TO OBSERVE THE PRECAUTIONS IN THIS SECTION OF THE LABEL MAY RESULT IN INJURY TO SENSITIVE PLANTS

- The microencapsulation of clomazone, the active ingredient in Command 3ME, is intended to minimize movement away from the site of application. Avoid making applications when spray particles may be carried by air currents to areas where sensitive crops and plants are growing, or when temperature inversions exist. Leave an adequate buffer zone between the area to be treated and desirable plants. Coarse sprays are less likely to drift out of the target area than fine sprays.
- Foliar contact with spray drift or vapors may cause foliar whitening or yellowing of sensitive plants. Symptoms are generally temporary in nature, but may persist on some plant species.

Application precautions must be taken as follows:

- Do not apply aerially or through irrigation equipment.
- Observe all buffer restrictions.
- Do not apply Command 3ME within 1,200 feet of the following areas: Towns and Housing Developments, Commercial Fruit/Nut or Vegetable¹ Production, Commercial Greenhouses or Nurseries.
¹ Except for peppers, pumpkins, succulent peas, sweet corn, sweet potato, and winter squash.
- Before application, determine air movement and direction.
- Do not apply in winds above 10 miles per hour.
- Do not apply Command 3ME herbicide to non-field areas including fence rows, waterways, ditches, and roadsides.
- When moving spray equipment to noncontiguous sites, do not allow spray solution to spray or drip from tanks, hoses, fittings or spray nozzles and tips.

Refer to individual crop use directions for additional requirements.

SPRAY DRIFT PRECAUTIONS

Non-target spray drift of Command 3ME herbicide should be avoided to prevent whitening of desirable plants. Drift is influenced by many factors which include wind speed, spray pressure, particle size, nozzle type, and boom height.

- Do not apply when weather conditions favor drift.
- Use a minimum spray volume of 10 gallons per acre.
- Use the lowest possible boom height while maintaining a uniform spray pattern in conjunction with nozzle type, size, operating pressure and volume that meet a droplet size classification of coarse or greater.

Refer to Spray Drift Management Section for additional instructions.

SPRAY DRIFT MANAGEMENT - ALL STATES

The interaction of many equipment and weather-related factors determines the potential for spray drift. The applicator and grower are responsible for considering all these factors when making application decisions.

AVOIDING SPRAY DRIFT IS THE RESPONSIBILITY OF THE APPLICATOR.

IMPORTANCE OF DROPLET SIZE

The most effective way to reduce drift potential is to apply large droplets (450 microns or larger). The best drift management strategy is to apply the largest droplets that provide sufficient coverage and control. APPLYING LARGER DROPLETS REDUCES DRIFT POTENTIAL, BUT WILL NOT PREVENT DRIFT IF APPLICATIONS ARE MADE IMPROPERLY OR UNDER UNFAVORABLE ENVIRONMENTAL CONDITIONS! See Wind, Temperature and Humidity, and Temperature Inversions sections of this label portion.

CONTROLLING DROPLET SIZE - GENERAL TECHNIQUES

- **Volume** - Use high flow rate nozzles to apply the highest practical spray volume. Nozzles with higher rated flows produce larger droplets.
- **Pressure** - Do not exceed the nozzle manufacturers recommended pressures. For many nozzle types, lower pressure produces larger droplets. WHEN HIGHER FLOW RATES ARE NEEDED, USE A HIGHER-CAPACITY NOZZLE INSTEAD OF INCREASING PRESSURE.
- **Number of Nozzles** - Use the minimum number of nozzles that provide uniform coverage.
- **Nozzle Type** - Use a nozzle type that is designed for the intended application. With most nozzle types, narrower spray angles produce larger droplets. Consider using low-drift nozzles.

BOOM HEIGHT

Setting the boom at the lowest labeled height (if specified) which provides uniform coverage reduces the exposure of droplets to evaporation and wind. For ground equipment, the boom should remain level with the ground surface/existing vegetation and have minimal bounce.

WIND

Drift potential is lowest between wind speeds of 2 - 10 mph. However, many factors, including droplet size and equipment type determine drift potential at any given speed. Application should be avoided below 2 mph due to variable wind direction and high inversion potential.

DO NOT APPLY IN WINDS ABOVE 10 MILES PER HOUR.

AVOID GUSTY OR WINDLESS CONDITIONS.

Note: Local terrain can influence wind patterns. Every applicator should be familiar with local wind patterns and how they affect spray drift.

TEMPERATURE AND HUMIDITY

When making applications in low relative humidity, set up equipment to produce large droplets to compensate for evaporation. Droplet evaporation is most severe when conditions are both hot and dry.

TEMPERATURE INVERSIONS

Applications should not occur during a temperature inversion because drift potential is high. Temperature inversions restrict vertical air mixing, which causes small suspended droplets to remain in a concentrated cloud. This cloud can move in unpredictable directions due to the light variable winds common during inversions. Temperature inversions are characterized by increasing temperature with altitude and are common on nights with limited cloud cover and light to no wind. They begin to form as the sun sets and often continue into the morning. Their presence can be indicated by ground fog; however, if fog is not present, inversions can also be identified by the movement of smoke from a ground source or an aircraft smoke generator. Smoke

that layers and moves laterally in a concentrated cloud (under low wind conditions) indicates an inversion, while smoke that moves upward and rapidly dissipates indicates good vertical air mixing.

SENSITIVE AREAS

The pesticide should only be applied when the potential for drift to adjacent sensitive areas (e.g. residential areas, bodies of water, known habitat for threatened or endangered species, non-target crops) is minimal (e.g. when wind is blowing away from the sensitive areas).

SHIELDED SPRAYERS

Shielding the boom or individual nozzles can reduce the effects of wind. However, it is the responsibility of the applicator to verify that the shields are preventing drift and not interfering with uniform deposition of the product.

ROTATIONAL CROPPING PRECAUTIONS

Under some conditions, temporary whitening or yellowing of leaves may occur on approved rotational crops where undesirable soil residues of Command 3ME exist.

Under abnormal conditions, carryover injury to rotational crops can occur. The following factors can contribute to increased risk of injury to rotational crops:

- 1) Over-application resulting from use of worn nozzles, excessive over-lapping of spray swaths, failing to shut off spray booms when turning (end row areas), or slowing or stopping sprayer.
- 2) Soil with pH less than or equal to 5.9.
- 3) Extreme dryness in the four months following application.
- 4) Choice of rotational crop hybrid.

Additional recommendations to prevent rotational crop injury may be provided in the form of service bulletins for locations where risk of injury is significantly increased due to extremely dry conditions.

Refer to Rotational Crop Instructions and Replanting Instructions of specific crops for additional crop planting information.

SPRAYER CLEANUP

Do not drain or flush equipment on or near desirable trees or other plants, or in areas where their roots may extend or in locations where the chemical may be washed or move into contact with their roots. Do not contaminate any body of water including irrigation water that may be used on other crops. Carefully follow sprayer clean-up instructions noted below to prevent spray tank residues from damaging other crops.

Sprayer equipment should be thoroughly rinsed to remove residues of herbicide that might injure other subsequently sprayed crops. The steps below should be followed for the thorough rinsing of spray equipment following applications of Command 3ME herbicide or tank mixes of Command 3ME with other labeled products.

- 1) Drain any remaining spray solution from tank, pump, hoses and boom and discard in an approved manner (See Note that follows).
- 2) Clean tank and fittings by:
 - Thoroughly hosing down the inside walls of the spray tank with a quantity of water equal to 1/8 of the total tank capacity and operating the pump to circulate this solution through the sprayer system for 15 minutes.
 - Washing down the outside surfaces of equipment.
 - Removing nozzle tip and screen from end nozzle in each boom section and allowing several gallons of rinsate solution to flush completely through boom (collect rinsate while flushing).
- 3) Thoroughly drain remaining rinsate solution from tank, pump and hoses. Combine with boom flushing and dispose of all rinsates from this first rinsing in an approved manner (see Note that follows).
 - When switching from water dilutions to applications utilizing crop oil or liquid fertilizer as a carrier, a small volume of crop oil or liquid fertilizer should be flushed through the tank, pump, hoses, and boom prior to the next use. Dispose of crop oil or liquid fertilizer rinsate in an approved manner (see Note for local, state and federal guidelines).
- 4) Remove the remaining nozzle tips, and screens and the line filter and wash in a pail of warm soapy water, thoroughly rinse and replace.
- 5) Hose down the inside walls of the spray tank a second time and circulate this solution using the same procedure as noted in #2 above.
- 6) If the next use of the sprayer will be for applying a pre-emergent or preplant incorporated pesticide on any crop for which Command 3ME is registered, rinsate from this second rinsing may be utilized by diluting with the water for the next pesticide load;

HOWEVER

If the next use of the sprayer will be a post-emergence applied pesticide on any crop, drain rinsate solution from this second rinsing. Retain rinsate solution for use only with a soil incorporated pesticide to be applied on a crop for which Command 3ME is registered. Refill tank (after draining second rinsate solution) in accordance with post-emergence product label directions.

NOTE: Dispose of excess spray mixture and/or rinsate from first tank rinsing by application to cropland as described on this label. If excess spray mixture and/or rinsate from first rinsing cannot be disposed of according to label instructions, dispose of in compliance with local, state and federal guidelines. Contact your state pesticide or Environmental Control Agency or the Hazardous Waste representative at the nearest EPA regional office for guidance.

GENERAL MIXING INSTRUCTIONS

Care must be taken when mixing Command 3ME herbicide. Avoid mixing in areas adjacent to desirable plants.

Command 3ME Alone: Mix Command 3ME with water or liquid fertilizer in the following manner: Fill the spray tank one-half to three-fourths full with water or liquid fertilizer, add the proper amount of Command 3ME, then add the rest of the water or liquid fertilizer. Provide sufficient agitation during mixing and application to maintain a uniform spray mixture.

Tank Mixtures: Fill spray tank one-fourth to one-third full with water; with agitator operating add the specified amount of ingredients using the following order: dry formulations (e.g., wettable powders, dry flowables) first, liquid suspensions (e.g., flowables) next and finally liquids (e.g., EC's). Mix thoroughly and fill tank one-half full continuing agitation. Add Command 3ME herbicide to tank while maintaining agitation. Complete filling the sprayer tank with water. Where use of a surfactant is recommended, add as the last ingredient to the spray tank. Maintain agitation during filling, mixing and application. When using drift reducing agents, follow specific product label instructions for order of addition to spray tank.

Fertilizer Spray Mixtures: Applications of Command 3ME alone, or with recommended tank mixtures, in conjunction with fertilizer solutions may be used unless use directions specifically state otherwise. Small quantities should be tested for compatibility by the following procedure before mixing tank full quantities.

- 1) Put 1 pint of fertilizer solution in a quart jar.
- 2) Add the appropriate amount of herbicide based on the table below. If more than one product is to be used, add each separately using the following sequence: dry formulations (e.g., wettable powders, dry flowables) first, liquid suspensions (e.g., flowables) next and finally liquids (e.g., EC's).

Herbicide	Rate/Acre	Amount To Be Added Per Pint of Fluid Fertilizer*
Wettable Powders	1/2 pound	3/4 level teaspoon
or	1 pound	1 1/2 level teaspoons
or	2 pounds	3 level teaspoons
Dry Flowables (Dry Granules)	3 pounds	4 1/2 level teaspoons
Emulsifiable Concentrates	1 pint	1/2 level teaspoon
or	1 quart	1 level teaspoon
or	2 quarts	2 level teaspoons
Flowables	3 quarts	3 level teaspoons

* Based on a spray volume of 25 gpa. For lower or higher spray volumes, adjust fluid fertilizer quantity accordingly.

- 3) Close jar and shake well.
- 4) Watch mixture for several seconds, again in 5 minutes and again after 30 minutes. If herbicide/fertilizer combination remains mixed or can be remixed readily (i.e., does not permanently separate, foam, gel or become lumpy), the mixture is compatible and can be mixed in full volumes and sprayed. If the mixture is compatible, prepare spray by adding fertilizer solution to the tank first, then follow directions noted below:
 - 1) **Command 3ME Alone:** Dilute with 2 parts of water and add slowly to spray tank of fertilizer with agitator running. Maintain agitation during application.
 - 2) **Command 3ME plus Tank Mixtures:** Dilute individual products with two (2) parts of water, then add to the spray tank of fertilizer, while maintaining agitation, using the following order—slurry of dry formulations (wetable powders, dry flowables) first, diluted liquid formulations (EC's, flowables) second. Continue agitation during application.

GENERAL APPLICATION INSTRUCTIONS

Ground Applications

Broadcast or Banded Applications: Apply Command 3ME alone or in tank mix combinations by ground equipment using a finished spray volume of 10 to 40 gallons of water per acre. Use nozzles suitable for broadcast boom or banded application of herbicides. Coarse sprays are less likely to drift out of the target area than fine sprays. See "GENERAL APPLICATION PRECAUTIONS" and "SPRAY DRIFT PRECAUTIONS" sections for specific recommendations to reduce spray drift. For Command 3ME tank mixtures with wettable powder or dry flowable formulations, nozzle screens and strainers should be no finer than 50-mesh.

Command 3 ME may be used as a pre-emergent soil surface applied treatment from 30 days before planting to just prior to crop emergence. If field conditions indicate the need for additional seedbed preparation, the use of equipment which will move the herbicide no deeper than 1 1/2 - 2" is acceptable.

Banded Applications—Calculate the rates and volumes required by using the following formulas:

$$\frac{\text{Band width in inches}}{\text{Row width in inches}} \times \text{Broadcast Rate Per Acre} = \text{Band rate per acre}$$

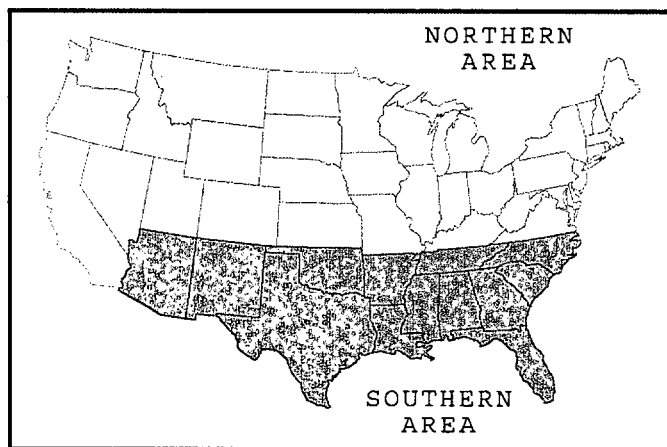
$$\frac{\text{Band width in inches}}{\text{Row width in inches}} \times \text{Broadcast Volume Per Acre} = \text{Band volume per acre}$$

Cultivation After Planting

If cultivation is necessary because of soil crusting, compaction, or weed emergence, soil treated with Command 3ME may be shallow-cultivated (no deeper than 1 1/2 - 2") or rotary-hoed without reducing the weed control activity of Command 3ME. Avoid deep cultivation which may bring untreated soil to the surface and result in poor weed control.

COMMAND GEOGRAPHICAL AREAS

For Rates, Weed Control, and Crop Rotation



* Southern area includes Missouri bootheel which incorporates the following counties: Butler, Dunklin, Mississippi, New Madrid, Pemiscot, Scott, and Stoddard.

COTTON GENERAL INFORMATION

Command 3ME Herbicide may be applied, as a pre-emergent banded or broadcast treatment in conventional tillage or conservation tillage systems for the control of annual grasses and broadleaf weeds in cotton. Do not incorporate Command 3ME or use in a tank mixture with any herbicide that requires soil incorporation.

SPECIAL PRECAUTIONS FOR COTTON

Off-site movement of spray drift or vapors of Command® 3ME herbicide can cause foliar whitening or yellowing of some plants. Prior to making applications, read and strictly follow all precautions and instructions in the GENERAL APPLICATION PRECAUTIONS, SPRAY DRIFT PRECAUTIONS and SPRAY DRIFT MANAGEMENT sections.

Additional Precautions For Cotton Applications:

Use the lowest possible boom height while maintaining a uniform spray pattern, in conjunction with nozzle type, size, operating pressure and volume that meet a droplet size classification of coarse or greater.

Prior to application, adjacent properties must be checked, and spraying within 300 feet of desirable plants must be avoided.

REQUIREMENTS FOR PLANTING TIME APPLICATIONS

Do not apply Command 3ME Herbicide to cotton unless either disulfoton or phorate organophosphate insecticide is applied in-furrow with the seed at planting time at a minimum of 0.75 pound per acre of active ingredient. Do not reduce the application rate of the organophosphate insecticide when Command 3ME herbicide is applied as a banded treatment. Failure to apply either disulfoton or phorate insecticides with Command in accordance with in-furrow label use directions can result in crop phytotoxicity (bleaching) and/or stand reduction. Combinations of at planting systemic granular carbamate and organophosphate insecticides in conjunction with Command may result in injury to cotton. Crop injury may occur with higher Command rates on sandy soils. Diuron is not recommended at planting when Command is used as plant injury may result.

Refer to the insecticide product labels for appropriate in-furrow application directions and maximum use rates. Monitor application equipment to insure accurate and uniform placement of the insecticide.

PRE-EMERGENT BANDED APPLICATIONS

For pre-emergent banded treatments, refer to the directions for banded applications in the GENERAL APPLICATION INSTRUCTIONS section.

REPLANTING INSTRUCTIONS

If the initial planting of cotton fails to produce a uniform stand, cotton may be replanted in fields treated with Command 3ME alone. Do not retreat fields with a second application of Command 3ME. When tank mixing with a labeled product, refer to the replant instructions for that product. Do not replant treated fields with any crop at intervals that are inconsistent with the ROTATIONAL CROP RESTRICTIONS on the Command 3ME label. Where a tank mix is used, refer to the product's labels for any additional replant instructions.

If replanting is required follow the directions under REQUIREMENTS FOR PLANTING TIME APPLICATIONS noted above.

COMMAND 3ME HERBICIDE APPLIED ALONE RATES AND WEEDS CONTROLLED¹

1 1/3 PT. (0.50 LB. A.I.) GRASSES	2.0 PT. (0.75 LB. A.I.) GRASSES	2 2/3 PT. (1.0 LB. A.I.) GRASSES	3 1/3 PT. (1.25 LB. A.I.) GRASSES
Suppression of some annual grasses	Barnyardgrass Broadleaf Signalgrass Crabgrass —Large —Smooth Foxtail —Giant —Green Goosegrass Panicum —Common —Fall —Texas Seedling Johnsongrass Field Sandbur*	All grasses controlled at 2.0 pints plus: Cupgrass —South-western —Woolly Field Sandbur Bermudagrass* Red Rice* Itchgrass ³	All grasses controlled at 2 2/3 pint plus: Foxtail —Purple —Robust —Yellow Junglerice* Shattercane* Wild Proso Millet*

1 1/3 PT.
(0.50 LB. A.I.)
BROADLEAVES
Velvetleaf
Spurred Anoda

2.0 PT.
(0.75 LB. A.I.)
BROADLEAVES
Velvetleaf
Spurred Anoda
plus:
Common
Ragweed*

2 2/3 PT.
(1.0 LB. A.I.)
BROADLEAVES
All broadleaves controlled at 2.0 pints plus:
Cocklebur

3 1/3 PT.
(1.25 LB. A.I.)
BROADLEAVES
All broadleaves controlled at 2 2/3 pint plus:
Balloovine*
Black

Jimsonweed*	Common	Nightshäue*
Lambsquarter	Ragweed	Curly Dock
Pennsylvania	Dayflower	Joint Vetch*
Smartweed*	Florida	Kochia
Prickly Sida	Beggarweed	Morningglory
Purslane	Florida Pusley	—Pitted
Redweed	Jimsonweed	Pennsylvania
Venice Mallow	Kochia*	Smartweed
	Redvine*	Pigweed
	Tropic Croton	—Redroot*
	Wild Poinsettia ⁴	—Smooth*

- * Partially Controlled
- 1 Higher label rates (a minimum of 2 2/3 pints per acre) are recommended for fields that have previously been in conservation programs, or where heavy weed pressure is anticipated. Select lower to higher rates based on lighter to heavier soil types. For fields that have previously been in conservation programs, a minimum application rate of 3 1/3 pints per acre for cocklebur or common ragweed control is recommended.
- 2 For heavy weed pressure or heavy soils use 1 2/3 pints per acre to control Velvet-leaf or Spurred Anoda.
- 3 For control of itchgrass, do not incorporate Command 3 ME. For high weed pressure and heavy soils use 3 1/3 pints.
- 4 Use In AR/LA/MS/TX/OK only—for high pressure and heavy soils use 3 1/3 pints.

COMMAND 3ME HERBICIDE MAY BE APPLIED WITH OTHER PREEMERGENT HERBICIDES REGISTERED FOR THESE USES ON COTTON.

Command 3ME may be applied in combination with other herbicides registered for use in cotton to broaden the weed control spectrum. Refer to the labels of the other herbicides for additional information. Carefully observe all application precautions, rotational crop restrictions and replanting instructions of each product's label when using tank mixtures. Follow the most restrictive precautions and instructions for all products used.

ROTATIONAL CROP RESTRICTIONS

Rotate to crops as listed below. Refer to sections headed "Rotational Cropping Precautions."

Note: When using Command 3ME with other registered herbicides always refer to rotational restrictions and precautions on the other product's label.

1 1/3 PT. (0.50 LB. A.I.)	2.0 to 2 2/3 PT. (0.75 to 1.0 LB. A.I.)	3 1/3 PT. (1.25 LB. A.I.)
<u>ANYTIME</u>	<u>ANYTIME</u>	<u>ANYTIME</u>
Cabbage (transplanted)	Cotton*	Cotton*
Cotton*	Peppers	Soybeans
Peas	Soybeans	Sweet Potato
Peppers	Squash (winter)(2.0	Tobacco
Pumpkins (processing)	PT.)	Tuberous & Corm
Rice	Sweet Potato	Vegs.
Soybeans	Tobacco	
Squash	Tuberous & Corm	
Sweet Potato	Vegs.	
Tobacco		
Tuberous & Corm		
Vegs.		
<u>9 MONTHS</u>	<u>9 MONTHS</u>	<u>9 MONTHS</u>
All crops listed above	All crops listed above	All crops listed above
plus:	plus:	plus:
Cabbage (direct seeded)	Cabbage	Cabbage
Corn	Corn	Corn
—Field	—Field	—Field
—Pop	—Pop	—Pop
—Seed	—Seed	—Seed
—Sweet	—Sweet	—Sweet
Cotton	Cotton	Cotton
Cucurbits	Cucurbits	Cucurbits
Dry Beans	Dry Beans	Dry Beans
Peanuts	Peanuts	Peanuts
Potatoes	Peas	Peas
Snap Beans	Potatoes	Peppers
Sorghum	Pumpkins (processing)	Potatoes
Sugar Beets	Rice	Pumpkins (processing)
Tomatoes	Snap Beans	Rice
(Transplanted)	Sorghum	Snap Beans
	Squash (summer)	Sorghum
	Sugar Beets	Squash
	Tomatoes	Sugar Beets
	(Transplanted)	Tomatoes
		(Transplanted)
<u>12 MONTHS</u>	<u>12 MONTHS</u>	<u>12 MONTHS</u>
All crops	All crops	All crops

Cover crops, however, may be planted anytime but stand reductions may occur in some areas. Do not graze or harvest for food or feed

cover crops planted less than 9 months after Command 3ME treatment.

* Refer to the section "Requirements for Planting Time Applications" and "Replanting Instructions."

RESTRICTIONS

- Do not apply Command 3ME within 65 days of harvest.
- Do not apply more than 1.25 pounds active ingredient per acre per season.
- Do not allow livestock to graze on treated cotton forage or trash, or feed treated cotton forage or trash to livestock.

RICE

GENERAL INFORMATION

Command 3ME herbicide may be utilized as a surface broadcast treatment prior to weed emergence, for the control of annual grass weeds in dry-seeded rice.

SPECIAL PRECAUTIONS FOR RICE

Off-site movement of spray drift or vapors of Command 3ME herbicide can cause foliar whitening or yellowing of some plants. Prior to making applications, read and strictly follow all precautions and instructions in the GENERAL APPLICATION PRECAUTIONS and SPRAY DRIFT PRECAUTIONS sections.

PRE-EMERGENT SURFACE BROADCAST APPLICATIONS

Command 3ME may be applied as a surface broadcast application 14 days prior to planting or up to 7 days after planting, but prior to weed emergence, using ground equipment in a minimum of 10 to 40 gallons of water per acre at the rate of 2/3 to 1 3/5 pints (0.25 to 0.6 lb. active) per acre depending upon the soil texture. Refer to table below for specific rates and weeds controlled. For heavy soils use the higher specified rate, otherwise less than desirable weed control may result.

For pre-emergent broadcast treatments, refer to the directions for broadcast applications in the GENERAL APPLICATION INSTRUCTIONS section.

EARLY POSTEMERGENCE APPLICATIONS

Command 3ME may be applied after planting as an early post-emergence treatment to rice at the one to two leaf stage to provide pre-emergence and residual control of grass weeds. Use ground equipment with nozzles that produce a course spray and a minimum of 10-40 gallons of water per acre. Refer to table below for specific rates and weeds controlled. For control of existing grass present at the time of application include a post-emergence herbicide registered for the control of grass species in rice. Consult post-emergence herbicide label for specific directions regarding use rates and stage of weeds and crop.

REPLANTING INSTRUCTIONS

If initial planting of rice fails to produce a uniform stand, rice may be replanted in fields treated with Command 3ME. Do not retreat fields with a second application of Command 3ME. When tank mixing with a labeled product, refer to the replant instructions for that product. Do not replant treated fields with any crop at intervals that are inconsistent with the ROTATIONAL CROP INSTRUCTIONS on the Command 3ME label. When a tank mix is used, refer to the product's label for any additional rotational crop instructions.

Command 3ME Herbicide Applied Alone - Single Application Pre-emergence or Post-emergence

RATES AND WEEDS CONTROLLED

Soil Texture	Broadcast Rates Per Acre
Coarse (light) Soils: (sand, loamy sand, sandy loam)	2/3 pint (0.25 lb. ai)
Medium Soils: (loam, silt, silt loam, sandy clay, sandy clay loam)	1 1/8 pints (0.4 lb. ai)
Fine (heavy) Soils: (silty clay, clay loam, silty clay loam, clay)	1 1/3 to 1 3/5 pints (0.5 to 0.6 lb. ai)

*Select lower to higher rates based on lighter to heavier soils

GRASSES

- Barnyardgrass (Watergrass) (*Echinochloa crus-galli*, *E. colonum*)
- Broadleaf signalgrass (*Brachiaria platyphylla*)
- Crabgrass (Large and Smooth) (*Digitaria spp.*)
- Panicum (*Panicum spp.*)
 - Common
 - Fall
 - Texas

Sprangletop

(*Leptochloa spp.*)

Partial weed control may result if levees are pulled after Command 3ME has been applied. Additional use of labeled post-emerge herbicide applications may be required.

SPLIT APPLICATIONS

Both pre-emergent surface broadcast applications and early post-emergence applications (out to the two leaf stage) of Command 3ME may be made during the same season to control the above weeds as long as the total seasonal application does not exceed 0.6 lb ai/A. Refer to the table below for specific rates.

Command 3ME Herbicide Applied as Split Applications

Soil Texture	Pre-Emergent Application Broadcast Rates Per Acre	Post-Emergent Application Broadcast Rates Per Acre
Coarse (light) Soils: (sand, loamy sand, sandy loam)	2/3 pint (0.25 lb. ai)	2/3 pint (0.25 lb. ai)
Medium Soils: (loam, silt, silt loam, sandy clay, sandy clay loam)	4/5 to 7/8 pints (0.3 - 0.35 lb. ai)	2/3 to 4/5 pints (0.25 - 0.3 lb ai)
Fine (heavy) Soils: (silty clay, clay loam, silty clay loam, clay)	1 1/8 to 1 1/3 pints (0.4 to 0.5 lb. ai)	1/32 to 1/16 pints (0.1 to 0.2 lb. ai)

PRECAUTIONS

Application of Command 3ME herbicide to fields which have been precision leveled with deep cuts may result in rice crop injury including stand loss. Consult with rice specialists for soil amending practices which can reduce potential for herbicide injury in precision leveled fields.

ROTATIONAL CROP RESTRICTIONS

Rotate to crops as listed below. Refer to section headed "Rotational Cropping Precautions."

Note: When using Command 3ME with other registered herbicides always refer to rotational restrictions and precautions on the other product's label.

2/3 to 1 3/5 PT. (0.25 to 0.60 LB. A.I.)		
ANYTIME	9 MONTHS	12 MONTHS
Cotton*	All crops listed above	All crops
Peas	plus:	
Peppers	Cotton	
Pumpkins (processing)	Corn	
Rice	—Field	
Soybeans	—Pop	
Squash	—Seed	
Sweet Potatoes	—Sweet	
Tobacco	Cucurbits	
Tuberous and Corm	Dry Beans	
Veg.	Peanuts	
	Potatoes	
	Snap Beans	
	Sorghum	
	Sugar Beets	
	Tomatoes	
	(Transplanted)	

Cover crops, however, may be planted anytime but stand reductions may occur in some areas. Do not graze or harvest for food or feed cover crops planted less than 9 months after Command 3ME treatment.

* Refer to the section "Requirements for Planting Time Applications" and "Replanting Instructions."

RESTRICTIONS

- Do not use this treatment in water-seeded rice.
- Do not apply Command 3ME on rice fields in which concurrent crayfish or catfish farming are included in the cultural practices.
- Do not use water containing Command 3ME residues from rice cultivation to irrigate food or feed crops which are not registered for use with Command 3ME.
- Do not apply more than 0.6 lb a.i. clomazone (1 3/5 pt Command 3ME) per acre per use season.

SOYBEANS

GENERAL INFORMATION

Command 3ME herbicide may be utilized as a pre-emergent soil applied treatment for the control of annual grass and broadleaf weeds in soybeans.

Command 3ME herbicide may be tank mixed with other pre-emergent soybean herbicides to broaden the weed control spectrum compared to the products applied alone. Command 3ME may be tank mixed with Canopy®, Dual®, Lasso®, Lexone®, Lorox®, Lorox Plus®, Prowl®, Pursuit®, Scepter®, Sencor®, Sonalan®, Squadron®, or other registered herbicides. Observe all precautions, instructions, and rotational cropping restrictions of each product's label when tank mixing, including all references to potential carryover and crop injury warnings or restrictions. Follow the most restrictive precautions and instructions for all products used.

Water or liquid fertilizer may be used as a carrier for Command 3ME when applied alone, or when tank mixed with the herbicides listed above, unless use directions specifically state otherwise.

REPLANTING INSTRUCTIONS

If initial seeding of soybeans fails to produce a stand, soybeans may be replanted in fields treated with Command 3ME alone (or with recommended tank mixtures). Do not retreat field with a second application of Command 3ME. When tank mixing with a labeled product, refer to the soybean replant instructions for that product. Do not replant treated fields with any crop at intervals which are inconsistent with the Rotational Crop Instructions on this label.

Soybeans - Northern Area—See Map

SPECIAL PRECAUTION

Off-site movement of spray drift or vapors of Command® 3ME herbicide can cause foliar whitening or yellowing of some plants. Prior to making applications, read and strictly follow all precautions and instructions in the GENERAL APPLICATION PRECAUTIONS, SPRAY DRIFT PRECAUTIONS and SPRAY DRIFT MANAGEMENT sections.

COMMAND® 3ME HERBICIDE APPLIED ALONE RATES AND WEEDS CONTROLLED¹

<p>1 1/3 PT. (0.50 LB. A.I.) <u>GRASSES</u> Suppression of some annual grasses</p>	<p>2.0 PT. (0.75 LB A.I.) <u>GRASSES</u> Barnyardgrass Crabgrass —Large —Smooth Field Sandbur Foxtail —Giant —Green —Robust —Yellow Goosegrass Panicum —Common —Fall —Texas Seedling Johnsongrass*</p>	<p>2 2/3 PT. (1.0 LB. A.I.) <u>GRASSES</u> All grasses controlled at 2.0 pints plus: Bermudagrass* Broadleaf Signalgrass Cupgrass —Southwestern —Woolly* Seedling Johnsongrass Shattercane* Wild Proso Millet*</p>
<p>1 1/3 PT. ² (0.50 LB. A.I.) <u>BROADLEAVES</u> Velvetleaf Spurred Anoda</p>	<p>2.0 PT. (0.75 LB A.I.) <u>BROADLEAVES</u> Velvetleaf Spurred Anoda plus: Common Ragweed* Galinsoga Jimsonweed* Lambsquarters Prickly Sida Purslane Smartweed* —Ladysthumb* —Pennsylvania* Venice Mallow</p>	<p>2 2/3 PT. (1.0 LB. A.I.) <u>BROADLEAVES</u> All broadleaves controlled at 2.0 pints plus: Black Seeded Plantain Cocklebur* Common Ragweed Jimsonweed Kochia Smartweed —Ladysthumb —Pennsylvania Tropic Croton</p>

* Partially Controlled

1 Higher label rates (a minimum of 2 2/3 pints per acre) are recommended for fields that have previously been in conservation programs, or where heavy weed pressure is anticipated. Select lower to higher rates based on lighter to heavier soil types.

2 For heavy weed pressure or heavy soils use 1 2/3 pints per acre to control Velvetleaf or Spurred Anoda.

ROTATIONAL CROP RESTRICTIONS

Rotate to crops as listed below. Refer to section headed "Rotational Cropping Precautions."

NOTE: When using Command 3ME with other registered herbicides always refer to rotational restrictions and precautions on the other product's label.

<p>1 1/3 PT. (0.50 LB. A.I.) <u>ANYTIME</u></p> <p>Cabbage (transplanted) Cotton* Peas Peppers Pumpkins (processing) Rice Soybeans Squash Sweet Potato Tobacco Tuberous and Corn Veg.</p> <p><u>9 MONTHS</u> All crops listed above <i>plus:</i> Cabbage (Direct Seeded) Corn —Field —Pop —Seed —Sweet Cotton Cucurbits Dry Beans Peanuts Potatoes Snap Beans Sorghum Sugar Beets Tomatoes (Transplanted)</p> <p><u>12 MONTHS</u> All crops listed above <i>plus:</i> Tomatoes (all) Wheat</p> <p><u>16 MONTHS</u> All crops</p>	<p>2.0 PT. (0.75 LB A.I.) <u>ANYTIME</u></p> <p>Cotton* Peppers Soybeans Squash (Winter) Sweet Potato Tobacco Tuberous and Corn Veg.</p> <p><u>9 MONTHS</u> All crops listed above <i>plus:</i> Cabbage Corn —Field —Pop —Seed —Sweet Cotton Cucurbits Dry Beans Peanuts Peas Potatoes Pumpkins (processing) Rice Snap Beans Sorghum Squash (Summer) Sugar Beets Tomatoes (Transplanted)</p> <p><u>12 MONTHS</u> All crops listed above <i>plus:</i> Tomatoes (all) Wheat</p> <p><u>16 MONTHS</u> All crops</p>	<p>2 2/3 PT. (1.0 LB. A.I.) <u>ANYTIME</u></p> <p>Cotton* Peppers Soybeans Sweet Potato Tobacco Tuberous and Corn Veg.</p> <p><u>9 MONTHS</u> All crops listed above <i>plus:</i> Cabbage Corn —Field —Pop Cotton Cucurbits Dry Beans Peanuts Peas Potatoes Pumpkins (processing) Rice Snap Beans Sorghum Squash Sugar Beets Tomatoes (Transplanted)</p> <p><u>12 MONTHS</u> All crops listed above <i>plus:</i> Seed Corn Sweet Corn Tomatoes (all) Wheat</p> <p><u>16 MONTHS</u> All crops</p>
--	---	--

Cover crops, however, may be planted anytime but stand reductions may occur in some areas. Do not graze or harvest for food or feed cover crops planted less than 9 months after Command 3ME treatment.

* Refer to the "Requirements for Planting Time Applications" and "Replanting Instructions" in the Cotton Directions for Use section.

RESTRICTIONS

Do not allow livestock to graze on treated soybean vines or feed treated vines or vine trash to livestock.

Soybeans - Southern Area—See Map

SPECIAL PRECAUTIONS

Off-site movement of spray drift or vapors of Command® 3ME herbicide can cause foliar whitening or yellowing of some plants. Prior to making applications, read and strictly follow all precautions and instructions in the GENERAL APPLICATION PRECAUTIONS, SPRAY DRIFT PRECAUTIONS and SPRAY DRIFT MANAGEMENT sections.

Additional Precautions For Soybean Applications:

Use the lowest possible boom height while maintaining a uniform spray pattern, in conjunction with nozzle type, size, operating pressure and volume that meet a droplet size classification of coarse or greater.

Prior to application, adjacent properties must be checked, and spraying within 300 feet of desirable plants must be avoided.

**COMMAND® 3ME HERBICIDE
APPLIED ALONE**

RATES AND WEEDS CONTROLLED¹

1 1/3 PT. (0.50 LB. A.I.) GRASSES	2.0 PT. (0.75 LB. A.I.) GRASSES	2 2/3 PT. (1.0 LB. A.I.) GRASSES	3 1/3 PT. (1.25 LB. A.I.) GRASSES
Suppression of some annual grasses	Barnyardgrass Broadleaf Signalgrass Crabgrass —Large —Smooth Foxtail —Giant —Green Goosegrass Panicum —Common —Fall —Texas Seedling Johnsongrass Field Sandbur*	All grasses controlled at 2.0 pints plus: Cupgrass —Southwestern —Woolly Field Sandbur Bermudagrass* Red Rice, ³ Itchgrass*	All grasses controlled at 2 2/3 pints plus: Foxtail —Purple —Robust —Yellow Junglerice* Shattercane* Wild Proso Millet*

1 1/3 PT. (0.50 LB. A.I.) BROADLEAVES	2.0 PT. (0.75 LB. A.I.) BROADLEAVES	2 2/3 PT. (1.0 LB. A.I.) BROADLEAVES	3 1/3 PT. (1.25 LB. A.I.) BROADLEAVES
Velvetleaf Spurred Anoda	Velvetleaf Spurred Anoda plus: Common Ragweed* Jimsonweed* Lambsquarter Pennsylvania Smartweed* Prickly Sida Purslane Redweed Venice Mallow	All broadleaves controlled at 2.0 pints plus: Cocklebur Common Ragweed Dayflower Florida Beggarweed Florida Pusley Jimsonweed Kochia* Redvine* Tropic Croton ⁴ Wild Poinsettia	All broadleaves controlled at 2 2/3 pints plus: Balloonavine* Black Nightshade* Curly Dock Joint Vetch* Kochia Morningglory —Pitted Pennsylvania Smartweed Pigweed —Redroot* —Smooth* Prostrate Spurge

* Partially Controlled

¹ Higher label rates (a minimum of 2 2/3 pints per acre) are recommended for fields that have previously been in conservation programs, or where heavy weed pressure is anticipated. Select lower to higher rates based on lighter to heavier soil types. For fields that have previously been in conservation programs, a minimum application rate of 3 1/3 pints per acre for cocklebur or common ragweed control is recommended.

² For heavy weed pressure or heavy soils use 1 2/3 pints per acre to control Velvetleaf or Spurred Anoda.

³ For control of Itchgrass, do not incorporate Command 3ME. For high weed pressure and heavy soils use 3 1/3 pints.

⁴ Use in AR/LA/MS/TX/OK only—for high pressure and heavy soils use 3 1/3 pints.

ROTATIONAL CROP RESTRICTIONS

Rotate to Crops as listed below. Refer to section headed "Rotational Cropping Precautions."

NOTE: When using Command 3ME with other registered herbicides always refer to rotational restrictions and precautions on the other product's label.

1 1/3 PT. (0.50 LB. A.I.) ANYTIME	2.0 to 2 2/3 PT. (0.75 to 1.0 LB. A.I.) ANYTIME	3 1/3 PT. (1.25 LB. A.I.) ANYTIME
Cabbage (transplanted) Cotton* Peas Peppers Pumpkins (processing) Rice Soybeans Squash Sweet Potato Tobacco Tuberous & Corn Vegs.	Cotton* Peppers Soybeans Squash (winter)(2.0 PT.) Sweet Potato Tobacco Tuberous & Corn Vegs.	Cotton* Soybeans Sweet Potato Tobacco Tuberous & Corn Vegs.
9 MONTHS All crops listed above plus: Cabbage (direct seeded) Corn —Field —Pop —Seed —Sweet Cotton	9 MONTHS All crops listed above plus: Cabbage Corn —Field —Pop —Seed —Sweet Cotton Cucurbits	9 MONTHS All crops listed above plus: Cabbage Corn —Field —Pop —Seed —Sweet Cotton Cucurbits

Cucurbits
 Dry Beans
 Peanuts
 Potatoes
 Snap Beans
 Sorghum
 Sugar Beets
 Tomatoes
 (Transplanted)

Dry Beans
 Peanuts
 Peas
 Potatoes
 Pumpkins (processing)
 Rice
 Snap Beans
 Sorghum
 Squash (summer)
 Sugar Beets
 Tomatoes
 (Transplanted)

Dry Beans
 Peanuts
 Peas
 Peppers
 Potatoes
 Pumpkins (processing)
 Rice
 Snap Beans
 Sorghum
 Squash
 Sugar Beets
 Tomatoes
 (Transplanted)

12 MONTHS
 All crops

12 MONTHS
 All crops

12 MONTHS
 All crops

Cover crops, however, may be planted anytime but stand reductions may occur in some areas. Do not graze or harvest for food or feed cover crops planted less than 9 months after Command 3ME treatment.

* Refer to the "Requirements for Planting Time Applications" and "Replanting Instructions" in the Cotton Directions for Use section.

RESTRICTIONS

Do not allow livestock to graze on treated soybean vines or feed treated vines or vine trash to livestock.

**COMMAND® 3ME HERBICIDE
 APPLIED IN COMBINATIONS FOR SOYBEANS**

Command 3ME herbicide may be tank mixed with other soybean herbicides to broaden the weed control spectrum compared to the products applied alone. In the sections that follow FMC recommends a combination of products and application rates to broaden weed control spectrum. FMC makes no claims as to weed control for any combination of rates or products other than as recommended in this label. Additional recommendations for product use with other herbicides not included in the following sections may become available subsequent to the date of publication for this label. Please check with your dealer for more recent FMC technical bulletins and label supplements. When applying mixtures of Command 3ME with other herbicides, observe all precautions and limitations appearing on the labels of each product. Follow the most restrictive precautions and instructions for all products used. Do not incorporate tank mixtures of Command 3ME and other products. Observe all application precautions, rotational crop restrictions and replanting instructions of each product's label when using tank mixes.

**Command 3ME Herbicide plus Canopy® Herbicide —
 Northern & Southern Areas**

Tank mix combination for broadened weed control spectrum.

Soil Texture (1/2** to 5% Organic Matter)	Broadcast Rates Per Acre*		
	Command		Canopy
	North	South	
Coarse (light) Soils: (loamy sand, sandy loam)	2.0 to 2 2/3 pints	2 2/3 to 3 1/3 pints	4 to 6 oz.
Medium Soils: (loam, silt, silt loam, sandy clay, sandy clay loam)	2.0 to 2 2/3 pints	2 2/3 to 3 1/3 pints	5 to 8 oz.
Fine (heavy) Soils: (silty clay, clay loam, silty clay loam, clay)	2.0 to 2 2/3 pints	2 2/3 to 3 1/3 pints	6 to 8 oz.

* Select lower to higher rates within the range to correspond to the coarser to finer soil types within the textural group.

Rate within the range should correspond to anticipated weed pressure.

**Do not apply to soils less than 1/2% Organic Matter.

WEEDS CONTROLLED:	
Grass Weeds All species listed under the section Command Applied Alone Rates and Weeds Controlled.	Broadleaf Weeds All species listed under the section Command Applied Alone Rates and Weeds Controlled, plus the following: Cocklebur** Copperleaf, hophornbeam* Hemp sesbania Morningglory* (Annual, Ivyleaf, Entireleaf, Pitted, Tall) Pigweed (Redroot, Smooth) Sicklepod*

* Partially Controlled

** Large seeded weeds, germinating deep in the soil, such as morningglory, sickle-pod and cocklebur or weeds with subsequent flushes may require a cultivation or an application of a postemergence herbicide for season long control.

When applying mixtures of Command 3ME plus Canopy, observe all cautions and limitations appearing on the labels of each product. Special attention must be paid to sections regarding planting depth, phosphate pesticide interaction, previous pesticides, and sensitive soybean varieties on the Canopy label. Observe application

210af35

precautions rotational instructions and replanting instructions of each product's label when using tank mixtures.

**Command 3ME Herbicide plus Dual® 8 E Herbicide
—Northern & Southern Areas**

Tank mix combination for broadened weed control spectrum.

Soil Texture	Broadcast Rates Per Acre*		
	Command		Dual 8 E
	North	South	
Coarse (light) Soils: (loamy sand, sandy loam)	2.0 to 2 2/3 pints	2 2/3 to 3 1/3 pints	1 1/2 to 2 pints
Medium Soils: (loam, silt, loam, sandy clay, sandy clay loam)	2.0 to 2 2/3 pints	2 2/3 to 3 1/3 pints	2 to 2 1/2 pints
Fine (heavy) Soils: (silty clay, clay loam, silty clay loam, clay)	2.0 to 2 2/3 pints	2 2/3 to 3 1/3 pints	2 to 2 1/2 pints

WEEDS CONTROLLED:	
Grass Weeds All species listed under the section Command Applied Alone Rates and Weeds Controlled, plus the following: Nutsedge Red Rice* Witchgrass	Broadleaf Weeds All species listed under the section Command Applied Alone Rates and Weeds Controlled, plus the following: Black Nightshade Carpetweed Pigweed

* Use higher rates in areas with heavy pressure.

When applying mixtures of Command 3ME plus Dual, observe all cautions and limitations appearing on the labels of each product. Observe all application precautions, rotational crop restrictions and replanting instructions of each product's label when using tank mixtures. Follow the most restrictive precautions and instructions for all products used

Command 3ME Herbicide plus Lasso® or Lasso® Micro-Tech — Northern & Southern Areas

A tank mix combination of Command 3ME herbicide and Lasso or Lasso Micro-Tech herbicide will broaden the weed control spectrum compared to either product used alone.

Soil Texture	Broadcast Rates Per Acre*		
	Command		Lasso/Lasso Micro-Tech
	North	South	
Coarse (light) Soils: (loamy sand, sandy loam)	2.0 to 2 2/3 pints	2 2/3 to 3 1/3 pints	2 to 2 1/2 quarts
Medium Soils: (loam, silt, loam, sandy clay, sandy clay loam)	2.0 to 2 2/3 pints	2 2/3 to 3 1/3 pints	2 1/2 to 3 quarts
Fine (heavy) Soils: (silty clay, clay loam, silty clay loam, clay)	2.0 to 2 2/3 pints	2 2/3 to 3 1/3 pints	2 1/2 to 3 quarts

Select lower to higher rates within the ranges noted based on lighter to heavier soil types (e.g., sand, loamy sand, sandy loam) within a textural group.

WEEDS CONTROLLED:	
Grass Weeds All species listed under the section Command Applied Alone Rates and Weeds Controlled	Broadleaf Weeds All species listed under the section Command Applied Alone Rates and Weeds Controlled, plus the following: Black Nightshade Carpetweed Pigweed

When applying mixtures of Command 3ME herbicide plus Lasso or Lasso Micro-Tech, observe all cautions and limitations appearing on the labels of each product. Observe all application precautions, rotational crop restrictions and replanting instructions of each product's label when using tank mixtures. Follow the most restrictive precautions and instructions for all products used.

Command 3ME Herbicide plus Lorox®

A pre-emergence tank mix combination of Command 3ME herbicide and Lorox herbicide will broaden the weed control spectrum compared to either product alone.

The tank mix combination may not be incorporated.

Soil Texture**	Broadcast Rates Per Acre*		
	Command		Lorox DF*
	North	South	
Coarse (light) Soils: (loamy sand**, sandy loam)	2.0 to 2 2/3 pints	2 2/3 to 3 1/3 pints	2/3 to 1 lb.
Medium Soils: (loam, silt, loam, sandy clay, sandy clay loam)	2.0 to 2 2/3 pints	2 2/3 to 3 1/3 pints	1 to 1 1/2 lbs.
Fine (heavy) Soils: (silty clay, clay loam, silty clay loam, clay)	2.0 to 2 2/3 pints	2 2/3 to 3 1/3 pints	1 1/4 to 2 lbs.

- * Select lower to higher rates within the ranges noted based on lighter to heavier soil types (e.g., loam, silt loam, sandy clay, sandy clay loam) within a textural group.
- + Plant seed at least 1 3/4 inches deep or Lorox injury to soybeans may result. Refer to Lorox label for other planting and application precautions, one pint of Lorox L equals one pound of Lorox DF, use equivalent rates.
- **Do not use on sand, loamy sand, gravelly soils, or exposed subsoils or soils with less than 1% organic matter. Use only on loamy sand with over 1% organic matter.

WEEDS CONTROLLED (plus Lorox):	
Grass Weeds All species listed under the section Command Applied Alone Rates and Weeds Controlled.	Broadleaf Weeds All species listed under the section Command Applied Alone Rates and Weeds Controlled, plus the following: Carpetweed Chickweed Pigweed (Redroot, Smooth) Wild Mustard Wild Radish

When applying mixtures of Command plus Lorox, observe all cautions and limitations appearing on the labels of each product. Observe application precautions, rotational crop/grazing and feeding restrictions and replanting instructions sections of this label when using tank mixtures.

Command 3ME Herbicide plus Lorox Plus®

A pre-emergence tank mix combination of Command 3ME herbicide and Lorox Plus herbicide will broaden the weed control spectrum compared to either product alone.

The tank mix combination may not be incorporated.

Soil Texture**	Broadcast Rates Per Acre*		
	Command		Lorox Plus
	North	South	
Coarse (light) Soils: (loamy sand**, sandy loam)	2.0 to 2 2/3 pints	2 2/3 to 3 1/3 pints	9 to 12 oz.
Medium Soils: (loam, silt, loam, sandy clay, sandy clay loam)	2.0 to 2 2/3 pints	2 2/3 to 3 1/3 pints	10 to 14 oz.
Fine (heavy) Soils: (silty clay, clay loam, silty clay loam, clay)	2.0 to 2 2/3 pints	2 2/3 to 3 1/3 pints	11 to 14 oz.

- * Select lower to higher rates within the ranges noted based on lighter to heavier soil types (e.g., loam, silt loam, sandy clay, sandy clay loam) within a textural group.
- + Plant seed at least 1 3/4 inches deep or Lorox injury to soybeans may result. Refer to Lorox Plus label for other planting and application precautions.
- **Do not use on sand, loamy sand, gravelly soils, or exposed subsoils or soils with less than 1% organic matter. Use only on loamy sand with over 1% organic matter.

WEEDS CONTROLLED:	
Grass Weeds All species listed under the section Command Applied Alone Rates and Weeds Controlled	Broadleaf Weeds All species listed under the section Command Applied Alone Rates and Weeds Controlled, plus the following: Black Nightshade* Carpetweed Cocklebur** Giant Ragweed* Morningglory* (Annual, Ivy leaf, Entireleaf, Pitted, Tall) Mustards Pigweed (Redroot, Smooth)

- * Partially Controlled
- ** Large seeded weeds, germinating deep in the soil, such as morningglory, sicklepod and cocklebur or weeds with subsequent flushes may require a cultivation or an application of a post-emergence herbicide for season long control.

When applying mixtures of Command plus Lorox Plus, observe all cautions and limitations appearing on the labels of each product. Observe application precautions, rotational crop/grazing and feeding restrictions and replanting instructions sections of this label when using tank mixtures. Follow the most restrictive precautions and instructions for all products used.

Command 3ME Herbicide plus Metribuzin (Sencor® or Lexone®) — Northern Area Only

A tank mix combination of Command 3ME herbicide and metribuzin will broaden the weed control spectrum compared to either product used alone.

Soil Texture**	Broadcast Rates Per Acre*
----------------	---------------------------

	Command	Sencor DF ⁺ Lexone DF
Coarse (light) Soils:(loamy sand**, sandy loam)	2.0 to 2 2/3 pints	1/4 to 1/3 lb.
Medium Soils: (loam, silt, silt loam, sandy clay, sandy clay loam)	2.0 to 2 2/3 pints	1/4 to 1/2 lb.
Fine (heavy) Soils: (silty clay, clay loam, silty clay loam, clay)	2.0 to 2 2/3 pints	1/3 to 1/2 lb.

* Select lower to higher rates within the ranges noted based on lighter to heavier soil types (e.g., loam, silt loam, sandy clay, sandy clay loam) within a textural group.

+ For pints Sencor 4 or Lexone 4L, multiply pounds DF by 1.5.

** Do not use Command 3ME in combination with metribuzin on soils with less than 0.5% organic matter, on sand, or on loamy sand with less than 2% organic matter, or on soils having a calcareous surface area or a pH of 7.5 or higher as metribuzin injury to soybeans may occur.

NOTE: Metribuzin injury to soybeans may occur under excess moisture conditions, cool weather, or compacted soil areas.

WEEDS CONTROLLED:	
Grass Weeds All species listed under the section Command Applied Alone Rates and Weeds Controlled.	Broadleaf Weeds All species listed under the section Command Applied Alone Rates and Weeds Controlled, plus the following: Carpetweed Pigweed* (Redroot, Smooth) Wild Mustard

* Use the higher rate of metribuzin for a given soil type.

When applying mixtures of Command 3ME plus metribuzin, observe all cautions and limitations appearing on the labels of each product. Observe all application precautions, rotational crop restrictions and replanting instructions of each product's label when using tank mixtures. Follow the most restrictive precautions and instructions for all products used.

Command 3ME Herbicide plus Metribuzin (Sencor® or Lexone®) — Southern Area Only

A tank mix combination of Command 3ME herbicide and metribuzin will broaden the weed control spectrum compared to either product used alone.

Soil Texture**	Broadcast Rates Per Acre*	
	Command	Sencor DF ⁺ Lexone DF
Coarse (light) Soils:(loamy sand**, sandy loam)	2 2/3 to 3 1/3 pints	1/4 to 1/3 lb.
Medium Soils: (loam, silt, silt loam, sandy clay, sandy clay loam)	2 2/3 to 3 1/3 pints	1/4 to 1/2 lb.
Fine (heavy) Soils: (silty clay, clay loam, silty clay loam, clay)	2 2/3 to 3 1/3 pints	1/3 to 2/3 lb.

* Select lower to higher rates within the ranges noted based on lighter to heavier soil types (e.g., loam, silt loam, sandy clay, sandy clay loam) within a textural group.

+ For pints Sencor 4 or Lexone 4L, multiply pounds DF by 1.5.

** Do not use Command 3ME in combination with metribuzin on soils with less than 0.5% organic matter, on sand, or on loamy sand with less than 2% organic matter, or on soils having a calcareous surface area or a pH of 7.5 or higher as metribuzin injury to soybeans may occur. Use 2/3 to 1 pound metribuzin on silty clay and heavy clay soils of the Mississippi Delta.

NOTE: Metribuzin injury to soybeans may occur under excess moisture conditions, cool weather, or compacted soil areas.

WEEDS CONTROLLED:	
Grass Weeds All species listed under the section Command Applied Alone Rates and Weeds Controlled.	Broadleaf Weeds All species listed under the section Command Applied Alone Rates and Weeds Controlled, plus the following: Carpetweed Hemp sesbania (Coffeeweed) Pigweed (Redroot, Smooth) Sicklepod** Wild Mustard

+Reduced Competition

* Use the higher rate of metribuzin for a given soil type.

When applying mixtures of Command 3ME plus metribuzin, observe all cautions and limitations appearing on the labels of each product. Observe all application precautions, rotational instructions and replanting instructions of each product's label when using tank mixtures.

Command 3ME Herbicide plus Prowl® 4 EC Herbicide — Northern & Southern Areas

A tank-mix combination of Command 3ME and Prowl will broaden the weed control spectrum of either product used alone.

Soil Texture	Broadcast Rates Per Acre*		
	Command		Prowl 4 EC
	North	South	
Coarse (light) Soils: (loamy sand, sandy loam)	2.0 to 2 2/3 pints	2 2/3 to 3 1/3 pints	1 to 1 1/2 pints
Medium Soils: (loam, silt, silt loam, sandy clay, sandy clay loam)	2.0 to 2 2/3 pints	2 2/3 to 3 1/3 pints	2 pints
Fine (heavy) Soils: (silty clay, clay loam, silty clay loam, clay)	2.0 to 2 2/3 pints	2 2/3 to 3 1/3 pints	2 to 2 1/2 pints

* Select lower to higher rates within the ranges noted based on lighter to heavier soil types (e.g., loam, silt loam, sandy clay, sandy clay loam) within a textural group.

WEEDS CONTROLLED:	
<u>Grass Weeds</u> All species listed under the section Command Applied Alone Rates and Weeds Controlled.	<u>Broadleaf Weeds</u> All species listed under the section Command Applied Alone Rates and Weeds Controlled, plus the following: Carpetweed Pigweed (Redroot, Smooth)

When applying mixtures of Command 3ME plus Prowl, observe all cautions and limitations appearing on the labels of each product. Observe all application precautions, rotational crop restrictions and replanting instructions of each product's label when using tank mixtures. Follow the most restrictive precautions and instructions for all products used.

Command 3ME Herbicide Followed by Post-emergence Applications of Pursuit® Herbicide

Following application of Command 3ME herbicide a post-emergence application of Pursuit herbicide can be made to broaden the weed control spectrum.

Soil Texture*	Broadcast Rates Per Acre	
	Command*	Pursuit **
Coarse, Medium and Fine	2.0 to 2 2/3 pints	2 to 3 fl. oz.

* Select lower to higher rates within the ranges noted based on lighter to heavier soil types.

+ Application of Command 3ME herbicide will reduce competition from the above weeds. This allows for control of light to moderate infestations with a post-emergence application of Pursuit herbicide at the noted rate. Application should be made to weeds less than one inch tall.

++ Post-emergence application requires specific additives. Refer to current Pursuit label for specific directions.

Command 3ME herbicide followed by Pursuit Post-emergence

Weeds Controlled*	Maximum Height
Cocklebur	1"
Pigweed	1"
Nightshade	1"
- Black	
- Eastern black	
- Hairy	
Mustard species	1"
Smartweed, Pennsylvania	1"

* In addition to the weeds controlled by Command 3ME alone.

Erratic control may occur under heavy weed infestations. Control may be improved by cultivating approximately 14 days after the post-emergence treatment.

DO NOT apply Pursuit herbicide when wind velocity is greater than 10 mph, or when spray may be carried to sensitive crops. Sensitive crops include leafy vegetables and sugar beets.

Refer to the General Application Instructions portion of this label and to the Pursuit herbicide label for specific application instructions. Observe all application precautions, rotational crop restrictions and replanting instructions of each product's label when applying each product. Follow the most restrictive precautions and instructions for all products used.

Command 3ME Herbicide plus Scepter® Herbicide — Northern Area Only

See Scepter label for appropriate geographic and rainfall restrictions.

A tank mix combination of Command 3ME and Scepter will broaden the weed control spectrum of either product used alone.

Soil Texture	Broadcast Rates Per Acre*	
	Command	Scepter
All Soil Types	2.0 to 2 2/3 pints	1/3 to 1/2 pint**

* Use higher use rates, within the range stated above, when heavier weed pressure is anticipated.

** Rates based on Scepter products containing 1.5 pounds of active ingredient. Equivalent amounts of Scepter O.T. containing 2.5 pounds active ingredient are 3.2 to 4.8 fluid ounces (1/5 to 1/3 pint) respectively.

WEEDS CONTROLLED:	
Grass Weeds All species listed under the section Command Applied Alone Rates and Weeds Controlled.	Broadleaf Weeds All species listed under the section Command Applied Alone Rates and Weeds Controlled, plus the following: Black Nightshade Cocklebur Common Sunflower Giant Ragweed* Pigweed spp.

* Partially controlled

In the event of a crop loss due to weather conditions, soybeans can be replanted. DO NOT make additional Command 3ME or Command-Scepter® tank mix applications.

NOTE: Adequate soil moisture is important for optimum tank mix applications.

When applying mixtures of Command 3ME plus Scepter, observe all cautions and limitations appearing on the labels of each product. Observe all application precautions, rotational crop restrictions and replanting instructions of each product's label when using tank mixtures. Follow the most restrictive precautions and instructions for all products used.

Command 3ME Herbicide plus Scepter Herbicide — Southern Area Only

See Scepter label for appropriate geographic and rainfall restrictions.

A tank mix combination of Command 3ME and Scepter will broaden the weed control spectrum of either product used alone.

Soil Texture	Broadcast Rates Per Acre*	
	Command*	Scepter
All Soil Types	2 2/3 to 3 1/3 pints	1/2 to 2/3 pint**

* Use higher use rates, within the range stated above, when heavier weed pressure is anticipated.

** Rates based on Scepter products containing 1.5 pounds of active ingredient. Equivalent amounts of Scepter O.T. containing 2.5 pounds active ingredient are 4.8 to 7.2 fluid ounces respectively.

WEEDS CONTROLLED:	
Grass Weeds All species listed under the section Command Applied Alone Rates and Weeds Controlled.	Broadleaf Weeds All species listed under the section Command Applied Alone Rates and Weeds Controlled, plus the following: Black Nightshade Cocklebur Common Sunflower Pigweed spp. Wild Poinsettia

In the event of a crop loss due to weather conditions, soybeans can be replanted. DO NOT make additional Command 3ME or Command-Scepter tank mix applications.

NOTE: Adequate soil moisture is important for optimum tank mix applications.

When applying mixtures of Command 3ME plus Scepter, observe all cautions and limitations appearing on the labels of each product. Observe all application precautions, rotational crop restrictions and replanting instructions of each product's label when using tank mixtures. Follow the most restrictive precautions and instructions for all products used.

Command 3ME Herbicide plus Sonalan® EC Herbicide — Northern Area Only

A tank mix combination of Command 3ME and Sonalan will broaden the weed control spectrum of either product used alone.

Soil Texture	Broadcast Rates Per Acre*	
	Command	Sonalan EC

Coarse (light) Soils: (loamy sand, sandy loam)	2.0 to 2 2/3 pints	1 1/4 to 2 pints
Medium Soils: (loam, silt, silt loam, sandy clay, sandy clay loam)	2.0 to 2 2/3 pints	1 3/4 to 2 1/2 pints
Fine (heavy) Soils: (silty clay, clay loam, silty clay loam, clay)	2.0 to 2 2/3 pints	2 1/4 to 3 pints

* Select lower to higher rates within the range to correspond to the coarser to finer soil types within the textural group.
Rates within the range should correspond to anticipated weed pressure.

WEEDS CONTROLLED:	
Grass Weeds All species listed under the section Command Applied Alone Rates and Weeds Controlled.	Broadleaf Weeds All species listed under the section Command Applied Alone Rates and Weeds Controlled, plus the following: Carpetweed Pigweed (Redroot, Smooth)

When applying mixtures of Command 3ME plus Sonalan, observe all cautions and limitations appearing on the labels of each product. Observe all application precautions, rotational crop restrictions and replanting instructions of each product's label when using tank mixtures. Follow the most restrictive precautions and instructions for all products used.

Command 3ME Herbicide plus Squadron — Northern Area Only

See Squadron label for appropriate geographic restrictions.
A tank mix combination of Command 3ME and Squadron, will broaden the weed control spectrum of either product used alone.

	Broadcast Rates Per Acre	
Soil Texture	Command	Squadron*
All Soil Types	2.0 to 2 2/3 pints	1 1/2 to 2 1/4 pints

* Do not exceed 1 1/2 pints in Northern Area (as defined on the Squadron label). Use higher rate of Squadron in areas of heavy cocklebur infestation.

WEEDS CONTROLLED:	
Grass Weeds All species listed under the section Command Applied Alone Rates and Weeds Controlled.	Broadleaf Weeds All species listed under the section Command Applied Alone Rates and Weeds Controlled, plus the following: Black Nightshade Cocklebur Common Sunflower Giant Ragweed* Pigweed spp.

* Partially controlled
When applying mixtures of Command 3ME plus Squadron, observe all cautions and limitations appearing on the labels of each product. Observe all application precautions, rotational crop restrictions and replanting instructions of each product's label when using tank mixtures. Follow the most restrictive precautions and instructions for all products used.

Command 3ME Herbicide plus Squadron — Southern Area Only

See Squadron label for appropriate geographic restrictions.
A tank mix combination of Command 3ME and Squadron will broaden the weed control spectrum of either product used alone.

	Broadcast Rates Per Acre	
Soil Texture	Command	Squadron*
All Soil Types	2 2/3 to 3 1/3 pints	2 1/4 to 3 pints

* Use higher rate of Squadron in areas of heavy pigweed and cocklebur infestation.

WEEDS CONTROLLED:	
Grass Weeds All species listed under the section Command Applied Alone Rates and Weeds Controlled.	Broadleaf Weeds All species listed under the section Command Applied Alone Rates and Weeds Controlled, plus the following: Black Nightshade Cocklebur Common Sunflower Pigweed spp. Wild Poinsettia

When applying mixtures of Command 3ME plus Squadron, observe all cautions and limitations appearing on the labels of each product. Observe all application precautions, rotational crop restrictions and replanting instructions of each product's label when using tank mixtures. Follow the most restrictive precautions and instructions for all products used.

COMMAND 3ME HERBICIDE APPLICATION FOLLOWED BY POST-EMERGENCE TREATMENTS

Post-emergence herbicides approved for use on soybeans may be applied following treatments of Command 3ME alone or in tank mix combinations for control of emerged weeds as listed on the post-emergence product labels. Read and follow the precautionary statements, directions for use, rates of application and all other information appearing on the product labels.

DO NOT apply Classic, Pursuit or Scepter as a post-emergence treatment after Command 3ME plus Canopy, Preview, Pursuit Plus, Scepter, or Squadron in a tank mix treatment, unless the other product labels specifically recommend such a treatment, as those other herbicides share a common mode of action and may cumulatively cause injury to soybeans or rotational crops.

Command 3ME Herbicide Followed By Acifluorfen (Blazer®) Herbicide

Following an application of Command 3ME or tank mixture with Command 3ME, a post-emergence application of acifluorfen will control the following emerged broadleaf weeds:

Broadleaf Weeds

Black Nightshade
Cocklebur
Hemp sesbania
Pigweed (Redroot)
Pitted Morningglory
Purple Moonflower
Wild Mustard

Apply acifluorfen at a rate of 1 pint per acre with 0.25% crop oil concentrate to actively growing weeds at no more than the 4-leaf growth stage (do not count cotyledonary leaves but only the fully developed true leaves). This timing generally correlates to soybean growth stages of the first to third trifoliate leaves.

NOTE: Application of Command 3ME herbicide generally retards the development rate of weeds which may extend the period where acifluorfen can be effectively applied.

Read and follow all precautions, restrictions, and warnings on all product labels.

Command 3ME Herbicide Followed By Scepter® Herbicide

Following an application of Command 3ME or tank mixtures with Command 3ME, a post-emergence application of Scepter herbicide (follow the precautions for post-emergence treatments listed at the bottom of the previous page) will control the following emerged broadleaf weeds:

Broadleaf Weeds

Cocklebur, common
Pigweed
Wild Poinsettia

Apply Scepter after crop emergence but before weeds exceed a height of 12 inches (6 inches for Wild Poinsettia). Apply at a broadcast rate of 1/3 pint per acre. Apply when weeds are actively growing. **DO NOT** apply Scepter post-emergence when soybeans and weeds have been subjected to stress conditions such as temperature and moisture extremes. The total amount of Scepter must not exceed 1/3 pint per acre per season in northern areas or 2/3 pint per acre per season in southern areas as defined on the Scepter label. Squadron includes the same active ingredient as Scepter.

For post-emergence applications, the addition of a nonionic surfactant or crop oil concentrate is required. The nonionic surfactant should contain at least 80% active ingredient and should be applied at a rate of 2 pints per 100 gallons of spray mixture. Apply the crop oil concentrate (COC) at the rate stated on the COC label.

Read and follow all precautionary statements and restrictions, directions for use and all other information appearing on the Scepter label.

SUGARCANE

GENERAL INFORMATION

Command 3ME herbicide may be utilized as a pre-emergent soil applied treatment for the control of annual grass and broadleaf weeds in sugarcane.

Command 3ME may be used at rates of 2 2/3 to 3 1/3 pints (1.0 to 1.25 LB. active ingredient) per acre on newly planted or ratoon sugarcane using ground equipment in a minimum of 10 to 40 gallons of water per acre. Command 3ME may be applied in late summer or early fall to newly planted sugarcane and to newly planted or ratoon sugarcane as a pre-emerge in spring through layby.

SPECIAL PRECAUTIONS

Off-site movement of spray drift or vapors of Command 3ME herbicide can cause foliar whitening or yellowing of some plants.

Do not apply Command 3ME herbicide within 1,200 feet of the areas listed below:

- Towns and Housing Developments
- Commercial Vegetable Production (except peppers, pumpkins, succulent peas, sweet corn, sweet potato and winter squash)
- Commercial Fruit/Nut production
- Commercial Nurseries
- Commercial Greenhouses

Avoid making applications when air currents may carry spray particles to acres where sensitive crops and plants are growing, or when temperature inversions exist. Prior to application, adjacent properties must be checked, and spraying within 300 feet of desirable plants must be avoided.

PRE-EMERGENT BANDED APPLICATION

For pre-emergent-banded treatments, refer to the directions for banded application in the General Application Instructions section.

REPLANTING INSTRUCTIONS

If the initial planting of newly planted cane fails to produce a uniform stand sugarcane may be replanted in fields treated with Command 3ME alone. Do not retreat fields with a second application of Command 3ME. When tank mixing with a labeled product, refer to the replant instructions for that product. Do not replant treated fields with any crop at intervals that are inconsistent with the ROTATIONAL CROP RESTRICTIONS on the Command 3ME label. Where a tank mix is used, refer to the product's labels for any additional replant instructions. Follow the most restrictive precautions and instructions for all products used.

If replanting is required follow the directions under REQUIREMENTS FOR PLANTING TIME APPLICATIONS noted above.

**COMMAND 3ME HERBICIDE APPLIED ALONE
RATES AND WEEDS CONTROLLED¹**

2 2/3 PT. (1.0 LB. A.I.) GRASSES	3 1/3 PT. (1.25 LB. A.I.) GRASSES
Barnyardgrass Broadleaf Signalgrass Crabgrass —Large —Smooth Cupgrass —Southwestern —Woolly Field Sandbur Foxtail —Giant —Green Goosegrass Itchgrass ² Panicum —Common —Fall —Texas Red Rice* Seedling Johnsongrass	All grasses controlled at 2 2/3 pints plus: Bermudagrass ¹ Foxtail —Purple —Robust —Yellow Jungle* Shattercane* Wild Proso Millet*

2 2/3 PT. (1.0 LB. A.I.) BROADLEAVES	3 1/3 PT. (1.25 LB. A.I.) BROADLEAVES
Velvetleaf Spurred Anoda Cocklebur Common Ragweed Dayflower Florida Beggarweed Jimsonweed Kochia* Lambsquarter Pennsylvania Smartweed* Prickly Sida Purslane Redvine* Redweed Tropic Croton Venice Mallow	All broadleaves controlled at 2 2/3 pint plus: Balloonvine* Black Nightshade* Curly Dock Joint Vetch* Kochia Morningglory —Pitted Pennsylvania Smartweed Pigweed —Redroot* —Smooth*

290835

Wild Poinsettia

*Partially Controlled

- 1 For Suppression, Command 3ME at 1.25 LB. AI (3 1/3 pints) applied immediately after planted sugarcane in late summer and early fall has been effective in delaying Bermudagrass reestablishment.
- 2 For control of Itchgrass, do not incorporate Command 3ME. For heavy weed population and heavy soils use 3 1/3 pints.

COMMAND 3ME HERBICIDE MAY BE APPLIED WITH OTHER PRE-EMERGENT HERBICIDES REGISTERED FOR USE IN SUGARCANE.

Command 3ME may be applied in combination with other herbicides registered for use in sugarcane. Refer to the labels of the other herbicides for additional information. Carefully observe all application precautions, rotational crop restrictions and replanting instructions of each product's label when using tank mixtures. Follow the most restrictive precautions and instructions for all products used.

ROTATIONAL CROP RESTRICTIONS

Rotate to crops as listed below, otherwise crop injury may occur. Refer to sections headed "Rotational Cropping Precautions" and "General Information."

Note: When using Command 3ME with other registered herbicides always refer to rotational restrictions and precautions on the other product's label.

2 2/3 PT. (1.0 LB. A.I.)	3 1/3 PT. (1.25 LB. A.I.)
ANYTIME Cotton* Peppers Soybeans Sugarcane Sweet Potato Tobacco Tuberous & Corm Veggies.	ANYTIME Cotton* Sugarcane Soybeans Sweet Potato Tobacco Tuberous & Corm Veggies.
9 MONTHS All crops listed above plus: Cabbage Corn —Field —Pop —Seed —Sweet Cotton Cucurbits Dry Beans Peanuts Peas Potatoes Pumpkins (processing) Rice Snap Beans Sorghum Squash Sugar Beets Tomatoes (Transplanted)	9 MONTHS All crops listed above plus: Cabbage Corn —Field —Pop —Seed —Sweet Cotton Cucurbits Dry Beans Peanuts Peas Peppers Potatoes Pumpkins (processing) Rice Snap Beans Sorghum Squash Sugar Beets Tomatoes (Transplanted)
12 MONTHS All crops	12 MONTHS All crops

Cover crops, however, may be planted anytime but stand reductions may occur in some areas. Do not graze or harvest for food or feed cover crops planted less than 9 months after Command 3ME treatment.

* Refer to the section "Requirements for Planting Time Applications" and "Replanting Instructions" in the cotton directions for use section.

RESTRICTIONS

- Do not apply more than 1.25 pounds active ingredient (3 1/3 pints) per acre of Command 3ME during one growing season.
- Do not apply Command 3ME within 120 days prior to harvest on sugarcane for milling.
- Do not apply aerially or through irrigation equipment.
- Do not allow livestock to graze on treated sugarcane forage or trash, or feed treated sugarcane forage or trash to livestock.

TOBACCO

GENERAL INFORMATION

Command 3ME herbicide may be utilized as a soil applied treatment prior to weed emergence, for the control of annual grass and broadleaf weeds in tobacco. **Do not use** on Tobacco Seedling Beds.

SPECIAL PRECAUTIONS
 Off-site movement of spray drift or vapors of Command® 3ME herbicide can cause foliar whitening or yellowing of some plants. Prior to making applications, read and strictly follow all precautions and instructions in the GENERAL APPLICATION PRECAUTIONS, SPRAY DRIFT PRECAUTIONS and SPRAY DRIFT MANAGEMENT sections.
 Prior to application, adjacent properties must be checked, and spraying within 300 feet of desirable plants must be avoided.

PRE-EMERGENCE (Prior to Transplant)

Make a single broadcast application in a minimum of 20 gallons of water per acre at the rate of 2.0 to 2 2/3 pints (0.75-1.0 lb active) per acre. For heavy weed pressure or heavy soils use the higher specified rate, otherwise less than desirable weed control may result.

Apply immediately before, or up to 30 days prior to, transplanting. Apply as a surface treatment prior to emergence of weeds. If weeds emerge before pre-emergence application can be made, cultivate before or immediately preceding treatment. If field conditions indicate the need for additional seedbed preparation, the use of equipment which will move the herbicide no deeper than 1 1/2 - 2" is acceptable.

PRE-EMERGENCE (Post Transplant)

Make a single broadcast application in a minimum of 20 gallons of water per acre at the rate of 2.0 to 2 2/3 pints (0.75-1.0 lb active) per acre. For heavy weed pressure or heavy soils use the higher specified rate, otherwise less than desirable weed control may result. Apply no more than once per season using a maximum rate of 2 2/3 pints (1.0 lb. ai/A) per acre. Apply over-the-top of tobacco plants immediately, or up to 7 days after, transplanting but prior to emergence of weeds. If weeds emerge before application can be made, cultivate before or immediately preceding treatment.

COMMAND 3ME HERBICIDE APPLIED IN COMBINATIONS FOR TOBACCO

Command 3ME herbicide may be tank mixed with other herbicides registered for use on tobacco to broaden the weed control spectrum compared to the products applied alone. Command 3ME, or Command plus other tobacco herbicides, may also be tank mixed with other tobacco insecticides, fungicides and/or nematocides. When applying mixtures of Command 3ME plus other tobacco pesticides, observe all cautions and limitations appearing on the label of each product. Observe all application precautions, rotational crop restrictions and replanting instructions of each products label when using tank mixes. Follow the most restrictive precautions and instructions for all products used. Water or liquid fertilizer may be used as a carrier for Command 3ME when applied alone, or when tank mixed with other tobacco pesticides unless use directions specifically state otherwise. Refer back to General Mixing Instructions for tank mixing information.

TOBACCO REPLANTING INSTRUCTIONS

If initial transplanting fails to produce a uniform stand, tobacco may be replanted in a field treated with Command 3ME alone. Do not retreat field with a second application of Command 3ME. When tank mixing with a labeled product, refer to the replant instructions for that product. Do not replant treated fields with any crop at intervals which are inconsistent with the Rotational Crop Restrictions on the Command label. Where a tank mix is used refer to the product(s) labels for any additional replant instructions.

COMMAND 3ME HERBICIDE APPLIED ALONE RATES AND WEEDS CONTROLLED

Weeds controlled (by rate) are as listed under Soybean for Northern and Southern areas.

TOBACCO ROTATIONAL CROP RESTRICTIONS

Rotate to crops as listed under Soybean Rotational Crop Restrictions. Cover crops may be planted anytime but stand reductions may occur in some areas. Do not graze or harvest for food or feed cover crops planted less than 9 months after Command 3ME treatment.

VEGETABLE CROPS

GENERAL INFORMATION

Before applying Command 3 ME on vegetable crops, users, growers and/or applicators should review the **VEGETABLE DISCLAIMER** found in the **TERMS OF SALE OR USE** section at the end of this label.

Command 3ME herbicide may be utilized as a soil applied treatment prior to weed emergence, for suppression or control of annual grass and broadleaf weeds in beans (succulent), cabbage, cucumbers, peas (succulent), peppers, squash (including processing pumpkins) and sweet potatoes. Refer to Weeds Controlled table in the Vegetable Crops section for specific weeds.

Make a single herbicide application in a minimum of 10 gallons of water per acre at the rate(s) specified in the individual crop listings hereafter. Apply as a pre-emergent soil applied treatment prior to seeding or transplanting, or after seeding but prior to crop emergence. Place seed, or roots of the transplants, below the chemical barrier when planting.

Command 3ME herbicide may be tank mixed with other herbicides registered for use on vegetables to broaden the weed control spectrum compared to the products applied alone. When applying mixtures of Command 3ME plus other vegetable herbicides, observe all cautions and limitations appearing on the labels of each product. Observe all application precautions, use directions, rotational crop restrictions and replanting instructions of each product's label when using tank mixes. Follow the most restrictive precautions and instructions for all products used. Water or liquid fertilizer may be used as a carrier for Command 3ME when applied alone, or when tank mixed with other vegetable herbicides unless use directions specifically state otherwise.

SPECIAL PRECAUTIONS

Off-site movement of spray drift or vapors of Command 3ME herbicide can cause foliar whitening or yellowing of some plants. Prior to making applications, read and strictly follow all precautions and application instructions on this label.

Prior to application, adjacent properties must be checked, and spraying within 300 feet of desirable plants must be avoided.

BEANS (SUCCULENT)

For the suppression of annual grasses and broadleaf weeds in succulent beans (refer to Weeds Controlled table in the Vegetable Crops Section), apply broadcast at 0.4 to 0.67 pint per acre. Use the lower specified rate on coarse soils and the higher specified rate on fine soils. Refer to the soil texture chart found below.

NOTE: Prior to use, refer below to the Precautions and Restrictions sections for vegetable crops.

CABBAGE

For the suppression of annual grasses and broadleaf weeds in cabbage (refer to Weeds Controlled table in the Vegetable Crops Section),

Direct Seeded Cabbage - apply broadcast at 0.67 pint per acre.

Transplant Cabbage - apply broadcast at 0.67 to 1.3 pint per acre. Use the lower specified rate on coarse soils and the higher specified rate on fine soils. Refer to the soil texture chart found below.

NOTE: Prior to use, refer below to the Precautions and Restrictions sections for vegetable crops.

CUCUMBERS

For the suppression of annual grasses and broadleaf weeds in cucumbers (refer to Weeds Controlled table in the Vegetable Crops Section), apply broadcast at 0.4 to 1 pint per acre. Use the lower specified rate on coarse soils and the higher specified rate on fine soils. Refer to the soil texture chart found below.

NOTE: Prior to use, refer below to the Precautions and Restrictions sections for vegetable crops.

MELONS (MUSKMELONS AND WATERMELONS)

For the suppression of annual grasses and broadleaf weeds in muskmelons and watermelons (refer to Weeds Controlled table in the Vegetable Crops Section), apply broadcast at 0.4 to 0.67 pint per acre. Use the lower specified rate on coarse soils and the higher specified rate on fine soils. Refer to the soil texture chart found below.

PEAS (SUCCULENT)

For the control or suppression of annual grasses and broadleaf weeds in succulent peas (refer to Weeds Controlled table in the Vegetable Crops Section), apply broadcast at 1.3 pint per acre.

NOTE: Prior to use, refer below to the Precautions and Restrictions sections for vegetable crops.

PEPPERS

For the control or suppression of annual grasses and broadleaf weeds in peppers (refer to Weeds Controlled table in the Vegetable Crops Section), apply broadcast at 0.67 to 2.67 pints per acre. Use the lower specified rate on coarse soils and the higher specified rate on fine soils. Refer to the soil texture chart found below.

Do not use on banana peppers.

NOTES: Prior to use, refer below to the Precautions and Restrictions sections for vegetable crops.

SQUASH

(including Processing Pumpkin Varieties)

For the control or suppression of annual grasses and broadleaf weeds in winter and summer squashes (refer to Weeds Controlled table in the Vegetable Crops Section). For winter squashes, apply broadcast, prior to seeding or transplanting, at 0.67 to 2 pints per acre. For summer squashes, apply broadcast, prior to seeding or transplanting, at 0.67 to 1.33 pints per acre. Use the lower specified rate on coarse soils and the higher specified rate on fine soils. Refer to the soil texture chart found below.

OR

Apply as a pre-emergent (to weeds) soil surface treatment before, or just prior to transplanting, to row middles between plastic covered beds. Use rates as noted above. Do not apply to soil that will be covered with plastic mulch.

Do not use on the following cultivars or varieties as unacceptable whitening of the fruit may occur: NK530, NK580, Turks Turban, Golden Delicious, all Banana types, and all other Cucurbita maxima types that have a pink or burnt orange coloration at harvest. Do not use on Jack-o-lantern pumpkins.

NOTE: Prior to use, refer below to the Precautions and Restrictions sections for vegetable crops.

SWEET POTATOES

For the control of annual grasses and broadleaf weeds in sweet potatoes (refer to Weeds Controlled table in the Vegetable Crops Section), apply broadcast at 1.3 to 4.0 pints per acre. Use the lower specified rate on coarse soils and the higher specified rate on fine soils. Refer to the soil texture chart found below.

OR

Apply as a single application post transplant to the crop and prior to weed emergence at a maximum of 4.0 pints per acre.

NOTE: Prior to use, refer below to the Precautions and Restrictions sections for vegetable crops.

**TUBEROUS AND CORM VEGETABLES
(ARRACACHA, CASSAVA, TANIER, YAMS)**

For the control of annual grasses and broadleaf weeds in arracacha, cassava, taniel and yams (refer to Weeds Controlled table in the Vegetable Crops Section), apply broadcast at 2 to 3.3 pints per acre. Use the lower specified rate on coarse soils and the higher specified rate on fine soils. Refer to the soil texture chart found below.

SOIL TEXTURES*:

Coarse (light) soils:	sand, loamy sand, sandy loam
Medium soils	loam, silt, silt loam, sandy clay, sandy clay loam
Fine (heavy) soils:	silty clay, clay loam, silty clay loam, clay

*Select lower to higher rates within the range noted in the individual vegetable crop listings based on lighter to heavier soil types within a textural group.

WEEDS CONTROLLED

RATE/ACRE 0.4 to 1 pint (0.15 - 0.38 LB. A.I.)	RATE/ACRE 1 to 1.3 pints (0.38 - 0.5 LB. A.I.) (0.5 - 1.5 LB. A.I.)	RATE/ACRE 1.3 to 4 pints
GRASSES	GRASSES	GRASSES
Barnyardgrass*	Barnyardgrass*	Barnyardgrass
Crabgrass*	Crabgrass*	Crabgrass
—Large	—Large	—Large
—Smooth	—Smooth	—Smooth
Foxtail*	Field Sandbur*	Field Sandbur
—Giant	Foxtail	Foxtail
—Green	—Giant	—Giant
—Robust	—Green	—Green
Goosegrass*	—Robust	—Robust
Panicum*	Goosegrass	—Yellow
—Common	Panicum	Goosegrass
—Fall	—Common	Panicum
	—Fall	—Common
	Seedling	—Fall
	Johnsongrass*	Seedling
		Johnsongrass**
BROADLEAVES	BROADLEAVES	BROADLEAVES
Galinsoga spp.*	Galinsoga spp.*	Velvetleaf
Lambsquarters*	Lambsquarters*	Spurred Anoda
Spurred Anoda*	Prickly Sida*	Common Ragweed**
Velvetleaf*	Spurred Anoda	Galinsoga
	Velvetleaf	Jimsonweed**
	Venice Mallow*	Lambsquarters
		Prickly Sida
		Purslane
		Smartweed**
		Venice Mallow

*Suppression/Partially Controlled
**Controlled at 1-1.5 LB A.I./A

VEGETABLE REPLANTING INSTRUCTIONS

If initial seeding or transplants fail to produce the desired stand, vegetables may be replanted in a field treated with Command 3ME alone. Do not retreat field with a second application of Command 3ME. When tank mixing with a labeled product, refer to the replant instructions for that product. Do not replant treated fields with any crop at intervals which are inconsistent with the Rotational Crop Restrictions on the Command label. Where a tank mix is used refer to the product(s) labels for any additional replant instructions.

VEGETABLE PRECAUTIONS

Refer to the Command 3ME Herbicide Vegetable Bulletin for additional varietal tolerance information. To obtain a copy of the Vegetable Bulletin contact your dealer or FMC representative.

Place seeds or roots of the transplants below the chemical barrier when planting.

Temporary whitening and/or yellowing of the treated crop may occur.

VEGETABLE RESTRICTIONS

Do not apply within 45 days of harvest for beans (succulent), cabbage, cucumbers or squash.

Do not apply within 95 days of harvest (or 125 days if more than 3.3 pints per acre was applied) for sweet potatoes.

Do not apply within 125 days of harvest for tuberous and corn vegetables

Do not make more than one application per season.

VEGETABLE ROTATIONAL CROP RESTRICTIONS

Rotate to crops as listed below. Refer to sections headed "Rotational Cropping Precautions" and "General Information."

NOTE: When using Command 3 ME with other herbicides registered for vegetables always refer to rotational restrictions and precautions on the other product's label.

0.4 to 0.67 pints (0.15 to 0.25 LB. A.I.)	1.0 pint (0.38 LB. A.I.)	1.3 pints (0.5 LB. A.I.)
<u>ANYTIME</u> Beans (succulent) Cabbage (all) Cotton* Cucurbits Peas Peppers Rice Soybeans Sweet Potatoes Tobacco Tuberous & Corn Vgs.	<u>ANYTIME</u> Cabbage (transplant) Cotton* Cucurbits Peas Peppers Rice Soybeans Sweet Potatoes Tobacco Tuberous & Corn Vgs.	<u>ANYTIME</u> Cabbage (transplant) Cotton* Peas Peppers Rice Soybeans Sweet Potatoes Tobacco Tuberous & Corn Vgs.
<u>9 MONTHS</u> All crops listed above <i>plus:</i> Beans (dry) Corn —Field —Pop —Seed —Sweet Cotton Peanuts Potatoes Sorghum Sugar Beets Tomatoes (Transplanted)	<u>9 MONTHS</u> All crops listed above <i>plus:</i> Beans (succulent & dry) Cabbage (direct seeded) Corn —Field —Pop —Seed —Sweet Cotton Peanuts Potatoes Sorghum Sugar Beets Tomatoes (Transplanted)	<u>9 MONTHS</u> All crops listed above <i>plus:</i> Beans (succulent & dry) Cabbage (direct seeded) Corn —Field —Pop —Seed —Sweet Cotton Cucurbits Peanuts Potatoes Sorghum Sugar Beets Tomatoes (Transplanted)
<u>12 MONTHS</u> All crops listed above <i>plus:</i> Tomatoes (direct seeded) Wheat	<u>12 MONTHS</u> All crops listed above <i>plus:</i> Tomatoes (direct seeded) Wheat	<u>12 MONTHS</u> All crops listed above <i>plus:</i> Tomatoes (direct seeded) Wheat
<u>16 MONTHS</u> All crops	<u>16 MONTHS</u> All crops	<u>16 MONTHS</u> All crops

VEGETABLE ROTATIONAL CROP RESTRICTIONS (CONT'D)

2.0 pints (0.75 LB. A.I.)	2.67 to 3.3 pints (1.0 to 1.25 LB. A.I.)	4.0 pints (1.5 LB. A.I.)
<u>ANYTIME</u> Cotton*	<u>ANYTIME</u> Cotton*	<u>ANYTIME</u> Sweet Potatoes

Peppers	Peppers (2.67 pt.)
Soybeans	Soybeans
Squash (winter)	Sweet Potatoes
Sweet Potatoes	Tobacco
Tobacco	Tuberous & Corn
Tuberous & Corn Veggies.	Vegs.

9 MONTHS
All crops listed above plus:
Those listed under 9 months at 1.3 pints plus:
Cabbage (transplant)
Peas
Rice

9 MONTHS
All crops listed above plus:
Those listed under 9 months at 1.3 pints and 2.0 pints except:
Seed Corn
Sweet Corn

9 MONTHS
Those listed under 9 months at 1.3 pints and 2.0 pints except:
Seed Corn
Sweet Corn
plus:
Cotton
Peppers
Soybeans
Sweet Potatoes
Tobacco
Tuberous & Corn Vegs.

12 MONTHS
All crops listed above plus:
Tomatoes (direct seeded)
Wheat

12 MONTHS
All crops listed above plus:
Seed Corn
Sweet Corn
Tomatoes (direct seeded)
Wheat

12 MONTHS
All crops listed above plus:
Tomatoes (direct seeded)
Seed Corn
Sweet Corn

16 MONTHS
All crops

16 MONTHS
All crops

16 MONTHS
All crops

Cover crops, however, may be planted anytime but stand reductions may occur in some areas. Do not graze or harvest for food or feed cover crops planted less than 9 months after Command 3ME treatment. Do not allow livestock to graze on treated vines or feed treated vines or vine trash to livestock.

*Refer to the "Requirements for Planting Time Applications" and "Replanting Instructions" in the Cotton Directions for Use section.

MINT

GENERAL INFORMATION

Before applying Command 3 ME on mint, users, growers and/or applicators should review the **VEGETABLE DISCLAIMER** found in the **TERMS OF SALE OR USE** section at the end of this label.

Command 3ME herbicide may be utilized as a pre-emergent treatment for the control of annual grass and broadleaf weeds in mint. Command 3ME should be applied at the rate of 1.3 pints per acre (0.5 lb ai/a) to the soil surface prior to the emergence of weeds and the initiation of new growth of mint plants.

Weeds Controlled

GRASSES
Barnyardgrass*
Crabgrass
—Large*
—Smooth*
Foxtail
—Giant*
—Green*
—Robust*
Goosegrass*
Panicum
—Common*
—Fall*

BROADLEAVES
Galinsoga spp.*
Lambsquarters*
Spurred anoda*
Velvetleaf
Venice mallow*

*Suppression/Partially Controlled

Restrictions

Do not make more than one application per season

Do not apply within 84 days of harvest.

Do not apply more than 0.5 lb ai per acre clomazone (1.3 pts per acre Command 3ME) per application.

Rotational Crop Restrictions

Rotate to crops as listed below. Refer to sections headed "Rotational Cropping Precautions" and "General Information."

NOTE: When using Command 3ME with other herbicides registered for mint always refer to rotational restrictions and precautions on the other product's label.

ANYTIME
Cabbage (transplant)
Cotton*
Peas
Peppers
Rice
Soybeans
Squash
Sweet Potatoes
Tobacco
Tuberous & Corn Veggies.

9 MONTHS
All crops listed under ANYTIME plus:
Beans (succulent & dry)
Cabbage (direct seeded)
Corn
—Field
—Pop
—Seed

12 MONTHS
All crops listed under 9 MONTHS plus:
Tomatoes (direct seeded)
Wheat

16 MONTHS
All crops

- Sweet
- Cotton
- Curcubits
- Peanuts
- Potatoes
- Sorghum
- Sugar Beets
- Tomatoes
- (Transplanted)

Cover crops, however, may be planted anytime but stand reductions may occur in some areas. Do not graze or harvest for food or feed cover crops planted less than 9 months after Command 3ME treatment.

* Refer to the section "Requirements for Planting Time Applications" and "Replanting Instructions" in the use directions for cotton.

Dealers Should Sell in Original Packages Only.

Terms of Sale or Use: On purchase of this product buyer and user agree to the following conditions:

Warranty: FMC makes no warranty, expressed or implied, concerning the use of this product other than indicated on the label. Except as so warranted the product is sold as is. Buyer and user assume all risk of use and/or; handling and/or storage of this material when such use and/ or handling and/or storage is contrary to label instructions.

Directions and Recommendations: Follow directions carefully. Timing and method of application, weather and crop conditions, mixture with other chemicals not specifically recommended and other influencing factors in the use of this product are beyond the control of the seller and are assumed by the buyer at his own risk.

Use of Product: FMC's recommendations for the use of this product are based upon tests believed to be reliable. The use of this product being beyond the control of the manufacturer, no guarantee, expressed or implied is made as to the effects of such or the results to be obtained if not used in accordance with directions or established safe practice.

Damages: Buyer's or user's exclusive remedy for damages for breach of warranty or negligence shall be limited to direct damages not exceeding the purchase price paid and shall not include incidental or consequential damages.

Vegetable Disclaimer: FMC Corporation intends that this product be distributed only to end users and/or growers (and/or applicators acting on behalf of growers) who agree to the terms and conditions below, and agree to a waiver and release from all liability by the user and/or grower of FMC for failure to perform and crop damage from use of Command 3ME Herbicide in pre-emergence ground treatments on succulent beans, cabbage, cucumbers, melons, mint, succulent peas, peppers, squash (including processing pumpkin varieties), sweet potatoes and tuberous and corm vegetables. If such terms and conditions are unacceptable, FMC requests the return of Command 3ME Herbicide at once unopened. FMC considers the user to have accepted such terms and conditions upon use of this product.

This product when used as a pre-emergence ground treatment on succulent beans, cabbage, cucumbers, succulent peas, peppers, squash (including processing pumpkin varieties) and sweet potatoes may lead to crop injury, loss, or damage. FMC recommends that the user and/or grower test this product in order to determine its suitability for such intended use. FMC makes this product available to the user and/or grower solely to the extent the benefit and utility, in the sole opinion of the user and/or grower, outweigh the extent of potential injury associated with the use of this product. The decision to use or not to use this product must be made by each individual user and/or grower on the basis of possible crop injury from Command 3ME Herbicide, the severity of weed infestations, the cost of alternative weed controls, and other factors. Because of the risk of crop damage, to the extent allowed by applicable law, all such use is at the user's and/or grower's risk.

- COMMAND and FMC—Trademarks of FMC Corporation
- CANOPY, GLEAN, LEXONE, LOROX, and LOROX PLUS — Trademarks of E.I. duPont de Nemours and Co., Inc.
- SONALAN, and TREFLAN—Trademarks of DowElanco
- LISSO and ROUNDUP—Trademarks of Monsanto Company
- SENCOR—Trademark of Bayer AG
- PROWL, PURSUIT, SCEPTER, SQUADRON, and TRI-SCEPT— Trademarks of American Cyanamid Company
- DUAL—Trademark of Novartis Corporation
- BLAZER—Trademark of BASF Corporation

©2010 FMC Corporation All rights reserved