

Please read instructions on reverse before completing form.

Form Approved, OMB No. 2070-0060, Approval expires 05-31-94



United States Environmental Protection Agency Washington, DC 20460

Registration Amendment Other

OPP Identifier Number 246931

Application for Pesticide - Section I

1. Company/Product Number 279-3062
2. EPA Product Manager G. T. Rocco
3. Proposed Classification None Restricted
4. Company/Product (Name) Dugnet FT Termiticide/Insecticide
5. Name and Address of Applicant FMC Corporation 1735 Market St Philadelphia, PA 19103
6. Expedited Review...

Section - II

Amendment - Explain below. Resubmission in response to Agency letter dated. Notification - Explain below. Final printed labels in response to Agency letter dated. "Me Too" Application. Other - Explain below.

Explanation: Use additional page(s) if necessary. (For section I and Section II.)

Adding advisory statement a NOTIFICATION PR Notice 95-2 JAN 2, 1997

Section - III

1. Material This Product Will Be Packaged In: Child-Resistant Packaging, Unit Packaging, Water Soluble Packaging, 2. Type of Container, 3. Location of Net Contents Information, 4. Size(s) Retail Container, 5. Location of Label Directions, 6. Manner in Which Label is Affixed to Product

Section - IV

1. Contact Point (Complete items directly below for identification of individual to be contacted, if necessary, to process this application.) Name: George Mendel, Title: Associate Registration Specialist, Telephone No.: 609-451-3698
Certification: I certify that the statements I have made on this form...
2. Signature: George Mendel, 3. Title: Associate Registration Specialist, 4. Typed Name: George Mendel, 5. Date: 12/20/96, 6. Date Applied/Received: (Stamped)

BEST AVAILABLE COPY

FMC Corporation
APG Specialty Products
PO Box 8
Princeton New Jersey 08543
1-800-321-1362




CERTIFICATION STATEMENT

This notification is consistent with the provisions of PR Notice 95-2 and EPA regulations at 40 CFR 152.46, and no other changes have been made to the labeling or the Confidential Statement of Formula of this product. I understand that it is a violation of 18 U.S.C. Sec. 1001 to willfully make any false statement to EPA. I further understand that if this notification is not consistent with the terms of PR Notice 95-2 and 40 CFR 152.46, this product may be in violation of FIFRA and I may be subject to enforcement action and penalties under sections 12 and 14 of FIFRA.

George L. Meindl
Associate Registration Specialist
APG Specialty Products
FMC Corporation

Date: 12/20/96

BEST AVAILABLE COPY




Code 1223

3 7 9

Dragnet®

FT Termiticide/Insecticide



Only For Sale To, Use And Storage By
Professional Pest Control Operators

EPA REG. NO. 279-3062

EPA Est. 279-

Active Ingredient:

*Permethrin**	36.8%
Inert Ingredients:***	63.2%
	100.0%

* (3-Phenoxyphenyl) methyl (±) *cis-trans* 3-(2,2-dichloroethyl)-2,2-dimethylcyclopropanecarboxylate
** *cis/trans* ratio: Max. 55% (±) *cis* and min. 45% (±) *trans*
*** Contains petroleum distillates.

Contains 3.2 pounds permethrin per gallon.

U.S. Patent No. 4,024,163

**KEEP OUT OF REACH OF CHILDREN
CAUTION**

See other panels for additional precautionary information.

FMC®

FMC Corporation
Agricultural Products Group
Philadelphia PA 19103

Net Contents

12/96 1223 Fstln Dft1

STATEMENT OF PRACTICAL TREATMENT

IF SWALLOWED: Call a physician or Poison Control Center. Do not induce vomiting as it may cause aspiration pneumonia. Do not give anything by mouth to an unconscious person. Avoid alcohol.

IF INHALED: Remove victim to fresh air. If not breathing give artificial respiration, preferably mouth to mouth. Get medical attention.

IF ON SKIN: Wash with plenty of soap and water. Get medical attention if irritation persists.

IF IN EYES: Flush eyes with plenty of water. Call a physician if irritation persists.

Note to Physician: This product contains aromatic hydrocarbons which can produce a severe pneumonitis if aspirated, consideration should be given to gastric lavage with an endotracheal tube in place. Treatment is controlled removal of exposure followed by symptomatic and supportive care.

For Emergency Assistance Call: (800) 331-3148.

PRECAUTIONARY STATEMENTS

Hazards to Humans (and Domestic Animals)

CAUTION

Harmful if swallowed, inhaled or absorbed through the skin. Avoid contact with skin, eyes or clothing. Avoid breathing dust (vapor or spray mist). Wash thoroughly with soap and water after handling. Remove contaminated clothing and wash before reuse.

Environmental Hazards

This product is highly toxic to bees exposed to direct treatment or residues on crops or weeds. Do not apply this product or allow it to drift to crops or weeds on which bees are actively foraging. Additional information may be obtained from your Cooperative Extension Service.

This product is extremely toxic to fish and aquatic invertebrates. Do not apply directly to water, or to areas where surface water is present or to intertidal areas below the mean high water mark. Do not contaminate water by cleaning of equipment or disposal of equipment washwaters. Do not apply when weather conditions favor drift from treated areas.

Physical/Chemical Hazards

Do not use or store near heat or open flame.

DIRECTIONS FOR USE

It is a violation of Federal Law to use this product in a manner inconsistent with its labeling.

Shake Well Before Using

NOTIFICATION

JAN 2, 1997

12/96 1223 Fstln Dft1

STORAGE AND DISPOSAL

Pesticide Storage

Store at temperatures above 40°F (5°C).

If separation occurs, and less than entire contents of container are to be used, remix by agitation. For the 1.25 and 2.5 gallon containers, invert and shake several times until contents are homogeneous. For the 5 gallon U-Tum® container, grasp handle and rock container forward and backward vigorously until contents are homogeneous.

If crystals form, warm to room temperature 70°F (21°C) by room heating only for 24-48 hours and shake occasionally until crystals dissolve and product appears uniform. Do not use external source of heat for warming container.

Do not use or store near heat, open flame or hot surfaces.

Keep out of reach of children and animals. Store in original containers only. Store in a cool, dry place and avoid excess heat. Carefully open containers. After partial use, replace lids and close tightly. Do not put concentrate or dilute material into food or drink containers. Do not contaminate other pesticides, fertilizers, water, food, or feed by storage or disposal.

In case of spill, avoid contact, isolate area and keep out animals and unprotected persons. Confine spills. Call FMC: (800) 331-3148.

To confine spill: If liquid, dike surrounding area or absorb with sand, cat litter, commercial clay or gel absorbents. If dry material, cover to prevent dispersal. Place damaged package in a holding container. Identify contents.

Pesticide Disposal

Pesticide wastes are toxic. Improper disposal of excess pesticide, spray mixture, or rinsate is a violation of Federal Law. If these wastes cannot be disposed of by use according to label instructions, contact your State Pesticide or Environmental Control Agency, or the Hazardous Waste representative at the nearest EPA Regional Office for guidance.

Container Disposal

Plastic Containers: Triple rinse (or equivalent). Then offer for recycling or reconditioning, or puncture and dispose of in a sanitary landfill, or incineration, or, if allowed by state and local authorities, by burning. If burned, stay out of smoke.

Metal Containers: Triple rinse (or equivalent). Then offer for recycling or reconditioning, or puncture and dispose of in a sanitary landfill, or by other procedures approved by state and local authorities. Do not cut or weld metal containers.

Returnable/Refillable Sealed Container: Do not rinse container. Do not empty remaining formulated product. Do not break seals. Return intact to point of purchase.

General Information on the Use of This Product

Not for use on plants being grown for sale or other commercial use, or for commercial seed production, or for research purposes. For use on plants intended for aesthetic purposes or climatic modification and being grown in interior landscapes, ornamental gardens or parks, or lawns and grounds.

Choice of appropriate procedures should include consideration of such variable factors as the design of the structure, location of heating, ventilation, and air conditioning (HVAC) systems, water table, soil type, soil compaction, grade conditions, and location and type of domestic water supplies and utilities.

For advice concerning current control practices with relation to the specific local conditions, consult resources in structural pest control and state cooperative extension and regulatory agencies.

SUBTERRANEAN TERMITE CONTROL

The use of this product prevents and controls termite infestations in and around structures and constructions.

The dilute insecticidal emulsion must be adequately dispersed in the soil to establish a barrier between the wood and the termites in the soil. As a good practice: 1) all non-essential wood and cellulose containing materials should be removed from around foundation walls, crawl spaces and porches; 2) eliminate termite access to moisture by repairing faulty plumbing and/or construction grade. Soil around untreated structural wood in contact with soil should be treated as described below.

To establish an effective insecticidal barrier with this product the service technician must be familiar with current termite control practices such as: trenching, rodding, sub-slab injection, coarse fan spraying of soil surfaces, crack and crevice (void) injection, excavated soil treatment, and brush or spray applications to infested or susceptible wood. These techniques must be correctly employed to prevent or control infestations by subter-

anean termites such as: *Coptotermes*, *Heterotermes*, *Reticulitermes* and *Zootermopsis*. The biology and behavior of the species involved should be considered by the service technician in determining which control practices to use to eliminate or prevent the termite infestation.

Important: Contamination of public and private water supplies must be avoided by following these precautions: Use anti-backflow equipment or procedures to prevent siphonage of insecticide into water supplies. Do not treat soil beneath structures that contain cisterns or wells. Do not treat soil that is water saturated or frozen. Consult state and local specifications for recommended distances of wells from treated areas, or if such regulations do not exist, refer to Federal Housing Administration Specifications (H.U.D.) for guidance.

Note: Crawlspace are to be considered inside of the structure.

Critical Areas: Critical areas include areas where the foundation is penetrated by utility services, cracks and expansion joints, bath traps and areas where cement constructions have been poured adjacent to the foundation such as stairs, patios, and slab additions.

Application Rate: Use a 0.5% emulsion for subterranean termites. For other pests on the label use specific listed rates.

Mixing: For the desired application rate, use the chart below to determine the amount of Dagnet® FT termiticide/insecticide for a given volume of finished emulsion:

Amount of Dagnet FT (Gallons except where noted)			
Emulsion Concentration	0.5%	1.0%*	2.0%*
Desired Gallons of Finished Emulsion			
1	1 1/2 fl. oz.	3 1/2 fl. oz.	6 1/2 fl. oz.
5	8 1/2 fl. oz.	16 1/2 fl. oz.	33 1/2 fl. oz.
10	16 1/2 fl. oz.	33 1/2 fl. oz.	66 1/2 fl. oz.
19	0.25	0.5	1
38	0.5	1	2
58	.75	1.5	3
96	1.25	2.5	5
192	2.5	5	10

Common units of measure:

1 pint = 16 fluid ounces (oz.)

1 gallon = 4 quarts = 8 pints = 128 fluid ounces (oz.)

*For termite applications, only use these rates in conjunction with the application volume adjustments as listed in the section below or in the foam or underground service application sections.

Pre-Construction Subterranean Termite Treatment

Effective pre-construction subterranean termite control is achieved by the establishment of vertical and/or horizontal insecticidal barriers using 0.5% emulsion of Dagnet FT. To meet termite proofing requirements, follow the procedures in the latest edition of the Housing and Urban Development Minimum Property Standards (refer to U.S.D.A. Home and Garden Bulletin No. 64).

Horizontal Barriers: Create a horizontal barrier wherever treated soil will be covered, such as footing trenches, slab floors, carports, and the soil beneath stairs and crawlspaces.

For a 0.5% rate, apply 1 gallon of dilution per 10 square feet, or use 1.6 fluid ounces of Dagnet FT per 10 square feet in sufficient water (no less than 1/2 gallon or more than 2 gallons) to provide thorough and continuous coverage of the area being treated.

If the fill is washed gravel or other coarse material, it is important that a sufficient amount of dilution be used to reach the soil substrate beneath the coarse fill.

Applications shall be made by a low pressure spray (less than 50 p.s.i.) using a coarse spray nozzle. If slab will not be poured the same day as treatment, cover treated soil with a water-proof barrier such as polyethylene sheeting. This is not necessary if foundation walls have been installed around the treated soil.

Vertical Barriers: Vertical barriers should be established in areas such as around the base of foundations, plumbing, utility entrances, back-filled soil against foundation walls and other critical areas.

For a 0.5% rate, apply 4 gallons of dilution per 10 linear feet per foot of depth or 1.6 fluid ounces of Dagnet FT per 10 linear feet per foot of depth from grade to top of footing in sufficient water (not less than 2 gallons or more than 8 gallons) to ensure complete coverage.

a. When rodding or trenching, it is important that emulsion reaches the top of the footing. Rod holes should be spaced to provide a continuous insecticidal barrier.

b. Care should be taken to avoid soil wash-out around the footing.

c. Trenches need not be wider than 6 inches. Emulsion should be mixed with the soil as it is being replaced in the trench.

d. For a monolithic slab, an inside vertical barrier may not be required.

Hollow block voids may be treated at a rate of 2 gallons of emulsion per 10 linear feet so that the emulsion will reach the top of the footing.

Post-Construction Subterranean Termite Treatment

Application Volume: To provide the greatest protection against termite reinfestation for post construction applications, it is important to apply as close to labeled volume and rate of finished emulsion as is practical. To ensure thorough and complete coverage in different soil types, it may become necessary to adjust the volume being applied, provided there is a corresponding rate adjustment so that the amount of active ingredient applied to the soil remains the same. In situations such as clay-rich soils which will not accept large amounts of water, reduced volumes of emulsion can be used which will deliver the appropriate concentration of termiticide to the soil. This may also apply to sensitive areas and/or applications where less volume may be desirable.

Where desirable for post construction treatments, the volume of the 1.0% emulsion may be reduced by 1/2 the labeled volume or a 2.0% emulsion may be applied at 1/2 the labeled volume (see Volume Adjustment Chart). Volume adjustments at 2.0% are not recommended for subslab injection. See Volume Adjustment Chart below.

Note: When volume is reduced, the hole spacing for subslab injection and soil rodding may require similar adjustment to account for lower volume dispersal of the termiticide in the soil.

Volume Adjustment Chart			
Rate (% emulsion)	0.5%	1.0%	2.0%
Volume allowed			
Horizontal (gallons emulsion/10 sq. ft.)	1.0 gallons	0.5 gallons	0.25 gallons*
Vertical (gallons emulsion/10 lin. ft.)	4.0 gallons	2.0 gallons	1.0 gallons*

*Not recommended for subslab injection.

After Treatment: Securely plug all holes drilled in construction elements of living areas of home after application.

Use a 0.5% emulsion for post-construction treatment. Post-construction soil applications shall be made by injection, rodding, and/or trenching or coarse fan spray with pressures not exceeding 25 p.s.i. at the nozzle. Care should be taken to avoid soil wash-out around the footing.

Do not apply emulsion until location of wells, radiant heat pipes, water and sewer lines and electrical conduits are known and identified. Caution must be taken to avoid puncturing and injection into these elements.

Slabs: Vertical barriers may be established by sub-slab injection within the structure and rodding and/or trenching outside at the rate of 4 gallons of emulsion per 10 linear feet per foot of depth. Special care must be taken to distribute the treatment evenly. Treatment should not extend below the bottom of the footing.

Treat along the outside of the foundation and where necessary beneath the slab on the inside of foundation walls. Treatment may also be required beneath the slab along both sides of interior footing-supported walls, one side of interior partitions and along all cracks and expansion joints. Horizontal barriers may be established where necessary by long-rodding or by grid pattern injection vertically through the slab.

- a. Drill holes in the slab and/or foundation to allow for the application of a continuous insecticidal barrier.
- b. For shallow foundations (1 foot or less) dig a narrow trench approximately 6 inches wide along the outside of the foundation walls. Do not dig below the bottom of the footing. The emulsion should be applied to the trench and soil at 4 gallons of emulsion per 10 linear feet per foot of depth as the soil is replaced in the trench.
- c. For foundations deeper than 1 foot follow rate for basement.
- d. Exposed soil and wood in bath traps may be treated with a 0.5% emulsion.

Basements: Where the footing is greater than 1 foot in depth from grade to the bottom of the foundation, application can be made by trenching and/or rodding at the rate of 4 gallons of emulsion per 10 linear feet per foot of depth. When the footing is more than four feet below grade, the applicator may trench and/or rod along foundation walls at the rate prescribed for four feet of depth. The actual depth of treatment will vary depending on soil type, degree of compaction, and location of termite activity. However, in no case should a structure be treated below the footing. Sub-slab injection may be necessary along the inside of foundation walls, along cracks and partition walls, around pipes, conduits, piers, and along both sides of interior footing-supported walls.

Crawl Spaces: In crawl spaces vertical barriers may be applied at the rate of 4 gallons of emulsion per 10 linear feet per foot of depth from grade to top of footing. Application may be made by rodding and/or trenching. If adequate ventilation is not available in the crawl space, see point "c" below. Treat both sides of the foundation and around all utility services.

- a. Rod holes should be spaced to provide a continuous insecticidal barrier. Treatment should not extend below the footing.
- b. Trenches need not be wider than 6 inches and not below the footing. The emulsion should be mixed with the soil as it is replaced in the trench.

- c. It is recommended that inadequately ventilated crawl spaces be brought into compliance with FHA Minimum Property Standards specifying 1 square foot of ventilator opening per 150 square feet of crawl space area.
- d. To prevent subterranean termites from constructing mudtubes between soil and crawl space wood members above, an overall soil treatment of this product may be applied. Remove all cellulose debris before application. Apply 1 gallon of emulsion per 10 square feet.
- e. For inaccessible crawl spaces, drill through the foundation wall or through the floor above and treat the soil perimeter at a rate of 4 gallons of emulsion per 10 linear feet per foot of soil depth. Apply to the soil surface of the crawl space with a coarse spray with pressures not exceeding 25 p.s.i. at the nozzle. Apply at the rate of 1 gallon of emulsion per 10 square feet.

When treating piers or crawl spaces, turn off the air circulation system of the structure until application-generated dust or spray mist has settled. Wear respiratory protection when treating crawl spaces.

Note: If treatment method "d" or "e" is used, children and pets should be kept out of treated area in crawl space until surface is dry.

Masonry Voids: Treatment may be made through masonry voids such as concrete blocks and veneer to establish a continuous insecticidal barrier at the top of the footing. Apply at the rate of 2 gallons of emulsion per 10 linear feet. Where this treatment is necessary, access holes in the blocks must be drilled below the sill plate and as close as possible to the footing as is practical.

Note: When treating behind veneer care should be taken not to drill beyond the veneer. If concrete blocks are behind the veneer, both the blocks and the veneer may be drilled and treated at the same time.

Excavation Technique: If treatment must be made in difficult situations, such as near wells, cisterns, along fieldstone or rubble walls, along faulty foundation walls, and around pipes and utility lines which lead downward from the structure to a well or pond, application may be made in the following manner:

- a. Trench and remove soil to be treated onto heavy plastic sheeting or similar material.
- b. Treat the soil at the rate of 4 gallons of emulsion per 10 linear feet per foot of depth of the trench. Mix the emulsion thoroughly into the soil taking care to prevent liquid from running off the liner.
- c. After the treated soil has absorbed the liquid emulsion, replace the soil in the trench.

Prior to using this technique near wells or cisterns, consult state, local or federal agencies for information regarding approved treatment practices in your area.

Foam Applications

Dragnet® FT termiticide/insecticide emulsion, from 0.5 to 2.0%, may be converted to a foam with expansion characteristics from 2 to 40 times.

Localized Application

Foam may be used to treat voids to control or prevent localized infestations of: termites, ants, bees, wasps or other arthropods harboring in voids. Application may be made to voids such as: behind veneers, piers (concrete or wood), chimneys, into rubble and stone foundations, into block voids, structural voids, (i.e. between stud walls), poles, stumps, and wood in crawlspaces using either the foam alone or in combination with liquid emulsion.

Note location of electrical sources prior to foaming voids to avoid possible shock hazard.

Application Under Slabs or to Soil in Crawlspaces to Prevent or Control Termites

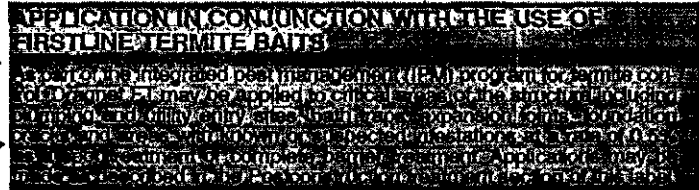
Application may be made using Dragnet FT foam alone or in combination with liquid emulsion. The equivalent of at least 4 gallons (6.4 ounces of Dragnet concentrate) of 0.5% emulsion per 10 linear feet (vertical barrier), or at least 1 gallon (1.6 ounces of Dragnet concentrate) of 0.5% emulsion per 10 square feet (horizontal barrier) must be applied either as emulsion, foam, or a combination of both. For a foam only application, apply Dragnet FT concentrate in sufficient foam concentration and foam volume to deposit 6.4 ounces of concentrate per 10 linear feet or 1.6 ounces of concentrate per 10 square feet. For example, 1 gallon of 2% emulsion generated as foam to cover 10 linear feet is equal to the application of 4 gallons of 0.5% emulsion per 10 linear feet.

SAND BARRIER INSTALLATION AND TREATMENT

Termites can build mud tubes over treated surfaces as long as they have access to untreated soil and do not have to move Dagnet® FT termiticide/insecticide treated soil. Fill in cracks and spaces with builder's or playbox sand and treat the sand with Dagnet FT. The sand should be treated as soil following the termiticide rate listed on the Dagnet FT label.

Retreatment Restrictions: Retreatment for subterranean termites should be made when there is evidence of reinfestation subsequent to the initial treatment, or there has been a disruption of the chemical barrier in the soil due to construction, excavations, landscaping, etc. Retreatments should be made as a spot treatment to these areas.

Retreatments may be made to vulnerable areas in accordance with the application techniques described above. This application should be made as a spot treatment to these areas. Routine or annual retreatment of the entire premises should be avoided.



SPECIFIC PEST CONTROL APPLICATIONS

Underground services

Such as: wires, cables, utility lines, pipes, conduits, etc. Services may be within structures or located outside structures, in right-of-ways or to protect long range (miles) of, installations of services.

Soil treatment may be made using 0.5% to 1.0% Dagnet FT emulsion to prevent attack by termites and ants.

Apply 2 to 4 gallons of emulsion per 10 linear feet to the bottom of the trench and allow to soak into the soil. Lay services on the treated soil and cover with approximately 2 inches of fill soil. Apply another 2 to 4 gallons per 10 linear feet over the soil surface to complete the treatment barrier. In wide trenches, only treat the soil in the area near the services. It is important to establish a continuous barrier of treated soil surrounding the services.

Where soil will not accept the above labeled volume, 1 to 2 gallons of 1.0% Dagnet FT may be used per 10 linear feet of trench both to the bottom of the trench and over the soil on top of the services.

Finish filling the trench with untreated fill soil. The soil where each service protrudes from the ground may be treated by trenching/rodding of no more than 1 to 2 gallons of emulsion into the soil.

Precautions:

Do not treat electrically active underground services.

Posts, Poles, and Other Constructions

Create an insecticidal barrier in the soil around wooden constructions such as signs, fences and landscape ornamentation by applying a 0.5% emulsion.

Previously installed poles and posts may be treated by sub-surface injection or treated by gravity flow through holes made from the bottom of a trench around the pole or post. Treat on all sides to create a continuous insecticidal barrier around the pole. Use 1 gallon of emulsion per foot of depth for poles and posts less than six inches in diameter. For larger poles, use 1.5 gallons of emulsion per foot of depth. Apply to a depth of 6 inches below the bottom of the wood. For larger constructions, use 4 gallons per 10 linear feet per foot of depth.

Treatment of Wood-in-Place for Control of Wood-Infesting Insects

(Localized Areas in Structure)

For the control of insects such as termites, ants, carpenter ants, and wood-infesting beetles such as Old House Borer and Powder Post in localized areas of infested wood in and around structures, apply a 0.5% emulsion to voids and galleries in damaged wood and in spaces between wooden members of a structure and between wood and foundations where wood is vulnerable. Paint on or fan spray applications may also be used. Plastic sheeting must be placed immediately below overhead areas that are spot treated except for soil surfaces in crawlspaces. Application may be made to inaccessible areas by drilling, and then injecting emulsion with a crack and crevice injector into the damaged wood or void spaces. This type of application is not intended to be a substitute for soil treatment, mechanical alteration or fumigation to control extensive infestation of wood-infesting insects.

Control of Bees and Wasps Indoors: To control bees, wasps, hornets, and yellow jackets apply a 0.5% emulsion. Application should be made in

the late evening when insects are at rest. Spray liberally into hiding and breeding places, especially under attic rafters, contacting as many insects as possible. Repeat as necessary.

Termite carton nests in trees or building voids may be injected with 0.5% to 1.0% emulsion. Multiple injection points to varying depths may be necessary. It is desirable to physically remove carton nest material from building voids when such nests are found.

Important: Do not apply emulsion until location of heat pipes, ducts, water and sewer lines and electrical conduits are known and identified. Caution must be taken to avoid puncturing and injection into these structural elements. Do not apply into electrical fixtures, switches, or sockets.

GENERAL INFORMATION

Dagnet® FT termiticide/insecticide is to be used for residual pest control in and on buildings and structures and their immediate surroundings and on modes of transport. Permitted areas of use include, but are not limited to industrial buildings, houses, apartment buildings, laboratories, buses, greenhouses and the non-food/feed areas of stores, warehouses, vessels, railcars, trucks, trailers, aircraft (Do not use in aircraft cabins), schools, nursing homes, hospitals (non-patient areas), restaurants, hotels, and food manufacturing, processing and servicing establishments.

Do not tank mix this product with dichlorvos (DDVP) containing products. Can be tank-mixed with Insect Growth Regulators (IGR's) or pyrethrin-containing products. When mixing Dagnet FT with other products, observe all precautions and limitations on the labels of each product. To prepare the emulsion, dilute Dagnet FT with water only. To prepare a 0.50% emulsion, mix 1.8 oz. (50 ml) in 1 gallon of water.

Dagnet FT is an emulsifiable concentrate to be diluted with water and used to control pests in and around homes and other structures. The pests controlled are listed in the accompanying tables.

Dagnet FT may be used as a broadcast or spot application to carpeting, wood, home or residential lawns only and soil (crawl space and perimeter) and as a crack and crevice injection, or paint-on treatment. Crawlspaces are considered inside the structure. Consult tables for specific use instructions.

Broadcast Treatment of Wood for the Control of Wood-Infesting Insects and Nuisance Pests Outside of Structure

Apply a 0.5% emulsion with a fan spray using a maximum of 25 psi. Treatment should be made just to the point of runoff.

To control wood-infesting insects active inside trees, utility poles and/or fence posts, drill to find the interior infested cavity and inject a 0.5% emulsion. To control bees, wasps, hornets, and yellow-jackets, apply in late evening when insects are at rest. Aim spray at nest openings in ground, bushes and in cracks and crevices which may harbor nests, saturating nest openings and contacting as many insects as possible.

Pests Under Slabs

Infestations of Arthropods, such as ants, cockroaches and scorpions inhabiting under slab area may be controlled by drilling and injecting or horizontal rodding and then injecting 1 gallon of a 0.5% to 1.0% emulsion per 10 square feet or 2 gallons per 10 linear feet.

Pest Control in Crawlspaces

Broadcast Dagnet FT at 0.5% to all surfaces in crawlspace to control ants, fleas, roaches, scorpions, or other arthropods. Product may also be applied through under structure insecticidal delivery systems such as piping or flexible tubing mounted under the structure. This treatment is not intended as a substitute for termite control. Treat surfaces to point of runoff. Keep children and pets off surface until dry.

Pest Control on Outside Surfaces and Around Buildings

Apply Dagnet FT using a 0.5% emulsion as a residual spray to outside surfaces of buildings including, but not limited to, exterior siding, foundations, porches, window frames, eaves, patios, garages, refuse dumps, residential lawns only such as grass areas adjacent or around private homes, duplexes, townhouses, condominiums, house trailers, apartment complexes, carports, garages, fence lines, storage sheds, barns, and other residential and non-commercial structures, soil, trunks of woody ornamentals and other areas where pests congregate or have been seen. Repeat treatment as necessary to maintain effectiveness.

Perimeter Treatment: Apply to a band of soil and vegetation 6 to 10 feet wide around and adjacent to the structure. Also, treat the foundation of the structure to a height of 2 to 3 feet. Use a spray volume of 2 to 10 gallons of emulsion per 1000 square feet. Higher volumes of water may be needed if mulch or leaf litter is present or foliage is dense. House siding may be treated if pests such as Gypsy moth adults and caterpillars, boxelder bugs, elm leaf beetles, earwigs or silverfish are present.

Pest	Specific Instructions																											
Ants ⁴ Ant Mounds ¹⁴ Armyworm ⁴ Fire Ants ⁴ Bees Carpenter Bees Bark Beetles ³ Borers ³ Boxelder Bugs ¹⁴ Centipedes Cockroaches ⁴ Asian Cockroaches Crickets ⁴ Mole Crickets ⁴ Earwigs Elm Leaf Beetles ² Firebrats Fleas ⁴ Ground Beetles ⁴ Gypsy Moths (adults & Caterpillars) ² Millipedes Scorpions Silverfish Sod Webworm ⁴ Sowbugs Spiders ⁴ Wasps Ticks ¹⁴ Flies Carpenter Ants Chinchbugs ⁴ Pill Bugs	<p>Apply as a pinstream, as a fine/coarse spray, as a spot treatment or with a paintbrush. Treat where pests are found or entry points of the structure such as window and door frames and along the foundation. Do not apply to structures with high pressure sprayers such as air blast sprayers.</p> <p>1 Drench Method: Apply 1-2 gallons of emulsion to each mound area by sprinkling the mound until it is wet and treat a 4 foot diameter circle around the mound. Use the higher volume for mounds larger than 12". For best results, apply in cool weather, such as in early morning or late evening hours, but not in the heat of the day.</p> <p>2 Boxelder Bugs, Elm Leaf Beetles, Gypsy Moth Caterpillars: Spray tree trunks, building siding or wherever pests congregate, to the point of runoff.</p> <p>3 Borers and Bark Beetles: To prevent infestation of trees and woody ornamentals, spray the bark to the point of runoff.</p> <p>4 Apply Dagnet FT at the rate 0.4 to 0.8 fluid ounce per 1000 square feet in a volume of water sufficient for uniform coverage such as 4 to 25 gallons. Use the lower rate to knock down existing pests and the higher rate where faster knockdown or greater residual is desired. For example:</p> <table border="1"> <thead> <tr> <th>Lawn (Sq. Ft.)</th> <th>Oz of Dagnet[®] FT</th> <th>Gals of Water</th> </tr> </thead> <tbody> <tr> <td>Small</td> <td>1,000</td> <td>0.4 to 0.8</td> <td>4 to 25</td> </tr> <tr> <td></td> <td>2,000</td> <td>0.8 to 1.6</td> <td>8 to 50</td> </tr> <tr> <td></td> <td>3,000</td> <td>1.2 to 2.4</td> <td>12 to 75</td> </tr> <tr> <td>Medium</td> <td>6,000</td> <td>2.4 to 4.8</td> <td>24 to 150</td> </tr> <tr> <td>Large</td> <td>12,000</td> <td>4.8 to 9.6</td> <td>48 to 300</td> </tr> <tr> <td>1 Acre</td> <td>44,000</td> <td>17.0 to 34.0</td> <td>176 to 1,100</td> </tr> </tbody> </table> <p>Lawn should not be longer than 3 inches at the time of application. Repeat application if necessary. Application in combination with compatible surfactants may enhance penetration. Arid climates generally require the higher volumes.</p> <p>5 Residual treatment for control of Deer tick (<i>Ixodes dammini</i>), western black-legged tick (<i>Ixodes pacificus</i>) and other Ticks (important vectors for Lyme Disease, Rocky Mountain and Dengue Fever).</p>	Lawn (Sq. Ft.)	Oz of Dagnet [®] FT	Gals of Water	Small	1,000	0.4 to 0.8	4 to 25		2,000	0.8 to 1.6	8 to 50		3,000	1.2 to 2.4	12 to 75	Medium	6,000	2.4 to 4.8	24 to 150	Large	12,000	4.8 to 9.6	48 to 300	1 Acre	44,000	17.0 to 34.0	176 to 1,100
Lawn (Sq. Ft.)	Oz of Dagnet [®] FT	Gals of Water																										
Small	1,000	0.4 to 0.8	4 to 25																									
	2,000	0.8 to 1.6	8 to 50																									
	3,000	1.2 to 2.4	12 to 75																									
Medium	6,000	2.4 to 4.8	24 to 150																									
Large	12,000	4.8 to 9.6	48 to 300																									
1 Acre	44,000	17.0 to 34.0	176 to 1,100																									

Recommended Application Rates

CROP	PEST	RECOMMENDED RATE	SPECIFIC INSTRUCTIONS
Ornamentals (including interiorscapes, foliage and flowering plants, woody and herbaceous non-edible ornamentals and non-bearing plants of fruiting species)	Ants Aphids Bagworm Beet Armyworm Cabbage Looper Citrus Thrips Fungus Gnat Heliothis spp Japanese Beetles Lace Bug Leaf Feeding Caterpillars Leafminers Leafhoppers Leafrollers Lygus Bugs Mealybugs Root Weevils (Adult) Whiteflies	4 to 8 Fl. Oz. per 100 Gals. — or — Broadcast 4 to 8 Fl. Oz. per Acre	Apply sufficient volume of water to adequately cover foliage. Use higher rate for moderate to high infestations. Direct application to blooms may cause browning of petals. Marginal leaf burn may occur on Salvia, Dieffenbachia and Pteris Fern.
Ornamental Trees	Bark Beetles ³ Borers	1 qt. per 100 Gals.	Apply to the lower branches and trunk directly prior to adult emergence. Emergence varies according to host tree, environmental conditions and geography of the country. Complete, heavy uniform coverage of bark on scaffold limbs to the ground level of the trunk is recommended for best control.
Conifers	Nantucket Pine Tip Moth Coneworms [*]	4 to 8 Fl. Oz. per 100 Gals. — or — Broadcast 4 to 8 Fl. Oz. per Acre	Begin application when adults appear. Repeat applications may be made on 5-7 day intervals as needed.

Ornamental Use

Not for use on plants being grown for sale or other commercial, or for commercial seed production, or for research purposes. For use on plants intended for aesthetic purposes or climatic modification and being grown in interior plantscapes, ornamental gardens or parks, or lawns and grounds.

General Application Instructions

Dagnet[®] FT termiticide/insecticide is a 3.2 pounds per gallon formulation of the insecticide permethrin. Apply Dagnet FT when insects appear or feeding is noticed. The higher rate should be used as pest populations increase. Repeat the application as necessary to maintain control. Dagnet FT may be applied by ground equipment only. Use sufficient water to obtain full coverage.

Do not apply more than 2.0 lb. a.i./A/year.

Dagnet FT has demonstrated excellent plant safety; however, not all cultivars have been tested. Before treating large numbers of plants of a particular cultivar, treat a few plants and observe prior to full scale application.

Spray Drift Precautions:

All ground application equipment must be properly maintained and calibrated using appropriate carriers.

Do not make ground applications during temperature inversions.

Make ground applications when the wind velocity favors on target product disposition (approximately 3 to 10 mph). Do not apply when wind velocity exceeds 15 mph.

Do not apply by ground equipment within 25 feet of lakes, reservoirs, rivers, permanent streams, marshes or natural ponds, estuaries, and commercial fish farm ponds.

*To control Coneworm —Use Dagnet FT at the following rates:
For high volume sprayers: Use 8 ounces in 100 gallons of water. Apply 5 to 10 gallons of finished spray per tree.
For low volume sprayers: Use 42 ounces in 100 gallons of water. Apply 100 gallons per acre.
To control Webbing Coneworm—make first application within 1 week of female flower closure or peak pollen flight.
To control other coneworms —make first application within 30 days following flower closure.

Applications to Agricultural Structures For Agricultural use only

General Application Instructions

Dragnet® FT termiticide/insecticide can be used for residual pest control in and on buildings and structures used for agricultural purpose, their immediate surroundings.

Dragnet FT is an emulsifiable concentrate to be diluted with water and applied as an emulsion to control pests in and around agricultural structures. Pests controlled are listed in the accompanying tables.

Agricultural Structures

Spray directly or spot treatment to walls and ceiling as residual surface treatment only. Do not treat manure or litter. Avoid contamination of feed and water. Do not apply directly to livestock or poultry.

For Application in	Target Insects	Method of Applic.	Dilute	Applic. Rate
Dairies, Barns, feed-lots, stables, poultry houses, swine and livestock houses	House flies, stable flies and other manure breeding flies. Also aids in the reduction of cockroaches, mosquitoes and spiders.	Sprayer	4 ounces to 12.5 gallons water	1 gallon per 750 square feet of surface

Pest Control Indoors

Food Handling Establishments: Places other than private residences in which food is held, processed, prepared or served.

Non-Food/Feed Areas: Includes garbage rooms, lavatories, floor drains (to sewers), entries and vestibules, offices, locker rooms, machine rooms, garages, mop closets, and storage (after canning or bottling). All areas where insects hide or through which insects may enter should be treated.

Food/Feed Areas: Dragnet FT is not labeled for use in food/feed areas. Do not use in food/feed areas of food/feed handling establishments, restaurants or other areas where food/feed is commercially prepared or processed. Do not use in serving areas while food is exposed or facility is in operation. Serving areas are areas where prepared foods are served such as dining rooms but excluding areas where foods may be prepared or held. In the home, all food processing surfaces and utensils should be covered during treatment or thoroughly washed before use. Exposed food should be covered or removed. Not for use in USDA Meat and Poultry Plants.

Use Dragnet FT to control pests listed in the following table by application of a 0.5% emulsion.

Pest	Specific Instructions
Fleas	Prior to treatment, carpets and furniture should be vacuumed thoroughly and vacuum cleaner bag discarded in an outdoor trash container. Evenly apply a broadcast spray at a rate of 1 gallon/per 800 to 1600 square feet to infested areas such as crawlspaces, rugs, carpets, pet beds and other pet resting areas. Avoid wetting or soaking. For crawlspace applications, the applicator must wear a respirator recommended by NIOSH for filtering spray mists and organic vapors. When treating upholstered furniture take care to treat between and under cushions. Pay particular attention to areas which are frequented by pets. Old pet bedding should be replaced with clean, fresh bedding after treatment. To control the source of flea infestations, pets inhabiting the treated premises should be treated with a flea-control product registered for application to animals.

Pest	Specific Instructions
Centipedes Ants* Carpenter Ants* Fire Ants Bat Bugs Bed Bugs Bees and Wasps Carpenter Bees Boxelder Bugs Cockroaches Asian Cockroaches Crickets Flies—such as Drain, Cluster, House Earwigs Firebrats Ground Beetles Leaf Beetles Millipedes Pantry Pests** Such as: Flour Beetles, Indian Meal Moths Larder Beetles Pillbugs Scorpions Silverfish Sowbugs Spiders Carpet Beetles	Apply crack and crevice, as a pinstream, as a fine/coarse, low pressure spray (20 psi or less), spot application or with a paint brush. Treat where pests are found or normally occur, such as crack and crevices in walls, in and around kitchen cabinets and drawers, along baseboards, behind sinks and around plumbing and other utility installations. *Ant infested wood may be drilled and injected with Dragnet FT. **Remove all utensils, uncovered foodstuffs (or any having original package opened), shelf paper and other objects before spraying. Allow treated surfaces to dry and cover shelves with clean paper before replacing any utensils, foodstuff or other items. Any foodstuff accidentally contaminated with spray solution should be discarded.
Brown Dog Ticks	For the control of Brown Dog Ticks, evenly apply the spray to infested areas, such as pet beds and resting quarters, nearby cracks and crevices, along baseboards, windows and doorframes, and areas of floor and floor coverings where these pests may be present. Avoid wetting or soaking. Old bedding should be removed and replaced with clean, fresh bedding after treatment.

Attention

- Do not apply to pets, crops, or sources of electricity.
- Do not allow people or pets on treated surfaces, such as carpets until the spray has dried.
- Do not use concentrate or emulsion in fogging equipment.
- Firewood is not to be treated.
- Use only in well ventilated areas.
- During any application to overhead areas of structure, cover surfaces below with plastic sheeting or similar material (except where exempt).
- Do not allow spray to contact food, foodstuffs, food contacting surfaces, food utensils or water supplies.
- Thoroughly wash dishes and food handling utensils with soap and water if they become contaminated by application of this product.
- Do not treat areas where food is exposed.
- During indoor surface applications do not allow dripping or run-off to occur.
- Do not apply this product in patient rooms or in any rooms while occupied by the elderly or infirm.
- Do not apply when occupants are present in the immediate area in institutions such as libraries, sport facilities, etc.
- Do not apply to classrooms when in use.
- Do not touch treated surface until dry.

When applying Dragnet® FT termiticide/insecticide in a confined area, the user should wear unvented goggles and a respirator approved by the Mine Safety and Health Administration during application.

Dealers Should Sell in Original Packages Only.

Terms of Sale or Use: On purchase of this product buyer and user agree to the following conditions:

Warranty: FMC makes no warranty, expressed or implied, concerning the use of this product other than indicated on the label. Except as so warranted, the product is sold as is. Buyer and user assume all risk of use and/or handling and/or storage of this material when such use and/or handling and/or storage is contrary to label instructions.

Use of Product: FMC's recommendations for the use of this product are based upon tests believed to be reliable. The use of this product being beyond the control of the manufacturer, no guarantee, expressed or implied, is made as to the effects of such or the results to be obtained if not used in accordance with directions or established safe practice.

Damages: Buyer's or user's exclusive remedy for damages for breach of warranty or negligence shall be limited to direct damages not exceeding the purchase price paid and shall not include incidental or consequential damages.

Dragnet and ~~FMC~~ —FMC trademarks (1223-9/25/96)

REVISIONS:

1. Added FirstLine Concept Language.