

Code 618

Net Contents

Command® 4 EC Herbicide

For Agricultural or Commercial Use Only
NOT FOR SALE OR USE IN CALIFORNIA

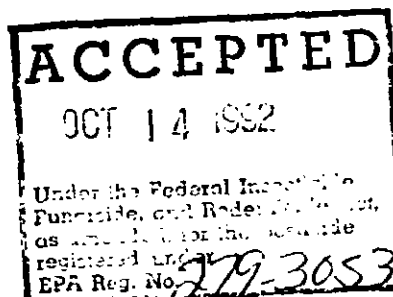
EPA Reg. No. 279-3053

EPA Est. 279-

Active Ingredient:	By Wt.
Clomazone: 2-(2-Chlorophenyl)methyl-4, 4-dimethyl-3-isoxazolidinone	46.7%
Inert Ingredients:*	53.3%
	100.0%

*Contains xylene range aromatic solvents

Contains 4 pounds of active ingredient per gallon
U.S. Patent No. 4,405,357



Environmental Hazards

Do not apply directly to water or wetlands. Do not apply when weather conditions favor drift from the area treated. Do not apply where runoff is likely to occur. Do not contaminate water by cleaning of equipment or disposal of wastes. Apply this product only as specified on this label.

KEEP OUT OF REACH OF CHILDREN WARNING

See other panels for additional precautionary information.

FIRST AID

If in eyes: Flush immediately with plenty of water. Get medical attention as soon as possible.

If swallowed: Drink promptly large quantities of milk or water. Avoid alcohol. Do not induce vomiting. Call a physician.

If inhaled: Remove to fresh air. If not breathing, give artificial respiration, preferably mouth-to-mouth. Get medical attention as soon as possible.

If on skin: Remove contaminated clothing. Wash skin with plenty of soap and water.

For Emergency Assistance Call (800) 331-3148

PRECAUTIONARY STATEMENTS Hazards to Humans (and Domestic Animals)

Warning
Causes eye injury (corneal opacity) that is temporary. Do not get in eyes or on clothing. Harmful if swallowed, inhaled, or absorbed through skin. Avoid breathing vapor or spray mist. Wear goggles or face shield when measuring, mixing or loading. Avoid contact with skin. Wash thoroughly with soap and water after handling. Remove contaminated clothing and wash before reuse.

BEST AVAILABLE COPY



FMC Corporation
Agricultural Chemical Group
Philadelphia PA 19103

TABLE OF CONTENTS

Read all information on pages 1-4 before referring to specific crop use.

	Page
Ingredients	1
First Aid	1
Precautionary Statements	1
Directions for Use	1
Storage and Disposal	2
Sprayer Cleanup	2
General Mixing Instructions	2
General Application Precautions	3
General Application Instructions	4
Command Geographical Areas	5
SOYBEANS	5
General Information	5
Replanting Instructions	5
Rates and Weeds Controlled	5
Rotational Crop Guidelines	5
Command Applied in Combination	6
Tank Mixes	6
or Followed by Preemergence or Postemergence	6
Treatments	11
PEPPERS	11
PUMPKINS	12
SUCCULENT PEAS	12
FALLOW LAND	13

SPECIAL PRECAUTION

Off-site movement of spray drift or vapors of Command 4 EC herbicide can cause foliar whitening or yellowing of some plants. Prior to making applications, read and strictly follow all precautions and application instructions on this label.

Physical/Chemical Hazards:

Do not use or store near heat or open flame.

DIRECTIONS FOR USE

It is a violation of Federal law to use this product in a manner inconsistent with its labeling.

Do not apply this product through any type of irrigation system.

STORAGE AND DISPOSAL

Pesticide Storage

Do not freeze. Do not store below 40°F. If solid crystals are observed, warm material to above 60°F by placing container in warm location. Shake or roll container periodically to redissolve solids.

Keep out of reach of children and animals. Store in original containers only. Store in a dry place. Carefully open containers. After partial use, replace lids and close tightly. Do not put concentrate or dilute material into food or drink containers. Do not contaminate other pesticides, fertilizers, water, food or feed by storage or disposal.

In case of spill, avoid contact, isolate area and keep out animals and unprotected persons. Confine spills. Call FMC (800) 331-3148.

To confine spill: Dike surrounding area or absorb with sand, cat litter or commercial clay. Place damaged package in a holding container. Identify contents.

Pesticide Disposal

Pesticide wastes are toxic. Improper disposal of excess pesticide, spray mixture or rinsate is a violation of federal law. If these wastes cannot be disposed of by use according to label instructions, contact your State Pesticide or Environmental Control Agency or the Hazardous Waste representative at the nearest EPA Regional Office for guidance.

Container Disposal

Triple rinse (or equivalent). Then offer for recycling or reconditioning, or puncture and dispose of in a sanitary landfill or by incineration, or, if allowed by state and local authorities, by burning. If burned, stay out of smoke.

Returnable/Refillable Sealed Containers

Do not rinse container. Do not empty remaining formulation product. Do not break seals. Return intact to point of purchase.

- When switching from water dilutions to applications utilizing crop oil or liquid fertilizer as a carrier, a small volume of crop oil or liquid fertilizer should be flushed through the tank, pump, hoses and boom prior to the next use. Dispose of crop oil or liquid fertilizer rinsate in an approved manner (see Note for local, state and federal guidelines).

- Remove the remaining nozzle tips, and screens and the line filter and wash in a pail of warm soapy water, thoroughly rinse and replace.
- Hose down the inside walls of the spray tank a second time and circulate this solution using the same procedure as noted in #2 above.
- If the next use of the sprayer will be for applying a preemergent or preplant incorporated pesticide on any crop for which Command 4 EC is registered, rinsate from this second rinsing may be utilized by diluting with the water for the next pesticide load;

HOWEVER

If the next use of the sprayer will be a postemergence applied pesticide on any crop, drain rinsate solution from this second rinsing. Retain rinsate solution for use only with a soil incorporated pesticide to be applied on a crop for which Command 4 EC is registered. Refill tank (after draining second rinsate solution) in accordance with post-emergence product label directions.

NOTE: Dispose of excess spray mixture and/or rinsate from first tank rinsing by application to cropland as described on this label. If excess spray mixture and/or rinsate from first rinsing cannot be disposed of according to label instructions, dispose of in compliance with local, state and federal guidelines. Contact your state pesticide or Environmental Control Agency or the Hazardous Waste representative at the nearest EPA regional office for guidance.

GENERAL MIXING INSTRUCTIONS

Care must be taken when mixing Command 4 EC herbicide. Avoid mixing in areas adjacent to desirable plants (See Section headed "IMPORTANT")

Command 4 EC Alone: Mix Command 4 EC with water or liquid fertilizer in the following manner: Fill the spray tank one-half to three-fourths full with water or liquid fertilizer, add the proper amount of Command 4 EC, then add the rest of the water or liquid fertilizer. Provide sufficient agitation during mixing and application to maintain a uniform spray mixture.

Tank Mixtures: Fill spray tank one-fourth to one-third full with water; with agitator operating add the recommended amount of ingredients using the following order: dry formulations (e.g., wettable powders, dry flowables) first, liquid suspensions (e.g., flowables) next and finally liquids (e.g., EC's). Mix thoroughly and fill tank one-half full continuing agitation. Add Command 4 EC herbicide to tank while maintaining agitation. Complete filling the sprayer tank with water. Where use of a surfactant is recommended, add as the last ingredient to the spray tank. Maintain agitation during filling, mixing and application. When using drift reducing agents, follow specific product label instructions for order of addition to spray tank.

Fertilizer Spray Mixtures: Applications of Command 4 EC alone, or with recommended tank mixtures, in conjunction with fertilizer solutions may be used unless use directions specifically state otherwise. Small quantities should be tested for compatibility by the following procedure before mixing tankful quantities.

- Put 1 pint of fertilizer solution in a quart jar.
- Add the appropriate amount of herbicide based on the tables below. If more than one product is to be used, add each separately using the following sequence: dry formulations (e.g., wettable powders, dry flowables) first, liquid suspensions (e.g., flowables) next and finally liquids (e.g., EC's).

Herbicide	Rate/Acre	Amount To Be Added Per Pint of Liquid Fertilizer*
Wettable Powders	1/2 pound	3/4 level teaspoon
or	1 pound	1 1/2 level teaspoons
or	2 pounds	3 level teaspoons
Dry Flowables (Dry Granules)	3 pounds	4 1/2 level teaspoons
Emulsifiable Concentrates	1 pint	1/2 level teaspoon
or	1 quart	1 level teaspoon
or	2 quarts	2 level teaspoons
Flowables	3 quarts	3 level teaspoons

*Based on a spray volume of 25 gpa. For lower or higher spray volumes, adjust fluid fertilizer quantity accordingly.

- Close jar and shake well.
- Watch mixture for several seconds, again in 5 minutes and again after 30 minutes. If herbicide/fertilizer combination remains mixed or can be remixed readily (i.e., does not permanently separate, foam, gel or become lumpy), the mixture is compatible and can be mixed in full volumes and sprayed.

IMPORTANT

FAILURE TO OBSERVE THE APPLICATION PRECAUTIONS SECTION OF THIS LABEL MAY RESULT IN INJURY TO DESIRABLE VEGETATION

- Desirable plants including some species of trees, shrubs, flowers, agronomic crops, and fruits and vegetables are sensitive to Command 4 EC herbicide.
- Foliar contact with spray drift or vapors may cause whitening of sensitive plants. Symptoms are generally temporary in nature but may persist on some plants.
- Carryover injury to approved rotational crops may result under extremely dry conditions. Choice of rotational crop hybrid, soil factors, and choice of other crop protection chemicals can impact the risk of injury to approved rotational crops. Refer to Rotational Cropping Practices and Guidelines.

SPRAYER CLEANUP

Do not drain or flush equipment on or near desirable trees or other plants, or in areas where their roots may extend or in locations where the chemical may be washed or move into contact with their roots. Do not contaminate any body of water including irrigation water that may be used on other crops. Carefully follow sprayer clean-up instructions noted below to prevent spray tank residues from damaging other crops.

Sprayer equipment should be thoroughly rinsed to remove residues of herbicide that might injure other subsequently sprayed crops. The steps below should be followed for the thorough rinsing of spray equipment following applications of Command 4 EC herbicide or tank mixes of Command 4 EC with other labeled products.

- Drain any remaining spray solution from tank, pump, hoses and boom and discard in an approved manner (See Note that follows).
- Clean tank and fittings by:
 - Thoroughly hosing down the inside walls of the spray tank with a quantity of water equal to 1/4 of the total tank capacity and operating the pump to circulate this solution through the sprayer system for 15 minutes.
 - Washing down the outside surfaces of equipment.
 - Removing nozzle tip and screen from end nozzle in each boom section and allowing several gallons of rinsate solution to flush completely through boom (collect rinsate while flushing).
- Thoroughly drain remaining rinsate solution from tank, pump and hoses. Combine with boom flushings and dispose of all rinsates from this first rinsing in an approved manner (see Note that follows).

If the mixture is compatible, prepare spray by adding fertilizer solution to the tank first, then follow directions noted below:

- 1) Command 4 EC Alone:** Dilute with 2 parts of water and add slowly to spray tank of fertilizer with agitator running. Maintain agitation during application.
- 2) Command 4 EC plus Tank Mixtures:** Dilute individual products with two (2) parts of water, then add to the spray tank of fertilizer, while maintaining agitation, using the following order—slurry of dry formulations (wetable powders, dry flowables) first, diluted liquid formulations (EC's, flowables) second. Continue agitation during application.

GENERAL APPLICATION PRECAUTIONS

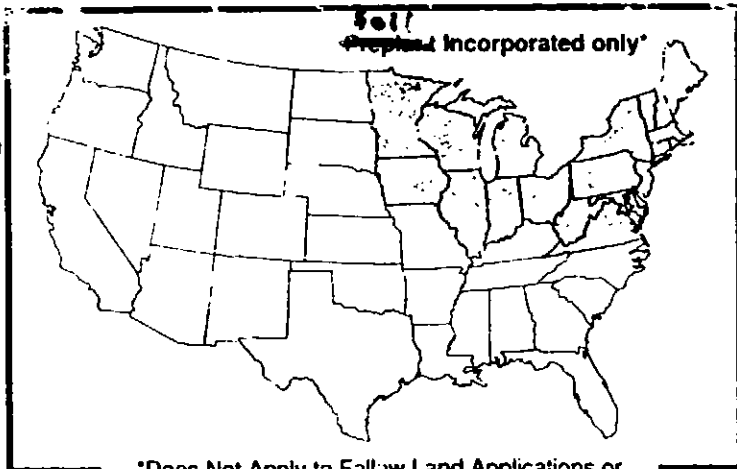
Geographic Restrictions: Command 4 EC must be applied only as a soil incorporated treatment in the following states, unless there is an approved SLN (24C) for counties within these states:

- | | | |
|-------------|---------------|---------------|
| Connecticut | Massachusetts | Pennsylvania |
| Delaware | Michigan | Rhode Island |
| Illinois | Minnesota | Vermont |
| Indiana | New Hampshire | Virginia |
| Iowa | New Jersey | West Virginia |
| Maine | New York | Wisconsin |
| Maryland | Ohio | |

Do not apply Command 4 EC within 1,000 feet of the areas listed below:
 Towns and Subdivisions
 Commercial Vegetable Production*
 Commercial Fruit Production
 Commercial Nurseries
 Commercial Greenhouses
 *except sweet corn

For Preemergent Applications: See Geographic Restrictions above.

Except as restricted above (see Geographic Restrictions), Command may be used as a preemergent soil applied treatment without incorporation, however, additional precautions, beyond those required for a soil preplant incorporated treatment, must be taken as follows:
 Do not apply Command 4 EC within 1,500 feet of the following areas: Towns and Subdivisions, Commercial Fruit or Vegetable Production, Commercial Greenhouses or Nurseries.
 Prior to application, adjacent properties must be checked, and spraying within 1,500 feet of desirable plants must be avoided.
 *except sweet corn.



*Does Not Apply to Fallow Land Applications or Counties for which an Approved SLN (24C) is on File

For Soil Incorporated Applications:
 See Geographic Restrictions above.

Plants such as the following may show symptoms of foliar whitening or yellowing if contacted by Command 4 EC herbicide. It is recommended that, prior to application, adjacent properties be checked and that spraying within 100 feet of such desirable plants be avoided.

- | | |
|--|------------------------------------|
| <u>Trees (Deciduous)</u> | <u>Trees (Evergreen)</u> |
| Apple (inc. fruit & ornamental types) | Fir species |
| Ash (Green, White, Mountain) | Spruce species |
| Basswood | <u>Shrubs & Vines</u> |
| Boxelder | Azalea |
| Catalpa | Burningbush |
| Cherry (inc. fruit & ornamental types) | (Winged Euonymus) |
| Cottonwood | Grape |
| Elm | Honeysuckle |
| Ginkgo | Roses |
| Hackberry | Yew |
| Mulberry | <u>Agronomic Crops</u> |
| Peach | Alfalfa |
| Pear (inc. fruit & ornamental types) | Oats |
| Pecan | <u>Vegetable and Flower plants</u> |
| Poplar | <u>Others</u> |
| Russian olive | Ferns |
| Tree-of-Heaven | Herbs |
| Tulip tree | Strawberry |
| Walnut trees | Raspberry |
| Willow species | Blackberry |

Apply Command 4 EC herbicide only to surfaces that will be soil incorporated. Do not apply Command 4 EC herbicide to non-field areas including fence rows, waterways, ditches, and roadsides.

SPRAY DRIFT PRECAUTIONS

Non-target spray drift of Command 4 EC herbicide should be avoided to prevent whitening of desirable vegetation. Drift is influenced by many factors which include wind speed, spray pressure, particle size, nozzle type, and boom height.

- Do not apply when weather conditions favor drift. If wind speeds exceed 10 miles per hour, a drift reducing additive must be used.
- A minimum spray volume of 10 gallons per acre is recommended with appropriate nozzle types and sizes that produce coarser sprays.
- The use of agriculturally approved drift reducing additives is recommended for application volumes of 15 to 40 gallons per acre when spraying in the proximity of desirable plants (see list above).
- The use of an agriculturally approved drift reducing additive is required at finished spray volumes of 10 to 15 gallons per acre.
- Use minimum nozzle pressure and boom height while maintaining uniform spray pattern.
- Do not exceed 40 psi spray pressure.
- Selection and proper use of spray equipment is critical in minimizing spray drift. The following table suggests pressures, flow rates, and nozzle sizes for drift reduction using various nozzle types.

Suggested Nozzle Types, Minimum Size and Recommended Pressure Ranges for Minimizing Drift

Nozzle	Pressure Range (PSI)	Minimum Flow Rate Within Pressure Range (GPM)	Minimum Nozzle Size
Flat-fan	15-30	0.3	#4*
LP-Flat-fan	10-25	0.3	#3
Even Flat-fan**	15-30	0.3	#4
Flo-Jet	10-25	0.3	#2.5*
Whirl-chamber	5-20	0.3	#5
Raindrop	15-30	0.15	#2
Wide angle			
full cone	15-40	0.3	#5

* Refers to tip number such as 8004 or LF2 5.
 ** Recommended for banded application.

ROTATIONAL CROPPING PRECAUTIONS

Under some conditions, temporary whitening or yellowing of leaves may occur on approved rotational crops where undesirable soil residues of Command 4 EC exist.

Under abnormal conditions, carryover injury to rotational crops can occur. The following factors can contribute to increased risk of injury to rotational crops:

- Exceeding label recommended rates.
- Overapplication resulting from use of worn nozzles, excessive overlapping of spray swaths, failing to shut off spray booms when turning (end row areas), or slowing or stopping sprayer.
- Soil with pH less than or equal to 5.9.
- Extreme dryness in the four months following application.
- Use of organophosphate soil insecticides followed by use of some postemergence corn herbicides.
- Choice of rotational crop hybrid.

Additional recommendations to prevent rotational crop injury may be provided in the form of service bulletins for locations where risk of injury is significantly increased due to extremely dry conditions.

Refer to Rotational Crop Guidelines and Replanting Instructions of specific crops for additional crop planting information.

BEST AVAILABLE COPY

SPECIAL PRECAUTION

Off-site movement of spray drift or vapors of Command 4 EC herbicide can cause foliar whitening or yellowing of some plants. Prior to making applications, read and strictly follow all precautions and application instructions on this label.

GENERAL APPLICATION INSTRUCTIONS

Do not apply aerially or through irrigation equipment.

Ground Applications

Broadcast or Banded Applications: Apply Command 4 EC alone or in tank mix combinations by ground equipment using a finished spray volume of 10 to 40 gallons of water per acre. **NOTE: The use of an agriculturally approved drift reducing additive is required at finished spray volumes of 10 to 15 gallons per acre.** Use nozzles suitable for broadcast boom or banded application of herbicides. Coarse sprays are less likely to drift out of the target area than fine sprays. See "APPLICATION PRECAUTIONS" section for specific recommendations to reduce spray drift. For Command 4 EC tank mixtures with wettable powder or dry flowable formulations, nozzle screens and strainers should be no finer than 50-mesh.

Banded Applications—Calculate the rates and volumes required by using the following formulas:

$$\frac{\text{Band width in inches}}{\text{Row width in inches}} \times \text{Broadcast Rate Per Acre} = \text{Band rate per acre}$$

$$\frac{\text{Band width in inches}}{\text{Row width in inches}} \times \text{Broadcast Volume Per Acre} = \text{Band volume per acre}$$

Follow broadcast minimum gallonage requirements adjusted to band width. Do not exceed 40 psi spray pressure.

Refer to Spray Drift Precautions for suggested pressures, flow rates, and nozzle sizes for drift reduction using various nozzle types. For banded applications an even flat-fan nozzle is recommended.

Soil Incorporated Application: Apply Command 4 EC to the soil surface and uniformly incorporate. Select equipment suited for proper incorporation. Shallow incorporation normally results in better weed control than a deep incorporation.

In states where soil incorporation is required (see Geographical Restrictions) application and immediate incorporation to a maximum depth of 3 inches is required unless the soil is dry. On dry soils, incorporation to a maximum depth of 3 inches must be completed within 8 hours of Command 4 EC herbicide application.

Soil must be in good tilth to allow for thorough mixing of the soil. Application to wet soils will increase the potential for off-site movement of Command 4 EC herbicide vapors and may result in poor soil incorporation and unsatisfactory weed control.

INCORPORATION EQUIPMENT

ONE PASS INCORPORATION

Suggested Implements

For one pass incorporation use C or S shank field cultivators equipped with a leveling device such as a spike or coil tine harrow or rolling basket attachment. Field cultivator must have 3 or 4 rows of sweeps spaced at intervals of 7 inches or less and staggered so that no soil is left unturned. Equipment design, including any drag attachments, must be adequate to avoid soil ridging which may result in streaked or reduced weed control. The implement should be operated at 6 to 8 mph and set to cut 3 to 4 inches deep to incorporate herbicide 1 to 2 inches.

Combination equipment (three or more tillage devices combined and used as a single tool) should be operated at a depth of 3 to 4 inches and a minimum speed of 6 mph.

PTO-drive seed bed preparation equipment should be set to cut 2 inches deep and operated at 4 mph or less.

TWO PASS INCORPORATION

Suggested Implements

When using two pass incorporation, the second pass should be at an angle to the first pass.

Disc set to cut 3 to 4 inches deep at 4 to 6 mph. Blades should be less than 20 inches in diameter and spaced 9 inches or less apart.

Rolling cultivator set to cut 2 to 3 inches deep at 6 to 8 mph (use on coarse or medium textured soils only).

Field cultivator with 3 to 4 rows of sweeps spaced at 7 inch intervals or less and set to cut 3 inches deep at 5 mph or greater

Cultivation After Planting

Soil treated with Command 4 EC may be shallow cultivated, rotary-hoed or hand-hoed without reducing the weed control activity of Command 4 EC. Do not cultivate deeper than the Command 4 EC treated layer of soil since this may bring untreated soil to the surface and poor weed control may result.

COMMERCIAL IMPREGNATION AND APPLICATION OF COMMAND 4 EC ON DRY BULK FERTILIZERS

Command herbicide may be impregnated on dry bulk fertilizers. When applied as directed, Command/dry bulk fertilizer mixtures provide weed control equal to that provided by the same rates of Command applied in water.

The Command/fertilizer mixtures must be soil incorporated in all states listed under Geographic Restrictions of the Application Precautions section of this label.

Impregnation: Apply using a minimum of 200 pounds of dry bulk fertilizer per acre and up to a maximum of 450 pounds per acre with the recommended amount of Command 4 EC herbicide per acre. Use a closed rotary-drum mixer or a similar type of closed blender equipped with suitable spray equipment. The spray nozzle(s) should be positioned to provide a uniform, fine spray pattern over the tumbling fertilizer for thorough coverage. The physical properties of fertilizers vary, particularly in liquid absorptive capacity. When absorptivity is sufficient, simple spray impregnation of the fertilizer with Command provides a satisfactory, dry mixture. If the absorptive capacity is inadequate, use of a highly absorptive powder is required to provide a dry, flowable mixture. Microcel E (Johns-Manvill Products Corporation) is a recommended absorbent powder. Generally less than 2% by weight of Microcel E is required. **DO NOT** impregnate Command 4 EC onto straight coated ammonium nitrate or straight limestone because these materials will not absorb the herbicide. Dry fertilizer blends containing mixtures of ammonium nitrate or limestone may be impregnated with Command.

The amount of Command actually required in the preparation of individual fertilizer mixtures should be determined carefully for each production operation. This is necessary to ensure that the amount of pesticide actually contained in the mixture applied to the soil represents the correct rate of use. Bulk fertilizer impregnated with Command 4 EC herbicide should be applied immediately, not stored. Care should be taken to ensure spreading procedures in the field do not place fertilizer treated with Command in areas which cannot be incorporated, if incorporation is required within the Geographic Restrictions of this label.

All state regulations, labeling, etc., of the mixtures are the responsibility of the seller.

For those rates not listed in the following table, calculate the amount of Command to be impregnated on a ton of dry bulk fertilizer using the following formula:

$$\frac{\text{2000 pounds dry fertilizer per acre}}{\text{PINTS of Command per acre (recommended rate for soil texture)}} = \text{PINTS of Command per ton of fertilizer}$$

RATE CHART FOR IMPREGNATION OF DRY BULK FERTILIZERS WITH COMMAND 4 EC HERBICIDE

PINTS OF COMMAND 4 EC PER TON OF FERTILIZER

Fertilizer Rate Lbs./Acre	Command 4 EC Rate Per Acre		
	1½ pts. (.75 lbs A.I.)	2 pts. (1 lb A.I.)	2½ pts. (1.25 lbs A.I.)
200	15	20	25
250	12	16	20
300	10	13½	16½
350	8½	11½	14
400	7½	10	12½
450	6½	9	11

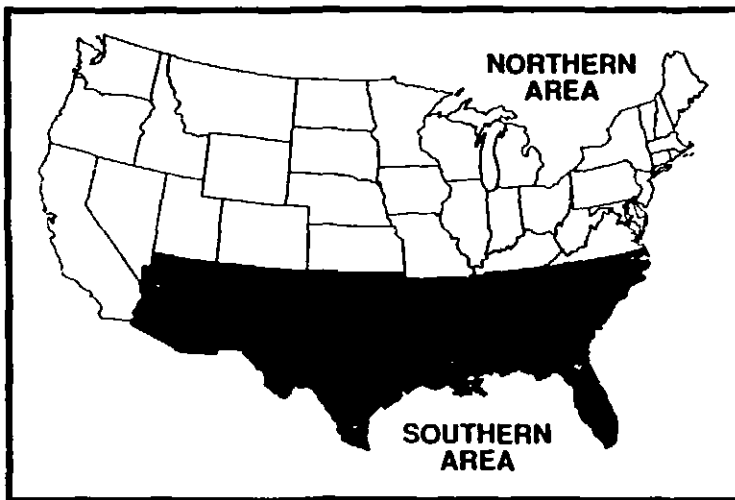
If fertilizer materials are excessively dusty, use diesel oil or other suitable additive to reduce dust prior to impregnation as dusty fertilizer will result in poor distribution during application. Crop injury and/or poor weed control may occur where the impregnated fertilizer is not uniformly applied.



SPECIAL PRECAUTIONS FOR DRY BULK FERTILIZER IMPREGNATION AND APPLICATION WITH COMMAND 4 EC

- All equipment used to apply Command should be thoroughly cleaned immediately following use to ensure no contamination results which could cause injury to non-labeled crops or desirable vegetation. Refer to "Sprayer Cleanup" section for additional details and disposal of rinsates.
- Equipment used to physically transport Command treated fertilizer, including boots, augers, conveyers, bins, etc. should be covered to prevent loss of fine particles and subjected to cleanup procedures previously described.
- Mixing of Command herbicide and dry fertilizer should be conducted in a blender which will ensure that airborne particles and potential for volatilization are avoided.
- Bulk containers should be tightly covered while the product is being transported and applied to reduce chances of Command volatilization or product loss.
- It is recommended that Dry Bulk Fertilizer impregnation operations using Command not be conducted within 1/4 mile of residential areas or areas where Command symptomology on desirable vegetation would not be tolerated.

COMMAND GEOGRAPHICAL AREAS For Rates, Weed Control, and Crop Rotation



* Southern area includes Missouri bootheel, which incorporates the following counties: Butler, Dunklin, Mississippi, New Madrid, Pemiscot, Scott, and Stoddard.

SOYBEANS

GENERAL INFORMATION

Command 4 EC herbicide may be utilized as a preemergent soil applied or soil incorporated treatment for the control of annual grass and broadleaf weeds in soybeans.

Command 4 EC must be soil incorporated in the following states unless an approved 24(C) is on file for counties within that state (check with your local dealer): Connecticut, Delaware, Illinois, Indiana, Iowa, Maine, Maryland, Massachusetts, Michigan, Minnesota, New Hampshire, New Jersey, New York, Ohio, Pennsylvania, Rhode Island, Vermont, Virginia, West Virginia, and Wisconsin.

Command 4 EC herbicide may be tank mixed with other herbicides to broaden the weed control spectrum compared to the products applied alone. Command 4 EC may be tank mixed with Canopy®, Dual®, Lasso®, Lexone®, Lorox®, Lorox Plus®, Preview®, Prowl®, Scepter®, Sencor®, Sonalan®, Squadron®, Trellan®, Tri-Scept®, or other registered herbicides. Observe all precautions, instructions, and rotational cropping guidelines of each product's label when tank mixing, including all references to potential carryover and crop injury warnings or restrictions.

Water or liquid fertilizer may be used as a carrier for Command 4 EC when applied alone, or when tank mixed with the herbicides listed above, unless use directions specifically state otherwise.

REPLANTING INSTRUCTIONS

If initial seeding of soybeans fails to produce a stand, soybeans may be replanted in fields treated with Command 4 EC alone (or with recommended tank mixtures). Do not retreat field with a second application of Command 4 EC. When tank mixing with a labeled product refer to the soybean replant instructions for that product. Do not replant treated fields with any crop at intervals which are inconsistent with the Rotational Crop Guidelines on this label.

**Northern Area—See Map
COMMAND® 4 EC HERBICIDE
APPLIED ALONE
RATES AND WEEDS CONTROLLED¹**

1.0 PT. ² (0.50 LB. A.I.)	1.5 PT. (0.75 LB. A.I.)	2.0 PT. (1.0 LB. A.I.)
GRASSES Suppression of some annual grasses	GRASSES Barnyardgrass Crabgrass —Large —Smooth Field Sandbur Foxtail —Giant —Green —Robust —Yellow Goosegrass Panicum —Common —Fall —Texas Seedling Johnsongrass*	GRASSES All grasses controlled at 1.5 pints plus: Bermudagrass* Black Seeded Plantain Broadleaf Signalgrass Cupgrass —Southwestern —Woolly* Seedling Johnsongrass Shattercane* Wild Proso Millet*
BROADLEAVES Velvetleaf Spurred Anoda	BROADLEAVES Velvetleaf Spurred Anoda plus: Common Ragweed* Galinsoga Jimsonweed* Lambsquarters Prickly Sida Purslane Smartweed* —Ladysthumb* —Pennsylvania* Venice Mallow	BROADLEAVES All broadleaves controlled at 1.5 pints plus: Cocklebur* Common Ragweed Jimsonweed Kochia Smartweed —Ladysthumb —Pennsylvania Tropic Croton

* Partially Controlled

¹ Higher label rates (a maximum of 2 pints per acre) are recommended for fields that have previously been in conservation programs, or where heavy weed pressure is anticipated. Select lower to higher rates based on lighter to heavier soil types.

² For heavy weed pressure or heavy soils use 1.25 pints per acre to control Velvetleaf or Spurred Anoda.

NOTE: When using Command 4 EC more than 30 days prior to planting, the highest label rate should be used.

ROTATIONAL CROP GUIDELINES

Rotate to crops as listed below, otherwise crop injury may occur.

Refer to sections headed "Rotational Cropping Precautions" and "General Information."

NOTE: When using Command 4 EC with other registered herbicides always refer to rotational restrictions and precautions on the other product's label.

1.0 PT. (0.50 LB. A.I.)	1.5 PT. (0.75 LB. A.I.)	2.0 PT. (1.0 LB. A.I.)
ANYTIME Soybeans Pumpkins Peas	ANYTIME Soybeans Pumpkins	ANYTIME Soybeans Pumpkins
9 MONTHS Corn —Field —Pop —Seed —Sweet Cotton Cucurbits Dry Beans Peanuts Peppers Potatoes Rice Snap Beans Sorghum Sugar Beets Sweet Potatoes Tobacco Tomatoes (Transplanted)	9 MONTHS Same as 1.0 pint, plus: Peas	9 MONTHS Same as 1.5 pints, except Seed Corn and Sweet Corn require a 12 month rotation.

BEST AVAILABLE COPY

12 MONTHS Cabbage Tomatoes (all) Wheat	12 MONTHS Same as 1.0 pint.	12 MONTHS Same as 1.5 pints, plus: Seed Corn Sweet Corn
16 MONTHS All crops	16 MONTHS All crops	16 MONTHS All crops

Cover crops, however, may be planted anytime but stand reductions may occur in some areas. Do not graze or harvest for food or feed cover crops planted less than 9 months after Command 4 EC treatment. Do not allow livestock to graze on treated soybean vines or feed treated vines or vine trash to livestock.

Southern Area—See Map

COMMAND® 4 EC HERBICIDE APPLIED ALONE RATES AND WEEDS CONTROLLED¹

1.0 PT.² (0.50 LB. A.I.)	1.5 PT. (0.75 LB. A.I.)	2.0 PT. (1.0 LB. A.I.)	2.5 PT. (1.25 LB. A.I.)
GRASSES Suppression of annual weeds	GRASSES Barnyardgrass Broadleaf Signalgrass Crabgrass —Large —Smooth Foxtail —Giant —Green Goosegrass Panicum —Common —Fall —Texas Seedling Johnsongrass Field Sandbur [*]	GRASSES All grasses controlled at 1.5 pints plus: Cupgrass —South- western —Woolly Field Sandbur Bermudagrass [*] Red Rice ² Itchgrass ³	GRASSES All grasses controlled at 2.0 pints plus: Foxtail —Purple —Robust —Yellow Shattercane [*] Wild Proso Millet [*]

BROADLEAVES Velvetleaf Spurred Anoda	BROADLEAVES Velvetleaf Spurred Anoda plus: Common Ragweed [*] Jimsonweed [*] Lambsquarters Pennsylvania Smartweed [*] Prickly Sida Purslane Redweed Venice Mallow	BROADLEAVES All broadleaves controlled at 1.5 pints plus: Cocklebur Common Ragweed Dayflower Florida Beggarweed Florida Pusley Jimsonweed Kochia [*] Redvine [*] Tropic Croton Wild Poinsettia ⁴	BROADLEAVES All broadleaves controlled at 2.0 pints plus: Balloonvine [*] Black Nightshade [*] Curly Dock Joint Vetch Jungle Rice [*] Kochia Morningglory —Pitted Pennsylvania Smartweed Pigweed —Redroot [*] —Smoot ¹ [*] Prostrate Spurge
---	--	---	--

^{*} Partially Controlled
¹ Higher label rates (a minimum of 2 pints per acre) are recommended for fields that have previously been in conservation programs, or where heavy weed pressure is anticipated. Select lower to higher rates based on lighter to heavier soil types. For fields that have previously been in conservation programs, a minimum application rate of 2½ pints per acre for cocklebur or common ragweed control is recommended.
² For heavy weed pressure or heavy soils use 1.25 pints per acre to control Velvetleaf or Spurred Anoda.
³ For control of Itchgrass, do not incorporate Command 4 EC. For high weed pressure and heavy soils use 2.5 pints.
⁴ Use in AR/LA/MS/TX/OK only—for high pressure and heavy soils use 2.5 pints.

NOTE: When using Command 4 EC more than 30 days prior to planting, the highest label rate should be used

ROTATIONAL CROP GUIDELINES

Rotate to crops as listed below, otherwise crop injury may occur. Refer to sections headed "Rotational Cropping Precautions" and "General Information."

NOTE: When using Command 4 EC with other registered herbicides always refer to rotational restrictions and precautions on the other product's label.

1.0 PT. (0.50 LB. A.I.)	1.5 to 2.0 PT. (0.75 to 1.0 LB. A.I.)	2.5 PT. (1.25 LB. A.I.)
ANYTIME Soybeans Pumpkins Peas	ANYTIME Soybeans Pumpkins	ANYTIME Soybeans
9 MONTHS Corn —Field —Pop —Seed —Sweet Cotton Cucurbits Dry Beans Peanuts Potatoes Pumpkins Rice Snap Beans Sorghum Sugar Beets Sweet Potatoes Tobacco Tomatoes (Transplanted)	9 MONTHS Same as 1.0 pint, plus: Peas	9 MONTHS Same as 1.5 to 2.0 pints, plus: Pumpkins
12 MONTHS All crops	12 MONTHS All crops	12 MONTHS All crops

Cover crops, however, may be planted anytime but stand reductions may occur in some areas. Do not graze or harvest for food or feed cover crops planted less than 9 months after Command 4 EC treatment. Do not allow livestock to graze on treated soybean vines or feed treated vines or vine trash to livestock.

COMMAND® 4 EC HERBICIDE APPLIED IN COMBINATIONS FOR SOYBEANS

Command 4 EC herbicide may be tank mixed with other soybean herbicides to broaden the weed control spectrum compared to the products applied alone. In the sections that follow, FMC recommends a combination of products and application rates to broaden weed control spectrum. FMC makes no claims as to weed control for any combination of rates or products other than as recommended in this label. Additional recommendations for product use with other herbicides not included in the following sections may become available subsequent to the date of publication for this label. Please check with your dealer for more recent FMC technical bulletins and label supplements. When applying mixtures of Command 4 EC with other herbicides, observe all precautions and limitations appearing on the labels of each product. Observe all application precautions, rotational guidelines and replanting instructions of each product's label when using tank mixes.

Command 4 EC Herbicide plus Canopy® Herbicide—Northern & Southern Areas
Tank mix combination for broadened weed control spectrum.

Soil Texture	Broadcast Rates Per Acre [*]		
	Command North	Command South	Canopy
(½** to 5% Organic Matter)			
Coarse (light) Soils: (loamy sand, sandy loam)	1½ to 2 pints [*]	2 to 2½ pints	4 to 6 oz.
Medium Soils: (loam, silt, silt loam, sandy clay, sandy clay loam)	1½ to 2 pints	2 to 2½ pints	5 to 8 oz.
Fine (heavy) Soils: (silty clay, clay loam, silty clay loam, clay)	1½ to 2 pints	2 to 2½ pints	6 to 8 oz.

^{*} Select lower to higher rates within the range to correspond to the coarser to finer soil types within the textural group.
Rate within the range should correspond to anticipated weed pressure.
^{**} Do not apply to soils less than ½% Organic Matter



WEEDS CONTROLLED:

Grass Weeds

All species listed under the section Command Applied Alone Rates and Weeds Controlled.

Broadleaf Weeds

All species listed under the section Command Applied Alone Rates and Weeds Controlled, plus the following:

- Cocklebur**
- Copperleaf, hophornbeam*
- Hemp sesbania
- Morningglory* (Annual, Ivyleaf, Entireleaf, Pitted, Tall)
- Pigweed (Redroot, Smooth)
- Sicklepod*

* Partially Controlled

** Large seeded weeds, germinating deep in the soil, such as morningglory, sicklepod and cocklebur or weeds with subsequent flushes may require a cultivation or an application of a postemergence herbicide for season long control.

When applying mixtures of Command 4 EC plus Canopy, observe all cautions and limitations appearing on the labels of each product. Special attention must be paid to sections regarding planting depth, phosphate pesticide interaction, previous pesticides, and sensitive soybean varieties on the Canopy label. Observe application precautions, rotational guidelines and replanting instructions of each product's label when using tank mixtures.

Command 4 EC Herbicide plus Dual® 8 E Herbicide—Northern & Southern Areas

Tank mix combination for broadened weed control spectrum.

Broadcast Rates Per Acre

Soil Texture	Command		Dual 8 E
	North	South	
Coarse (light) Soils: (loamy sand, sandy loam)	1½ to 2 pints	2 to 2½ pints	1½ to 2 pints
Medium Soils: (loam, silt, silt loam, sandy clay, sandy clay loam)	1½ to 2 pints	2 to 2½ pints	2 to 2½ pints
Fine (heavy) Soils: (silty clay, clay loam, silty clay loam, clay)	1½ to 2 pints	2 to 2½ pints	2 to 2½ pints

WEEDS CONTROLLED:

Grass Weeds

All species listed under the section Command Applied Alone Rates and Weeds Controlled, plus the following:

- Nutsedge
- Red Rice*
- Witchgrass

* Use higher rates in areas with heavy pressure.

Broadleaf Weeds

All species listed under the section Command Applied Alone Rates and Weeds Controlled, plus the following:

- Black Nightshade
- Carpetweed
- Pigweed

When applying mixtures of Command 4 EC plus Dual, observe all cautions and limitations appearing on the labels of each product. Observe all application precautions, rotational guidelines and replanting instructions of each product's label when using tank mixtures.

Command 4 EC Herbicide plus Lasso® or Lasso® Micro-Tech—Northern & Southern Areas

A tank mix combination of Command 4 EC herbicide and Lasso or Lasso Micro-Tech herbicide will broaden the weed control spectrum compared to either product used alone.

Broadcast Rates Per Acre

Soil Texture	Command		Lasso/Lasso Micro-Tech
	North	South	
Coarse (light) Soils: (loamy sand, sandy loam)	1½ to 2 pints	2 to 2½ pints	2 to 2½ quarts
Medium Soils: (loam, silt, silt loam, sandy clay, sandy clay loam)	1½ to 2 pints	2 to 2½ pints	2½ to 3 quarts
Fine (heavy) Soils: (silty clay, clay loam, silty clay loam, clay)	1½ to 2 pints	2 to 2½ pints	2½ to 3 quarts

* Select lower to higher rates within the ranges noted based on lighter to heavier soil types (e.g., sand, loamy sand, sandy loam) within a textural group

WEEDS CONTROLLED:

Grass Weeds

All species listed under the section Command Applied Alone Rates and Weeds Controlled.

Broadleaf Weeds

All species listed under the section Command Applied Alone Rates and Weeds Controlled, plus the following:

- Black Nightshade
- Carpetweed
- Pigweed

When applying mixtures of Command 4 EC herbicide plus Lasso or Lasso Micro-Tech, observe all cautions and limitations appearing on the labels of each product. Observe all application precautions, rotational guidelines and replanting instructions of each product's label when using tank mixtures.

Command 4 EC Herbicide plus Lorox®

A preemergence tank mix combination of Command 4 EC herbicide and Lorox herbicide will broaden the weed control spectrum compared to either product alone.

The tank mix combination may not be incorporated. Where Command 4 EC must be incorporated (see Geographical Restrictions), apply Lorox as an overlay treatment.

Broadcast Rates Per Acre*

Soil Texture**	Command		Lorox DF*
	North	South	
Coarse (light) Soils: (loamy sand**, sandy loam)	1½ to 2 pints	2 to 2½ pints	¾ to 1 lb.
Medium Soils: (loam, silt, silt loam, sandy clay, sandy clay loam)	1½ to 2 pints	2 to 2½ pints	1 to 1½ lbs.
Fine (heavy) Soils: (silty clay, clay loam, silty clay loam, clay)	1½ to 2 pints	2 to 2½ pints	1¼ to 2 lbs.

* Select lower to higher rates within the ranges noted based on lighter to heavier soil types (e.g., loam, silt loam, sandy clay, sandy clay loam) within a textural group.

** Plant seed at least 1¼ inches deep or Lorox injury to soybeans may result. Refer to Lorox label for other planting and application precautions, one pint of Lorox L equals one pound of Lorox DF, use equivalent rates.

** Do not use on sand, loamy sand, gravelly soils, or exposed subsoils or soils with less than 1% organic matter. Use only on loamy sand with over 1% organic matter.

WEEDS CONTROLLED:

Grass Weeds

All species listed under the section Command Applied Alone Rates and Weeds Controlled

Broadleaf Weeds

All species listed under the section Command Applied Alone Rates and Weeds Controlled plus the following:

- Carpetweed
- Chickweed
- Pigweed (Redroot, Smooth)
- Wild Mustard
- Wild Radish

When applying mixtures of Command plus Lorox observe all cautions and limitations appearing on the labels of each product. Observe application precautions, rotational crop/grazing and feeding restrictions and replanting instructions sections of this label when using tank mixtures.

Command 4 EC Herbicide plus Lorox Plus®

A preemergence tank mix combination of Command 4 EC herbicide and Lorox Plus herbicide will broaden the weed control spectrum compared to either product alone.

The tank mix combination may not be incorporated. Where Command 4 EC must be incorporated (see Geographical Restrictions), apply Lorox Plus as an overlay treatment



Broadcast Rates Per Acre*

Soil Texture**	Command		Lorox Plus
	North	South	
Coarse (light) Soils: (loamy sand**, sandy loam)	1 1/2 to 2 pints	2 to 2 1/2 pints	9 to 12 oz.
Medium Soils: (loam, silt, silt loam, sandy clay, sandy clay loam)	1 1/2 to 2 pints	2 to 2 1/2 pints	10 to 14 oz.
Fine (heavy) Soils: (silty clay, clay loam, silty clay loam, clay)	1 1/2 to 2 pints	2 to 2 1/2 pints	11 to 14 oz.

- * Select lower to higher rates within the ranges noted based on lighter to heavier soil types (e.g., loam, silt loam, sandy clay, sandy clay loam) within a textural group.
- ** Plant seed at least 1 1/4 inches deep or Lorox injury to soybeans may result. Refer to Lorox Plus label for other planting and application precautions.
- ** Do not use on sand, loamy sand, gravelly soils, or exposed subsoils or soils with less than 1% organic matter. Use only on loamy sand with over 1% organic matter.

WEEDS CONTROLLED:

Grass Weeds

All species listed under the section Command Applied Alone Rates and Weeds Controlled

Broadleaf Weeds:

All species listed under the section Command Applied Alone Rates and Weeds Controlled plus the following:
 Black Nightshade*
 Carpetweed
 Cocklebur**
 Giant Ragweed*
 Morningglory* (Annual, Ivyleaf, Entireleaf, Pitted, Tall)
 Mustards
 Pigweed (Redroot, Smooth)

* Partially Controlled

** Large seeded weeds, germinating deep in the soil, such as morningglory, sicklepod and cocklebur or weeds with subsequent flushes may require a cultivation or an application of a postemergence herbicide for season long control.

When applying mixtures of Command plus Lorox Plus observe all cautions and limitations appearing on the labels of each product. Observe application precautions, rotational crop/grazing and feeding restrictions and replanting instructions sections of this label when using tank mixtures.

Command 4 EC Herbicide plus Metribuzin (Sencor® or Lexone®)—Northern Area Only

A tank mix combination of Command 4 EC herbicide and metribuzin will broaden the weed control spectrum compared to either product used alone.

Broadcast Rates Per Acre*

Soil Texture**	Command		Sencor DF + Lexone DF
	Command	Sencor DF + Lexone DF	
Coarse (light) Soils: (loamy sand**, sandy loam)	1 1/2 to 2 pints	1/4 to 1/2 lb.	
Medium Soils: (loam, silt, silt loam, sandy clay, sandy clay loam)	1 1/2 to 2 pints	1/4 to 1/2 lb.	
Fine (heavy) Soils: (silty clay, clay loam, silty clay loam, clay)	1 1/2 to 2 pints	1/4 to 1/2 lb.	

- * Select lower to higher rates within the ranges noted based on lighter to heavier soil types (e.g., loam, silt loam, sandy clay, sandy clay loam) within a textural group.
- ** For pints Sencor 4 or Lexone 4L, multiply pounds DF by 1.5.
- ** Do not use Command 4 EC in combination with metribuzin on soils with less than 0.5% organic matter, on sand, or on loamy sand with less than 2% organic matter, or on soils having a calcareous surface area or a pH of 7.5 or higher as metribuzin injury to soybeans may occur.

NOTE: Metribuzin injury to soybeans may occur under excess moisture conditions, cool weather, or compacted soil areas.

WEEDS CONTROLLED:

Grass Weeds

All species listed under the section Command Applied Alone Rates and Weeds Controlled.

Broadleaf Weeds

All species listed under the section Command Applied Alone Rates and Weeds Controlled, plus the following:
 Carpetweed
 Pigweed* (Redroot, Smooth)
 Wild Mustard

* Use the higher rate of metribuzin for a given soil type.

When applying mixtures of Command 4 EC plus metribuzin, observe all cautions and limitations appearing on the labels of each product. Observe all application precautions, rotational guidelines and replanting instructions of each product's label when using tank mixtures.

Command 4 EC herbicide plus Metribuzin (Sencor® or Lexone®)—Southern Area Only

A tank mix combination of Command 4 EC herbicide and metribuzin will broaden the weed control spectrum compared to either product used alone.

Broadcast Rates Per Acre*

Soil Texture**	Command		Sencor DF + Lexone DF
	Command	Sencor DF + Lexone DF	
Coarse (light) Soils: (loamy sand**, sandy loam)	2 to 2 1/2 pints	1/4 to 1/2 lb.	
Medium Soils: (loam, silt, silt loam, sandy clay, sandy clay loam)	2 to 2 1/2 pints	1/4 to 1/2 lb.	
Fine (heavy) Soils: (silty clay, clay loam, silty clay loam, clay)	2 to 2 1/2 pints	1/4 to 1/2 lb.	

- * Select lower to higher rates within the ranges noted based on lighter to heavier soil types (e.g., loam, silt loam, sandy clay, sandy clay loam) within a textural group.
- ** For pints Sencor 4 or Lexone 4L, multiply pounds DF by 1.5.
- ** Do not use Command 4 EC in combination with metribuzin on soils with less than 0.5% organic matter, on sand, or on loamy sand with less than 2% organic matter, or on soils having a calcareous surface area or a pH of 7.5 or higher as metribuzin injury to soybeans may occur. Use 1/2 to 1 pound metribuzin on silty clay and heavy clay soils of the Mississippi Delta.

NOTE: Metribuzin injury to soybeans may occur under excess moisture conditions, cool weather, or compacted soil areas.

WEEDS CONTROLLED:

Grass Weeds

All species listed under the section Command Applied Alone Rates and Weeds Controlled.

Broadleaf Weeds

All species listed under the section Command Applied Alone Rates and Weeds Controlled, plus the following:
 Carpetweed
 Hemp sesbania (Coffeeweed)
 Pigweed (Redroot, Smooth)
 Sicklepod**
 Wild Mustard

* Reduced Competition

** Use the higher rate of metribuzin for a given soil type.

When applying mixtures of Command 4 EC plus metribuzin, observe all cautions and limitations appearing on the labels of each product. Observe all application precautions, rotational guidelines and replanting instructions of each product's label when using tank mixtures.


Command 4 EC Herbicide plus Preview®—Northern Area Only

A tank mix combination of Command 4 EC herbicide and Preview herbicide will broaden the weed control spectrum compared to either product used alone.

Broadcast Rates Per Acre*

Soil Texture	Command		Preview
	Command	Preview	
Coarse (light) Soils: (loamy sand, sandy loam)	1 1/2 to 2 pints	3 to 6 oz.	
Medium Soils: (loam, silt, silt loam, sandy clay, sandy clay loam)	1 1/2 to 2 pints	5 to 7 oz.	
Fine (heavy) Soils: (silty clay, clay loam, silty clay loam, clay)	1 1/2 to 2 pints	3 to 8 oz.	

- * Select lower to higher rates within the ranges noted based on lighter to heavier soil types (e.g., loam, silt loam, sandy clay, sandy clay loam) within a textural group



Do not use Command 4 EC in combination with Preview on soils with less than 0.5% organic matter, or on soils with pH greater than 6.8 or on soils having a calcareous surface area as Preview injury to rotational crops may occur.

WEEDS CONTROLLED:

Grass Weeds

All species listed under the section Command Applied Alone Rates and Weeds Controlled.

Broadleaf Weeds

All species listed under the section Command Applied Alone Rates and Weeds Controlled, plus the following:

- Burcucumber*
- Carpetweed
- Cocklebur*
- Copperleaf, hophornbeam
- Giant Ragweed*
- Morningglory* (Annual, Tall, Ivyleaf, Pitted, Entireleaf)
- Mustards
- Pigweed
- Spurge, spotted
- Sunflower*

* NOTE: Control of morningglory, sunflower, cocklebur and giant ragweed may be erratic ranging from poor to excellent depending upon soil temperature, time of weed seed germination, depth of weed seed in the soil, and the amount and timing of soil moisture. Control may be improved with timely cultivation.

When applying mixtures of Command 4 EC plus Preview, observe all cautions and limitations appearing on the labels of each product. Observe all application precautions, rotational guidelines and replanting instructions of each product's label when using tank mixtures.

Command 4 EC Herbicide plus Prowl® 4 EC Herbicide—Northern & Southern Areas

A tank-mix combination of Command 4 EC and Prowl will broaden the weed control spectrum of either product used alone.

Soil Texture	Broadcast Rates Per Acre*		
	Command North	Command South	Prowl 4 EC
Coarse (light) Soils: (loamy sand, sandy loam)	1½ to 2 pints	2 to 2½ pints	1 to 1½ pints
Medium Soils: (loam, silt, silt loam, sandy clay, sandy clay loam)	1½ to 2 pints	2 to 2½ pints	2 pints
Fine (heavy) Soils: (silty clay, clay loam, silty clay loam, clay)	1½ to 2 pints	2 to 2½ pints	2 to 2½ pints

* Select lower to higher rates within the ranges noted based on lighter to heavier soil types (e.g., loam, silt loam, sandy clay, sandy clay loam) within a textural group.

WEEDS CONTROLLED:

Grass Weeds

All species listed under the section Command Applied Alone Rates and Weeds Controlled.

Broadleaf Weeds

All species listed under the section Command Applied Alone Rates and Weeds Controlled, plus the following:
 Carpetweed
 Pigweed (Redroot, Smooth)

When applying mixtures of Command 4 EC plus Prowl, observe all cautions and limitations appearing on the labels of each product. Observe all application precautions, rotational guidelines and replanting instructions of each product's label when using tank mixtures.

Command 4 EC Herbicide plus Scepter® Herbicide—Northern Area Only

See Scepter label for appropriate geographic and rainfall restrictions.

A tank mix combination of Command 4 EC and Scepter will broaden the weed control spectrum of either product used alone.

NOTE: The Scepter label does not allow rotation to Corn, Wheat, Barley, or Oats prior to 18 months after last Scepter application when Scepter is applied preemergent or preplant incorporated within the Northern Use Area as defined on the Scepter label. See Scepter label for appropriate geographic restrictions.

Soil Texture	Broadcast Rates Per Acre*	
	Command	Scepter
All Soil Types	1½ to 2 pints	½ to ½ pint

* Use higher use rates, within the range stated above, when heavier weed pressure is anticipated.

WEEDS CONTROLLED:

Grass Weeds

All species listed under the section Command Applied Alone Rates and Weeds Controlled.

Broadleaf Weeds

All species listed under the section Command Applied Alone Rates and Weeds Controlled, plus the following:

- Black Nightshade
- Cocklebur
- Common Sunflower
- Giant Ragweed*
- Pigweed spp.

* Partially controlled

In the event of a crop loss due to weather conditions, soybeans can be replanted. DO NOT work the soil deeper than two inches, or make additional Command 4 EC or Command-Scepter® tank mix applications.

NOTE: Adequate soil moisture is important for optimum tank mix applications.

When applying mixtures of Command 4 EC plus Scepter, observe all cautions and limitations appearing on the labels of each product. Observe all application precautions, rotational guidelines and replanting instructions of each product's label when using tank mixtures.

Command 4 EC Herbicide plus Scepter Herbicide—Southern Area Only

See Scepter label for appropriate geographic and rainfall restrictions.

A tank mix combination of Command 4 EC and Scepter will broaden the weed control spectrum of either product used alone.

Soil Texture	Broadcast Rates Per Acre*	
	Command	Scepter
All Soil Types	2 to 2½ pints	½ to ¾ pint

* Use higher use rates, within the range stated above, when heavier weed pressure is anticipated.

WEEDS CONTROLLED:

Grass Weeds

All species listed under the section Command Applied Alone Rates and Weeds Controlled.

Broadleaf Weeds

All species listed under the section Command Applied Alone Rates and Weeds Controlled, plus the following:

- Black Nightshade
- Cocklebur
- Common Sunflower
- Pigweed spp.
- Wild Poinsettia

In the event of a crop loss due to weather conditions, soybeans can be replanted. DO NOT work the soil deeper than two inches, or make additional Command 4 EC or Command-Scepter tank mix applications.

NOTE: Adequate soil moisture is important for optimum tank mix applications.

When applying mixtures of Command 4 EC plus Scepter, observe all cautions and limitations appearing on the labels of each product. Observe all application precautions, rotational guidelines and replanting instructions of each product's label when using tank mixtures.

Command 4 EC Herbicide plus Sonalan® EC Herbicide—Northern Area Only

A tank mix combination of Command 4 EC and Sonalan will broaden the weed control spectrum of either product used alone.

Soil Texture	Broadcast Rates Per Acre*	
	Command	Sonalan EC
Coarse (light) Soils: (loamy sand, sandy loam)	1½ to 2 pints	1¼ to 2 pints
Medium Soils: (loam, silt, silt loam, sandy clay, sandy clay loam)	1½ to 2 pints	1¼ to 2½ pints
Fine (heavy) Soils: (silty clay, clay loam, silty clay loam, clay)	1½ to 2 pints	2¼ to 3 pints

* Select lower to higher rates within the range to correspond to the coarser to finer soil types within the textural group. Rates within the range should correspond to anticipated weed pressure.



WEEDS CONTROLLED:

Grass Weeds

All species listed under the section Command Applied Alone Rates and Weeds Controlled.

Broadleaf Weeds

All species listed under the section Command Applied Alone Rates and Weeds Controlled, plus the following:

- Carpetweed
- Pigweed (Redroot, Smooth)

When applying mixtures of Command 4 EC plus Sonalan, observe all cautions and limitations appearing on the labels of each product. Observe all application precautions, rotational guidelines and replanting instructions of each product's label when using tank mixtures.

Command 4 EC Herbicide plus Squadron-- Northern Area Only

See Squadron label for appropriate geographic restrictions.

A tank mix combination of Command 4 EC and Squadron, will broaden the weed control spectrum of either product used alone.

Soil Texture	Broadcast Rates Per Acre	
	Command	Squadron*
All Soil Types	1 1/2 to 2 pints	1 1/2 to 2 1/4 pints

* Do not exceed 1 1/2 pints in Northern Area (as defined on the Squadron label). Use higher rate of Squadron in areas of heavy cocklebur infestation.

WEEDS CONTROLLED:

Grass Weeds

All species listed under the section Command Applied Alone Rates and Weeds Controlled.

Broadleaf Weeds

All species listed under the section Command Applied Alone Rates and Weeds Controlled, plus the following:

- Black Nightshade
- Cocklebur
- Common Sunflower
- Giant Ragweed*
- Pigweed spp.

* Partially controlled

When applying mixtures of Command 4 EC plus Squadron observe all cautions and limitations appearing on the labels of each product. Observe all application precautions, rotational guidelines and replanting instructions of each product's label when using tank mixtures.

Command 4 EC Herbicide plus Squadron-- Southern Area Only

See Squadron label for appropriate geographic restrictions.

A tank mix combination of Command 4 EC and Squadron, will broaden the weed control spectrum of either product used alone.

Soil Texture	Broadcast Rates Per Acre	
	Command	Squadron*
All Soil Types	2 to 2 1/2 pints	2 1/4 to 3 pints

* Use higher rate of Squadron in areas of heavy pigweed and cocklebur infestation.

WEEDS CONTROLLED:

Grass Weeds

All species listed under the section Command Applied Alone Rates and Weeds Controlled.

Broadleaf Weeds

All species listed under the section Command Applied Alone Rates and Weeds Controlled, plus the following:

- Black Nightshade
- Cocklebur
- Common Sunflower
- Pigweed spp.
- Wild Poinsettia

When applying mixtures of Command 4 EC plus Squadron observe all cautions and limitations appearing on the labels of each product. Observe all application precautions, rotational guidelines and replanting instructions of each product's label when using tank mixtures.

Command 4 EC Herbicide plus Treflan® EC (Trifluralin)— Northern & Southern Areas

A tank mix combination of Command 4 EC herbicide and Treflan EC herbicide will broaden the weed control spectrum compared to either product used alone.

Soil Texture	Broadcast Rates Per Acre*		
	Command North	Command South	Treflan EC
Coarse (light) Soils: (loamy sand, sandy loam)	1 1/2 to 2 pints	2 to 2 1/2 pints	1 pint
Medium Soils: (loam, silt, silt loam, sandy clay, sandy clay loam)	1 1/2 to 2 pints	2 to 2 1/2 pints	1 to 1 1/2 pints
Fine (heavy) Soils: (silty clay, clay loam, silty clay loam, clay)	1 1/2 to 2 pints	2 to 2 1/2 pints	1 to 1 1/2 pints

* Select lower to higher rates within the ranges noted based on lighter to heavier soil types (e.g., loam, silt loam, sandy clay, sandy clay loam) within a textural group.

WEEDS CONTROLLED:

Grass Weeds

All species listed under the section Command Applied Alone Rates and Weeds Controlled.

Broadleaf Weeds

All species listed under the section Command Applied Alone Rates and Weeds Controlled, plus the following:

- Carpetweed
- Chickweed
- Field Bindweed
- Pigweed (Redroot, Smooth)

When applying mixtures of Command 4 EC plus Treflan, observe all cautions and limitations appearing on the labels of each product. Observe all application precautions, rotational guidelines and replanting instructions of each product's label when using tank mixtures.

Command 4 EC Herbicide plus Tri-Scept Herbicide-- Northern Area Only

See Tri-Scept label for appropriate geographic restrictions.

A tank mix combination of Command 4 EC and Tri-Scept will broaden the weed control spectrum of either product used alone.

Soil Texture	Broadcast Rates Per Acre	
	Command	Tri-Scept*
All Soil Types	1 1/2 to 2 pints	1 1/2 to 1 3/4 pints

* Do not exceed 1 1/2 pints in Northern Area (as defined on the Tri-Scept label). Use higher rates of Tri-Scept in areas of heavy cocklebur infestation.

WEEDS CONTROLLED:

Grass Weeds

All species listed under the section Command Applied Alone Rates and Weeds Controlled.

Broadleaf Weeds

All species listed under the section Command Applied Alone Rates and Weeds Controlled, plus the following:

- Black Nightshade
- Cocklebur
- Common Sunflower
- Giant Ragweed*
- Pigweed spp.

* Partially controlled

When applying mixtures of Command 4 EC plus Tri-Scept observe all cautions and limitations appearing on the labels of each product. Observe all application precautions, rotational guidelines and replanting instructions of each product's label when using tank mixtures.

Command 4 EC Herbicide plus Tri-Scept-- Southern Area Only

See Tri-Scept label for appropriate geographic restrictions.

A tank mix combination of Command 4 EC and Tri-Scept will broaden the weed control spectrum of either product used alone.

Soil Texture	Broadcast Rates Per Acre	
	Command	Tri-Scept*
All Soil Types	2 to 2 1/2 pints	1 3/4 to 2 1/2 pints

* Use higher rate of Tri-Scept in areas of heavy pigweed and cocklebur infestation.



WEEDS CONTROLLED:

Grass Weeds

All species listed under the section Command Applied Alone Rates and Weeds Controlled.

Broadleaf Weeds

All species listed under the section Command Applied Alone Rates and Weeds Controlled, plus the following:

- Black Nightshade
- Cocklebur
- Common Sunflower
- Pigweed spp.
- Wild Poinsettia

When applying mixtures of Command 4 EC plus Tri-Scept observe all cautions and limitations appearing on the labels of each product. Observe all application precautions, rotational guidelines and replanting instructions of each product's label when using tank mixtures.

COMMAND 4 EC HERBICIDE APPLICATION FOLLOWED BY PREEMERGENCE TREATMENTS

Preemergence herbicides approved for use on soybeans may be applied following treatments of Command 4 EC alone or in tank mix combinations for control of additional weed species listed on the preemergence product labels. Read and follow the precautionary statements, directions for use, rates of application and all other information that appear on the product labels. **DO NOT** apply compounds containing metribuzin after a soil incorporated Command 4 EC plus Lexone® or Sencor® tank mix treatment, unless split applications are used where the pounds of active ingredient do not exceed the total allowed.

DO NOT apply Canopy, Preview, Pursuit Plus, Scepter, Squadron, or Tri-Scept herbicides after Command 4 EC plus any of those products in a tank mix treatment, as these other herbicides share a common mode of action and may cumulatively cause injury to soybeans or rotational crops.

COMMAND 4 EC HERBICIDE APPLICATION FOLLOWED BY POSTEMERGENCE TREATMENTS

Postemergence herbicides approved for use on soybeans may be applied following treatments of Command 4 EC alone or in tank mix combinations for control of emerged weeds as listed on the postemergence product labels. Read and follow the precautionary statements, directions for use, rates of application and all other information appearing on the product labels.

DO NOT apply Classic, Pursuit, or Scepter as a postemergence treatment after Command 4 EC plus Canopy, Preview, Pursuit Plus, Scepter, Squadron, or Tri-Scept in a tank mix treatment, unless the other product labels specifically recommend such a treatment, as those other herbicides share a common mode of action and may cumulatively cause injury to soybeans or rotational crops.

COMMAND 4 EC HERBICIDE FOLLOWED BY ACIFLUORFEN (BLAZER® 2L OR TACKLE®) HERBICIDE

Following an application of Command 4 EC or tank mixture with Command 4 EC, a postemergence application of acifluorfen will control the following emerged broadleaf weeds:

Broadleaf Weeds

- Black Nightshade
- Cocklebur
- Hemp sesbania
- Pigweed (Redroot)
- Pitted Morningglory
- Purple Moonflower
- Wild Mustard

Apply acifluorfen at a rate of 1 pint per acre with .25% crop oil concentrate to actively growing weeds at no more than the 4-leaf growth stage (do not count cotyledonary leaves, but only the fully developed true leaves). This timing generally correlates to soybean growth stages of the first to third trifoliolate leaves.

NOTE: Application of Command 4 EC herbicide generally retards the development rate of weeds which may extend the period where acifluorfen can be effectively applied.

Read and follow all precautions, restrictions, and warnings on all product labels.

COMMAND 4 EC HERBICIDE FOLLOWED BY SCEPTER® HERBICIDE

Following an application of Command 4 EC or tank mixtures with Command 4 EC, a postemergence application of Scepter herbicide will control the following emerged broadleaf weeds.

Broadleaf Weeds

- Cocklebur, common
- Pigweed
- Wild Poinsettia

Apply Scepter after crop emergence but before weeds exceed a height of 12 inches (6 inches for Wild Poinsettia). Apply at a broadcast rate of 1/2 pints per acre. Apply when weeds are actively growing. **DO NOT** apply Scepter postemergence when soybeans and weeds have been subjected to stress conditions such as temperature and moisture extremes. The total amount of Scepter must not exceed 1/2 pint per acre per season in northern areas, or 2/3 pint per acre per season in southern areas as defined on the Scepter label. Squadron and Tri-Scept both include the same active ingredient as Scepter.

For postemergence applications, the addition of a nonionic surfactant or crop oil concentrate is required. The nonionic surfactant should contain at least 80% active ingredient and should be applied at a rate of 2 pints per 100 gallons of spray mixture. Apply the crop oil concentrate (COC) at the rate stated on the COC label.

Read and follow all precautionary statements and restrictions, directions for use and all other information appearing on the Scepter label.

COMMAND 4 EC HERBICIDE APPLICATION—MINIMUM TILLAGE OR NO-TILLAGE SOYBEANS

Command 4 EC herbicide may be used alone or in combination with Sencor®, Lexone®, Lorox®, or Lorox Plus® herbicides, plus paraquat or Roundup® herbicide for preemergence (to crop and weeds) and post-emergence (to weeds, but prior to crop emergence) control of broadleaf and grass weeds where soybeans will be planted into a cover crop or in previous crop residues (e.g., corn, small grain stubble).

WEEDS CONTROLLED:

When used as directed, the paraquat portion of the tank mix controls most emerged annual weeds and suppresses many perennial weeds. Roundup combinations will control emerged annual and perennial weeds when applied as directed on the Roundup label. Command 4 EC or Command 4 EC plus Sencor, Lexone or Lorox provide preemergence control of the weeds listed in the "Command 4 EC Applied Alone" and "Command 4 EC Applied in Combinations" portions of this label.

APPLICATION AND MIXING INSTRUCTIONS

Paraquat Combinations: Tank mix Command 4 EC alone or with Sencor/Lexone, Lorox or Lorox Plus (observe mixing instructions in the General Mixing Instructions portion of this label, as well as individual product label use directions). Add 1 to 2 pints paraquat (based on products containing 2 pounds active ingredient per gallon) per acre. Use lower rate for annual weeds less than 4 inches tall and the higher rate for weeds 4 to 6 inches tall. As the last ingredient, add a suitable surfactant (refer to paraquat label).

Roundup Combinations: Tank mix Command 4 EC alone or with Sencor/Lexone, Lorox or Lorox Plus (observe mixing instructions in the General Mixing Instructions portion of this label, as well as individual product label use directions). Add 1 1/2 quarts of Roundup per acre for control of emerged annual weeds or 2 to 4 quarts per acre for control of emerged perennial and annual weeds.

Apply in 20 to 60 gallons of water per acre. Use the higher gallonage for dense stubble or vegetation.

Replace with revision - See Insert attached

PEPPERS

GENERAL INFORMATION

Command 4 EC herbicide may be utilized as a soil applied treatment prior to weed emergence, for the control of annual grass and broadleaf weeds in bell, hot, pimento and sweet peppers. **Do not use on banana peppers.**

Make a single herbicide application in a minimum of 10 gallons of water per acre at the rate shown in the application rate table. Apply to the soil surface prior to seeding or transplanting of peppers and incorporate to a depth of 1-inch or less. Place seed, or roots of the transplants, below the chemical barrier when planting.

Command 4 EC must be soil incorporated in the following states unless an approved 24(c) permitting otherwise is on file within that state (check with your local dealer): Connecticut, Delaware, Illinois, Indiana, Iowa, Maine, Maryland, Massachusetts, Michigan, Minnesota, New Hampshire, New Jersey, New York, Ohio, Pennsylvania, Rhode Island, Vermont, Virginia, West Virginia, and Wisconsin.

Command 4 EC herbicide may be tank mixed with other herbicides registered for use in peppers to broaden the weed control spectrum compared to the products applied alone. When applying mixtures of Command 4 EC plus other bell and non-bell pepper herbicides, observe all cautions and limitations appearing on the label of each product. Observe all application precautions, rotational guidelines and replanting instructions of each product's label when using tank mixes. Water or liquid fertilizer may be used as a carrier for Command 4 EC when applied alone, or when tank mixed with other pepper herbicides unless use directions specifically state otherwise.

BEST AVAILABLE COPY

SPECIAL PRECAUTION

Off-site movement of spray drift or vapors of Command 4 EC herbicide can cause foliar whitening or yellowing of some plants. Prior to making applications, read and strictly follow all precautions and application instructions on this label.

REPLANTING INSTRUCTIONS

If initial seeding or transplants fail to produce a uniform stand, peppers may be replanted in a field treated with Command 4 EC alone. Do not retreat field with a second application of Command 4 EC. When tank mixing with a labeled product, refer to the replant instructions for that product. Do not replant treated fields with any crop at intervals which are inconsistent with the Rotational Crop Guidelines on the Command label. Where a tank mix is used refer to the product(s) labels for any additional replant instructions.

NOTE: Seed or transplants should be planted below the herbicide barrier to minimize early bleaching of seedlings. Not all varieties have been tested for tolerance to a Command treatment. Pepper type and variety, soil type and amount of organic matter, rate of application, depth of incorporation, planting depth, amount of moisture throughout the growing season and other factors can impact the degree of sensitivity that may be observed.

COMMAND 4 EC HERBICIDE APPLIED ALONE RATES AND WEEDS CONTROLLED

Soil Texture	Broadcast Rates Per Acre*
Coarse (light) Soils: (loamy sand, silt loam)	0.5 to 0.75 pint
Medium Soils: (loam, silt, silt loam, sandy clay, sandy clay loam)	0.75 to 1.0 pint
Fine (heavy) Soils: (silty clay, clay loam, silty clay loam, clay)	1.0 to 2.0 pints

* Select lower to higher rates within the ranges noted based on lighter to heavier soil types (e.g., loam, silt loam, sandy clay, sandy clay loam) within a textural group.

WEEDS CONTROLLED:

RATE/ACRE 0.5-0.75 pint (0.25-0.38 LB. A.I.)	RATE/ACRE 0.75-1.0 pint (0.38-0.5 LB. A.I.)	RATE/ACRE 1.0-2.0 pints (0.5-1.0 LB. A.I.)
GRASSES	GRASSES	GRASSES
Barnyardgrass*	Barnyardgrass*	Barnyardgrass
Crabgrass*	Crabgrass*	Crabgrass
—Large	—Large	—Large
—Smooth	—Smooth	—Smooth
Foxtail*	Field Sandbur*	Field Sandbur
—Giant	Foxtail	Foxtail
—Green	—Giant	—Giant
—Robust	—Green	—Green
Goosegrass	—Robust	—Robust
Panicum*	Goosegrass	—Yellow
—Common	Panicum	Goosegrass
—Fall	—Common	Panicum
	—Fall	—Common
	Seedling	—Fall
	Johnsongrass*	Seedling
		Johnson grass*
BROADLEAVES	BROADLEAVES	BROADLEAVES
Galinsoga spp.*	Galinsoga spp.*	Velvetleaf
Lambsquarters*	Lambsquarters*	Spurred Anoda
Spurred Anoda*	Prickly Sida*	Common Ragweed*
Velvetleaf*	Spurred Anoda	Galinsoga
	Velvetleaf	Jimsonweed*
	Venice Mallow*	Lambsquarters
		Prickly Sida
		Purslane
		Smartweed*
		Venice Mallow

* Partially Controlled

ROTATIONAL CROP GUIDELINES

Rotate to crops as listed under Soybean Rotational Crop Guidelines, otherwise crop injury may occur.

Cover crops may be planted at anytime but stand reductions may occur in some areas. Do not graze or harvest for food or feed cover crops planted less than 9 months after Command 4 EC treatment. Do not allow livestock to graze on treated peppers or feed treated pepper trash to livestock.

PUMPKINS

GENERAL INFORMATION

Command 4 EC herbicide may be utilized as a preemergent soil applied treatment for the control of annual grass and broadleaf weeds in pumpkins.

Command 4 EC must be soil incorporated in the following states unless an approved 24(C) is on file for counties within that state (check with your local dealer): Connecticut, Delaware, Illinois, Indiana, Iowa, Maine, Maryland, Massachusetts, Michigan, Minnesota, New Hampshire, New Jersey, New York, Ohio, Pennsylvania, Rhode Island, Vermont, Virginia, West Virginia, and Wisconsin.

NOTE: When utilizing Command 4 EC as a soil incorporated treatment, incorporate Command to a depth of 1 inch or less and place the seed below the chemical barrier when planting.

Command 4 EC herbicide may be tank mixed with other pumpkin herbicides to broaden the weed control spectrum compared to the products applied alone. When applying mixtures of Command 4 EC herbicide plus other pumpkin herbicides, observe all cautions and limitations appearing on the labels of each product. Observe all application precautions, rotational guidelines and replanting instructions of each product's label when using tank mixtures. Water or liquid fertilizer may be used as a carrier for Command 4 EC when applied alone, or when tank mixed with the herbicides listed above unless use directions specifically state otherwise.

SPECIAL PRECAUTION

Off-site movement of spray drift or vapors of Command 4 EC herbicide can cause foliar whitening or yellowing of some plants. Prior to making applications, read and strictly follow all precautions and application instructions on this label.

REPLANTING INSTRUCTIONS

If initial seeding of pumpkins fails to produce a stand, pumpkins may be replanted in fields treated with Command 4 EC alone. Do not retreat field with a second application of Command 4 EC. When tank mixing with a labeled product refer to the pumpkin replant instructions for that product. Do not replant treated fields with any crop at intervals which are inconsistent with the Rotational Crop Guidelines on this label.

COMMAND 4 EC HERBICIDE APPLIED ALONE RATES AND WEEDS CONTROLLED

Do not exceed a rate of 2 pints per acre. Weeds controlled (by rate) are as listed under Soybean for Northern and Southern areas.

ROTATIONAL CROP GUIDELINES

Rotate to crops as listed under Soybean Rotational Crop Guidelines, otherwise crop injury may occur.

Cover crops, however, may be planted anytime but stand reductions may occur in some areas. Do not graze or harvest for food or feed cover crops planted less than 9 months after Command 4 EC treatment. Do not allow livestock to graze on treated pumpkin vines or feed treated vines or vine trash to livestock.

SUCCULENT PEAS

GENERAL INFORMATION

Command 4 EC herbicide may be utilized as preemergent soil applied treatment for the control of annual grass and broadleaf weeds in peas.

Command 4 EC must be soil incorporated in the following states unless an approved 24(C) is on file for counties within that state (check with your local dealer): Connecticut, Delaware, Illinois, Indiana, Iowa, Maine, Maryland, Massachusetts, Michigan, Minnesota, New Hampshire, New Jersey, New York, Ohio, Pennsylvania, Rhode Island, Vermont, Virginia, West Virginia, and Wisconsin.

NOTE: When utilizing Command 4 EC as a soil incorporated treatment, incorporate Command to a depth of 1 inch or less and place the seed below the chemical barrier when planting.

Command 4 EC herbicide may be tank mixed with other herbicides registered for use in peas to broaden the weed control spectrum compared to the products applied alone. When applying mixtures of Command 4 EC plus other succulent pea herbicides, observe all cautions and limitations appearing on the labels of each product. Observe all application precautions, rotational guidelines and replanting instructions of each product's label when using tank mixes. Water or liquid fertilizer may be used as a carrier for Command 4 EC when applied alone, or when tank mixed with other succulent pea herbicides unless use directions specifically state otherwise.

SPECIAL PRECAUTION

Off-site movement of spray drift or vapors of Command® 4 EC herbicide can cause foliar whitening or yellowing of some plants. Prior to making applications, read and strictly follow all precautions and application instructions on this label.

REPLANTING INSTRUCTIONS

If initial seeding of peas fails to produce a stand, peas may be replanted in fields treated with Command 4 EC alone (or with recommended tank mixtures). Do not retreat field with a second application of Command 4 EC. When tank mixing with a labeled product refer to the replant instructions for that product. Do not replant treated fields with any crop at intervals which are inconsistent with the Rotational Crop Guidelines on this label.

COMMAND 4 EC HERBICIDE APPLIED ALONE

FOR PEAS ONLY: Apply only at 1 pint (0.5 Lb. A.I.) Per Acre

RATE AND WEEDS CONTROLLED

1 PT. (0.5 LB. A.I.) (for all soil types)

GRASSES

Barnyardgrass*
Crabgrass (Large, Smooth)
Field Sandbur*
Foxtail (Green, Giant,
Robust)
Goosegrass
Panicum (Fall, Common)
Seedling Johnsongrass*

BROADLEAVES

Galinsoga spp*
Lambsquarters*
Prickly Sida*
Spurred Anoda
Velvetleaf
Venice Mallow*

*Partially Controlled

ROTATIONAL CROP GUIDELINES

Rotate to crops as listed under Soybean Rotational Crop Guidelines, otherwise crop injury may occur.

Cover crops may be planted at anytime but stand reductions may occur in some areas. Do not graze or harvest for food or feed cover crops planted less than 9 months after Command 4 EC treatment. Do not allow livestock to graze on treated pea vines or feed treated vines or vine trash to livestock.

FALLOW LAND

GENERAL INFORMATION

Command® 4 EC is a herbicide which may be utilized as a preemergence surface applied treatment to control many annual grass and broadleaf weeds on fallow land. Command 4 EC may be tank mixed with other herbicides registered for fallow cropland use (e.g., atrazine) to broaden the weed control spectrum compared to the products applied alone.

SPECIAL PRECAUTION

Off-site movement of spray drift or vapors of Command® 4 EC herbicide can cause foliar whitening or yellowing of some plants. Prior to making applications, read and strictly follow all precautions and application instructions on this label.

Additional Precaution For Fallow Land Applications Only: Do not apply within 500 feet of Emerged Winter Wheat or within 1,000 feet of the areas listed below:

Towns and Subdivisions
Commercial Vegetable Production*
Commercial Fruit Production
Commercial Nurseries
Commercial Greenhouses

*except sweet corn

Supplemental Spray Drift Precautions For Fallow Land Applications: Non-target spray drift of Command 4 EC herbicide should be avoided to prevent whitening of desirable vegetation. Specific recommendations and requirements for minimizing spray drift are included in the Application Precautions section of this label. For Fallow Land applications only:

- The use of an agriculturally approved drift reducing additive is *required* at finished spray volumes of 5 to 15 gallons per acre and is *recommended* for application volumes of 15 to 40 gallons per acre when spraying in the proximity of desirable plants (see list under Application Precautions).

ROTATIONAL CROP/GRAZING AND FEEDING RESTRICTIONS: Do not plant wheat sooner than nine (9) months after a late summer or fall application. Do not allow livestock to graze on treated fields.

APPLICATION RATES:

Use Command 4 EC herbicide alone at a rate of 1½ to 2 pints (24 to 32 ounces) per acre in a surface applied broadcast application for pre-emergent control of weeds. Where Glean is registered and was applied at ½ to ½ ounce per acre for weed control in the growing wheat crop, a rate of 1½ pints (24 ounces) per acre of Command 4 EC is recommended. However, the additional weed control benefit from Glean may not last throughout the following spring (see Glean label). Use the higher rate of Command 4 EC when heavier weed infestations are anticipated or for longer residual control.

In areas where the winter wheat-fallow-winter wheat cropping system is practiced, make application after wheat harvest. For optimum control, make applications after August 15 but before October 31. Command 4 EC can also be used in areas where spring wheat is planted following an 18 month fallow period.

Treatments should be made only to fields where good weed control has been maintained in the wheat crop through wheat harvest. Treatment recommendations are only designed to control weeds that have recently emerged and those that germinate throughout the fall, winter and spring period. Do not apply in situations where dense weed growth exists.

WEEDS CONTROLLED:

Grass Weeds

Cheat Grass
Downy Bromegrass
Jointed Goatgrass
Volunteer Barley
Volunteer Rye
Volunteer Wheat

Broadleaf Weeds

Common Lambsquarters
Common Purslane
Kochia
Prickly Lettuce
Tansy Mustard
Tumble Mustard
Wild Buckwheat

COMMAND 4 EC APPLIED IN COMBINATIONS

Tank mix combinations of Command 4 EC herbicide with atrazine will broaden the weed control spectrum and length of control compared to the herbicides used alone.

Command 4 EC Plus Atrazine

Command 4 EC at 1 to 1½ pints (16 to 24 ounces) per acre plus 1 to 2 pints of Atrazine 4L or equivalent rates of Atrazine 90 DF and 80 W. Weeds controlled in addition to those noted under Command 4 EC alone will depend on atrazine rate used (see atrazine label). Use the higher rate of Command 4 EC when heavier weed infestations are anticipated or for longer residual control.

There is significant risk of atrazine carryover if not used according to local Experiment Station and label recommendations. Consult your local Experiment Station for recommended atrazine rates for use in fallow in your area.

Refer to the atrazine label for planting, cropping and other restrictions. Follow all precautions, statements, and restrictions on this and the atrazine label.

Mixing Instructions:

Fill spray tank ¼ to ½ full with water and add recommended amount of atrazine with agitator operating. Mix thoroughly and fill tank ½ full continuing agitation. Add Command 4 EC herbicide to tank while maintaining agitation. Complete filling the sprayer tank with water. Maintain agitation during mixing and application.

Application Instructions:

Follow the General Application Instructions as for Command 4 EC alone.

BEST AVAILABLE COPY

Dealers Should Sell in Original Packages Only.

Terms of Sale or Use: On purchase of this product buyer and user agree to the following conditions:

Warranty: FMC makes no warranty, expressed or implied, concerning the use of this product other than indicated on the label. Except as so warranted, the product is sold as is. Buyer and user assume all risk of use and/or handling and/or storage of this material when such use and/or handling and/or storage is contrary to label instructions.

Directions and Recommendations: Follow directions carefully. Timing and method of application, weather and crop conditions, mixture with other chemicals not specifically recommended and other influencing factors in the use of this product are beyond the control of the seller and are assumed by the buyer at his own risk.

Use of Product: FMC's recommendations for the use of this product are based upon tests believed to be reliable. The use of this product being beyond the control of the manufacturer, no guarantee, expressed or implied, is made as to the effects of such or the results to be obtained if not used in accordance with directions or established safe practice.

Damages: Buyer's or user's exclusive remedy for damages for breach of warranty or negligence shall be limited to direct damages not exceeding the purchase price paid and shall not include incidental or consequential damages.

COMMAND and FMC—Trademarks of FMC Corporation
CANOPY, GLEAN, LEXONE, LOROX, LOROX PLUS and PREVIEW—
Trademarks of E. I. duPont de Nemours and Co., Inc.
OPTION—Trademark of Hoechst-Roussel Agri-Vet Company
SONALAN, TREFLAN—Trademarks of DowElanco
LASSO and ROUNDUP—Trademarks of Monsanto Company
SENCOR—Trademark of Bayer AG
PROWL, SCEPTER, SQUADRON, TRI-SCEPT—Trademarks of American Cyanamid Company
DUAL—Trademark of Ciba-Geigy Corporation
BLAZER—Trademark of BASF Corporation
TACKLE—Trademark of Rhone-Poulenc, Inc.
© 1987 FMC Corporation

All rights reserved
(618-1/10/92-A)
1/92

COMMAND^R 4EC HERBICIDE APPLICATION-CONSERVATION TILLAGE (INCLUDING MINIMUM AND NO-TILLAGE) SOYBEANS

SURFACE APPLICATIONS

Command 4 EC herbicide may be applied to the soil surface where permitted (see General Application Precautions, Geographical Restrictions) alone, or in combination with other soil residual preemergence herbicides registered for use in conservation tillage soybeans. If weeds are present at the time of treatment, include a burndown herbicide to control or suppress existing weeds. Observe all application precautions, rate restrictions, rotational guidelines and replanting instructions of each product's label when using tank mixes.

EARLY PREPLANT (EPP) APPLICATIONS

Where soil incorporated applications are required (see General Application Precautions, Geographical Restrictions), Command 4 EC herbicide may be surface applied under conservation tillage practices, but only as an early preplant (EPP) treatment. EPP applications of Command 4 EC must be made prior to field green-up (i.e., the time at which annual weeds are emerging at the treatment site, and trees or shrubs bordering the treatment site have broken dormancy and are showing green leaf tissue) and no later than the dates listed in the table below:

EPP Treatment Cutoff Date Table

<u>Geography</u>	<u>Date</u>
South of I-80: IA, IL, IN, OH, PA	4/1
North of I-80: IA, IL, IN, MI, NY, OH, PA	4/10
MN, WI	4/20

When applied EPP Command 4EC herbicide may be used at rates of 1.5 to 2.0 pints per acre (refer to RATES AND WEEDS CONTROLLED under Northern Area COMMAND 4EC HERBICIDE APPLIED ALONE) alone, or in a tank mixture with other herbicides registered for use in conservation tillage soybeans. If weeds are present at the time of treatment, tank mix with a burndown herbicide to control or suppress existing weeds.

Observe all use directions, precautions and restrictions on the label of any herbicide(s) included in the tank mixture. When applying Command 4 EC as an EPP treatment strictly observe all restrictions and precautions found in the Preemergent Applications and Spray Drift Precautions portions under the General Application Precautions section of this label.

Command 4 EC Herbicide plus CanopyR or PreviewR Herbicides EPP Conservation Tillage

Tank mix combination for broadening weed control spectrum.

Soil Texture*	Broadcast Rates Per Acre		
	Command	Canopy†	Preview††
Course, Medium and Fine	1.5-2 pints	5-6 oz.	6-8 oz.

- * Select lower to higher rates within the ranges noted based on lighter to heavier soil types.
- † Refer to Canopy label for geographical restrictions. Do not apply to soils with less than 0.5% organic matter. Observe all cautions and limitations on the labels of each product. Special attention must be paid to sections regarding planting depth, phosphate pesticide interaction, previous pesticides and sensitive soybean varieties on the Canopy label.
- †† Refer to Preview label for geographical restrictions. Do not use Command 4EC in combination with Preview on soils with less than 0.5% organic matter, or on soils with pH greater than 6.8 or on soils having a calcareous surface area as Preview injury to rotational crops may occur.

Weeds Controlled: Command plus Canopy

Grass Weeds

All species listed under the section Command Applied Alone Rates and Weeds Controlled.

Broadleaf Weeds

All species listed under the section Command Applied Alone Rates and Weeds Controlled, plus the following:

- Cocklebur*
- Copperleaf, hophornbeam*
- Hemp sesbania
- Morningglory* (Annual, Ivyleaf, Entireleaf, Pitted, Tall)
- Pigweed (Redroot, Smooth)
- Sicklepod*

Weeds Controlled: Command Plus Preview

Grass Weeds

All species listed under the section Command Applied Alone Rates and Weeds Controlled.

Broadleaf Weeds

All species listed under the section Command Applied Alone Rates and Weeds Controlled, plus the following:

- Burcucumber*
- Carpetweed
- Cocklebur*
- Copperleaf, hophornbeam
- Giant Ragweed*
- Morningglory* (Annual, Tall, Ivyleaf, Pitted, Entireleaf)
- Mustards
- Pigweed
- Spurge, spotted
- Sunflower*

* Partially Controlled

Large seeded weeds, germinating deep in the soil, such as morningglory, sicklepod and cocklebur or weeds with subsequent flushes may require a cultivation or an application of a postemergence herbicide for season long control.

* NOTE: Control of morningglory, sunflower, cocklebur and giant ragweed may be erratic ranging from poor to excellent depending upon soil temperature, time of weed seed germination, depth of weed seed in the soil, and the amount and timing of soil moisture. Control may be improved with timely cultivation.

When applying tank mixtures of Command 4 EC plus Canopy or Preview observe application precautions, rotational guidelines and replanting instructions of each product's label.

Command 4 EC Herbicide EPP Followed by Postemergence Applications of Pursuit^R Herbicide

Following an EPP application of Command 4 EC herbicide a postemergence application of Pursuit herbicide can be made to broaden the weed control spectrum.

<u>Soil Texture*</u>	<u>Broadcast Rates Per Acre</u>	
	<u>Command*</u>	<u>Pursuit⁺, ⁺⁺</u>
Course, Medium and Fine	1.5-2 pints	2-3 oz.

* Select lower to higher rates within the ranges noted based on lighter to heavier soil types.

+ Application of Command 4 EC herbicide will reduce competition from the above weeds. This allows for control of light to moderate infestations with a postemergence application of Pursuit herbicide at the noted rate. Application should be made to weeds less than one inch tall.

++ Postemergence application requires specific additives. Refer to current Pursuit label for specific directions.

BEST AVAILABLE COPY

Command 4 EC herbicide EPP followed by Pursuit Postemergence

<u>Weeds Controlled*</u>	<u>Maximum Height</u>
Cocklebur	1"
Pigweed	1"
Nightshade	1"
- Black	
- Eastern black	
- Hairy	
Mustard species	1"
Smartweed, Pennsylvania	1"

*In addition to the weeds controlled by Command 4 EC alone.

Erratic control may occur under heavy weed infestations. Control may be improved by cultivating approximately 14 days after the postemergence treatment.

DO NOT apply Pursuit herbicide with ground equipment when wind velocity is greater than 10 mph, or when spray may be carried to sensitive crops. Sensitive crops include leafy vegetables, sugar beets and cotton.

Refer to the General Application Instructions portion of this label and to the Pursuit herbicide label for specific application instructions. Observe all application precautions, rotational guidelines and replanting instructions of each product's label when applying each product.

DRILL 'N DRAG APPLICATIONS

For conservation tillage use of Command 4EC herbicide where soil incorporated applications are required, and the timing for EPP treatments has passed, Command 4 EC may be applied using no-till drills capable of incorporating Command 4 EC (i.e., "Drill 'N Drag"™ type equipment). The following conditions apply:

- 1) Drills which result in incorporation, including Great Plains[®] Drills, Tye[®] Drills and Crustbuster[®] Drills which are equipped with fluted or rippled coulters and spring tines or harrows may be used. John Deere[®] Drills may be used but must employ spring tines or the equivalent to enhance incorporation. Drills should be operated at speeds greater than 6 mph to ensure enough soil is moved to incorporate Command 4 EC. Other minimum-till/no-till drill equipment may be used for "Drill and Drag" application of Command 4 EC herbicide as long as their operation results in soil mixing.

BEST AVAILABLE COPY

- 2) When utilizing the "Drill and Drag" technique DO NOT APPLY Command 4 EC herbicide within 1,000 feet of subdivisions and towns, commercial vegetable production (except sweet corn) commercial fruit production, commercial nurseries and commercial greenhouses. Caution must be taken to minimize spray drift as off-site movement of Command herbicide can cause foliar whitening or yellowing of some plants (refer to plant listing, and Spray Drift Precautions under the General Application Precautions section of this label).
- 3) Where soybean planting and Command 4 EC application using the "Drill and Drag" technique is not a one-pass operation, drilling of soybean seeds must occur immediately after Command 4 EC application on wet soils and within 8 hours on dry soils.
- 4) All other cautions and precautionary statements (sprayer cleanup, use rates, rotational cropping precautions and restrictions, etc.) on the Command 4 EC label must be followed.