




**DANGER—POISON—PRECAUTIONS**

**POISONOUS IF SWALLOWED**

This product can kill you if swallowed even in small amounts: spray mist or dust may be fatal if swallowed.



**POISONOUS BY SKIN CONTACT**

Poisonous if touched by hands or spilled or splashed on skin, in eyes or on clothing (liquid goes through clothes.)



**POISONOUS IF BREATHED**

Breathing vapors, spray mist or dust may be fatal.

**POISONOUS TO FISH AND WILDLIFE**

This product is toxic to fish and wildlife. Birds and other wildlife in treated areas may be killed. Keep out of any body of water. Do not apply when weather conditions favor drift from treated areas. Do not apply where run-off is likely to occur.

**NOT FOR HOME USE**

**CODE  
30072**



**GAL.  
NET**

**STOP! READ THE LABEL!**



**DANGER  
Keep out of reach  
of children**

**CAN KILL YOU**

**POISON**  
See side panels  
for antidote  
and precautions

**METHYL PARATHION 5.0 MISCIBLE**

|  |       |
|--|-------|
| <b>ACTIVE INGREDIENTS:</b>                         |       |
| *O, O-Dimethyl O-p-nitrophenyl thiophosphate ..... | 54.7% |
| Petroleum Distillate .....                         | 35.3% |
| <b>INERT INGREDIENTS:</b> .....                    | 10.0% |
| *Methyl Parathion                                  |       |

CONTAINS 5 LBS. METHYL PARATHION PER GALLON



**NIAGARA CHEMICAL DIVISION  
FMC CORPORATION  
MIDDLEPORT, N. Y.  
FRESNO, CALIFORNIA**



RICHMOND, CALIF. • YAKIMA, WASHINGTON

**USE ONLY WHEN WEARING THE  
EQUIPMENT AND CLOTHING  
FOLLOWING PROTECTIVE**

- (1) Wear water-proof pants, coat, hat, rubber boots or rubber overshoes.
- (2) Wear safety goggles.
- (3) Wear mask or respirator approved by the U.S. Bureau of Mines for methyl parathion protection.
- (4) Wear heavy duty, natural rubber gloves.

**WORK SAFETY RULES**

Keep all unprotected persons and children away from treated area or where there is danger of drift.

Do not rub eyes or mouth with hands. If you feel sick in any way, STOP work and get help right away. Call a doctor (physician), clinic or hospital—immediately. Explain that the victim has been exposed to methyl parathion and describe his condition. After first aid is given (see First Aid Treatment Section) and if a doctor cannot come, take victim to clinic or hospital.

**IMPORTANT!** Before removing gloves, wash them with soap and water. Always wash hands, face and arms with soap and water before smoking, eating or drinking.

**AFTER WORK,** take off all work clothes and shoes. Shower, using soap and water. Wear only clean clothes when leaving job. Do not wear contaminated clothing. Wash protective clothing and protective equipment with soap and water after each use. Respirator should be cleaned and filter replaced according to instructions included with respirator.

EPA Reg. No. 279-1431AA

**POISON SIGNS**

METHYL PARATHION is a very toxic material. It rapidly enters the body on all surfaces and eyes. Clothing material must be removed immediately. Victims must receive prompt medical attention or they may die.

Some of the signs and symptoms are: Headache, nausea, vomiting, weakness, blurred vision, pin-point pupils, chest, labored breathing, nervousness, watering of eyes, drooling or salivation, and nose, muscle spasms and

**FIRST AID TREATMENT**

Call a doctor (physician), clinic or hospital immediately. Explain that the victim has been exposed to methyl parathion and describe his condition.

If breathing has stopped, start artificial respiration immediately and maintain it until the victim breathes.

If swallowed and victim is conscious, make him vomit quickly. Do not use a sticking finger down throat or or strong salty water to drink. If unconscious, never give anything. Keep quiet. See doctor immediately.

In case of contact, immediately wash with plenty of water for at least 15 minutes, removing contaminated clothing. See doctor immediately.

ING THE  
THING  
TIVE

hat, rubber  
Wear safety  
tor approved  
hyl parathion  
atural rubber

ES  
children away  
is danger of

ands. If you  
and get help  
(an), clinic or  
at the victim  
hion and de-  
is given (see  
a doctor can-  
spital.

s, wash them  
t hands, face  
ore smoking,

clothes and  
water. Wear  
job. Do not  
sh protective  
with soap and  
r should be  
g to Instruc-



## POISON SIGNS (Symptoms)

**METHYL PARATHION** is a very dangerous poison. It rapidly enters the body on contact with all skin surfaces and eyes. Clothing wet with this material must be removed immediately. Exposed persons must receive prompt medical treatment or they may die.

Some of the signs and symptoms of poisoning are: Headache, nausea, vomiting, cramps, weakness, blurred vision, pin-point pupils, tightness in chest, labored breathing, nervousness, sweating, watering of eyes, drooling or frothing of mouth and nose, muscle spasms and coma.

## FIRST AID TREATMENT

Call a doctor (physician), clinic or hospital immediately. Explain that the victim has been exposed to methyl parathion and describe his condition.

If breathing has stopped, start artificial respiration immediately and maintain until doctor sees victim.

If swallowed and victim is awake (conscious) make him vomit quickly. Induce vomiting by sticking finger down throat or by giving soapy or strong salty water to drink. Repeat until vomit is clear. Never give anything by mouth to an unconscious person. Have victim lie down and keep quiet. See doctor immediately.

In case of contact, immediately flush eyes or skin with plenty of water for at least 15 minutes while removing contaminated clothing and shoes. See doctor immediately.

## NOTE TO PHYSICIAN

Antidote—administer atropine sulfate in large doses, TWO to FOUR mg. intravenously or intramuscularly as soon as cyanosis is overcome. Repeat at 5 to 10 minute intervals until signs of atropinization appear. 2-PAM chloride is also antidotal and may be administered in conjunction with atropine. **DO NOT GIVE MORPHINE OR TRANQUILIZERS.** Methyl parathion is a strong cholinesterase inhibitor affecting the central and peripheral nervous systems and producing cardiac and respiratory depression. At first sign of pulmonary edema, the patient should be given supplemental oxygen and treated symptomatically. Continued absorption of the poison may occur and fatal relapses have been reported after initial improvement; **VERY CLOSE SUPERVISION OF THE PATIENT IS INDICATED FOR AT LEAST 48 HOURS.**

For emergency assistance call  
716 — 735-3765

## POST TREATED AREA

Consult your State Agricultural Extension Service or Experiment Station regarding posting treated areas.

## CONTAINER DISPOSAL

See accompanying product information label.

## CROP USE DIRECTIONS

Use only according to accompanying label instructions.

Printed in U. S. A.

## USAGE CAUTIONS

This product is toxic to fish and wildlife. Keep out of any body of water. Birds feeding in treated areas may be killed. Apply this product only as specified on this label. Do not apply where run-off is likely to occur. Do not apply when weather conditions favor drift from areas treated.

This product is highly toxic to bees exposed to direct treatment or residues on crops. Protective information may be obtained from your Cooperative Agricultural Extension Service.

## DISPOSAL

Do not re-use empty 2 and 5 gallon containers. Destroy it by perforating or crushing. Return drum to reconditioner or destroy it by perforating or crushing. Bury or discard in a safe place away from water supplies.

**DO NOT CONTAMINATE FEED OR FOODSTUFFS**  
**DO NOT USE IN UNDILUTED FORM**  
**DO NOT STORE BELOW 20° F.**

## WARNING! FLAMMABLE

KEEP AWAY FROM HEAT AND OPEN FLAME. KEEP CONTAINER CLOSED. LEAKING PACKAGES SHOULD BE REMOVED TO A SAFE PLACE.

DO NOT USE IN A MANNER OR AT A TIME OTHER THAN IN ACCORDANCE WITH LABEL DIRECTIONS BECAUSE ANIMAL, PLANT OR CROP INJURY, ILLEGAL RESIDUES OR OTHER UNDESIRABLE RESULTS MAY OCCUR.

## Dealers Should Sell in Original Packages Only.

**TERMS OF SALE OR USE:** On purchase or use of this product buyer and user agree to the following conditions:

**WARRANTY:** Niagara warrants that this product, as of the time of sale by Niagara, (1) conforms to the ingredient statement on the label, and (2) is reasonably fit for the purposes set forth in the Directions for Use. **EXCEPT AS SO WARRANTED THE PRODUCT IS SOLD AS IS. NIAGARA MAKES NO OTHER WARRANTY EXPRESS OR IMPLIED.**

**DAMAGES:** Buyer's or user's exclusive remedy for damages for breach of warranty or negligence shall be limited to direct damages not exceeding the purchase price paid and shall not include incidental or consequential damages. Notice of any claim must be reported to Niagara within 10 days of discovery by buyer or user, failing which buyer or user waives any claim for such damage.

**EXCUSE FROM NON-CONTROLLABLE CONDITIONS:** Because of certain critical conditions created or incurred by buyer or user or over which Niagara has no control, buyer and user, as a condition of purchase or use, assume responsibility for and release Niagara from, liability arising out of the handling or use of the product attributable to such causes. No person is authorized to vary or waive any statement contained herein.

## DIRECTIONS FOR USE

### NOT FOR USE OR STORAGE IN OR AROUND THE HOME

Apply when insects first appear and repeat as necessary. Apply recommended rates in sufficient water to thoroughly cover one acre. With ground application equipment apply a minimum of 10 gallons; by air apply a minimum of 2 gallons of finished spray per acre. Do not use in undiluted form. Observe days interval between last application and harvest indicated by number in ( ) following the crop.

**LETTUCE (21), SPINACH (21):** Aphids, Armyworms (up to 3rd instar), Flea Beetle, Leafhopper — Use 1 to 1½ pints per acre.

**ON ALFALFA** grown for seed, use 10 fluid ounces per acre for the control of Stink Bugs. Do not apply within 15 days of harvest. Do not feed treated forage to meat or dairy animals.

**ON ALFALFA (Seed and Hay) (Other than California):** to control Alfalfa Weevil Larvae — Use 10 ounces per acre. Apply when buds and shoots first appear ragged or when larval counts first reach 15 per sweep. Do not apply within 15 days of harvest or grazing.

**ALFALFA (Seed and Hay), CLOVER (Seed and Hay), VETCH:** (other than California) Spotted Alfalfa Aphid — Use ½ to 2 pints per acre. Aphids, Armyworms (up to 3rd instar), Leafhoppers — Use ½ to 2 pints per acre. At a rate

of 1½ p  
of harve  
20 days

ALFAL  
(15), VE  
Aphids,  
8 fluid o  
grazing.

SMALL  
Aphids -  
instar),

ARTICH  
(15), PE  
Fleabeet  
use treat

BEANS  
BROCC  
(21), CA  
3rd insta  
per acre

ONIONS  
per acre

### DIRECTIONS FOR USE

#### NOT FOR USE OR STORAGE IN OR AROUND THE HOME

Apply when insects first appear and repeat as necessary. Apply recommended rates in sufficient water to thoroughly cover one acre. With ground application equipment apply a minimum of 10 gallons; by air apply a minimum of 2 gallons of finished spray per acre. Do not use in undiluted form. Observe days interval between last application and harvest indicated by number in ( ) following the crop.

**LETTUCE (21), SPINACH (21):** Aphids, Armyworms (up to 3rd instar), Flea Beetle, Leafhopper – Use 1 to 1½ pints per acre.

**ON ALFALFA** grown for seed, use 10 fluid ounces per acre for the control of Stink Bugs. Do not apply within 15 days of harvest. Do not feed treated forage to meat or dairy animals.

**ON ALFALFA (Seed and Hay) (Other than California):** to control Alfalfa Weevil Larvae – Use 10 ounces per acre. Apply when buds and shoots first appear ragged or when larval counts first reach 15 per sweep. Do not apply within 15 days of harvest or grazing.

**ALFALFA (Seed and Hay), CLOVER (Seed and Hay), VETCH: (other than California)** Spotted Alfalfa Aphid – Use ½ to 2 pints per acre. Aphids, Armyworms (up to 3rd instar), Leafhoppers – Use ½ to 2 pints per acre. At a rate

of 1½ pints or less per acre do not apply within 15 days of harvest. At a rate above 1½ pints do not apply within 20 days of harvest.


**ALFALFA (Seed and Hay) (15), CLOVER (Seed and Hay) (15), VETCH (15) (California Only)** Spotted Alfalfa Aphid, Aphids, Armyworms (up to 3rd instar), Leafhoppers – Use 8 fluid ounces per acre. Do not apply within 15 days of grazing.

**SMALL GRAINS (Barley (15), Oats (15), Wheat (15) ): Aphids – Use ½ to 1 pint per acre. Armyworms (up to 3rd instar), Leafhoppers – Use 1 pint per acre.**

**ARTICHOKES (7), CELERY (15), CARROTS (15), PEAS (15), PEPPERS (15):** Aphids, Armyworms (up to 3rd instar), Fleabeetles, Leafhoppers – Use 1½ pints per acre. Do not use treated carrot tops for food or feed.

**BEANS (Dry 15) (Green and Lima 21), TOMATOES (15), BROCCOLI (21), BRUSSELS SPROUTS (21), CABBAGE (21), CAULIFLOWER (21):** Aphids, Armyworms (up to 3rd instar), Flea Beetles, Leafhoppers – Use 1½ to 2 pints per acre.

**ONIONS (15):** To control Thrips – Use 2, 3 to 1-1 3 pints per acre.



## METHYL PARATHION MIXTURE, LIQUID

SEE LABEL FOR FURTHER DIRECTIONS

IS  
pp out of any body of water  
l. Apply this product only as  
in-off is likely to occur. Do not  
om areas treated  
to direct treatment or residues  
ained from your Cooperative

ers. Destroy it by perforating  
r destroy it by perforating or  
y from water supplies.  
OR FOODSTUFFS  
TED FORM  
/ 20° F.

ABLE  
E. KEEP CONTAINER CLOSED.  
TO A SAFE PLACE  
OTHER THAN IN ACCORDANCE  
L, PLANT OR CROP INJURY  
RESULTS MAY OCCUR

al Packages Only.  
use of this product buyer and

uct, as of the time of sale by  
ment on the label, and (2) is  
Directions for Use. EXCEPT  
LD AS IS. NIAGARA MAKES  
IED.

ly for damages for breach of  
ect damages not exceeding the  
ental or consequential damages.  
ra within 10 days of discovery  
ives any claim for such damage.

DITIONS: Because of certain  
or user or over which Niagara  
m of purchase or use, assume  
ility arising out of the handling  
es. No person is authorized to

### DIRECTIONS FOR USE

#### NOT FOR USE OR STORAGE IN OR AROUND THE HOME

Apply when insects first appear and repeat as necessary. Apply recommended rates in sufficient water to thoroughly cover one acre. With ground application equipment apply a minimum of 10 gallons; by air apply a minimum of 2 gallons of finished spray per acre. Do not use in undiluted form. Observe days interval between last application and harvest indicated by number in ( ) following the crop.

**LETTUCE (21), SPINACH (21):** Aphids, Armyworms (up to 3rd instar), Flea Beetle, Leafhopper – Use 1 to 1½ pints per acre.

**ON ALFALFA** grown for seed, use 10 fluid ounces per acre for the control of Stink Bugs. Do not apply within 15 days of harvest. Do not feed treated forage to meat or dairy animals.

**ON ALFALFA (Seed and Hay) (Other than California):** to control Alfalfa Weevil Larvae – Use 10 ounces per acre. Apply when buds and shoots first appear ragged or when larval counts first reach 15 per sweep. Do not apply within 15 days of harvest or grazing.

**ALFALFA (Seed and Hay), CLOVER (Seed and Hay), VETCH: (other than California)** Spotted Alfalfa Aphid – Use ½ to 2 pints per acre. Aphids, Armyworms (up to 3rd instar), Leafhoppers – Use ½ to 2 pints per acre. At a rate

of 1½ pints or less per acre do not apply within 15 days of harvest. At a rate above 1½ pints do not apply within 20 days of harvest.


**ALFALFA (Seed and Hay) (15), CLOVER (Seed and Hay) (15), VETCH (15) (California Only)** Spotted Alfalfa Aphid, Aphids, Armyworms (up to 3rd instar), Leafhoppers – Use 8 fluid ounces per acre. Do not apply within 15 days of grazing.

**SMALL GRAINS (Barley (15), Oats (15), Wheat (15) ): Aphids – Use ½ to 1 pint per acre. Armyworms (up to 3rd instar), Leafhoppers – Use 1 pint per acre.**

**ARTICHOKES (7), CELERY (15), CARROTS (15), PEAS (15), PEPPERS (15):** Aphids, Armyworms (up to 3rd instar), Fleabeetles, Leafhoppers – Use 1½ pints per acre. Do not use treated carrot tops for food or feed.

**BEANS (Dry 15) (Green and Lima 21), TOMATOES (15), BROCCOLI (21), BRUSSELS SPROUTS (21), CABBAGE (21), CAULIFLOWER (21):** Aphids, Armyworms (up to 3rd instar), Flea Beetles, Leafhoppers – Use 1½ to 2 pints per acre.

**ONIONS (15):** To control Thrips – Use 2 3 to 1-1 3 pints per acre.



METHYL PARATHION MIXTURE

LIQUID