

DIPEL 2X WDG
BIOLOGICAL INSECTICIDE

WATER DISPERSIBLE GRANULE
BIOLOGICAL INSECTICIDE

Active Ingredient:


<i>Bacillus thuringiensis</i> , subsp. <i>kurstaki</i> 38, 232 International Units of Potency per mg (17.35 Billion International Units per Pound).....	7.65% w/w
Inert Ingredients.....	92.35% w/w
Total.....	100.00% w/w

Potency units should not be used to adjust use rates beyond those specified in the Directions for Use Section.

KEEP OUT OF REACH OF CHILDREN

CAUTION

REVISED



EPA Registration No. 275-87
EPA Est. No. 33762-IA-1

STATEMENT OF PRACTICAL TREATMENT


In case of contact with eyes or skin, immediately flush eyes or skin with plenty of water. Get medical attention if irritation persists.

PRECAUTIONARY STATEMENTS

HAZARDS TO HUMANS

CAUTION:

Harmful if swallowed, inhaled, or absorbed through the skin. May cause eye irritation. Avoid breathing dust or spray mist. Avoid contact with skin, eyes, or clothing. Wash thoroughly with soap and water after handling. Remove contaminated clothing and wash before reuse.



Personal Protective Equipment

Applicators and other handlers must wear:

- Long-sleeved shirt and long pants
- Waterproof gloves.
- Shoes plus socks.
- Dust/mist respirator (MSHA/NIOSH approval number prefix TC-21C).

Follow manufacturer's instructions for cleaning/maintaining PPE. If no such instructions for washables, use detergent and hot water. Keep and wash PPE separately from other laundry.


User Safety Recommendations

Users should:

- Wash hands before eating, drinking, chewing gum, using tobacco or using the toilet

ENVIRONMENTAL HAZARDS

Do not contaminate water when disposing of equipment washwaters.



AGRICULTURAL USE REQUIREMENTS

Use this product only in accordance with its labeling and with the Worker Protection Standard, 40 CFR part 170. This Standard contains requirements for the protection of agricultural workers on farms, forests, nurseries, and greenhouses, and handlers of agricultural pesticides. It contains requirements for training, decontamination, notification and emergency assistance. It also contains specific instructions and exceptions pertaining to the statements on this label about personal protective equipment (PPE), and restrictive entry interval. The requirements in this box only apply to uses of this product that are covered by the Worker Protection Standard.

Do not apply this product in a way that will contact workers or other persons, either directly or through drift. Only protected handlers may be in the area during application.

Do not enter or allow worker entry into treated areas during the restricted entry interval (REI) of 4 hours.

PPE required for early entry to treated areas that is permitted under the Worker Protection Standard and that involves contact with anything that has been treated, such as plants, soil, or water is:

- Coveralls.
- Waterproof gloves.
- Shoes plus socks.

STORAGE AND DISPOSAL

Do not contaminate water, food or feed by storage or disposal.

Storage: Reclose containers of unused DiPel 2X WDG. Store in a dry place inaccessible to children and out of sunlight.

Pesticide Disposal: Wastes resulting from the use of this product may be disposed of on site or at an approved waste disposal facility.

Container Disposal:

Plastic Bottle: Triple rinse (or equivalent). Then offer for recycling or reconditioning, or puncture and dispose of in a sanitary landfill, or incineration, or, if allowed by state and local authorities, by burning. If burned, stay out of smoke.

Metal can: Triple rinse (or equivalent). Then offer for recycling or reconditioning, or puncture and dispose of in a sanitary landfill, or by other procedures approved by state and local authorities.

DIRECTIONS FOR USE

Do not apply this product through any type of irrigation system.

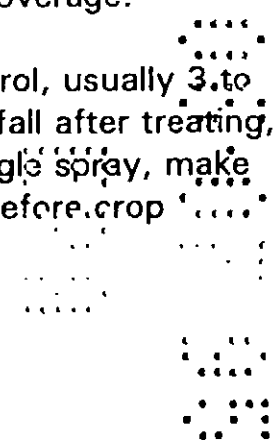
It is a violation of Federal law to use this product in a manner inconsistent with its labeling. For any requirements specific to your State or Tribe, consult the agency responsible for pesticide regulation.

Days to Harvest: There are no restrictions on applying DiPel 2X WDG up to the time of harvest. Individual state regulations may vary and should be consulted for allowable pre-harvest application intervals.

Sites: DiPel 2X WDG may be used for any labeled pest in both field and greenhouse use.

DiPel 2X WDG is an insecticide for use against listed caterpillars (larvae) of lepidopterous insects. Close scouting and early attention to infestations is highly recommended. Larva must eat deposits of DiPel 2X WDG to be affected. Always follow these directions:

- Treat when larvae are young (early instars) before the crop is damaged.
- Larvae must be actively feeding on treated, exposed plant surfaces.
- Thorough spray coverage is needed to provide a uniform deposit of DiPel 2X WDG at the site of larval feeding. Use overhead and drop nozzles to obtain good spray coverage on both sides of foliage. Use sufficient spray volume to insure uniform deposition on all plant surfaces.
- Under heavy pest population pressure, use the higher label rates, shorten the spray interval, and/or raise spray volume to improve spray coverage.
- Repeat applications at an interval sufficient to maintain control, usually 3 to 14 days depending on plant growth rate, moth activity, rainfall after treating, and other factors. If attempting to control a pest with a single spray, make the treatment when egg hatch is essentially complete, but before crop damage occurs.



- A spreader-sticker which has been approved for use on growing and harvested crops should be added for hard-to-wet crops such as cabbage, or to improve weather-fastness of the spray deposits.
- DiPel 2X WDG is a non-restricted use pesticide and does not require a restricted use permit for purchase and use.
- DiPel 2X WDG may be tank mixed with other labeled insecticides to enhance control. Use of the resulting tank mix must be in accordance with the more restrictive label limitations and precautions. No dosage rates should be exceeded. This product cannot be mixed with any product containing a label prohibition against such mixing. Before tank mixing DiPel 2X WDG with other labeled products, including spreader stickers, check for tank mix compatibility.

After ingesting a lethal dose of DiPel 2X WDG, larvae stop feeding within the hour, and will die within several hours to 3 days. Mortality varies with larval size (instar), lepidopteran species, and dose consumed. Following ingestion, larvae become sluggish, discolor, then shrivel, blacken and die. Smaller larvae die more quickly.


DiPel 2X WDG may be applied in conventional ground or aerial equipment with quantities of water sufficient to provide uniform coverage of infested plant parts. The volume of water needed per acre will depend on crop development, relative humidity, spray equipment, and local experience. Usually, selection of moderate to high spray volume will provide the best results in most equipment. For optimal results, use at least 3 gallons of water per acre by air; exception arid areas, where 5 to 10 gallons are required. Add water to the mix tank and provide moderate agitation. With agitating, add the required amount of DiPel 2X WDG. Continue agitation, and add other spray materials, if any. Add remaining water, if any, and agitate until fully mixed. Maintain the suspension with moderate agitation while loading and spraying. Do not mix more DiPel 2X WDG than can be used in a 3 day period.

For Smaller Spray Volumes:

<u>If Rate is</u>	<u>Use This Amount</u>		
	<u>Per Gallon (wt)</u>		
1/4 lb./acre or 100 gals.	1/2 tsp.	(0.04 oz)
1/2 lb./acre or 100 gals.	1 tsp.	(0.08 oz)
1 lb./acre or 100 gals.	2 tsps.	(0.16 oz)
2 lb./acre or 100 gals.	4 tsps.	(0.32 oz)

APPLICATION RATE

Crop Group (Miscellaneous)	Pests	Pounds/Acre
Alfalfa (Hay and Seed), Hay and Other Forage Crops	Looper	1/2 - 1
	Alfalfa Caterpillar	1/2 - 1
	European Skipper (Essex Skipper)	1/2 - 1
	Armyworm ¹	1 - 2
Berries and Small Fruit such as Grape Strawberry, and Blackberry	Grapeleaf Skeletonizer (ground only)	1/2 - 1
	Grape Leafroller	1/2 - 1
	Achema Sphinx Moth (Hornworm)	1/2 - 1
	Saltmarsh Caterpillar (ground only)	1/2 - 1
	Omnivorous Leafroller (ground only)	1/2 - 1
	Looper	1/2 - 1
	Orange Tortrix	1/2 - 1
	Oblique Banded Leafroller	1/2 - 1
	Armyworm ¹	1 - 2
	Tobacco Budworm	1/2 - 2
	Grape Berry Moth	1/2 - 1
	Melonworm	1/2 - 1
	Cutworm	1/2 - 1
	Bulb such as Garlic and Onion (green and bulb)	Looper
Omnivorous Leafroller		1/2 - 1
Hornworm		1/4 - 1
Imported Cabbageworm		1/4 - 1
Diamondback Moth ¹		1/4 - 1
Green Cloverworm		1/2 - 1
Webworm		1/2 - 1
Saltmarsh Caterpillar		1/2 - 1
Armyworm ¹		1 - 2
Cutworm		1/2 - 1
Cross-striped Cabbageworm		1/2 - 1
Heliothis	1/2 - 2	




APPLICATION RATE, (Continued)

Crop Group (Miscellaneous)	Pests	Pounds/Acre
Cucurbit Vegetables such as Melon, Cucumber and Squash	Looper	1/2 - 1
	Melonworm	1/2 - 1
	Rindworm complex	1/2 - 1
	Armyworm ¹	1 - 2
Flowers, Bedding Plants and Ornamentals (Ground application only)*	Looper	1/4 - 1
	Tobacco Budworm	1/4 - 1
	Omnivorous Looper	1/4 - 1
	Omnivorous Leafroller	1/4 - 1
	Diamondback Moth	1/4 - 1
	Armyworm ¹	1 - 2
	Ello Moth (Hornworm)	1/4 - 1
	Io Moth	1/4 - 1
	Oleander Moth	1/4 - 1
	Azalea Caterpillar	1/4 - 1
Fruiting Vegetables such as Tomato, Pepper and Eggplant	Looper	1/2 - 1
	Hornworm	1/4 - 1
	Tomato Fruitworm	1/2 - 1
	Variiegated Cutworm	1/2 - 1
	Saltmarsh Caterpillar	1/2 - 1
	Armyworm ¹	1 - 2
Greenhouse/Shadehouse and Outdoor Nursery Crops such as Leafy, Herbs, Brassica and Fruiting groups	Looper	1/2 - 1
	Heliothis	1/2 - 2
Herbs, Spices and Mints such as Basil, Chive, Dill Leek and Peppermint	Looper	1/2 - 1
	Saltmarsh Caterpillar	1/2 - 1
	Armyworm ¹	1 - 2

APPLICATION RATE, (Continued)


Crop Group (Miscellaneous)	Pests	Pounds/Acre
Leafy and Cole Crops such as Lettuce (head and leaf), Kale, Celery, Spinach, Broccoli, Cabbage, Mustard Greens, Brussels Sprout, Cauliflower, Collard, Chinese Cabbage, Endive Kohlrabi and Parsley	Looper	1/2 - 1
	Omnivorous Leafroller	1/2 - 1
	Hornworms	1/4 - 1
	Imported Cabbageworm	1/4 - 1
	Diamondback Moth ¹	1/4 - 1
	Green Cloverworm	1/2 - 1
	Webworm	1/2 - 1
	Saltmarsh Caterpillar	1/2 - 1
	Armyworm ¹	1 - 2
	Cutworm	1/2 - 1
	Cross-striped Cabbageworm	1/2 - 1
	Heliothis	1/2 - 2
Legume Vegetables such as Bean, Pea, Lentil and Soybean	Looper	1/2 - 1
	Soybean Looper	1/2 - 1
	Green Cloverworm	1/4 - 1
	Velvetbean Caterpillar	1/4 - 1
	Armyworm ¹	1 - 2
	Podworm	1/2 - 1
Root and Tuber such as Carrot, Potato, Beet and Sugarbeet	Looper	1/2 - 1
	Omnivorous Leafroller	1/2 - 1
	Hornworm	1/4 - 1
	Imported Cabbageworm	1/4 - 1
	Diamondback Moth ¹	1/4 - 1
	Green Cloverworm	1/2 - 1
	Webworm	1/2 - 1
	Saltmarsh Caterpillar	1/2 - 1
	Armyworm ¹	1 - 2
	Cutworm	1/2 - 1
Cross-striped Cabbageworm	1/2 - 1	
Heliothis	1/2 - 2	
Stone Fruit such as Cherry, Plum, Peach, Prune, and Nectarine	Redhumped Caterpillar	1/2 - 2
	Tent Caterpillar	1/2 - 2
	Omnivorous Leafroller	1/2 - 2
	Fall Webworm	1/2 - 2



APPLICATION RATE, (Continued)


Crop Group (Miscellaneous)	Pests	Pounds/Acre
Pome Fruit such as Apple and Pear Tree Nuts such as Almond, Pecan, Walnut and Filbert Pomegranate	Walnut Caterpillar	1/2 - 2
	Cankerworm	1/2 - 2
	Gypsy Moth	1/2 - 2
	Variogated Leafroller	1/2 - 2
	Redbanded Leafroller	1/2 - 2
	Tufted Apple Budmoth	1/2 - 2
	Fruittree Leafroller	1/2 - 2
	Oriental Fruit Moth	1/2 - 2
	Cutworm	1/2 - 2
	Filbert Leafroller	1/2 - 2
	Obliquebanded Leafroller	1/2 - 2
	Codling Moth	1/2 - 2
	Armyworm ¹	1 - 2
	Twig Borer	1/2 - 2
Small Grains (Ground application only)	Looper	1/2 - 1
	Armyworm ¹	1 - 2
Tropical Fruits	Hornworm	1/2 - 2
	Leafroller	1/2 - 2
	Omnivorous Looper	1/2 - 2
	Looper	1/2 - 2

*For best results, use a ground applicator, a minimum of 50 gallons total mix per acre, 50-100 psi and 3-7 nozzles per bed.



APPLICATION RATE, (Continued)

OTHER CROPS:	Pests	Pounds/Acre
Asparagus	Armyworm ¹	1/2 - 2
Avocado	Amorbia Moth	1/2 - 2
	Omnivorous Leafroller	1/2 - 2
	Omnivorous Looper	1/2 - 2
	Orange Tortrix	1/2 - 2
	Spanworm	1/2 - 2
Bananas	Banana Skipper	1/2 - 1
Citrus	Fruittree Leafroller	1/2 - 2
	Orangedog	1/4 - 1
	Citrus Cutworm ³	1/2 - 2
Corn (Sweet and Field and Sorghum)	Armyworm ¹	1 - 2
	Headworm	1/2 - 1
	European Corn Borer	1/2 - 2
Cotton	Tobacco Budworm ²	1/2 - 2
	Cotton Bollworm ²	1/2 - 2
	Looper	1/2 - 1
	Saltmarsh Caterpillar	1/2 - 1
	Armyworm ¹	1 - 2
Hop	Looper	1/2 - 1
	Armyworm ¹	1 - 2
Kiwi Fruit	Omnivorous Leafroller	1/2 - 2
Malanga	Saltmarsh Caterpillar	1/2 - 1
	Armyworm ¹	1 - 2
Peanut	Looper	1/2 - 1
	Velvetbean Caterpillar	1/2 - 1
	Green Cloverworm	1/4 - 1
	Podworm ¹	1/2 - 1




APPLICATION RATE, (Continued)

OTHER CROPS:	Pests	Pounds/Acre
Pineapple	Gummosos-Batrachedra Comosae (Hodges)	1/4 - 1/2
	Thecla-Thecla Basilides (Geyr)	1/4 - 1/2
Rape (Canola)	Looper	1/2 - 1
	Armyworm ¹	1 - 2
	Heliothis	1/2 - 2
Safflower	Looper	1/2 - 1
	Saltmarsh Caterpillar	1/2 - 1
	Armyworm ¹	1 - 2
Sunflower (Ground application only)	Looper	1/2 - 1
	Head Moth	1/2 - 1
Tobacco	Tobacco Budworm	1/2 - 1
	Hornworm	1/4 - 1
	Looper	1/2 - 1
Turf	Sod Webworm	1 - 2

¹DiPel 2X WDG may be used to control small armyworms and/or podworms (1st and 2nd instar) when populations are light and full coverage sprays are applied. Repeat treatment as necessary. If mature worms or heavy populations are present a contact insecticide should be used to enhance control.

²Use to control light to moderate populations of newly hatched worms in integrated pest management conditions. Repeat treatments at 4 to 5-day intervals as long as necessary and results are acceptable. Use in combination with ovicidal rates of labeled Heliothis ovicides.

³Apply to light to moderate populations of newly-hatched worms.



APPLICATION RATE (Continued)


DiPel 2X WDG for Trees and Forests⁴

<u>Crop</u>	<u>Pest</u>	<u>lbs/100 gallons⁵</u>
Forest, Shade, Sugar Maple Trees and Ornamentals (Ground application only)	Gypsy Moth	1/4 - 1
	Bagworm	1/4 - 1
	Redhumped Caterpillar	1/4 - 1
	Spring and Fall Cankerworm	1/4 - 1
	Fall Webworm	1/4 - 1
	Elm Spanworm	1/4 - 1
	Tent Caterpillar	1/4 - 1
	California Oakworm	1/4 - 1
	Pine Butterfly	1/4 - 1
	Spruce budworm	1/4 - 1
	Saddle Prominent Caterpillar	1/4 - 1
	Douglas Fir Tussock Moth	1/4 - 1
	Western Tussock Moth	1/4 - 1
	Fruittree Leafroller	1/4 - 1
	Blackheaded Budworm	1/4 - 1
	Mimosa Webworm	1/4 - 1
	Jack Pine Budworm	1/4 - 1
Saddleback Caterpillar	1/4 - 1	
Greenstriped Mapleworm	1/4 - 1	
Hemlock Looper	1/4 - 1	

⁴Forest, Shade, Sugar Maple Trees and Ornamentals.

⁵Rate for hydraulic sprayer. For mist blowers, mix the applicable amount (lbs.) in 10 gallons of water.

Note: Inclusion of a suitable spreader-sticker approved for forest insect control is recommended to improve coverage, rain fastness and/or resist wash-off.



APPLICATION RATE (Continued)

DiPel 2X WDG FOR STORED AGRICULTURAL COMMODITIES (For all states except California)

GRAINS, SOYBEANS, SUNFLOWER SEED, CROP SEED, CONDIMENTAL SEEDS, SPICES, HERBS, BIRDSEED* AND POPCORN*.

<u>Pest</u>	<u>Rate</u>
Indian Meal Moth ⁶ Almond Moth ⁶	3/8 lb. 100 by (undiluted And diluted) **


*For all states except California.

**As a surface treatment, apply 1/2 lb. DiPel 2X WDG in 5-10 gal. of water per 500 sq. ft. of grain surface area, mix into top 4 inches. For commodities coarser than shelled corn, increase depth of treatment according to the habit of the pest.

⁶For the control and prevention of these pests, apply DiPel 2X WDG in a constantly agitated water suspension to the top four inch surface layer of grain in the bin. Use a sprinkler can or sprayer to apply the suspension into the grain stream as the last (top) four inch layer is augured into the bin. Mix 1/20 lb. DiPel 2X WDG per gallon of water. Apply 0.6 pint of this mixture per bushel as grain is augured into storage. Or, sprinkle the suspension onto the surface of the grain in the bin and mix thoroughly with a scoop or rake to the depth of four inches. More thorough coverage may be achieved by dividing the recommended concentration into three applications and mixing the grain between applications.

For the protection of bagged grain including popcorn, apply the suspension to the entire grain mass and mix thoroughly prior to bagging.

Treatments can be applied to stored grain at any time, but for best results, make application immediately after harvest before moth activity occurs. In areas where late fall harvested grain is not subject to infestation because of low temperatures, application can be delayed until late winter or early spring before moth activity begins. Control for a full storage season should normally be expected; however, repeat application if infestation recurs.



APPLICATION RATE (Continued)

DiPel 2X WDG FOR STORED AGRICULTURAL COMMODITIES (For all states except California)

GRAINS, SOYBEANS, SUNFLOWER SEED, CROP SEED, CONDIMENTAL SEEDS, SPICES, HERBS, BIRDSEED* AND POPCORN*. (Continued)

This treatment controls the moth larvae. If an infestation is present when the grain is treated, moth emergence may continue for several days. If immediate control of severe infestations is desired, grain should be fumigated prior to application of this treatment. DiPel 2X WDG will not control weevils or other beetles.

PEANUT

<u>Pest</u>	<u>Rate</u>
Indian Meal Moth	1/4 lb./ton*
Almond Moth	

*Apply this rate to the top four to eight feet of nuts when filling the warehouse.

To prevent and control these pests, spray an even coating of DiPel 2X WDG on the farmer stock peanuts while filing the warehouse. To make the spray solution, mix 3-3/4 lbs. DiPel 2X WDG per 5 gallons of water. Apply to 15 tons of commodity. Do not pre-mix more spray solution than will be used within 12 hours. Keep the spray suspension agitated during application, and use pressures and nozzles sufficient to handle this suspension.

Before filling the warehouse, clean thoroughly, then spray interior of the facility with a DiPel 2X WDG suspension at the rate of 1/2 lb. DiPel 2X WDG per 100 gallons water. Spray enough suspension to wet all cracks and crevices.

For bagged peanuts, treat the entire quantity at the rate indicated above.



APPLICATION RATE

DiPel 2X WDG FOR STORED AGRICULTURAL COMMODITIES (Continued)

FLUE-CURED TOBACCO

<u>Pest</u>	<u>Rate</u>
Tobacco Moth	0.2 oz./100 lbs*

*Apply 0.2 ounce (approximately 2 1/2 tsps.) of DiPel 2X WDG in one quart of water per 100 pounds of tobacco as a fine mist spray. Avoid overwetting. Tobacco should have just enough moisture to be handled without shattering at the time of application.

Tobacco to be Stored up to Twelve Months.

Spray loose leaves as the tobacco is being bundled from the curing barn. For tobacco on sticks, treat both sides of leaves.

Stored Tobacco.

For tobacco which is to be carried over, rebundle or restack sticks, fluff up tobacco and spray loose leaves.

For tobacco that has been stored over three weeks, apply at first sign of infestation; promptly open bundles, spray loose leaves, then bundle.

Treatment of Storage Barns.

If tobacco has been treated, or is going to be treated, treatment of the floors and walls may be made to aid in control. Sweep out the area, especially cracks and corners, and all of the loose tobacco pieces in which the moth might breed. Make a spray mixture containing 1/2 oz. (6 tsps.) DiPel 2X WDG per 2 1/2 gallons of water. Apply this at a rate of 1/2 gallon per 1000 sq. ft. of surface area. Be sure to spray into cracks and between floorboards.

NOTICE TO USER

Seller makes no warranty, express or implied, of merchantability, fitness or otherwise concerning the use of this product other than as indicated on the label. User assumes all risks of use, storage or handling not in strict accordance with accompanying directions.

