



UNITED STATES ENVIRONMENTAL PROTECTION AGENCY
WASHINGTON, D.C. 20460

OFFICE OF CHEMICAL SAFETY
AND POLLUTION PREVENTION

August 3, 2016

Norma Pangilinan, Ph.D.
Registrations Manager
Bayer CropScience LP
2 T. W. Alexander Dr
Research Triangle Park, NC 27709

Subject: Non-PRIA (Pesticide Registration Improvement Act) Labeling Amendment – Addition of Revised Sprayer Instructions; Revised label statements to add “listed” to define pests, Addition of Marketing Claims related to packaging, and Addition of Alternate Brand-Names
Product Name: QRD 145
EPA Registration Number: 264-1161
Application Date: 10 May 2016
OPP Decision Number: 517431

Dear Dr. Pangilinan:

The amended labeling referred to above, submitted in connection with registration under the Federal Insecticide, Fungicide, and Rodenticide Act (FIFRA), as amended, is acceptable.

This approval does not affect any terms or conditions that were previously imposed on this registration. You continue to be subject to existing terms or conditions on your registration and any deadlines connected with them.

A stamped copy of your labeling is enclosed for your records. This labeling supersedes all previously accepted labeling. You must submit one (1) copy of the final printed labeling before you release this product for shipment with the new labeling. In accordance with 40 CFR § 152.130(c), you may distribute or sell this product under the previously approved labeling for 18 months from the date of this letter. After 18 months, you may only distribute or sell this product if it bears this new revised labeling or subsequently approved labeling. “To distribute or sell” is defined under FIFRA section 2(gg) and its implementing regulation at 40 CFR § 152.3.

Should you wish to add/retain a reference to your company’s website on your label, then please be aware that the website becomes labeling under FIFRA and is subject to review by Environmental Protection Agency (EPA). If the website is false or misleading, the product will be considered to be misbranded and sale or distribution of the product is unlawful under FIFRA section 12(a)(1)(E). 40 CFR § 156.10(a)(5) lists examples of statements the EPA may consider false or misleading. In addition, regardless of whether a website is referenced on your product’s label, claims made on the website may not substantially differ from those claims approved through the registration process. Therefore, should the EPA find or if it is brought to our attention that a website contains false or misleading statements or claims substantially differing from the EPA-approved registration, the website will be referred to the EPA’s Office of Enforcement and Compliance Assurance.

Your release for shipment of this product constitutes acceptance of these terms. If these terms are not complied with, this registration will be subject to cancellation in accordance with FIFRA section 6.

Page 2 of 2

EPA Reg. No. 264-1161


OPP Decision No. 517431

The following alternate brand names have been added to the product record:

- Bayer Advanced Natria Disease Control Ready-to-Spray
- Bayer Advanced Disease Control Ready-to-Spray
- Bayer Advanced Natria Disease Control Concentrate
- Bayer Advanced Disease Control Concentrate

If you have any questions, please contact Jennifer Wingert by phone at (703) 347-0100 or via email at wingert.jennifer@epa.gov.

Sincerely,

A handwritten signature in black ink, appearing to read "SEIICHI MURASAKI". The signature is written in a cursive style with some capital letters.

Seiichi Murasaki

Acting Product Manager 92

Microbial Pesticides Branch

Biopesticides and Pollution Prevention Division

Office of Pesticide Programs

Enclosure: Stamped Label

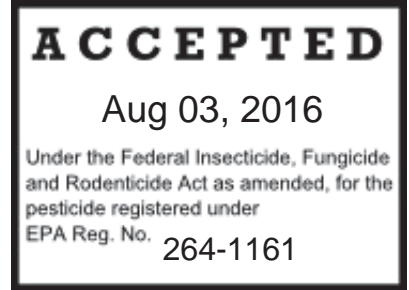
[Note to Reviewer: All text in brackets is optional language for the final printed container label.]

QRD 145

[Alternate Brand Names: QRD 145 Biofungicide, QRD 145 Garden Disease Control Concentrate]

[Alternate Names for Turf Label when sold for hose-end sprayers:]

- [QRD 145 Lawn Disease Control – Ready to Spray],
- [QRD 145 Turf Disease Control – Ready to Spray],
- [QRD 145 Lawn Disease Control],
- [QRD 145 Turf Disease Control],
- [QRD 145 Disease Control for Lawns - Ready to Spray],
- [QRD 145 Disease Control for Turf - Ready to Spray],
- [An Aqueous Suspension Biofungicide],
- [Bayer Advanced Natria Disease Control Ready-to-Spray],
- [Bayer Advanced Disease Control Ready to Spray],
- [Bayer Advanced Natria Disease Control Concentrate],
- [Bayer Advanced Disease Control Concentrate]



For Home and Garden Use

[For Home and Garden Use][For Home, Garden and [Lawn] [(Turf)] Use]
 [Optional/Alternate Statement: "NOP Logo: For Organic Gardening"]
 ["NOP Logo: For Organic Lawn Care"]

ACTIVE INGREDIENT:

QST 713 strain of dried *Bacillus subtilis**.....1.34%

OTHER INGREDIENTS.....98.66%

TOTAL: 100.00%

*Contains a minimum of 1 x 10⁹ cfu/g

EPA Reg. No. 264-1161

EPA Est.

KEEP OUT OF REACH OF CHILDREN CAUTION

[For MEDICAL And TRANSPORTATION Emergencies ONLY Call 24 Hours A Day 1-800-334-7577
 For PRODUCT USE Information Call 877-229-3724]

FIRST AID	
IF INHALED:	<ul style="list-style-type: none"> • Move person to fresh air. • If person is not breathing, call 911 or an ambulance, then give artificial respiration, preferably mouth-to-mouth if possible. • Call a poison control center or doctor for further treatment advice.
Have the product container or label with you when calling a poison control center or doctor or going for treatment.	

[Reference Statement for Booklets: For FIRST AID STATEMENT, ADDITIONAL PRECAUTIONARY STATEMENTS and DIRECTIONS FOR USE: See Inside Booklet.]

[See attached label booklet for First Aid, Precautionary Statements, Storage and Disposal Instructions and Directions for Use.]

[Peel back tab for First Aid and Precautionary Statements, Storage and Disposal Instructions and Directions for Use.]

PRECAUTIONARY STATEMENTS

HAZARDS TO HUMANS & DOMESTIC ANIMALS

CAUTION

Harmful if inhaled. Avoid breathing spray mist. Remove and wash contaminated clothing before reuse.

ENVIRONMENTAL HAZARDS

To protect the environment, do not allow pesticide to enter or run off into storm drains, drainage ditches, gutters or surface waters. Applying this product in calm weather when rain is not predicted for the next 24 hours will help to ensure that wind or rain does not blow or wash pesticide off the treatment area. Rinsing application equipment over the treated area will help avoid run off to water bodies or drainage systems.

DIRECTIONS FOR USE

It is a violation of Federal law to use this product in a manner inconsistent with its labeling. [For use only as described on this label. Not for isolation or deformulation. Do not culture.]

BASIC USE INFORMATION

[QRD 145] [This product] [Alternate Statement: is a broad spectrum, preventative biofungicide recommended for the control or suppression of many important [listed] [*] plant diseases.] [[Alternate Statement: effectively controls or prevents a wide range of important fungal and bacterial [listed] [*] plant diseases.] [QRD 145] It may be used on [roses,] [vegetables,] [fruits,] [nuts,] [flowers,] [houseplants,] [foliage, trees,] [shrubs,] [lawns,] [turf,] [sod,] [and] [ornamental turf] [located in residential landscapes] [located in residential interiorscapes]][located in residential greenhouses].

[QRD 145 may be applied any time of day, in full sun and high temperatures, without stressing or burning foliage.]

[QRD 145 [This product] can be applied up to and including the day of harvest.]

[QRD 145 can be used on the day of harvest and on all fruits and vegetables used in canning.]

[QUICK FACTS]

[For questions or comments, call toll free 1-xxx-xxxx]

[READ THE LABEL FIRST!]

[READ LABEL FIRST graphic]

WHEN TO USE

- For best results, treat prior to foliar disease development or at the first sign of foliar disease infection.
- Repeat at 7-day intervals or as needed.
- [Under conditions of high disease pressure,] [When environmental conditions favor rapid disease development (high humidity, excessive rain, extreme moisture condition, etc.), spray more often] [Alternate: shorten the spray interval].

BEFORE YOU USE

Read and follow these directions when using:

- Do not allow spray to drift from application site.
- [[For Pressurized Hand-Held Sprayer and Spray Trigger Bottle Use Only] - Do not allow spray mixture to stand overnight or for prolonged periods.]

[FOR BEST RESULTS]

- [Shake Well Before Use.]
- [Spray to ensure thorough coverage.]
- [Repeat at 7-day intervals or as needed.]
- [Under conditions of high disease pressure,] [When environmental conditions favor rapid disease development (high humidity, excessive rain, extreme moisture condition, etc.), spray more often] [Alternate: shorten the spray interval].

[Specific Application Instructions in four groups as appropriate for the type of sprayer]

[Pressurized Hand-Held Sprayer and Spray Trigger Bottle] [QRD 145 can be applied in commonly used pressurized hand-held sprayers and spray trigger bottles.]

HOW TO USE [Alternate statement: MIXING AND APPLICATION INSTRUCTIONS]

- [Shake Well Before Use
- Fill sprayer or bottle with appropriate amounts of concentrate and water (use water only).
- Mix the spray solution thoroughly.
- Keep spray solution agitated during application.]

HOW MUCH TO USE

[For] Fruits, Vegetables, Nuts [(e. g. Apples/Pears, Broccoli, Carrot, Cherries, Cucurbits, Grapes, Leafy Vegetables, Onions/Garlic, Pepper, Tomato, and Walnuts)]:

- 2 fl oz (¼ cup = 4 TBSP) to 4 fl oz (½ cup = 8 TBSP) of QRD 145 per gallon of water.
- Spray plants to run-off, covering both top and bottom surface of foliage to ensure thorough coverage.

[For] [Annual and Perennial] Ornamental Plants, Flowers, Flowering Plants, Tropical Foliage, Foliage, Trees and Shrubs:

- 2 fl oz (¼ cup = 4 TBSP) to 4 fl oz (½ cup = 8 TBSP) of QRD 145 per gallon of water.
- Spray plants to run-off, covering both top and bottom surface of foliage to ensure thorough coverage.

[For] Lawns [, Turf, Sod and Ornamental Turf]:

- 2 fl oz (¼ cup = 4 TBSP) to 8 fl oz (1 cup = 16 TBSP) of QRD 145 per gallon of water.
- Apply at a rate of 1 gallon of spray solution per 1,000 square feet of lawn [or Turf, Sod and Ornamental Turf].

[Optional/Alternate: [For] Lawns [, Turf, Sod and Ornamental Turf]:

- 1 fl oz (½ cup = 2 TBSP) to 4 fl oz (½ cup = 8 TBSP) of QRD 145 per gallon of water.
- Apply at a rate of 2 gallons of spray solution per 1,000 square feet of lawn [or Turf, Sod and Ornamental Turf] (equivalent to 2 to 8 fl oz of QRD 145 per 1,000 square feet of lawn [or Turf, Sod and Ornamental Turf]).]

[Hose-End Sprayer]

[Alternate statement: How To Use Hose-end Sprayer]

HOW TO USE [APPLICATION INSTRUCTIONS]

- Shake Well Before Use
- Follow hose-end sprayer directions to determine how to fill, set dial, clean and disconnect from hose.
- Set dial on sprayer to deliver rates of QRD 145 [this product] per gallon as directed below.

HOW MUCH TO USE

- No mixing or measuring is needed. Dilutes automatically as you spray. Spray plants to run-off.

[For] Fruits, Vegetables, Nuts [(e. g. Apples/Pears, Broccoli, Carrot, Cherries, Cucurbits, Grapes, Leafy Vegetables, Onions/Garlic, Pepper, Tomato, and Walnuts)]:

- Set sprayer to apply 2 fl oz (¼ cup = 4 TBSP) to 4 fl oz (½ cup = 8 TBSP) of QRD 145 per gallon of water.
- Spray plants to run-off, covering both top and bottom surface of foliage to ensure thorough coverage.

[For] [Annual and Perennial] Ornamental Plants, Flowers, Flowering Plants, Tropical Foliage, Foliage, Trees and Shrubs:

- Set sprayer to apply 2 fl oz (¼ cup = 4 TBSP) to 4 fl oz (½ cup = 8 TBSP) of QRD 145 per gallon of water.
- Spray plants to run-off, covering both top and bottom surface of foliage to ensure thorough coverage.

[For] Lawns [, Turf, Sod and Ornamental Turf]:

- Set sprayer to apply 2 fl oz (¼ cup = 4 TBSP) to 8 fl oz (1 cup = 16 TBSP) of QRD 145 per gallon of water.
- Apply at a rate of 1 gallon of spray solution per 1,000 square feet of lawn [or Turf, Sod and Ornamental Turf].

[Optional/Alternate: [For] Lawns [, Turf, Sod and Ornamental Turf]:

- Set sprayer to apply 1 fl oz (1/8 cup = 2 TBSP) to 4 fl oz (1/2 cup = 8 TBSP) of QRD 145 per gallon of water.
- Apply at a rate of 2 gallons of spray solution per 1,000 square feet of lawn [or Turf, Sod and Ornamental Turf] (equivalent to 2 to 8 fl oz of QRD 145 per 1,000 square feet of lawn [or Turf, Sod and Ornamental Turf]).]

[Optional/alternative: [For] Lawns [, Turf, Sod and Ornamental Turf]:

- Set sprayer to apply 2 fl oz (1/4 cup = 4 TBSP) to 4 fl oz (1/2 cup = 8 TBSP) per gallon of water.
- Apply one gallon of spray solution to thoroughly cover 500 square feet of lawn [or Turf, Sod and Ornamental Turf] (equivalent to 4 to 8 fl oz of QRD 145 per 1,000 square feet of lawn [or Turf, Sod and Ornamental Turf]).]

[Optional/alternative: [For] Lawns [, Turf, Sod and Ornamental Turf]:

- Set sprayer to apply 1 fl oz (1/8 cup = 2 TBSP) to 2 fl oz (1/4 cup = 4 TBSP) per gallon of water,
- Apply one gallon of spray solution to thoroughly cover 250 square feet of lawn [or Turf, Sod and Ornamental Turf] (equivalent to 4 to 8 fl oz of QRD 145 per 1,000 square feet of lawn [or Turf, Sod and Ornamental Turf]).]

[DIAL-STYLE HOSE-END SPRAYERS]

[1. Fill sprayer jar with enough concentrate for the area to be treated. DO NOT ADD WATER.

2. Close sprayer and set dial as recommended below:

- Ortho Dial 'N Spray Setting: 8 OZ
- Chameleon Hose-End Sprayer Setting: 8 OZ

TIP: The numbers on dial indicate amount of concentrate per gallon of spray.

3. Hook to garden hose and apply.

To avoid contact with the treated area, begin by spraying area farthest from faucet walking backwards as you spray.

4. Pour any unused product back into this original container.]

[Hose-End Sprayer on Ready to Spray Bottle]

[Note to Reviewer: These instructions will recommend either 4 fl oz or 5 fl oz of QRD 145 applied depending upon the nozzle that is used. Nozzles are manufactured to deliver set volumes of product and cannot be altered by the consumer.]

HOW MUCH TO USE

- No mixing or measuring is needed. Dilutes automatically as you spray.

[COVERAGE]

- [For Lawns: Treats up to 5600 square feet. [(28 fl oz size)]
- [Alternate Statement: Treats up to 4000 square feet. [(20 fl oz size)]

HOW TO USE [APPLICATION INSTRUCTIONS] For Lawns [, Turf, Sod and Ornamental Turf]:

[Option 1]

1. Shake container well before using.
2. Make sure the nozzle is in the "OFF" position with the safety tab in the valve notch.
3. Securely attach a garden hose to the hose-end spray nozzle, tightening nozzle.
4. Calculate the square feet of the area to be treated by multiplying length by width. 4 [alternate text: 5] fl oz of QRD 145 - will treat 1000 square feet of lawn [, Turf, Sod and Ornamental Turf].
5. Turn on water at faucet. Extend hose to the farthest area to be treated and work backward toward the faucet.
6. To begin spraying, point nozzle at the lawn [, Turf, Sod and Ornamental Turf] to be treated and bend the safety tab back while turning the dial clockwise. The water will automatically start mixing and spraying. Walk backwards at a steady pace sweeping the spray in an overlapping motion to cover the area to be treated. Refer to the sight gauge on the side of the bottle to guide coverage (example: When 1 fl oz of [QRD 145] [this product] has been used, you should have covered 200 [Alternate text: 250] square feet of lawn [, Turf, Sod and Ornamental Turf]).
7. To turn the sprayer off, turn the dial in the opposite direction (counter-clockwise) until the water stops flowing and the safety tab engages. Turn the water off at the faucet. To relieve pressure before detaching sprayer, bend the safety tab back and turn the dial on (clockwise) until the water stops spraying. Then, turn the dial back to the off position until the safety tab engages.
8. Detach the hose-end sprayer from the hose and store unused product in a cool, dark place until its next use.

[Option 2]

[Optional Sprayer Directions 2]

[CONNECT

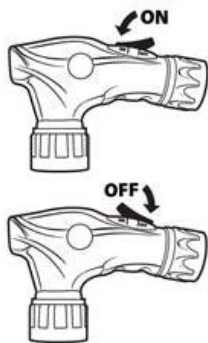
1. Shake well before use.
2. Securely Connect sprayer to garden hose.
3. Be sure that ON/OFF Switch is in OFF position, toward hose end of sprayer.
4. Turn on water at faucet.
5. For first time use, remove plastic shipping lock from beneath switch.

SPRAY

1. Extend hose to farthest area to be treated, point sprayer nozzle in direction to be sprayed.
2. Begin spraying - Push ON/OFF Switch forward into ON position.
3. Walk at a steady pace while spraying, using an even sweeping motion, and slightly overlap treated areas. Work back toward faucet to avoid walking over wet, treated grass.

FINISH

1. To stop spraying, push ON/OFF Switch to OFF position.
2. Turn off water at faucet.
3. Relieve water pressure in hose by turning ON/OFF Switch back to ON position until water slows to a drip, then return ON/OFF switch to OFF position.
4. Disconnect sprayer from hose.]



[]

[Hose-End Sprayer on Ready to Spray Bottle]

[Note to Reviewer: This nozzle is calibrated to deliver 2 - 4 fl oz of QRD 145 per gallon of spray solution applied.]

HOW MUCH TO USE

- No mixing or measuring is needed. Dilutes automatically as you spray.
- Spray plants to run-off.

[COVERAGE]

- [For other Uses:] Makes up to 14 gallons finished spray. [(28 fl oz size)]
- [Alternate Statement: Makes up to 10 gallons finished spray [(20 fl oz size)]

HOW TO USE [APPLICATION INSTRUCTIONS]

[For] Fruits, Vegetables, Nuts [(e. g. Apples/Pears, Broccoli, Carrot, Cherries, Cucurbits, Grapes, Leafy Vegetables, Onions/Garlic, Pepper, Tomato, and Walnuts)] [Annual and Perennial] Ornamental Plants, Flowers, Flowering Plants, Tropical Foliage, Foliage, Trees and Shrubs:

1. Shake container well before using.
2. Make sure the nozzle is in the "OFF" position with the safety tab in the valve notch.
3. Securely attach a garden hose to the hose-end spray nozzle, tightening nozzle.
4. To begin spraying, point nozzle at the area to be treated and bend the safety tab back while turning the dial clockwise. The water will automatically start mixing and spraying.
5. Spray plants to run-off, thoroughly covering both top and bottom surface of foliage to ensure thorough coverage.
6. To turn the sprayer off, turn the dial in the opposite direction (counter-clockwise) until the water stops flowing and the safety tab engages. Turn the water off at the faucet. To relieve pressure before detaching sprayer, bend the safety tab back and turn the dial on (clockwise) until the water stops spraying. Then, turn the dial back to the off position until the safety tab engages.
7. Detach the hose-end sprayer from the hose and store unused product in a cool, dark place until its next use.

[ALTERNATE STATEMENT: WHERE TO USE: VEGETABLES, FRUITS, NUTS, FLOWERS, FOLIAGE, TREES, AND SHRUBS]

[ALTERNATE STATEMENT: USE SITES: VEGETABLES, FRUITS, NUTS, FLOWERS, FOLIAGE, TREES, AND SHRUBS]

[QRD 145] [MAY BE USED ON [THE FOLLOWING]]:

[Alternate: VEGETABLES, FRUIT, NUTS, FLOWERS, FOLIAGE AND ORNAMENTAL PLANTS]

[Alternate: [PLANTS] [CROPS] [SITES]]

[HOME and GARDEN] [VEGETABLE[S], FRUIT[S] AND NUT[S] PLANTS:]

[Artichoke, Asparagus

Berries (Blueberry, Blackberry, Raspberry, Loganberry, Huckleberry, Cranberry, Gooseberry, Elderberry, Currant, Caneberry and other [listed] [*] berry crops)

Brassica (Broccoli, Cabbage, Cauliflower, Brussels Sprouts, Collards, Kale, Mustard Greens, Kohlrabi and other [listed] [*] brassica crops)

Bulb Vegetables (Onion, Garlic, Shallots and other [listed] [*] bulb vegetables)

Citrus (Orange, Grapefruit, Lemon, Tangerine, Tangelo, Pummelo and other [listed] [*] citrus crops)

Cucurbits (Cucumber, Cantaloupe, Melon, Muskmelon, Squash, Watermelon and other [listed] [*] cucurbit crops)

Fruiting Vegetables (Pepper, Tomato, Eggplant and other [listed] [*] fruiting vegetables)

Grape, Herbs/ Spices

Leafy Vegetables (Lettuce, Celery, Spinach, Parsley, Radicchio and other [listed] [*] leafy vegetable crops)

Legumes/Vegetables (Beans, Green Beans, Snap Beans, Shell Beans, Dry Beans, Garbanzo Beans, Lima Beans, Peas, Chick Peas, Split Peas, Lentils and other [listed] [*] legume/vegetable crops)

Mango, Mint, Olive, Papaya, Peanuts

Pome Fruit (Apple, Crabapple, Pear, Quince, Mayhaw and other [listed] [*] pome fruit)

Root / Tuber (Carrot, Potato, Sweet Potato, Beets, Ginger, Horseradish, Radish, Ginseng, Turnip and other [listed] [*] root/tuber crops)

Stone Fruit (Apricot, Cherry, Nectarine, Peach, Plum, Prune and other [listed] [*] stone fruit crops)

Strawberry, Sweet Corn, Watercress

Tree Nut (Almond, Pistachio, Pecan, Walnut, Filberts, Chestnut, Cashew, Beechnut, Butternut and other [listed] [*] tree nut crops)]

[[RESIDENTIAL] GREENHOUSE PLANTS:]

[**Brassica** (Broccoli, Cabbage, Cauliflower, Brussels Sprouts, Collards, Kale, Mustard Greens, Kohlrabi and other [listed] [*] brassica crops)

Bulb Vegetables (Onion, Garlic, Shallots and other [listed] [*] bulb vegetables)

Cucurbits (Cucumber, Cantaloupe, Melon, Muskmelon, Squash, Watermelon and other [listed] [*] cucurbits)

Fruiting Vegetables (Pepper, Tomato, Eggplant and other [listed] [*] fruiting vegetables)

Herbs/ Spices

Leafy Vegetables (Lettuce, Celery, Spinach, Parsley, Radicchio and other [listed] [*] leafy vegetables)

Root / Tuber (Carrot, Potato, Sweet Potato, Beets, Ginger, Horseradish, Radish, Ginseng, Turnip and other [listed]

[*] root/tuber crops)

Strawberry]

[ORNAMENTALS, TREES, FOLIAGE, SHRUBS, FLOWERS, FLOWERING PLANTS, TROPICAL PLANTS:]

[Roses]

[Other Ornamentals, Trees, Shrubs, Foliage, Flowers, Flowering Plants, Tropical Plants including any or all of the plants listed as evaluated for phytotoxicity as shown below:]

[PLANTS EVALUATED FOR PHYTOTOXICITY]

[Annual and Perennial Flowering Plants:]

[Alyssum	Asters	Azalea	Begonia	Calla Lily	
Chrysanthemum		Cyclamen	Dianthus	Dwarf Bee-Balm	
Easter Lily	Garden Phlox	Geraniums	Gerbera	Golden Star	
Hydrangea	Impatiens	Kalanchoe	Linaria	Lisianthus	Lobelia
Marigolds	Orchids	Pansies	Petunia	Poinsettia	Portulaca
Ranunculus	Roses	<i>Salvia</i> spp.	Snapdragons	Stock	
<i>Verbena</i> spp.	Vinca	Violas	Zinnias]		

[Tropical Foliage:]

[Aglaonema	Dieffenbachia	<i>Dracaena</i> spp.	English Ivy
Hibiscus	Leatherleaf Fern	Spathiphyllum]	

[Trees and Shrubs:]

[Azalea	Boxwood	Crape Myrtle	Dogwood
Gumpo Azalea		Indian Hawthorn	Japanese Maple
<i>Ligustrum japonicum</i>	Lilac	Rhododendron	Loropetalum
Photinia		<i>Rosaceae</i> spp.	Soft Touch Holly
Spirea]			

[ORNAMENTALS, TREES, FOLIAGE, SHRUBS, FLOWERS, FLOWERING PLANTS, TROPICAL PLANTS:]

[Optional Statement: Some pesticides can cause phytotoxic effects ranging from slight burning or browning of leaves to distorted leaves, fruit, flowers or stems. Damage symptoms may vary with the type of plant that has been treated. It is impossible to test all plants for phytotoxicity. To assure that the plants to be treated are not sensitive to the treatment, apply a small amount of the highest application rate of the product to a few leaves or the above ground portion of a plant and check within 3 days for signs of phytotoxicity. Use product according to label directions.]

DISEASES CONTROLLED [OR SUPPRESSED] [OR PREVENTED] [BY QRD 145] [ON VEGETABLES, FRUITS, NUTS, ORNAMENTAL PLANTS, TREES, SHRUBS, FOLIAGE, FLOWERS, FLOWERING PLANTS, TROPICAL PLANTS] [Alternate: [ON PLANTS] [CROPS] [SITES]]

Anthraco nose [(*Colletotrichum* spp.)]

Bacteria [(*Erwinia* spp., *Pseudomonas* spp., *Xanthomonas* spp.)]

Bacterial Leaf Blight [(*Xanthomonas campestris*)]

Bacterial Speck [(*Pseudomonas syringae* pv. Tomato)]

Bacterial Spot [(*Xanthomonas* spp.)] - suppression

Bean Rust [(*Uromyces appendiculatus*)] - suppression

Black Mold [(*Alternaria alternata*)]

Black Rot/Black Crown Rot [(*Alternaria* spp.)]

Black Spot [of Rose] [(*Diplocarpon rosea*)]

Botrytis [(*Botrytis* spp.)]

Botrytis Leaf Blight [(*Botrytis squamosa*)]

Botrytis Neck Rot [(*Botrytis* spp.)]

Downy Mildew [(*Bremia lactucae*, *Peronospora* spp., and *Plasmopara viticola*)] - suppression

Early Blight [(*Alternaria solani*)] – suppression

Fire Blight [(*Erwinia amylovora*)] – suppression

Gray Mold [(*Botrytis cinerea*)]

Greasy Spot [(*Mycosphaerella citri*)] - suppression

Late Blight [(*Phytophthora infestans*)] – suppression

Leaf Spots [(*Alternaria* spp., *Cercospora* spp., *Entomosporium* spp., *Helminthosporium* spp., *Myrothecium* spp., *Septoria* spp.)]

Onion Downy Mildew [(*Peronospora destructor*)]

Onion Purple Blotch [(*Alternaria porri*)]

Phytophthora spp.

Pin Rot [(*Alternaria/Xanthomonas* complex)] - suppression

Powdery Mildew [(*Uncinula necator*, *Erysiphe* spp., *Sphaerotheca* spp., *Oidiopsis taurica*, *Leveillula taurica*, *Podosphaera leucotricha*, *Oidium* spp., *Podosphaera* spp.)]

Rust [(*Puccinia* spp.)]

Scab [(*Venturia* spp.)] - suppression

Sclerotinia Head and Leaf Drop [(*Sclerotinia* spp.)]

Sour Rot

Target Spot [(*Corynespora cassiicola*)]

Walnut Blight [(*Xanthomonas campestris*)]

White Mold [(*Sclerotinia sclerotiorum*)] – suppression

**[QRD 145] [MAY BE USED ON LAWNS, TURF, SOD AND ORNAMENTAL TURF
[ALTERNATE STATEMENT: WHERE TO USE]
[ALTERNATE STATEMENT: USE SITE]**

LAWNS, [TURF] [, SOD] [AND ORNAMENTAL TURF]:

Bluegrass, Bentgrass, Bermudagrass, Dichondra, Fescue, Orchardgrass, Annual Bluegrass (*Poa annua*), St. Augustine, Ryegrass, Zoysia, Mixtures and other [listed] [*] grasses or ornamental turf.

DISEASES CONTROLLED [OR SUPPRESSED] [OR PREVENTED] [BY QRD 145] [ON LAWNS, [, SOD] TURF AND ORNAMENTAL TURF.]

Lawn [and Turf[, Sod]] Diseases:

Brown Patch [(*Rhizoctonia solani*)]
 Dollar Spot [(*Lanzia* spp., *Moellerodiscus* spp. formerly *Sclerotinia homeocarpa*)]
 Powdery Mildew [(*Erysiphe graminis*)]
 Rust [(*Puccinia* spp.)]

Anthrachnose [(*Colletotrichum graminicola*)]
Red Thread [(*Laetisaria fuciformis*)]

STORAGE AND DISPOSAL

Do not contaminate water, food, or feed by storage and disposal.

PESTICIDE STORAGE: Store in original container only. [Alternate: in an area inaccessible to children] [or Alternate: out of reach of children]. Keep container closed when not in use. Store at room temperature.

PESTICIDE DISPOSAL AND CONTAINER HANDLING:

Nonrefillable container. Do not reuse or refill this container.

If empty:

Place in trash or offer for recycling, if available.

If partly filled:

Call your local solid waste agency for disposal instructions. Never place unused product down any indoor or outdoor drain.

[batch codes are sticker applied to the front panel of every label on every product container]

IMPORTANT: READ BEFORE USE

Read the entire Directions for Use, Conditions, Disclaimer of Warranties and Limitations of Liability before using this product. If terms are not acceptable, return the unopened product container at once. By using this product, user or buyer accepts the following Conditions, Disclaimer of Warranties and Limitations of Liability.

CONDITIONS: The directions for use of this product are believed to be adequate and must be followed carefully. However, it is impossible to eliminate all risks associated with the use of this product. Ineffectiveness, plant injury, other property damage, as well as other unintended consequences may result because of factors beyond the control of Bayer CropScience LP. Those factors include, but are not limited to, weather conditions, presence of other materials or the manner of use or application. All such risks shall be assumed by the user or buyer.

DISCLAIMER OF WARRANTIES: TO THE EXTENT CONSISTENT WITH APPLICABLE LAW, BAYER CROPSCIENCE LP MAKES NO OTHER WARRANTIES, EXPRESS OR IMPLIED, OF MERCHANTABILITY OR OF FITNESS FOR A PARTICULAR PURPOSE OR OTHERWISE, THAT EXTEND BEYOND THE STATEMENTS MADE ON THIS LABEL. No agent of Bayer CropScience LP is authorized to make any warranties beyond those contained herein or to modify the warranties contained herein. TO THE EXTENT CONSISTENT WITH APPLICABLE LAW, BAYER CROPSCIENCE LP DISCLAIMS ANY LIABILITY WHATSOEVER FOR SPECIAL, INCIDENTAL OR CONSEQUENTIAL DAMAGES RESULTING FROM THE USE OR HANDLING OF THIS PRODUCT.

LIMITATIONS OF LIABILITY: TO THE EXTENT CONSISTENT WITH APPLICABLE LAW THE EXCLUSIVE REMEDY OF THE USER OR BUYER FOR ANY AND ALL LOSSES, INJURIES OR DAMAGES RESULTING FROM THE USE OR HANDLING OF THIS PRODUCT, WHETHER IN CONTRACT, WARRANTY, TORT, NEGLIGENCE, STRICT LIABILITY OR OTHERWISE, SHALL NOT EXCEED THE PURCHASE PRICE PAID, OR AT BAYER CROPSCIENCE LP'S ELECTION, THE REPLACEMENT OF PRODUCT.

[Money Back Guarantee: If you are not satisfied with this product, we will gladly refund your original purchase price.]

NET CONTENTS:

PRODUCED FOR



Bayer CropScience LP
P.O. Box 12014, 2 T.W. Alexander Drive
Research Triangle Park, North Carolina 27709
1-866-99BAYER (1-866-992-2937)

QRD 145 (PENDING) 05/15/2015, 05/03/2016, 05/09/2016, 05/10/2016

[Optional Claims:]

[Attacks over 40 [listed] [*] diseases] [Attacks both fungal & bacterial diseases]
[Apply any time of day] [Will not burn or injure [leaves] [or [lawns] [(turf)] [sod]]
[Fungicide (or Biofungicide) that attacks harmful [listed] [*] garden and lawn diseases]
[[For] Use on [Roses,] [Vegetables,] [Fruits,] [Flowering Plants,] [Trees,] [Shrubs] [and] [Lawns] [(Turf)] [Sod]]
[Controls Black Spot [of Rose], Powdery Mildew, Rust, Gray Mold, Late Blight, Scab [and other listed diseases]]
[Concentrate] [Same active ingredient used by farmers]
[Effectively controls or prevents a wide range of [listed] [*] fungal and bacterial plant diseases]
[Promotes healthier gardens]
[Prevents and controls [harmful [listed] [*] garden diseases]] [including Black Spot, Gray Mold, Powdery Mildew, Leaf Blight, [and] Rust]
[Powered by BAYER CropScience]
[Prevents [Black Spot][Powdery Mildew], [Rust][Brown Patch]
[For use on [roses][vegetables][fruits][flowering plants][trees][shrubs][and][lawns]]
[Promotes greener, healthier disease- free lawns]
[For organic gardening]
[Safe for children & pets]
[Use up to and including day of harvest.]
[No temperature or timing restrictions for application.]
[Can be used on fruits and vegetables used for canning.]
[Easy hold]
[EZ Spray]
[One-touch sprayer]
[EZ grip]
[Ergo grip]
[Simple spray]
[EZ grip]
[One touch]
[Spray n go]
[Thumb switch]
[Handy spray]
[EZ touch]
[One-touch application]
Bonus [X] oz size – [X]% more than [X] oz size
Now covers [XXX] [square] [sq] feet
Bonus [X] oz size
Bonus value - [X]% more [vs [X] oz size]

[Optional Claims for Lawn and Turf Label:]

[Prevents and controls harmful (major) [listed] [*] lawn diseases (including Brown Patch, Dollar Spot, Red Thread)]
[Controls Brown Patch, Dollar Spot and other [listed] [*] [common] lawn diseases]
[Use on all lawns to prevent and control major [listed] [*] lawn diseases]
[Promotes healthy, disease-free lawns] [“Easy[,]”] [Attach Hose and Spray[!]]
[Same active ingredient used on golf courses] [Promotes Greener, Healthier Lawns]
[Promotes greener, healthy disease-free lawns]
[Promotes healthier lawns]
[Easy to use]

*listed (Note to PM: The word "listed" can appear as a footnote with the appropriate phrase, such as *listed diseases/pests)