

264-1052 4-30-2008

1/11



UNITED STATES ENVIRONMENTAL PROTECTION AGENCY
WASHINGTON, D.C. 20460

OFFICE OF
PREVENTION, PESTICIDES AND
TOXIC SUBSTANCES

APR 30 2008

Mr. Melvin K. Tolliver
Bayer CropScience
2 T.W. Alexander Drive
P.O. Box 12014
Research Triangle Park, NC 27709

Subject: Label Notifications for Pesticide Registration Notice 2007-4

Dear Mr. Tolliver,

The Agency is in receipt of your Applications for Pesticide Notification under Pesticide Registration Notice (PRN) 2007-4 dated March 25, 2008 for the following products:

Absolute 500 SC Fungicide
Adament 50 WG Fungicide

EPA Registration Number 264-849
EPA Registration Number 264-1052

The Registration Division (RD) has conducted its review of these requests for their applicability under PRN 2007-4 and finds that the label changes requested fall within the scope of PRN 2007-4. The labels submitted with the applications have been stamped "Notification" and will be placed in our records.

Please be reminded that 40 CFR Part 156.140(a)(4) requires that a batch code, lot number, or other code identifying the batch of the pesticide distributed and sold be placed on nonrefillable containers. The code may appear either on the label (and can be added by non-notification/PR Notice 98-10) or durably marked on the container itself.

If you have any questions, please call me directly at 703-305-6249 or Steve Schaible of my staff at 703-308-9362.

Sincerely,

A handwritten signature in black ink, appearing to read "Linda Arrington".

Linda Arrington
Notifications & Minor Formulations Team Leader
Registration Division (7505P)
Office of Pesticide Programs

2/11

	United States Environmental Protection Agency Washington, DC 20460	<input type="checkbox"/> Registration <input type="checkbox"/> Amendment <input checked="" type="checkbox"/> Other	OPP Identifier Number
--	---	--	-------------------------------

Application for Pesticide - Section I

1. Company/Product Number 264-1052	2. EPA Product Manager Mary Waller	3. Proposed Classification <input checked="" type="checkbox"/> None <input type="checkbox"/> Restricted
4. Company/Product (Name) Adament 50 WG Fungicide	PM# Team 21	
5. Name and Address of Applicant (Include ZIP Code) Bayer CropScience LP P.O. Box 12014, 2 T.W. Alexander Drive Research Triangle Park, NC 27709 <input type="checkbox"/> Check if this is a new address		6. Expedited Review. In accordance with FIFRA Section 3(c)(3) (b)(i), my product is similar or identical in composition and labeling to: EPA Reg. No. _____ Product Name _____

Section - II

<input type="checkbox"/> Amendment - Explain below.	<input type="checkbox"/> Final printed labels in response to Agency letter dated _____
<input type="checkbox"/> Resubmission in response to Agency letter dated _____	<input type="checkbox"/> "Me Too" Application.
<input checked="" type="checkbox"/> Notification - Explain below.	<input type="checkbox"/> Other - Explain below.

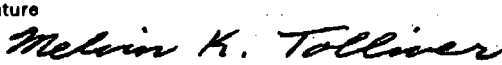
Explanation: Use additional page(s) if necessary. (For section I and Section II.)

Notification of label change per PR Notice 2007-4. See attached.


Section - III

1. Material This Product Will Be Packaged In:				2. Type of Container	
Child-Resistant Packaging <input type="checkbox"/> Yes <input checked="" type="checkbox"/> No	Unit Packaging <input type="checkbox"/> Yes <input checked="" type="checkbox"/> No	Water Soluble Packaging <input type="checkbox"/> Yes <input checked="" type="checkbox"/> No			<input type="checkbox"/> Metal <input checked="" type="checkbox"/> Plastic <input type="checkbox"/> Glass <input type="checkbox"/> Paper <input type="checkbox"/> Other (Specify) _____
* Certification must be submitted If "Yes" Unit Packaging wgt. No. per container		If "Yes" Package wgt No. per container			
3. Location of Net Contents Information <input checked="" type="checkbox"/> Label <input type="checkbox"/> Container		4. Size(s) Retail Container 20 ounces		5. Location of Label Directions <input checked="" type="checkbox"/> _____	
6. Manner in Which Label is Affixed to Product <input checked="" type="checkbox"/> Lithograph Paper glued Stenciled			<input type="checkbox"/> Other _____		

Section - IV

1. Contact Point (Complete items directly below for identification of individual to be contacted, if necessary, to process this application.)		
Name Melvin K. Tolliver	Title Registration Product Manager, Fungicides	Telephone No. (Include Area Code) (919) 549-2631
Certification I certify that the statements I have made on this form and all attachments thereto are true, accurate and complete. I acknowledge that any knowingly false or misleading statement may be punishable by fine or imprisonment or both under applicable law.		6. Date Application Received (Stamped)
2. Signature 	3. Title Registration Product Manager, Fungicides	
4. Typed Name Melvin K. Tolliver	5. Date March 25, 2008	

Bayer CropScience



Document Processing Desk (NOTIF)
Office of Pesticide Programs (7504P)
U.S. Environmental Protection Agency
Room S4900
One Potomac Yard
2777 S. Crystal Drive
Arlington, VA 22202

March 25, 2008

Bayer CropScience
2 T.W. Alexander Drive
P. O. Box 12014
RTP, NC 27709
Phone: (919) 549-2000

Subject: Adament 50 WG Fungicide, EPA Reg. No. 264-1052
Notification per PR Notice 2007-4

Dear Sir/Madam:

Adament 50 WG Fungicide is currently registered with the Agency for control of fungi infecting grapes, cherries, peaches, and nectarines. With the enclosed application form, we are notifying the Agency of label changes per PR Notice 2007-4.

Since this is a notification, no fee under PRIA is required.

If you have any questions or need additional information, please contact me by phone at (919) 549-2631 or by e-mail at mel.tolliver@bayercropscience.com.


Sincerely,

Melvin K. Tolliver

Melvin K. Tolliver
Registration Product Manager, Fungicides

Enclosure:

1. EPA application form 8570-1
2. Draft labeling with changes highlighted in yellow
3. Final Printed labeling (two copies)



5/11

GROUP 3 11 FUNGICIDE

ADAMENT 50 WG Fungicide

For control of certain diseases on grapes, cherry, peach, and nectarine

Active Ingredients:

Tebuconazole.....	25.0%
Trifloxystrobin.....	25.0%
Other Ingredients:.....	50.0%
Total	100.0%

EPA Reg. No. 264-1052

EPA Est. No.

KEEP OUT OF REACH OF CHILDREN CAUTION

For MEDICAL And TRANSPORTATION Emergencies ONLY Call 24 Hours A Day 1-800-334-7577
For PRODUCT USE Information Call 1-866-99BAYER (1-866-992-2937)

FIRST AID

IF IN EYES:	<ul style="list-style-type: none"> • Hold eye open and rinse slowly and gently with water for 15-20 minutes. • Remove contact lenses, if present, after the first 5 minutes, then continue rinsing eye. • Call a poison control center or doctor for treatment advice.
IF SWALLOWED:	<ul style="list-style-type: none"> • Call a poison control center or doctor immediately for treatment advice. • Do not induce vomiting unless told to do so by a poison control center or doctor. • Have person sip a glass of water if able to swallow. • Do not give anything by mouth to an unconscious person.
IF ON SKIN:	<ul style="list-style-type: none"> • Take off contaminated clothing. • Rinse skin immediately with plenty of water for 15-20 minutes. • Call a poison control center or doctor for treatment advice.
IF INHALED:	<ul style="list-style-type: none"> • Move person to fresh air. • If person is not breathing, call 911 or an ambulance, then give artificial respiration, preferably mouth-to-mouth if possible. • Call a poison control center or doctor for further treatment advice.
In case of emergency call toll free the Bayer CropScience Emergency Response Telephone No. 1-800-334-7577. Have a product container or label with you when calling a poison control center or doctor, or going for treatment.	
NOTE TO PHYSICIAN: No specific antidote. Treat Symptomatically.	

PRECAUTIONARY STATEMENTS

HAZARDS TO HUMANS AND DOMESTIC ANIMALS

CAUTION

Causes moderate eye irritation. Harmful if swallowed, inhaled or absorbed through skin. Avoid contact with skin, eyes, and clothing. Avoid breathing vapor or spray mist. Wash thoroughly with soap and water after handling and before eating, drinking, chewing gum, or using tobacco. Remove and wash contaminated clothing before reuse.

Personal Protective Equipment (PPE)

Applicators and other handlers must wear:

- Long-sleeved shirt and long pants
- Shoes plus socks
- Chemical resistant gloves made of any waterproof material

6/11

Follow manufacturer's instructions for cleaning/maintaining PPE. If no such instructions for washables, use detergent and hot water. Keep and wash PPE separately from other laundry.

ENGINEERING CONTROL STATEMENTS

When handlers use closed systems, enclosed cabs, or aircraft in a manner that meets the requirements listed in the Worker Protection Standard (WPS) for agricultural pesticides [40 CFR 170.240(d)(4-6)], the handler PPE requirements may be reduced or modified as specified in the WPS.

USER SAFETY RECOMMENDATIONS

Users should:

- Wash hands before eating, drinking, chewing gum, using tobacco, or using the toilet.
- Remove clothing immediately if pesticide gets inside. Then wash thoroughly and put on clean clothing.

ENVIRONMENTAL HAZARDS

This pesticide is toxic to fish and aquatic invertebrates. Do not apply directly to water, or to areas where surface water is present, or to intertidal areas below the mean high water mark. Drift and runoff may be hazardous to aquatic organisms in neighboring areas. Do not contaminate water when disposing of equipment wash water or rinsate.

Ground Water Advisory: Several trifloxystrobin degradates have properties and characteristics associated with chemicals detected in ground water. The use of this chemical in areas where soils are permeable, particularly where the water table is shallow, may result in ground water contamination.

DIRECTIONS FOR USE

It is a violation of federal law to use this product in a manner inconsistent with its labeling.
Do not use this product until you have read the entire label.

Do not apply this product in a way that will contact workers or other persons, either directly or through drift. Only protected handlers may be in the area during application.

For any requirements specific to your State or Tribe, consult the agency responsible for pesticide regulation.


AGRICULTURAL USE REQUIREMENTS

Use this product only in accordance with its labeling and with the Worker Protection Standard, 40 CFR part 170. This Standard contains requirements for the protection of agricultural workers on farms, forests, nurseries, and greenhouses, and handlers of agricultural pesticides. It contains requirements for training, decontamination, notification, and emergency assistance. It also contains specific instructions and exceptions pertaining to the statements on this label about personal protective equipment (PPE) and restricted-entry interval. The requirements in this box only apply to uses of this product that are covered by the Worker Protection Standard.

Do not enter or allow worker entry into treated areas during the restricted-entry interval (REI) of 24 hours.

PPE required for early entry to treated areas that is permitted under the Worker Protection Standard and that involves contact with anything that has been treated, such as plants, soil, or water, is:

- Coveralls
- Chemical-resistant gloves made of any waterproof material
- Shoes plus socks



STORAGE AND DISPOSAL

Do not contaminate water, food, or feed by storage or disposal.

Pesticide Storage

Store in a cool, dry place and in such a manner as to prevent cross-contamination with other pesticides, fertilizers, food, and feed. Store in original container and out of the reach of children, preferably in a locked storage area.

Handle and open container in a manner as to prevent spillage. If container is leaking or material spilled for any reason or cause, carefully sweep material into a pile. Refer to Precautionary Statements on label for hazards associated with the handling of this material. Do not walk through spilled material. Dispose of pesticide as directed. In spill or leak incidents, keep unauthorized people away. You may contact the Bayer CropScience Emergency Response Team for decontamination procedures or any other assistance that may be necessary. The Bayer CropScience Emergency Response telephone number is 1-800-334-7577.

Pesticide Disposal

Wastes resulting from the use of this product may be disposed of on site or at an approved waste disposal facility.

Container Disposal

Non-refillable container. Do not reuse or refill this container. Triple rinse or pressure rinse container (or equivalent) promptly after emptying.

Triple rinse as follows: Empty the remaining contents into application equipment or a mix tank. Fill the container $\frac{1}{4}$ full with water and recap. Shake for 10 seconds. Pour rinsate into application equipment or a mix tank or store rinsate for later use or disposal. Drain for 10 seconds after the flow begins to drip. Repeat this procedure two more times.

Pressure rinse as follows: Empty the remaining contents into application equipment or a mix tank. Hold container upside down over application equipment or mix tank or collect rinsate for later use or disposal. Insert pressure rinsing nozzle in the side of the container, and rinse at about 40 PSI for at least 30 seconds. Drain for 10 seconds after the flow begins to drip.

Offer for recycling, if available. If not recycled, then puncture and dispose of in a sanitary landfill or by incineration, or, if allowed by State and local authorities, by burning. If burned, stay out of smoke.

GENERAL INFORMATION

ADAMENT 50 WG Fungicide is a broad spectrum fungicide for the control of certain diseases of cherry, grapes, peach and nectarine. ADAMENT 50 WG Fungicide works by interfering with both energy and cell membrane production in plant pathogenic fungi.

UNDER CERTAIN CONDITIONS CONDUCIVE TO EXTENDED INFECTION PERIODS, ADDITIONAL FUNGICIDE APPLICATIONS BEYOND THE NUMBER ALLOWED BY THIS LABEL MAY BE NEEDED. UNDER THESE CONDITIONS, USE ANOTHER FUNGICIDE REGISTERED FOR THE CROP/DISEASE.

DO NOT APPLY ADAMENT TO CONCORD GRAPES OR CROP INJURY MAY OCCUR.

RESISTANCE MANAGEMENT

The active ingredients in ADAMENT 50 WG Fungicide belong to two different chemistry classes.

Tebuconazole belongs to the DMI (Group 3) class of chemistry which exhibits no known cross-resistance to other chemical classes. Tebuconazole may exhibit cross-resistance to other Group 3 fungicides, such as propiconazole and myclobutanil.

Trifloxystrobin belongs to the QoI (Group 11) class of chemistry which exhibits no known cross-resistance to other chemical classes. Trifloxystrobin does exhibit cross-resistance to other Group 11 fungicides, such as azoxystrobin, pyraclostrobin, and kresoxim-methyl. The NA-QoI Working Group has established the following general guidelines for the maximum number of applications of a Group 11-containing fungicide. In addition to that, the maximum number of applications may be restricted to a specific limit on a particular crop (see crop-specific recommendations). Follow the specific crop directions that limit the total number of sprays on a crop and the required alternations with fungicides from other resistance management groups. In situations requiring multiple fungicide sprays, develop season-long spray programs for Group 11-containing fungicides. In programs in which pre-mixes of a Group 11 fungicide with a fungicide of another group are utilized, the number of Group 11-containing applications should be no more than about $\frac{1}{2}$ of the total number of fungicide applications per season.

Fungal pathogens are known to develop resistance to products with the same mode of action when used repeatedly. Because resistance development cannot be predicted, the use of this product should conform to resistance management strategies established for the crop and use area. Such strategies may include rotating and/or tank mixing with products having different modes of action or limiting the total number of applications per season. Bayer CropScience encourages responsible resistance management to ensure effective long-term control of the fungal diseases on this label.

SPRAY EQUIPMENT

Thorough coverage is necessary to provide good disease control. Applications using sufficient water volume to provide thorough and uniform coverage generally provide the most effective disease control. For ground application equipment, use a minimum of 10 gal./A. For aerial application equipment, use a minimum of 5 gal./A.

Broadcast Ground Sprayers

Equip sprayers with nozzles that provide accurate and uniform application. Be certain that nozzles are the same size and uniformly spaced across the boom. Calibrate the sprayer before use.

Use a pump with the capacity to: (1) maintain a minimum of 35 psi at nozzles, and (2) provide sufficient agitation in the tank to keep the mixture in suspension; this requires recirculation of 10% of the tank volume per minute. Use jet agitators or a liquid sparge tube for vigorous agitation.

Use screens to protect the pump and to prevent nozzles from clogging. Screens placed on the suction side of the pump should be 16-mesh or coarser. Do not place a screen in the recirculation line. Use 50-mesh screens at the nozzles. Check nozzle manufacturer's recommendations.

For information on spray equipment and calibration, consult sprayer manufacturer's and/or state recommendations. For specific local spray schedules, consult the current state agricultural experiment station recommendations.

AERIAL APPLICATION

Avoid application under conditions when uniform coverage cannot be obtained or when excessive spray drift may occur. Do not apply directly to humans or animals. Not registered for aerial application in New York State.

CHEMIGATION

Do not apply this product through any type of irrigation system.

MIXING PROCEDURES

Prepare no more spray mixture than is needed for the immediate operation. Thoroughly clean spray equipment before using this product. Vigorous agitation is necessary for proper dispersal of the product. Maintain maximum agitation throughout the spraying operation. Do not let the spray mixture stand overnight in the spray tank. Flush the spray equipment thoroughly following each use and apply the rinsate to a previously treated area.

ADAMENT 50 WG Fungicide Alone: Add approximately 1/2 of the required amount of water to the mix tank. With the agitator running, add the ADAMENT 50 WG Fungicide to the tank. Continue agitation while adding the remainder of the water. Begin application of the solution after the ADAMENT 50 WG Fungicide has completely and uniformly dispersed into the mix water. Maintain agitation until all of the mixture has been applied.

ADAMENT 50 WG Fungicide + Tank Mix Partners: Add approximately 1/2 of the required amount of water to the mix tank. Start the agitator running before adding any tank mix partners. In general, tank mix partners should be added in this order: products packaged in watersoluble packaging*, wettable powders, wettable granules (dry flowables), liquid flowables such as ADAMENT 50 WG Fungicide, liquids, and emulsifiable concentrates. Always allow each tank mix partner to become fully and uniformly dispersed before adding the next product. Provide sufficient agitation while adding the remainder of the water. Maintain agitation until all of the mixture has been applied.

* Note: When using ADAMENT 50 WG Fungicide in tank mixtures, all products in water-soluble packaging should be added to the tank before any other tank mix partner, including ADAMENT 50 WG Fungicide. Allow the water-soluble packaging to completely dissolve and the product(s) to completely disperse before adding any other tank-mix partner to the tank. If using ADAMENT 50 WG Fungicide in a tank mixture, observe all directions for use, crop/sites, use rates, dilution ratios, precautions, and limitations which appear on the tank mix partner product label. No label dosage rate may be exceeded, and the most restrictive label precautions and limitations must be followed. This product must not be mixed with any product which prohibits such mixing. Tank mixtures or other applications of products referenced on this label are permitted only in those states in which the referenced products are registered.

ADAMENT 50 WG Fungicide is compatible with most insecticide, fungicide, and foliar nutrient products. However, the physical compatibility of ADAMENT 50 WG Fungicide with tank mix partners should be tested before use. To determine the physical compatibility of ADAMENT 50 WG Fungicide with other products, use a jar test, as described below.

Using a quart jar, add the proportionate amounts of the products to 1 quart of water. Add wettable powders and water-dispersible granular products first, then liquid flowables, and emulsifiable concentrates last. After thoroughly mixing, let stand for at least 5 minutes. If the combination remains mixed or can be remixed readily, it is physically compatible. Once compatibility has been proven, use the same procedure for adding required ingredients to the spray tank.

The crop safety of all potential tank mixes, including additives and other pesticides, on all crops has not been tested. Before applying any tank mixture not specifically recommended on this label, the safety to the target crop should be confirmed. To test for crop safety, apply the tank mixture to the target crop in a small area and in accordance with label instructions for the target crop.

RECOMMENDATIONS TO AVOID SPRAY DRIFT

Do not make applications when conditions favor drift beyond the target application area. When drift may be a problem, take measures to reduce drift, including:

1. Do not spray if wind speeds are or become excessive. Do not spray if wind speed is 15 mph or greater. If nontarget crops are located downwind, use caution when spraying if wind is present. Do not spray if winds are gusty.
2. Use caution when conditions are favorable for drift (high temperatures, drought, low relative humidity).

3. Do not apply when a temperature inversion exists. If inversion conditions are suspected, consult with local weather services before making an application.

RAINFASTNESS

ADAMENT 50 WG Fungicide is rainfast when dry, generally in 2 hours, and dependent on local weather conditions, such as humidity and wind.

USE DIRECTIONS FOR SPECIFIC CROPS

ADAMENT 50 WG Fungicide provides control or suppression of several important diseases of cherry, grapes, peach and nectarine. When reference is made to disease suppression, suppression can mean either erratic control from good to fair, or consistent control at a level below that obtained with the best commercial disease control products.

Grapes: DO NOT APPLY ADAMENT TO CONCORD GRAPES OR CROP INJURY MAY OCCUR.

Disease Control	Rate (oz./acre)	Application Timing	Notes
Powdery Mildew (<i>Uncinula necator</i>)	3	Begin applications when conditions are favorable for disease but before infection. Apply on a 14-day spray schedule.	Use higher rates when disease pressure is severe.
	4	Begin applications when conditions are favorable for disease but before infection. Apply on a 21-day spray schedule.	
Botrytis Bunch Rot (<i>Botrytis cinerea</i>)	6 to 7.2	Refer to timings listed above for grape powdery mildew. Research data show a trend toward better control if fungicides are applied at bloom, pre-bunch closure, and veraison. Continue on a 14- to 21-day spray schedule.	Use shorter intervals and higher rates when disease pressure is severe.
Phomopsis Cane & Leaf Spot (<i>Phomopsis viticola</i>)	6 to 7.2	Applications should begin at bud break and continue up to bunch closure on a 14- to 21-day spray schedule.	Use shorter intervals and higher rates when disease pressure is severe.
Black Rot (<i>Guignardia bidwellii</i>)	4 to 7.2	Begin applications when conditions are favorable for disease but before infection. Apply on a 10- to 14-day spray schedule.	Use shorter intervals and higher rates when disease pressure is severe.
Disease Suppression	Rate (oz./acre)	Application Timing	Notes
Botrytis Bunch Rot (<i>Botrytis cinerea</i>)	4	Refer to timings listed above for grape powdery mildew.	Use shorter intervals when disease pressure is severe.
Phomopsis Cane & Leaf Spot (<i>Phomopsis viticola</i>)			
Downy Mildew (<i>Plasmopara viticola</i>)	7.2	Begin applications when conditions are favorable for disease but before infection. Apply on a 10- to 14-day spray schedule.	Use shorter intervals when disease pressure is severe.

Restrictions:

Do not apply more than 48 oz. of ADAMENT 50 WG Fungicide per acre per season. Do not make more than 6 total applications of ADAMENT 50 WG Fungicide per season. Do not apply ADAMENT 50 WG Fungicide within 14 days of harvest. ADAMENT 50 WG Fungicide is a mixture of a Group 11 and a Group 3 fungicide. To limit the potential for the development of resistance, do not apply more than 2 sequential applications of ADAMENT 50 WG Fungicide or other Group 11-containing fungicides.

Stone Fruit (cherry, nectarine, peach)			
Disease Control	Rate (oz./acre)	Application Timing	Notes
Brown Rot Blossom Blight (<i>Monilinia laxa</i> , <i>M. fructicola</i>)	4 to 8	Begin applications when conditions are favorable for disease but before infection. Apply on a 7- to 14-day spray schedule.	Use higher rates and shorter intervals when disease pressure is severe.
Jacket Rot, Green Fruit Rot (<i>Botrytis cinerea</i>)		For Brown Rot Blossom Blight, begin applications at bud stage (about 5% bloom). If conditions are conducive for disease development, apply again at full bloom and at petal fall, or on a 7- to 14-day spray schedule.	
Shot Hole (<i>Wilsonomyces carpophilus</i>)			
Alternaria (<i>Alternaria alternata</i>)		For Cherry Leaf Spot, Powdery Mildew, and Scab, begin applications preventively. Apply at petal fall and continue on a 7- to 14-day spray schedule.	
Anthracnose (<i>Colletotrichum acutatum</i>)			
Powdery Mildew (<i>Podosphaera</i> spp., <i>Sphaerotheca pannosa</i>)			
Rusty Spot (<i>Podosphaera leucotricha</i>)			
Scab (<i>Cladosporium carpophilum</i>)			
Cherry Leaf Spot (<i>Blumeriella jaapii</i>)			
Fruit Rot (<i>Monilinia fructicola</i>)			
Rust (<i>Tranzschelia discolor</i>)			

Restrictions:
 Do not apply more than 32 oz. of ADAMENT 50 WG Fungicide per acre per season. Do not make more than 4 total applications of ADAMENT 50 WG Fungicide per season. Do not apply ADAMENT 50 WG Fungicide within 1 day of harvest. ADAMENT 50 WG Fungicide is a mixture of a Group 11 and a Group 3 fungicide. To limit the potential for the development of resistance, do not apply more than 2 sequential applications of ADAMENT 50 WG Fungicide or other Group 11 fungicides.

ROTATIONAL RESTRICTIONS

Treated areas may be replanted immediately following harvest with any crop listed on this label. For crops not listed on this label, do not plant back within 120 days of last application.

IMPORTANT: READ BEFORE USE

Read the entire Directions for Use, Conditions, Disclaimer of Warranties and Limitations of Liability before using this product. If terms are not acceptable, return the unopened product container at once.

By using this product, user or buyer accepts the following Conditions, Disclaimer of Warranties and Limitations of Liability.

CONDITIONS: The directions for use of this product are believed to be adequate and must be followed carefully. However, it is impossible to eliminate all risks associated with the use of this product. Crop injury, ineffectiveness or other unintended consequences may result because of such factors as weather conditions, presence of other materials, or the manner of use or application, all of which are beyond the control of Bayer CropScience. To the extent consistent with applicable law, all such risks shall be assumed by the user or buyer.

DISCLAIMER OF WARRANTIES: TO THE EXTENT CONSISTENT WITH APPLICABLE LAW, BAYER CROPSCIENCE MAKES NO OTHER WARRANTIES, EXPRESS OR IMPLIED, OF MERCHANTABILITY OR OF FITNESS FOR A PARTICULAR PURPOSE OR OTHERWISE, THAT EXTEND BEYOND THE STATEMENTS MADE ON THIS LABEL. No agent of Bayer CropScience is authorized to make any warranties beyond those contained herein or to modify the warranties contained herein. TO THE EXTENT CONSISTENT WITH APPLICABLE LAW, BAYER CROPSCIENCE DISCLAIMS ANY LIABILITY WHATSOEVER FOR SPECIAL, INCIDENTAL OR CONSEQUENTIAL DAMAGES RESULTING FROM THE USE OR HANDLING OF THIS PRODUCT.

LIMITATIONS OF LIABILITY: TO THE EXTENT CONSISTENT WITH APPLICABLE LAW, THE EXCLUSIVE REMEDY OF THE USER OR BUYER FOR ANY AND ALL LOSSES, INJURIES OR DAMAGES RESULTING FROM THE USE OR HANDLING OF THIS PRODUCT, WHETHER IN CONTRACT, WARRANTY, TORT, NEGLIGENCE, STRICT LIABILITY OR OTHERWISE, SHALL NOT EXCEED THE PURCHASE PRICE PAID, OR AT BAYER CROPSCIENCE'S ELECTION, THE REPLACEMENT OF PRODUCT.


NET CONTENTS: 40 OZ

PRODUCED FOR



Bayer CropScience

Bayer CropScience LP
P.O. Box 12014, 2 T.W. Alexander Drive
Research Triangle Park, North Carolina 27709
1-866-99BAYER (1-866-992-2937)



ADAMENT 50 WG Fungicide (MASTER) Approved 11/20/07, Notification 03/18/08