

264-1050

3/11/2009

10 of 17



UNITED STATES ENVIRONMENTAL PROTECTION AGENCY
WASHINGTON, D.C. 20460

OFFICE OF
PREVENTION, PESTICIDES AND
TOXIC SUBSTANCES

Larry R. Hodges, Ph.D.
Registration Manager, Insecticides
Bayer CropScience LP
P.O. Box 12014
2 T. W. Alexander Drive
Research Triangle Park, NC 27709

MAR 11 2009

SUBJECT: Application for Pesticide Notification – Correct and/or Clarify Wording on the
Label
Movento™
EPA Reg. No. 264-1050
Application Dated October 29, 2008

Dear Dr. Hodges:

The Agency is in receipt of your Application for Pesticide Notification under Pesticide Registration Notice (PRN) 98-10 for the above product. The Registration Division (RD) has conducted a review of this request for its applicability under PRN 98-10 and finds that the actions requested fall within the scope of PRN 98-10. The label submitted with the application has been date-stamped "Notification" and will be placed in our records.

If you have any questions, please call me directly at 703-305-6249 or Terri Stowe of my staff at 703-305-6117.

Sincerely,

Linda Arrington
Notifications & Minor Formulations Team Leader
Registration Division (7505P)
Office of Pesticide Programs

2017

Please read instructions on reverse before completing form.

Form Approved. OMB No. 2070-0060. Approval expires 2-28-95

	United States Environmental Protection Agency Washington, DC 20460	<input type="checkbox"/> Registration <input type="checkbox"/> Amendment <input checked="" type="checkbox"/> Other	OPP Identifier Number
	Application for Pesticide - Section I		


1. Company/Product Number 264-1050	2. EPA Product Manager Rita Kumar	3. Proposed Classification <input checked="" type="checkbox"/> None <input type="checkbox"/> Restricted
4. Company/Product (Name) MOVENTO	PM# 01	
5. Name and Address of Applicant (Include ZIP Code) Bayer CropScience LP 2 T. W. Alexander Drive Research Triangle Park, NC 27709 <input type="checkbox"/> Check if this is a new address		6. Expedited Review. In accordance with FIFRA Section 3(c)(3)(b)(i), my product is similar or identical in composition and labeling to: <div style="text-align: right; font-weight: bold; font-size: 1.2em;">NOTIFICATION</div> EPA Reg. No. _____ <div style="text-align: right; font-weight: bold; font-size: 1.2em;">MAR 11 2009</div> Product Name _____

Section - II	
<input type="checkbox"/> Amendment - Explain below. <input type="checkbox"/> Resubmission in response to Agency letter dated _____ <input checked="" type="checkbox"/> Notification - Explain below.	<input type="checkbox"/> Final printed labels in response to Agency letter dated _____ <input type="checkbox"/> "Me Too" Application. <input type="checkbox"/> Other - Explain below.


Explanation: Use additional page(s) if necessary. (For section I and Section II.)

Notification of minor wording corrections/clarifications on page 4 of the label and corrections/clarifications to the current adjuvant statement on page 8 of the label per PR Notice 98-10. See attached letter dated October 29, 2008 for a detailed explanation of the changes. This notification is consistent with the provisions of PR Notice 98-10 and EPA regulations at 40 CFR 152.46, and no other changes have been made to the labeling or the confidential statement of formula of this product. I understand that it is a violation of 18 U.S.C. Sec. 1001 to willfully make any false statement to EPA. I further understand that if this notification is not consistent with the terms of PR Notice 98-10 and 40 CFR 152.46, this product may be in violation of FIFRA and I may be subject to enforcement action and penalties under sections 12 and 14 of FIFRA.

Section - III					
1. Material This Product Will Be Packaged In:					
Child-Resistant Packaging <input type="checkbox"/> Yes <input checked="" type="checkbox"/> No	Unit Packaging <input type="checkbox"/> Yes <input checked="" type="checkbox"/> No	Water Soluble Packaging <input type="checkbox"/> Yes <input checked="" type="checkbox"/> No	2. Type of Container <input type="checkbox"/> Metal <input checked="" type="checkbox"/> Plastic <input type="checkbox"/> Glass <input type="checkbox"/> Paper <input type="checkbox"/> Other (Specify) _____		
* Certification must be submitted		If "Yes" Unit Packaging wgt. No. per container	If "Yes" Package wgt No. per container		
3. Location of Net Contents Information <input checked="" type="checkbox"/> Label <input type="checkbox"/> Container		4. Size(s) Retail Container 1 qt, 1 gal		5. Location of Label Directions <input type="checkbox"/> _____	
6. Manner in Which Label is Affixed to Product <input checked="" type="checkbox"/> Lithograph <input type="checkbox"/> Paper glued <input type="checkbox"/> Stenciled			<input type="checkbox"/> Other _____		

Section - IV			
1. Contact Point (Complete items directly below for identification of individual to be contacted, if necessary, to process this application.)			
Name Larry R. Hodges	Title Registration Product Manager - Insecticides	Telephone No. (Include Area Code) 919-549-2870	
Certification I certify that the statements I have made on this form and all attachments thereto are true, accurate and complete. I acknowledge that any knowingly false or misleading statement may be punishable by fine or imprisonment or both under applicable law.			6. Date Application Received (Stamped) <div style="border: 1px solid black; padding: 5px; text-align: center;"> RECEIVED OCT 29 2008 </div>
2. Signature 	3. Title Registration Manager - Insecticides		
4. Typed Name Larry R. Hodges	5. Date October 29, 2008		

30A17



Bayer CropScience

EPA Correspondence No. 08-26S
October 29, 2008

Document Processing Desk (NOTIF)
Office of Pesticide Programs (7504C)
U.S. Environmental Protection Agency
Room S-4900, One Potomac Yard
2777 South Crystal Drive
Arlington, Virginia 22202-4501

Re: Amendment by Notification to Correct and/or Clarify Wording on the
Label for MOVENTO (EPA Reg. No. 264-1050)

To Whom It May Concern:

Enclosed you will find Bayer's application to correct and/or clarify specific wording on the label for MOVENTO (EPA Reg. No. 264-1050). The specific corrections/ clarifications on pages 4 and 8 of the label are as follows:

Bayer CropScience
2 T.W. Alexander Drive
P. O. Box 12014
Research Triangle Park, NC 27709
Tel: 919 549-2000

Page 4, under Application Information, first paragraph, first sentence --
"insect" has been changed to "target pest".

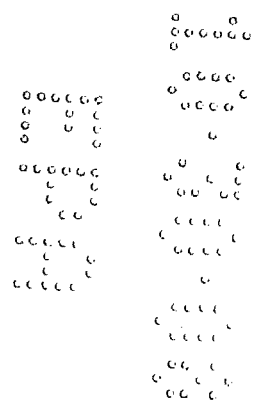
Page 4, under Application Information, first paragraph, second sentence --
"insects" has been changed to "target pests, such as aphids and whiteflies".

Page 4, under Application Information, third paragraph, second sentence -- "all
plant tissues including" has been deleted and "root growth" has been changed
to "root tissues".

Page 8, under Small Fruit Vine Climbing Subgroup, the second sentence in the
final paragraph under Notes and Restrictions -- "enhance" has been changed to
"increase".

Page 8, under Small Fruit Vine Climbing Subgroup, the third and fourth
sentences in the final paragraph under Notes and Restrictions -- "To minimize
the potential damage to berries / clusters associated with such adjuvants,
MOVENTO must be applied prior to the initiation of bloom in fresh market or
table grapes. If potential adjuvant damage to berries / clusters can be tolerated,
such as with wine or raisin grapes, MOVENTO applications can be made up to
the stated pre-harvest interval."-- have been deleted and replaced with "
however, not all adjuvants have been tested. It is recommended that a high
quality spreading-penetrating adjuvant be used at a rate that is known to be
safe to the crop."

We have corrected/clarified the current adjuvant statement because testing with a
wide array of adjuvants at various rates and applications that may be utilized in
grape production has demonstrated that the current adjuvant statement is both
inaccurate and too restrictive.



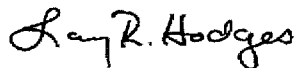
“This notification is consistent with the provisions of PR Notice 98-10 and EPA regulations at 40 CFR 152.46, and no other changes have been made to the labeling or the confidential statement of formula of this product. I understand that it is a violation of 18 U.S.C. Sec. 1001 to willfully make any false statement to EPA. I further understand that if this notification is not consistent with the terms of PR Notice 98-10 and 40 CFR 152.46, this product may be in violation of FIFRA and I may be subject to enforcement action and penalties under sections 12 and 14 of FIFRA.”

In support of this action, you will find the following:

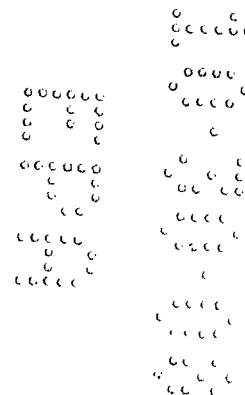
- EPA Form 8570-1. Application for Pesticide Amendment, dated October 28, 2008.
- Two copies of the amended label, dated October 23, 2008.
- One copy of the amended label with the correction/clarifications highlighted.

Please email me at larry.hodges@bayercropscience.com or phone me at (919) 549-2870 if you have any questions regarding this submission.

Sincerely,



Larry R. Hodges, Ph.D.
Registration Manager, Insecticides



Follow manufacturer's instructions for cleaning/maintaining PPE. If no such instructions for washables, use detergent and hot water. Keep and wash PPE separately from other laundry.

ENGINEERING CONTROLS STATEMENT

When handlers use closed systems, or enclosed cabs in a manner that meets the requirements listed in the Worker Protection Standard (WPS) for agricultural pesticides [40 CFR 170.240 (d)(4-6)], the handler PPE requirements may be reduced or modified as specified in the WPS.

User Safety Recommendations

Users should:

- Wash hands before eating, drinking, chewing gum, using tobacco or using the toilet.
- Remove clothing immediately if pesticide gets inside. Then wash thoroughly and put on clean clothing.
- Remove Personal Protective Equipment immediately after handling this product.
- Wash the outside of gloves before removing.
- As soon as possible, wash thoroughly and change into clean clothing.

ENVIRONMENTAL HAZARDS

For Terrestrial Use: This pesticide is toxic to aquatic invertebrates and oysters. Do not apply directly to water, to areas where surface water is present, or to intertidal areas below the mean high water mark. This product may contaminate water through drift of spray in wind. Do not apply when weather conditions favor drift from treated areas. Drift and runoff from treated areas may be hazardous to aquatic organisms in neighboring areas. Do not contaminate water when disposing of equipment washwaters or rinsate. This chemical has properties and characteristics associated with chemicals detected in ground water. The use of this chemical in areas where soils are permeable, particularly where the water table is shallow, may result in ground-water contamination.

This product is potentially toxic to honey bee larvae through residues in pollen and nectar, but not to adult honey bees. Exposure of adult bees to direct treatment or residues on blooming crops can lead to effects on honey bee larvae. See the "Directions for Use" section of this label for specific crop application instructions that minimize risk to honey bee larvae.

OBSERVE THE FOLLOWING PRECAUTIONS WHEN SPRAYING IN THE VICINITY OF AQUATIC AREAS SUCH AS LAKES; RESERVOIRS; RIVERS; PERMANENT STREAMS; MARSHES OR NATURAL PONDS; ESTUARIES AND COMMERCIAL FISH FARM PONDS.

Spray Drift Reduction Management

Do not apply when wind speed favors drift beyond the area intended for treatment. The interaction of many equipment and weather related factors determine the potential for spray drift. The applicator is responsible for considering all of these factors when making application decisions. Avoiding spray drift is the responsibility of the applicator.

Importance of Droplet Size: An important factor influencing drift is droplet size. Select nozzles and pressure that deliver medium spray droplets as indicated in nozzle manufacturer's catalogs and in accordance with ASAE Standard S-572. Nozzles that deliver coarse spray droplets may be used to reduce spray drift provided spray volume per acre (GPA) is increased to maintain crop coverage. For aerial application, spray should be released at the lowest possible height consistent with good pest control and flight safety. Applications more than 10 feet above the crop canopy should be avoided. Low humidity and high temperature increase the evaporation rate of spray droplets and therefore the likelihood of spray drift to aquatic areas. Avoid spraying during conditions of low humidity and/or high temperature.

Wind Speed Restrictions: Drift potential increases at wind speeds of less than 3 mph (due to inversion potential) or more than 10 mph. However, many factors, including droplet size, canopy and equipment specifications determine drift potential at any given wind speed. Do not apply when winds are greater than 15 mph and avoid gusty and windless conditions. Avoiding applications when wind direction is toward an aquatic area can reduce risk exposure to sensitive aquatic areas.

Restrictions During Temperature Inversions: Do not make aerial or ground applications during temperature inversions. Drift potential is high during temperature inversions. Temperature inversions restrict vertical air mixing, which causes small suspended droplets to remain close to the ground and move laterally in a concentrated cloud. Temperature inversions are characterized by increasing temperature with altitude and are common on nights with limited cloud cover and light to no wind. They begin to form as the sun sets and often continue into the morning. Their presence can be indicated by ground fog. However, if fog is not present, the movement of smoke from a ground source can also identify inversions. Smoke that layers and moves laterally in a concentrated cloud (under low wind conditions) indicates an inversion, while smoke that moves upward and rapidly dissipates indicates good vertical air mixing.

Airblast (Air Assist) Specific Recommendations: Airblast sprayers carry droplets into the canopy of trees/vines via a radial, or lateral directed air stream. The following drift management practices should be followed:

- Adjust deflectors and aiming devices so that spray is only directed into the canopy;
- Block off upward pointed nozzles when there is no overhanging canopy;
- Use enough air volume to penetrate the canopy and provide good coverage;
- Do not allow the spray to go beyond the edge of the cultivated area (i.e., turn off sprayer when turning at end rows);
- For applications to the outside rows, only spray inward, toward the orchard/grove.

RUNOFF MANAGEMENT

This product may contaminate water through runoff or drift of spray in wind. This product has a high potential for runoff for several weeks after application. Poorly draining soils and soils with shallow water tables are more prone to produce runoff that contains this product. A level well maintained vegetative buffer strip between areas to which this product is applied and surface water features such as ponds, streams, and springs will reduce the potential for contamination of water from rainfall runoff. Runoff of this product will be reduced by avoiding applications when rainfall is forecasted to occur within 48 hours.

ENDANGERED SPECIES ADVISORY

The use of any pesticide in a manner that may kill or otherwise harm endangered species or adversely modify their habitat is a violation of Federal law.

INSECT RESISTANCE STATEMENT

Some insects are known to develop resistance to insecticides after repeated use. As with any insecticide, the use of this product should conform to resistance management strategies established for the use area. MOVENTO contains an active ingredient with a mode of action classified as a Group 23 insecticide – lipid biosynthesis inhibitor (LBI). Studies to determine cross-resistance of Group 23 insecticides with other chemical classes have demonstrated no cross-resistance. Bayer CropScience strongly encourages that MOVENTO, applied alone or in tankmix combination with another Group 23 product, be applied in a block rotation or windowed approach with products from other chemical classes having a different mode of action before using additional applications of Group 23 insecticides against the same target pest. Using a block rotation or windowed approach, along with other IPM practices, is considered an effective use strategy for preventing or delaying an insect pest's ability to develop resistance to a given class of chemistry.

Contact your local extension specialist, certified crop advisor and/or Bayer CropScience representative for additional resistance management or IPM recommendations. Also, for more information on Insect Resistance Management (IRM), visit the Insecticide Resistance Action Committee (IRAC) on the web at <http://irac-online.org>.

DIRECTIONS FOR USE

It is a violation of Federal law to use this product in a manner inconsistent with its labeling.

Do not apply this product in a way that will contact workers or other persons, either directly or through drift. Only protected handlers may be in the area during application. For any requirements specific to your State or Tribe, consult the agency responsible for pesticide regulation.

AGRICULTURAL USE REQUIREMENTS

Use this product only in accordance with its labeling and with the Worker Protection Standard, 40 CFR part 170. This Standard contains requirements for the protection of agricultural workers on farms, forests, nurseries, and greenhouses, and handlers of agricultural pesticides. It contains requirements for training, decontamination, notification, and emergency assistance. It also contains specific instructions and exceptions pertaining to the statements on this label about personal protective equipment (PPE), and restricted-entry interval (REI). The requirements in this box only apply to uses of this product that are covered by the Worker Protection Standard.

Do not enter or allow worker entry into treated areas during the REI of **24 hours** following application.

PPE required for early entry to treated areas that is permitted under the Worker Protection Standard and that involves contact with anything that has been treated, such as plants, soil, or water, is:

- Long-sleeved shirt and long pants
- Protective eyewear
- Chemical-resistant gloves
- Shoes plus socks

80917

STORAGE AND DISPOSAL

Do not contaminate water, food or feed by storage or disposal.

Pesticide Storage: MOVENTO is packaged in poly-ethylene containers. Do not allow product or containers to freeze. Store in a cool, dry place and in such a manner as to prevent cross contamination with other pesticides, fertilizers, food, and feed. Store in original container and out of the reach of children, preferably in a locked storage area.

Handle and open container in a manner as to prevent spillage. If container is leaking, invert to prevent leakage. If the container is leaking or material is spilled for any reason or cause, carefully dam up spilled material to prevent runoff. Refer to Precautionary Statements on label for hazards associated with the handling of this material. Do not walk through spilled material. Absorb spilled material with absorbing type compounds and dispose of as directed for pesticides below. In spill or leak incidents, keep unauthorized people away. You may contact the Bayer CropScience Emergency Response Team for decontamination procedures or any other assistance that may be necessary. The Bayer CropScience Emergency Response Telephone No. is (800) 334-7577, or contact Chemtrec at (800) 424-9300.

Pesticide Disposal: Pesticide wastes are toxic. Improper disposal of excess pesticide, spray mixture, or rinsate is a violation of Federal Law. If these wastes cannot be disposed of by use according to label instructions, contact your State Pesticide or Environmental Control Agency, or the Hazardous Waste representative at the nearest EPA Regional Office for guidance.

Container Disposal: Non-refillable container. Do not reuse or refill this container. Triple rinse container (or equivalent) promptly after emptying. Triple rinse as follows: Empty the remaining contents into application equipment or a mix tank and drain for 10 seconds after the flow begins to drip. Fill the container ¼ full with water and recap. Shake for 10 seconds. Pour rinsate into application equipment or a mix tank or store rinsate for later use or disposal. Drain for 10 seconds after the flow begins to drip. Repeat this procedure two more times. Offer for recycling, if available or puncture and dispose of in a sanitary landfill, or by other procedures approved by state and local authorities.

APPLICATION INFORMATION

MOVENTO is a suspension concentrate formulation and is active primarily by ingestion against immature target pest life stages. In addition, fertility of adult female target pests, such as aphids and whiteflies, may be reduced. MOVENTO can be applied by air, ground equipment or through chemigation as a preventative treatment or timed to coincide with an early threshold level in developing insect populations.

MOVENTO must be tank-mixed with a spray adjuvant / additive having spreading and penetrating properties to maximize leaf uptake and systemicity of the active ingredient within treated plants; please contact your local Bayer CropScience representative or PCA for specific recommendations by crop. However, the use of Induce® adjuvant in combination with MOVENTO on grape, pome fruits and stone fruits is prohibited when fruit is present due to adverse plant compatibility on harvested commodities.

Sufficient leaf tissue must be present for uptake and translocation of this product; due to this requirement, do not apply prior to petal-fall on pome fruits, stone fruits, and tree nut crops. Following application to plant foliage, MOVENTO is fully systemic, moving through phloem and xylem to new shoot, leaf and root tissues; systemicity and efficacy may be hindered during periods of cold temperatures, under drought conditions, or when plants are not actively growing.

It is widely known that tankmixtures and/or sequential treatments of horticultural spray oil with Captan and/or sulfur may cause adverse plant compatibility in tree and vine crops; including MOVENTO in this tankmix and/or sequential treatment scenario is not recommended.

Use in enclosed structures, such as greenhouses or planthouses, is not permitted unless specified otherwise by state-specific supplemental labeling.

APPLICATION INSTRUCTIONS

Timing of application must be based on careful scouting for insect pests and local thresholds.

Foliar Spray Applications

Foliar applications must be made using properly calibrated ground sprayers, fixed- or rotary-winged aircraft or through properly designed, sprinkler-type, chemigation equipment (See Chemigation Application directions below). Sufficient spray volume, based on the size and density of the treated crop, must be utilized that allows for good coverage of both young and old foliage without runoff or collection of spray solution on leaf margins, fruit, or other plant tissues. Good coverage will help ensure maximum uptake by leaf surfaces and optimum systemicity within the plant.

Ground applications must be made in a minimum of 15 gallons of water per acre.

Aerial applications must be made in a minimum of 10 gallons of water per acre in tree and vine crops, and 5 gallons of water per acre in vegetable and potato crops. The higher dosage of MOVENTO within the crop/pest-specific section may be necessary for optimum control for aerial applications.

Chemigation applications (See Chemigation Application directions below) must be made as concentrated as possible. For best results apply at 100% input/travel speed, for center pivots or 0.1 inch (2,716 gallons) up to 0.15 inch (4,073 gallons) of water/A, for other systems. The higher dosage of MOVENTO within the crop-specific/pest section may be necessary for optimum control for chemigation applications.

Chemigation Application (Vegetable and Potato Crops only)

Types of Irrigation Systems: MOVENTO may be applied through sprinkler type irrigation systems only. These types include: center pivot, lateral move, side roll, or overhead solid set irrigation systems. Do not apply MOVENTO through any other type of irrigation system.

Injection for Chemigation: Inject the specified dosage of MOVENTO into the irrigation main water stream: (1) through a constant flow, metering device; (2) into the center of the main line flow via a pitot tube or equivalent; (3) at a point ahead of at least one, right-angle turn in the main stream flow such that thorough mixing with the irrigation water is ensured.

Uniform Water Distribution and System Calibration: The irrigation system must provide uniform distribution of MOVENTO treated water. Crop injury, lack of effectiveness, or illegal pesticide residues in or on the crop can result from non-uniform distribution. The system must be calibrated to uniformly distribute the rates specified for chemigation application to specific crops. If you have questions about calibration, contact your Cooperative Extension Service agent, equipment manufacturers, or other experts.

Chemigation Monitoring: A person knowledgeable of the chemigation system and responsible for its operation, or under the supervision of the responsible person, shall shut the system down and make necessary adjustments should the need arise.

Required Injection and Sprinkler System Safety Devices: The system must contain a functional check valve, vacuum relief valve, and low-pressure drain appropriately located on the irrigation pipeline to prevent water source contamination from backflow. The pesticide injection pipeline must contain a functional, automatic, quick-closing check valve to prevent the flow of fluid back toward the injection pump. The pesticide injection pipeline must also contain a functional, normally closed, solenoid-operated valve located on the intake side of the injection pump and connected to the system interlock to prevent fluid from being withdrawn from the supply tank when the irrigation system is either automatically or manually shut down. The system must contain functional interlocking controls to automatically shut off the pesticide injection pump when the water pump motor/engine stops; or in cases where there is no water pump, when water pressure decreases to the point where pesticide distribution is adversely affected. Injection systems must use a metering pump or equivalent, such as a positive displacement injection pump (e.g., diaphragm pump, venture injection) effectively designed and constructed of materials that are compatible with pesticides and capable of being fitted with a system interlock.

Using Water from Public Water Systems: Public water system means a system for the provision to the public of piped water for human consumption if such system has at least 15 service connections or regular serves an average of at least 25 individuals daily at least 60 days out of the year. Chemigation systems connected to public water systems must contain a functional, reduced-pressure zone, back flow preventer (RPZ) or the functional equivalent in the water supply line upstream from the point of pesticide introduction. As an option to the RPZ, the water from the public water system should be discharged into a reservoir tank prior to pesticide introduction. There shall be a complete physical break (air gap) between the outlet end of the fill pipe and the top or overflow rim of the reservoir tank of at least twice the inside diameter of the fill pipe. The pesticide injection pipeline must contain a functional, automatic, quick-closing check valve to prevent the flow of fluid back toward the injection pump. The pesticide injection pipeline must contain a functional, normally closed, solenoid-operated valve located on the intake side of the injection pump and connected to the system interlock to prevent fluid from being withdrawn from the supply tank when the irrigation system is either automatically or manually shut down. The system must contain functional interlocking controls to automatically shut off the pesticide injection pump when the water pump motor stops, or in cases where there is no water pump, when the water pressure decreases to the point where pesticide distribution is adversely affected. Systems must use a metering pump, such as a positive displacement injection pump (e.g., diaphragm pump) effectively designed and constructed of materials that are compatible with pesticides and capable of being fitted with a system interlock.

Cleaning the Chemical Injection System: In order to apply pesticides accurately, the chemical injection system must be kept clean, free of chemical or fertilizer residues and sediments. Refer to your owner's manual or ask your equipment supplier for the cleaning procedure for your injection system.

Flushing the Irrigation System: At the end of the application period, allow time for all lines to flush the pesticide through all nozzles or emitters before turning off irrigation water. To ensure the lines are flushed and free of pesticides, a dye indicator may be injected into the lines to mark the end of the application period.

Center-Pivot and Automatic-Move Linear Systems: Inject the specified dosage per acre continuously for one complete revolution (center pivot) or move of the system. The system should be run at maximum speed. It is recommended that nozzles in the immediate area of control panels, chemical supply tanks, pumps and system safety devices be plugged to prevent chemical contamination of these areas. The use of END GUNS is NOT RECOMMENDED. End guns that provide uneven distribution of treated water can result in lack of effectiveness or illegal pesticide residues in or on the crop.

Solid Set and Manually Controlled Linear Systems: Injection should be during the last 30 to 60 minutes of regular irrigation period or as a separate 30 to 60 minute application not associated with a regular irrigation.

MIXING INSTRUCTIONS

COMPATIBILITY / MIXING / ORDER-OF-MIXING

Observe all cautions and limitations on labeling of all products used in mixtures.

MOVENTO is physically and biologically compatible with many registered pesticides and fertilizers or micronutrients. However, it is known that many components, including crop protection products, fertilizers, micronutrients, and spray adjuvants, may be present in a tankmix combination that creates very unique and adverse chemical reactions, resulting in high risk circumstances. It is impossible to determine physical, biological, and plant compatibility for all scenarios that may be encountered and because of this reason, **it is recommended that potential users determine the chemical, physical, biological and plant compatibility of such mixes prior to applications on a broad commercial scale.**

When considering mixing MOVENTO with other pesticides, or other additives, first contact your supplier for advice. For further information, contact your local Bayer representative. If your supplier and Bayer representative have no experience with the combination you are considering, you should conduct a test to determine physical compatibility. To determine physical compatibility, add the recommended proportions of each chemical with the same proportion of water, as will be present in the chemical supply tank, into a

suitable container, mix thoroughly and allow to stand for five minutes. If the combination remains mixed, or can be readily re-mixed, the mixture is considered physically compatible.

The proper mixing procedure for MOVENTO alone or in tank mix combinations with other pesticides is:

- 1) Fill the spray tank 1/4 to 1/3 full with clean water;
- 2) While recirculating and with the agitator running, add any products in PVA bags (**See Note**). Allow time for thorough mixing;
- 3) Continue to fill spray tank with water until 1/2 full;
- 4) Add any other wettable powder (WP) or wettable granules (WG) products;
- 5) Add the required amount of MOVENTO, and any other "flowable" (FL or SC) type products;
- 6) Allow enough time for thorough mixing of each product added to tank;
- 7) If applicable, add any remaining tank mix components: emulsifiable concentrates (EC), fertilizers, micronutrients, spray adjuvants.
- 8) Fill spray tank to desired level and maintain constant agitation to ensure uniformity of spray mixture.

NOTE: Do not use PVA packets in a tank mix with products that contain boron or release free chlorine. The resultant reaction of PVA and boron or free chlorine is a plastic that is not soluble in water or solvents.

CROP ROTATION STATEMENT

Do not plant or replant any crop not listed on this label within 30 days after the last application.

TREE AND VINE CROPS

CROP USE DIRECTIONS

Apply specified dosage of MOVENTO early in the infestation as the population begins to develop or at early threshold for the target insect pest. Preventative applications are permitted where required for management of specific insect problems but generally require the higher dosage specified within the crop specific sections for optimal residual control. Degree of efficacy against labeled pests will be determined, in part, by the stage of pest development at application and infestation level of those pests.

MOVENTO must be tank-mixed with a spray adjuvant / additive having spreading and penetrating properties to maximize leaf uptake and systemicity of the active ingredient within treated plants; please contact your local Bayer CropScience representative or PCA for specific recommendations by crop. However, the use of Induce[®] adjuvant in combination with MOVENTO on grape, pome fruits and stone fruits is prohibited when fruit is present due to adverse plant compatibility on harvested commodities. Sufficient leaf tissue must be present for uptake and translocation of this product; due to this requirement, do not apply prior to petal-fall on pome fruits, stone fruits, and tree nut crops.

It is widely known that tankmixtures and/or sequential treatments of horticultural spray oil with Captan and/or sulfur may cause adverse plant compatibility in tree and vine crops; including MOVENTO in this tankmix and/or sequential treatment scenario is not recommended.

Application rates within this label are based on full-size mature trees and vines. Higher rates should be used for moderate to heavy insect pressure or where longer residual control is desired. Minimum application volumes of water: 50 GPA for conventional ground airblast sprayer, 30 GPA for high air velocity, low volume or air curtain sprayers, 10 GPA for aerial application.

CITRUS FRUITS

Crops of Crop Group 10 including: Calamondin, Citrus citron, Citrus hybrids (*Citrus spp.*, includes chironja, tangelo and tangor), Grapefruit, Kumquat, Lemon, Lime, Mandarin (tangerine), Orange (sweet and sour), Pummelo, and Satsuma mandarin.

PESTS CONTROLLED	Rate fluid ounces/Acre
Aphids Asian citrus psyllid California red scale Citrus leafminer Citrus thrips Florida red scale Mealybugs Whiteflies	8.0 – 10.0
Notes and Restrictions Pre-Harvest Interval (PHI): 1 day. Minimum interval between applications: 21 days. Maximum MOVENTO allowed per crop season: 20 fluid ounces/Acre (0.32 lb ai/A). Do not apply this product within 10 days prior to bloom, during bloom, or until petal fall is complete.	

12/20/17

SMALL FRUIT VINE CLIMBING SUBGROUP (Except Fuzzy Kiwifruit)

Crops of Crop Subgroup 13-07F Including: Amur river grape, Gooseberry, Grape, Kiwifruit (hardy), Maypop, Schisandra berry

PESTS CONTROLLED	Rate fluid ounces/Acre
Mealybugs Phylloxera Whiteflies	5.0 – 8.0
<p>Notes and Restrictions</p> <p>Pre-Harvest Interval (PHI): 7 days.</p> <p>Minimum interval between applications: 30 days.</p> <p>Maximum MOVENTO allowed per crop season: 12.5 fluid ounces/Acre (0.2) lb ai/A.</p> <p>Some adjuvants that may be used with MOVENTO have caused intolerable damage to grape berries / clusters when applied alone or in mixes after the initiation of bloom. Testing has shown that MOVENTO does not increase the potential for damage when used in combination with such adjuvants; however, not all adjuvants have been tested. It is recommended that a high quality spreading-penetrating adjuvant be used at a rate that is known to be safe to the crop.</p>	

POME FRUITS

Crops of Crop Group 11 Including: Apple, Crabapple, Loquat, Mayhaw, Pear, Oriental pear, Quince

PESTS CONTROLLED	Rate fluid ounces/Acre
Aphids (including Woolly Apple Aphid) Mealybugs Pear psylla San Jose scale Whiteflies	6.0 – 9.0
<p>Notes and Restrictions</p> <p>Pre-Harvest Interval (PHI): 7 days.</p> <p>Minimum interval between applications: 14 days.</p> <p>Maximum MOVENTO allowed per crop season: 25 fluid ounces/Acre (0.4 lb ai/A).</p> <p>Do not apply until after petal fall.</p> <p>For control of San Jose scale west of the Rocky Mountains [including all of MT, WY, CO, and NM], apply no earlier than petal fall, followed by a second application 14 – 21 days later. For control of San Jose scale east of the Rocky Mountains, apply no earlier than petal fall; under heavy infestation pressure or where difficult control conditions exist, a second application may be necessary.</p>	

STONE FRUITS

Crops of Crop Group 12 Including: Apricot, Cherry (sweet and tart), Nectarine, Peach, Plum (includes Chickasaw, Damson, and Japanese), Plumcot, Prune (fresh)

PESTS CONTROLLED	Rate fluid ounces/Acre
Aphids Mealybugs San Jose scale White peach scale Whiteflies	6.0 – 9.0
<p>Notes and Restrictions</p> <p>Pre-Harvest Interval (PHI): 7 days.</p> <p>Minimum interval between applications: 14 days.</p> <p>Maximum MOVENTO allowed per crop season: 15.3 fluid ounces/Acre (0.24 lb ai/A).</p> <p>Do not apply until after petal fall.</p> <p>For control of San Jose scale, apply no earlier than petal fall; under heavy infestation pressure or where difficult control conditions exist, a second application may be necessary.</p>	

TREE NUTS

Crops of Crop Group 14 Including: Almond, Beechnut, Brazil nut, Butternut, Cashew, Chestnut, Chinquapin, Filbert (hazelnut), Hickory nut, Macadamia nut (bush nut), Pecan, Walnut [black and English (Persian)]

PESTS CONTROLLED	Rate fluid ounces/Acre
Aphids Mealybugs Phylloxera San Jose scale Walnut scale Whiteflies	6.0 – 9.0
<p>Notes and Restrictions</p> <p>Pre-Harvest Interval (PHI): 7 days.</p> <p>Minimum interval between applications: 14 days.</p> <p>Maximum MOVENTO allowed per crop season: 21.5 fluid ounces/Acre (0.34 lb ai/A).</p> <p>Do not apply until after petal fall.</p> <p>For control of San Jose scale, apply no earlier than petal fall; under heavy infestation pressure or where difficult control conditions exist, a second application may be necessary.</p>	

HOPS

PEST CONTROLLED	Rate fluid ounces/Acre
Hop aphid	5.0 – 6.0
Notes and Restrictions Pre-Harvest Interval (PHI): 7 days . Minimum interval between applications: 14 days . Maximum MOVENTO allowed per crop season: 12.5 fluid ounces/Acre (0.2 lb ai/A) .	

CHRISTMAS TREE PLANTATIONS

PESTS CONTROLLED	Rate fluid ounces/Acre
Aphids (including root aphids and Adelgids) Scales	5.0 – 10.0
Notes and Restrictions Minimum interval between applications: 14 days . Maximum MOVENTO allowed per season: 20 fluid ounces/Acre (0.32 lb ai/A) .	

VEGETABLE AND POTATO CROPS

CROP USE DIRECTIONS

For all crops, apply specified dosage of MOVENTO as needed for control. Treatment must be made when insect populations begin to build and before a damaging population becomes established. Rate selected for use must depend on stage of pest development at application and infestation level of those pests.

MOVENTO must be tank-mixed with a spray adjuvant / additive having spreading and penetrating properties to maximize leaf uptake and systemicity of the active ingredient within treated plants; please contact your local Bayer CropScience representative or PCA for specific recommendations by crop.

Apply in adequate water for uniform coverage; minimum 15 GPA by ground and 5 GPA by aerial application. MOVENTO may also be applied through overhead irrigation systems as designated in the CHEMIGATION statement in the *Application Instructions* section of this label. If needed, repeat application at a 7- to 10-day interval.

CUCURBIT VEGETABLES

Crops of Crop Group 9 Including: Chayote (fruit), Chinese waxgourd (Chinese preserving melon), Citron melon, Cucumber, Gherkin, Gourd (edible, includes hyotan, cucuzza, hechima, Chinese okra), *Momordica* spp. (includes balsam apple, balsam pear, bitter melon, Chinese cucumber), Muskmelon (hybrids and/or cultivars of *Cucumis melo* including true cantaloupe, cantaloupe, casaba, Crenshaw melon, golden pershaw melon, honeydew melon, honey balls, mango melon, Persian melon, pineapple melon, Santa Claus melon, snake melon), Pumpkin, Squash (includes summer squash types such as: crookneck squash, scallop squash, straightneck squash, vegetable marrow, zucchini, and winter squash types such as acorn squash, butternut squash, calabaza, Hubbard squash, spaghetti squash), Watermelon (includes hybrids and/or varieties of *Citrullus lanatus*)

PESTS CONTROLLED	Rate fluid ounces/Acre
Aphids Whiteflies	3.0 – 5.0
Notes and Restrictions Pre-Harvest Interval (PHI): 1 day . Minimum interval between applications: 7 days . Maximum MOVENTO allowed per crop season: 10 fluid ounces/Acre (0.16 lb ai/A) . Do not apply this product within 10 days prior to bloom, during bloom, or until petal fall is complete.	

FRUITING VEGETABLES

Crops of Crop Group 8 Including: Eggplant, Groundcherry, Pepinos, Pepper (*Capsicum* spp., including Bell, Chili, Cooking, Pimento and Sweet), Tomatillo, Tomato

PESTS CONTROLLED	Rate fluid ounces/Acre
Aphids Psyllids Whiteflies	3.0 – 5.0
Notes and Restrictions Pre-Harvest Interval (PHI): 1 day . Minimum interval between applications: 7 days . Maximum MOVENTO allowed per crop season: 10 fluid ounces/Acre (0.16 lb ai/A) .	

LEAFY VEGETABLES (Except Brassica Vegetables)

Crops of Crop Group 4 Including: Amaranth (leafy amaranth, Chinese spinach, tampala), Arugula (Roquette), Cardoon, Celery, Celtuce, Chervil, Chinese celery, Chrysanthemum (edible-leaved and garland), Corn salad, Cress (garden), Cress (upland, yellow rocket, winter cress), Dandelion, Dock (sorrel), Endive (escarole), Florence fennel (Finocchio), Lettuce (head and leaf), Orach, Parsley, Purslane (garden and winter), Radicchio (red chicory), Rhubarb, Spinach [including New Zealand and vine (Malabar spinach, Indian spinach)], Swiss chard

PESTS CONTROLLED	Rate fluid ounces/Acre
Aphids Whiteflies	3.0 – 5.0
Notes and Restrictions Pre-Harvest Interval (PHI): 3 days . Minimum interval between applications: 7 days . Maximum MOVENTO allowed per crop season: 10 fluid ounces/Acre (0.16 lb ai/A) .	

BRASSICA (COLE) LEAFY VEGETABLES

Crops of Crop Group 5 Including: Broccoli, Broccoli raab (*rapini*), Brussels sprouts, Cabbage, Cauliflower, Cavalo broccolo, Chinese broccoli (*gai lan*), Chinese cabbage (*bok choy*), Chinese cabbage (*napa*), Chinese mustard cabbage (*gai choy*), Collards, Kale, Kohlrabi, Mizuna, Mustard greens, Mustard spinach, Rape greens

PESTS CONTROLLED	Rate fluid ounces/Acre
Aphids Whiteflies	3.0 – 5.0
Notes and Restrictions Pre-Harvest Interval (PHI): 1 day . Minimum interval between applications: 7 days . Maximum MOVENTO allowed per crop season: 10 fluid ounces/Acre (0.16 lb ai/A) .	

POTATO and OTHER TUBEROUS AND CORM VEGETABLES

Crops of Crop Subgroup 1C Including: Arracacha, Arrowroot, Artichoke (Chinese and Jerusalem), Canna (edible), Cassava (bitter and sweet), Chayote (root)*, Chufa, Dasheen (taro), Ginger, Leren, Potato, Sweetpotato, Tanier, Turmeric, Yam bean, Yam (true)

* See Cucurbit Vegetables for Chayote (fruit)

PESTS CONTROLLED	Rate fluid ounces/Acre
Aphids Psyllids Whiteflies	4.0 – 5.0
Notes and Restrictions Pre-Harvest Interval (PHI): 7 days . Minimum interval between applications: 7 days . Maximum MOVENTO allowed per crop season: 10 fluid ounces/Acre (0.16 lb ai/A) .	

IMPORTANT: READ BEFORE USE

Read the entire Directions for Use, Conditions, Disclaimer of Warranties and Limitations of Liability before using this product. If terms are not acceptable, return the unopened product container at once.

By using this product, user or buyer accepts the following Conditions, Disclaimer of Warranties and Limitations of Liability.

CONDITIONS: The directions for use of this product are believed to be adequate and must be followed carefully. However, it is impossible to eliminate all risks associated with the use of this product. Crop injury, ineffectiveness or other unintended consequences may result because of such factors as weather conditions, presence of other materials, or the manner of use or application, all of which are beyond the control of Bayer CropScience. All such risks shall be assumed by the user or buyer.

DISCLAIMER OF WARRANTIES: TO THE EXTENT CONSISTENT WITH APPLICABLE LAW, BAYER CROPSCIENCE MAKES NO OTHER WARRANTIES, EXPRESS OR IMPLIED, OF MERCHANTABILITY OR OF FITNESS FOR A PARTICULAR PURPOSE OR OTHERWISE, THAT EXTEND BEYOND THE STATEMENTS MADE ON THIS LABEL. No agent of Bayer CropScience is authorized to make any warranties beyond those contained herein or to modify the warranties contained herein. TO THE EXTENT CONSISTENT WITH APPLICABLE LAW, BAYER CROPSCIENCE DISCLAIMS ANY LIABILITY WHATSOEVER FOR SPECIAL, INCIDENTAL OR CONSEQUENTIAL DAMAGES RESULTING FROM THE USE OR HANDLING OF THIS PRODUCT.

LIMITATIONS OF LIABILITY: TO THE EXTENT CONSISTENT WITH APPLICABLE LAW, THE EXCLUSIVE REMEDY OF THE USER OR BUYER FOR ANY AND ALL LOSSES, INJURIES OR DAMAGES RESULTING FROM THE USE OR HANDLING OF THIS PRODUCT, WHETHER IN CONTRACT, WARRANTY, TORT, NEGLIGENCE, STRICT LIABILITY OR OTHERWISE, SHALL NOT EXCEED THE PURCHASE PRICE PAID, OR AT BAYER CROPSCIENCE'S ELECTION, THE REPLACEMENT OF PRODUCT.

NET CONTENTS:

MOVENTO is a registered trademark of Bayer CropScience

Induce® is a registered trademark of Helena Holding Company

PRODUCED FOR



Bayer CropScience

Bayer CropScience
P.O. Box 12014, 2 T.W. Alexander Drive
Research Triangle Park, North Carolina 27709
1-866-99BAYER (1-866-992-2937)

MOVENTO (MASTER) Approved 06/30/08, Notification 10/23/08