

204-1025

6/21/2012

lot 26



UNITED STATES ENVIRONMENTAL PROTECTION AGENCY
WASHINGTON, D C 20460-0001

OFFICE OF CHEMICAL SAFETY
AND POLLUTION PREVENTION

June 21, 2012

Ms Robyn Kneen
Registration Product Manager
Bayer CropScience LP
P O Box 12014, 2 T W Alexander Drive
Research Triangle Park, NC 27709-2014

**Subject Label Notification(s), Pesticide Registration Notification (PRN) 98-10
BELT™ SC Insecticide, EPA Reg No 264-1025
Your Submission Dated March 30, 2012**

Dear Ms Kneen

The Agency is in receipt of your application for Pesticide Notification under Pesticide Registration Notification (PRN) 98-10 (addition of 1 pest to label), dated March 30, 2012, for the referenced product. The Registration Division has conducted a review of this request for its applicability under PRN 98-10, and finds that the action(s) requested fall within the scope of PRN 98-10.

Please be reminded that 40 CFR §156.140(a)(4) requires that a batch code, lot number, or other code identifying the batch of the pesticide distributed and sold be placed on non-refillable containers. The code may appear either on the label (and can be added by non-Notification/PRN 98-10) or durably marked on the container itself.

The label submitted with this application has been time-stamped "Notification," and will be placed within the administrative file for this product. If you have any questions, please contact Mr. Carmen Rodia at (703) 306-0327 or via e-mail at Rodia.Carmen@epa.gov.

Sincerely yours,

For A handwritten signature in cursive script, appearing to read "Carmen J. Rodia", is written over the typed name.

Richard J. Gebken
Product Manager (10)
Insecticide Branch
Registration Division (7504P)

2 of 26

Please read instructions on reverse before completing form

Form Approved OMB No 2070-0060, Approval expires 2 28 95



United States
Environmental Protection Agency
Washington DC 20460

☐ Registration
☐ Amendment
☒ Other

OPP Identifier Number

Application for Pesticide - Section I

1 Company/Product Number 264-1025	2 EPA Product Manager Richard Gebken	3 Proposed Classification <input checked="" type="checkbox"/> None <input type="checkbox"/> Restricted
4 Company/Product (Name) BELT SC Insecticide	PM# 10	
5 Name and Address of Applicant (Include ZIP Code) Bayer CropScience LP 2 T W Alexander Drive Research Triangle Park NC 27709 <input type="checkbox"/> Check if this is a new address	6 Expedited Review In accordance with FIFRA Section 3(c)(3) (b)(i) my product is similar or identical in composition and labeling to EPA Reg No _____ Product Name _____	

Section - II

<input type="checkbox"/> Amendment Explain below	<input type="checkbox"/> Final printed labels in response to Agency letter dated _____
<input type="checkbox"/> Resubmission in response to Agency letter dated _____	<input type="checkbox"/> "Me Too" Application
<input checked="" type="checkbox"/> Notification Explain below	<input type="checkbox"/> Other Explain below

NOTIFICATION

JUN 21 2012

Explanation Use additional page(s) if necessary (For section I and Section II)

Notification to add a pest

This notification is consistent with the provision of PR Notice 98 10 and EPA regulations at 40 CFR 152.46 and no other changes have been made to the labeling or the confidential statement of formula of this product. I understand that it is a violation of 18 U.S.C. Sec. 1001 to willfully make any false statement to EPA. I further understand that if this notification is not consistent with the terms of PR Notice 98 10 and 40 CFR 152.46 this product may be in violation of FIFRA and I may be subject to enforcement action and penalties under sections 12 and 14 of FIFRA.

Section - III

1 Material This Product Will Be Packaged In			
Child Resistant Packaging <input type="checkbox"/> Yes <input checked="" type="checkbox"/> No	Unit Packaging <input type="checkbox"/> Yes <input checked="" type="checkbox"/> No	Water Soluble Packaging <input type="checkbox"/> Yes <input checked="" type="checkbox"/> No	2 Type of Container <input type="checkbox"/> Metal <input checked="" type="checkbox"/> Plastic <input type="checkbox"/> Glass <input type="checkbox"/> Paper <input type="checkbox"/> Other (Specify) _____
* Certification must be submitted			
If "Yes" Unit Packaging wgt		No per container	
If "Yes" Package wgt		No per container	
3 Location of Net Contents Information <input checked="" type="checkbox"/> Label <input type="checkbox"/> Container		4 Size(s) Retail Container Various	
5 Location of Label Directions <input checked="" type="checkbox"/>			
6 Manner in Which Label is Affixed to Product <input checked="" type="checkbox"/> Lithograph Paper glued <input type="checkbox"/> Stenciled <input type="checkbox"/> Other _____			

Section - IV

1 Contact Point (Complete items directly below for identification of individual to be contacted if necessary to process this application)			
Name Robyn Kneen	Title Registration Manager	Telephone No (include Area Code) 919 549 2412	
Certification I certify that the statements I have made on this form and all attachments thereto are true, accurate and complete. I acknowledge that any knowingly false or misleading statement may be punishable by fine or imprisonment or both under applicable law.			6 Date Application Received (Stamped)
2 Signature <i>Robyn Kneen</i>	3 Title Registration Manager		
4 Typed Name Robyn Kneen	5 Date March 30, 2012		

Bayer CropScience



March 30 2012

Mr Richard Gebken, PM 10
Registration Division
Office of Pesticide Programs (7504P)
U S Environmental Protection Agency
Room S-4900, One Potomac Yard
2777 South Crystal Drive
Arlington, Virginia 22202 4501

NOTIFICATION

JUN 21 2012

Dear Mr Gebken

Re **BELT™ SC Insecticide – EPA Reg No 264-1025**
Notification

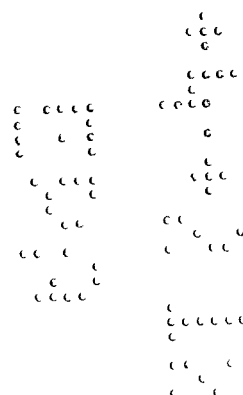
This submission is a Notification to add a pest to the label for BELT™ SC,
EPA Reg No 264 1025 Attached are two (2) copies of the label, one with the
additional pest highlighted

Bayer CropScience Inc.
RTP
P.O. Box 12014
RTP NC 27709
Tel 919 490 2000

Please let me know if you need any additional information You can reach me
at (919) 549-2412 or by email at robyn.kneen@bayer.com

Sincerely,

Robyn Kneen
Registration Product Manager



4 of 26

GROUP	28	INSECTICIDE
-------	----	-------------

BELT™ SC Insecticide

For control of certain insects on alfalfa, Brassica (cole) leafy vegetables, christmas trees, corn (field corn, pop corn, sweet corn, silage, and corn grown for seed), cotton, cucurbit vegetables, fruiting vegetables (except cucurbit) and okra, leafy vegetables (except brassica), grape, legume vegetables (except soybean), peanut, pome fruit, safflower, sorghum, soybeans, sugarcane, sunflower, stone fruit, small fruit vine climbing subgroup (except fuzzy kiwifruit), tree nuts and pistachio and tobacco

ACTIVE INGREDIENT	
Flubendiamide 1 dimethyl 2 methylsulfonyl ethyl 3 iodo N-(2 methyl 4 2 2 2-tetrafluoro 1 trifluoromethyl ethyl phenyl) 2 benenedicarboxamide	39%
OTHER INGREDIENTS	61%
BELT SC Insecticide contains 4 pounds of flubendiamide per US gallon 480 grams per liter	TOTAL 100%
EPA Reg No 264-1025	
EPA Est No	

STOP - Read the label before use
KEEP OUT OF REACH OF CHILDREN
CAUTION

For MEDICAL And TRANSPORTATION Emergencies ONLY Call 24 Hours A Day 1-800 334 7577
For PRODUCT USE Information Call 1 866 99BAYER (1 866-992-2937)

FIRST AID

IF ON SKIN OR CLOTHING	<ul style="list-style-type: none">• Take off contaminated clothing• Rinse skin immediately with plenty of water for 15 20 minutes• Call a poison control center or doctor for treatment advice	NOTIFICATION JUN 21 2012
IF SWALLOWED	<ul style="list-style-type: none">• Call a poison control center or doctor immediately for treatment advice• Do not induce vomiting unless told to do so by a poison control center or doctor• <input type="checkbox"/> Have person sip a glass of water if able to swallow• Do not give anything by mouth to an unconscious person	NOTIFICATION JUN 21 2012
Have the product container or label with you when calling a poison control center or doctor or going for treatment		
For medical emergencies, health concerns or pesticide incidents, you may call the Bayer CropScience Emergency Response toll free number 24 hours a day at 1 800 334 7577		
NOTE TO PHYSICIAN No specific antidote is known Treat symptomatically		

PRECAUTIONARY STATEMENTS

HAZARD TO HUMANS AND DOMESTIC ANIMALS CAUTION

Harmful if swallowed or absorbed through skin Causes moderate eye irritation Avoid contact with skin eyes or clothing Wash hands thoroughly with soap and water after handling and before eating drinking chewing gum using tobacco or using the toilet Remove and wash contaminated clothing before reuse

PERSONAL PROTECTIVE EQUIPMENT (PPE)

- Applicators and other handlers must wear
- Long sleeved shirt and long pants
 - Chemical resistant gloves (such as Natural Rubber) If you want more options follow the instructions for Category A on the EPA chemical resistance category selection chart
 - Shoes plus socks

Follow manufacturer's instructions for cleaning/maintaining PPE. If no such instructions for washables, use detergent and hot water. Keep and wash PPE separately from other laundry. Discard clothing and other absorbent materials that have been drenched or heavily contaminated with this product's concentrate. Do not reuse them.

ENGINEERING CONTROLS STATEMENT

When handlers use closed systems or enclosed cabs in a manner that meets the requirements listed in the Worker Protection Standard (WPS) for agricultural pesticides (40 CFR 170.240 (d)(4)(6)), the handler PPE requirements may be reduced or modified as specified in the WPS.

USER SAFETY RECOMMENDATIONS

Users should

- Wash hands thoroughly before eating, drinking, chewing gum, using tobacco or using the toilet.
- Remove clothing/PPE immediately if pesticide gets inside. Then wash thoroughly and put on clean clothing.
- Remove Personal Protective Equipment immediately after handling this product. Wash the outside of gloves before removing. As soon as possible, wash thoroughly and change into clean clothing.

ENVIRONMENTAL HAZARDS

This pesticide is toxic to aquatic invertebrates. For terrestrial uses, Do not apply directly to water, or to areas where surface water is present or to intertidal areas below the mean high water mark. Do not contaminate water when disposing of equipment washwater or rinsate.

Ground Water Advisory

Flubendiamide and its degradate NNI 0001 des iodo have properties and characteristics associated with chemicals detected in ground water. This chemical may leach into ground water if used in areas where soils are permeable, particularly where the water table is shallow.

Surface Water Advisory

Flubendiamide and its degradate NNI 0001 des iodo may also impact surface water quality due to runoff of rain water. This is especially true for poorly draining soils and soils with shallow ground water. These chemicals are classified as having a medium potential for reaching both surface water and aquatic sediment via runoff several months or more after application. A well maintained vegetative buffer strip between areas to which this product is applied and surface water features such as ponds, streams and springs as required under the Directions for Use, will reduce the potential for loading of flubendiamide and its degradate NNI 0001 des iodo from run off and sediment. Runoff of this product will be reduced by avoiding applications when rainfall is forecasted to occur within 48 hours.

DIRECTIONS FOR USE

It is a violation of Federal law to use this product in a manner inconsistent with its labeling.

Read entire label before using this product.

USE RESTRICTIONS

- Do not apply this product in a way that will contact workers or other persons, either directly or through drift. Only protected handlers may be in the treated area during application.
- For any requirements specific to your State or Tribe, consult the agency responsible for pesticide regulation.
- The following use restrictions are required to permit use of BELT™ SC Insecticide in the State of New York:
 - Not for sale, use, and distribution in Nassau and Suffolk Counties of New York State.
 - Aerial application of this product is prohibited in New York State.
 - This product cannot be applied within 100 ft of a water body, i.e., lake, pond, river, stream, wetland, or drainage ditch.

BUFFER ZONES

Vegetative Buffer Strip

Construct and maintain a minimum 15 foot wide vegetative filter strip of grass or other permanent vegetation between field edge and down gradient aquatic habitat (such as, but not limited to, lakes, reservoirs, rivers, permanent streams, marshes or natural ponds, estuaries, and commercial fish farm ponds).

Only apply products containing flubendiamide onto fields where a maintained vegetative buffer strip of at least 15 feet exists between the field edge and down gradient aquatic habitat.

For guidance refer to the following publication for information on constructing and maintaining effective buffers: *Conservation Buffers to Reduce Pesticide Losses: Natural Resources Conservation Services* USDA 2000 Fort Worth Texas 21 pp
<http://www.nrcs.usda.gov/technical/agronomy/newconbuf.pdf>

AGRICULTURAL USE REQUIREMENTS

Use this product only in accordance with its labeling and with the Worker Protection Standard 40 CFR part 170. This standard contains requirements for the protection of agricultural workers on farms, forests, nurseries, and greenhouses, and handlers of agricultural pesticides. It contains requirements for training, decontamination, notification and emergency assistance. It also contains specific instructions and exceptions pertaining to the statements on this label about personal protective equipment (PPE) and restricted entry intervals. The requirements in this box only apply to uses of this product that are covered by the Worker Protection Standard.

Do not enter or allow worker entry into treated areas during the restricted entry interval (REI) of 12 hours following application.

PPE required for early entry to treated areas that is permitted under the Worker Protection Standard and that involves contact with anything that has been treated such as plants, soil or water is: coveralls, chemical resistant gloves such as barrier laminate, butyl rubber, nitrile rubber, or viton, and shoes plus socks.

GENERAL INFORMATION

BELT SC Insecticide is a Suspension Concentrate formulation. The active ingredient contained in BELT SC Insecticide is active by insect larval ingestion leading to a rapid cessation of feeding followed by death of the insect. Application should be timed to coincide with early threshold level in a developing larval population. Thorough coverage of all plant parts is required for optimum performance.

Use in enclosed structures such as greenhouses or planhouses is not permitted unless specified otherwise by state specific supplemental labeling.

INSECT RESISTANCE STATEMENT

BELT SC Insecticide contains an active ingredient with a mode of action classified as a Group 28 insecticide (ryanodine receptor modulators). Studies to determine cross resistance of Group 28 insecticides with other chemical classes have demonstrated no cross resistance. However, repeated use of any crop protection product may increase the development of resistant strains of insects. Rotation to another product with a different mode of action is recommended. Contact your local extension specialist, certified crop advisor, and/or Bayer CropScience representative for additional resistance management or IPM recommendations. Also for more information on Insect Resistance Management (IRM), visit the Insecticide Resistance Action Committee (IRAC) on the web at <http://www.irac-online.org>.

APPLICATION GUIDELINES

For all insects, timing of application should be based on careful scouting and local thresholds.

Foliar Spray Applications

Ground applications A minimum of 10.0 gallons of diluted product/A.

Aerial applications A minimum of 2.0 gallons of diluted product/A. Aerial applications made to dense canopies may not provide sufficient coverage of lower leaves to provide acceptable pest control. Under these conditions, the higher rate of BELT SC Insecticide specified in the crop/pest specific tables within the Directions for Use section of this label may be necessary for optimum pest control.

Chemigation applications (see use in Chemigation Systems directions below) should be made as concentrated as possible. For best results, apply at 100% input/travel speed for center pivots or 0.10 inch (2.716 gallons) up to 0.15 inch (4.073 gallons) of water/A for other systems. Higher labeled rates of BELT SC Insecticide may be necessary for chemigation applications.

CHEMIGATION SYSTEMS

BELT SC Insecticide may be applied through irrigation systems only on those crops listed under Recommended Applications where application through irrigation systems is recommended.

Types of Irrigation Systems Apply BELT SC Insecticide only through sprinkler, including center pivot, lateral move, side roll, or overhead solid set irrigation systems. Do not apply BELT SC Insecticide through any other type of irrigation system.

GENERAL DIRECTIONS FOR ALL RECOMMENDED TYPES OF IRRIGATION SYSTEMS

Uniform Water Distribution and System Calibration The irrigation system must provide uniform distribution of treated water. Crop injury, lack of effectiveness, or illegal pesticide residues in the crop can result from non-uniform distribution of treated water. The system must be calibrated to uniformly apply the rates specified. If you have questions about calibration, you should contact State Extension Service specialists, equipment manufacturers, or other experts.

Chemigation Monitoring A person knowledgeable of the chemigation system and responsible for its operation, or under the supervision of the responsible person, shall shut the system down and make necessary adjustments should the need arise.

Drift Do not apply when wind speed favors drift beyond the area intended for treatment.

Required System Safety Devices The system must contain a functional check valve, vacuum relief valve, and low pressure drain appropriately located on the irrigation pipeline to prevent water source contamination from backflow. The pesticide injection pipeline must contain a functional, automatic, quick closing check valve to prevent the flow of fluid back toward the injection pump. The pesticide injection pipeline must also contain a functional, normally closed, solenoid operated valve located on the intake side of the injection pump and connected to the system interlock to prevent fluid from being withdrawn from the supply tank when the irrigation system is either automatically or manually shut down. The system must contain functional interlocking controls to automatically shut off the pesticide injection pump when the water pump motor stops. The irrigation line or water pump must include a functional pressure switch that will stop the water pump motor when the water pressure decreases to the point where pesticide distribution is adversely affected. Systems must use a metering pump, such as a positive displacement injection pump (e.g., diaphragm pump), effectively designed and constructed of materials that are compatible with pesticides and capable of being fitted with a system interlock.

Using Water from Public Water Systems Public water system means a system for the provision to the public of piped water for human consumption if such system has at least 15 service connections or regularly serves an average of at least 25 individuals daily at least 60 days out of the year. Chemigation systems connected to public water systems must contain a functional, reduced pressure zone (RPZ) back flow preventer or the functional equivalent in the water supply line upstream from the point of pesticide introduction. As an option to the RPZ, the water from the public water system should be discharged into a reservoir tank prior to pesticide introduction. There shall be a complete physical break (air gap) between the flow outlet end of the fill pipe and the top or overflow rim of the reservoir tank of at least twice the inside diameter of the fill pipe. The pesticide injection pipeline must contain a functional, automatic, quick closing check valve to prevent the flow of fluid back toward the injection. The pesticide injection pipeline must contain a functional, normally closed, solenoid operated valve located on the intake side of the injection pump and connected to the system interlock to prevent fluid from being withdrawn from the supply tank when the irrigation system is either automatically or manually shut down. The system must contain functional interlocking controls to automatically shut off the pesticide injection pump when the water pump motor stops or in cases where there is no water pump, when the water pressure decreases to the point where pesticide distribution is adversely affected. Systems must use a metering pump, such as a positive displacement injection pump (e.g., diaphragm pump), effectively designed and constructed of materials that are compatible with pesticides and capable of being fitted with a system interlock.

Cleaning the Chemical Injection System In order to accurately apply pesticides, the chemical injection system must be kept clean, free of chemical or fertilizer residues and sediments. Refer to your owner's manual or ask your equipment supplier for the cleaning procedure for your injection system.

Flushing the Irrigation System At the end of the application period, allow time for all lines to flush the pesticide through all nozzles before turning off irrigation water. To ensure the lines are flushed and free of pesticides, a dye indicator may be injected into the lines to mark the end of the application period.

Equipment Area Contamination Prevention It is recommended that nozzles in the immediate area of control panels, chemical supply tanks, pumps and system safety devices be plugged to prevent chemical contamination of these areas.

Center Pivot and Automatic Move Linear Systems Inject the specified dosage per acre continuously for one complete revolution (center pivot) or move of the system. The system should be run at maximum speed. It is recommended that nozzles in the immediate area of control panels, chemical supply tanks, pumps and system safety devices be plugged to prevent chemical contamination of these areas. The use of END GUNS is NOT RECOMMENDED. End guns that provide uneven distribution of treated water can result in lack of effectiveness or illegal pesticide residues in or on the crop.

Solid Set and Manually Controlled Linear Systems Injection should be during the last 30 to 60 minutes of regular irrigation period or as a separate 30 to 60 minute application not associated with a regular irrigation. Adjust end guns to keep treated water on the treated area in a uniform manner.

SPRAY DRIFT REDUCTION MANAGEMENT

Do not apply when wind speed favors drift beyond the area intended for treatment. The interaction of many equipment and weather related factors determine the potential for spray drift. The applicator is responsible for considering all of these factors when making application decisions. Avoiding spray drift is the responsibility of the applicator.

Importance of Droplet Size

An important factor influencing drift is droplet size. Small droplets (150 - 200 microns) drift to a greater extent than large droplets. Within typical equipment specifications, applications should be made to deliver the largest droplet spectrum that provides sufficient control and coverage. Use only Medium or coarser spray nozzles for ground and non ULV aerial application according to ASAE S572 definition for standard nozzles. In conditions of low humidity and high temperatures, applicators should use a coarser droplet size.

Ground Applications

Wind speed must be measured adjacent to the application site on the upwind side immediately prior to application. For ground boom applications, apply using a nozzle height of no more than 4 feet above the ground or crop canopy. For airblast applications, turn off outward pointing nozzles at row ends and when spraying the outer two rows. To minimize spray loss over the top in orchard applications, spray must be directed into the canopy.

Aerial Applications

The spray boom should be mounted on the aircraft so as to minimize drift caused by wing tip vortices. The minimum practical boom length should be used and must not exceed 75% of the wing span or 80% rotor diameter. Flight speed and nozzle orientation must be considered in determining droplet size. Spray must be released at the lowest height consistent with pest control and flight safety. Do not release spray at a height greater than 10 feet above the crop canopy unless a greater height is required for aircraft safety. When applications are made with a cross wind the swath will be displaced downwind. The applicator must compensate for this displacement at the downwind edge of the application area by adjusting the path of the aircraft upwind. Making applications at the lowest height that is safe reduces the exposure of the droplets to evaporation and wind.

Wind Speed Restrictions

Drift potential increases at wind velocities of less than 3 mph due to inversion potential or more than 10 mph. However many factors including droplet size, canopy and equipment specifications determine drift potential at any given wind speed. Only apply this product if the wind direction favors on target deposition. Do not apply when wind velocity exceeds 15 mph and avoid gusty and windless conditions. Risk of exposure to sensitive aquatic areas can be reduced by avoiding applications when wind direction is toward the aquatic area.

Restrictions During Temperature Inversions

Do not make ground applications during temperature inversions. Drift potential is high during temperature inversions. Temperature inversions restrict vertical air mixing, which causes small suspended droplets to remain close to the ground and move laterally in a concentrated cloud. Temperature inversions are characterized by stable air and increasing temperatures with altitude and are common on nights with limited cloud cover and light to no wind. They begin to form as the sun sets and often continue into the morning. Their presence can be indicated by mist or ground fog; however, if fog is not present, inversions can also be identified by the movement of smoke from a ground source. Smoke that layers and moves laterally near the ground surface in a concentrated cloud under low wind conditions indicates an inversion, while smoke that moves upward and rapidly dissipates indicates good vertical mixing.

MIXING INSTRUCTIONS

COMPATIBILITY

BELT SC Insecticide is physically and biologically compatible with many registered pesticides and fertilizers or micronutrients. When considering mixing BELT SC Insecticide with other pesticides or other additives, first contact your supplier for advice. For further information, contact your local Bayer Representative. If you have no experience with the combination you are considering, you should conduct a test to determine physical compatibility. To determine physical compatibility, add the recommended proportions of each chemical with the same proportion of water as will be present in the chemical supply tank into a suitable container, mix thoroughly and allow to stand for five minutes. If the combination remains mixed or can be readily re-mixed, the mixture is considered physically compatible.

ORDER OF MIXING

BELT SC Insecticide may be used with other recommended pesticides, fertilizers and micronutrients. The proper mixing procedure for BELT SC Insecticide alone or in tank mix combinations with other pesticides is:

1. Fill the spray tank 1/4 to 1/3 full with clean water.
2. While recirculating and with the agitator running, add any products in PVA bags (**See Note**). Allow time for thorough mixing.
3. Continue to fill spray tank with water until 1/2 full.
4. Add any other wettable powder (WP) or water dispersible granule (WG) products.
5. Add the required amount of BELT SC Insecticide and any other flowable (FL) or SC type products.
6. Allow enough time for thorough mixing of each product added to tank.
7. If applicable, add any remaining tank mix components: emulsifiable concentrates (EC), fertilizers and micronutrients.
8. Fill spray tank to desired level and maintain constant agitation to ensure uniformity of spray mixture.

NOTE: Do not use PVA packets in a tank mix with products that contain boron or release free chlorine. The resultant reaction of PVA and boron or free chlorine is a plastic that is not soluble in water or solvents.

ROTATIONAL CROP STATEMENT

Treated areas may be replanted with any crop specified on this label as soon as practical following the last application.

ROTATIONAL PLANT BACK INTERVALS¹

Immediate plant back: Alfalfa, Brassica (Cole), Leafy Vegetables, Corn (Field, Pop, and Sweet), Cotton, Cucurbit Vegetables, Fruiting Vegetables, Globe Artichoke, Leafy Vegetables (except Brassica), Legume Vegetables, Okra, Peanut, Safflower, Soybeans, Strawberries, Sorghum, Sunflower, Sugarcane, Tobacco, Turnip Greens.

30 Day plant back: Barley, Buckwheat, Clover, Grasses, Millet (pearl), Millet (proso), Oats, Rice, Root Crops, Root, Tuber and Bulb Vegetables, Rye, Teosinte, Triticale, Wheat.

9 Month plant back: All other crops.

¹ Cover Crops for soil building or erosion control may be planted at any time, but do not graze or harvest for food or feed.

USES

Recommended Applications Apply specified dosage of BELT SC Insecticide as needed for control. For best results, treatment should be made when insect populations begin to build and before a damaging population becomes established. Rate selected for use should depend on stage of pest development at application, pest infestation level, plant size and density of plant foliage. Thorough coverage of plant foliage is recommended for optimum product performance. BELT SC Insecticide may be applied by air, ground equipment or through overhead irrigation systems as designated in the COMIGATION SYSTEMS statement in the *Application Guidelines* section of this label. Please contact your local Bayer CropScience representative or Pest Control Advisor for specific recommendations by crop.

ALFALFA

PESTS CONTROLLED	RATE PER APPLICATION fluid oz/Acre
Alfalfa caterpillar Armyworm Army cutworm Alfalfa looper Alfalfa webworm Beet armyworm Corn earworm Cutworms Fall armyworm Green cloverworm Loopers Velvetbean caterpillar Yellowstriped armyworm	2.0 - 4.0

Notes and Use Restrictions

Do not enter or allow entry into treated areas during the restricted entry interval (REI) of 12 hours.

Pre harvest Interval (PHI): Forage and hay 0 days


Retreatment Interval: 21 days

Do not apply more than 4.0 fl oz per acre (0.125 lb ai/A) per cutting.

Do not apply more than 12.0 fl oz per acre (0.375 lb ai/A) per year.

Minimum application volume: 10.0 GPA ground, 2.0 GPA aerial application.

See COMIGATION statement in *Application Guidelines* section of this label.



BRASSICA (COLE) LEAFY VEGETABLES

Crops of Crop Group 5 including Broccoli Broccoli raab Rapini Brussels sprouts Cabbage Cauliflower Cavalo broccolo Chinese broccoli gai lan Chinese cabbage bok choy Chinese cabbage napa Chinese mustard cabbage gai choy Collards Kale Kohlrabi Mizuna Mustard greens Mustard spinach Rape greens

PESTS CONTROLLED	RATE PER APPLICATION fluid oz/Acre
Alfalfa looper Alfalfa caterpillar Armyworms Beet armyworm Cabbage looper Cabbage webworm Corn earworm Cross striped cabbageworm Cutworm species Diamondback moth Fall armyworm Garden webworm Imported cabbage worm Saltmarsh caterpillar Southern armyworm Southern cabbageworm Tobacco budworm True armyworm Yellowstriped armyworm	10

Notes and Use Restrictions

Do not enter or allow entry into treated areas during the restricted entry interval (REI) of 12 hours

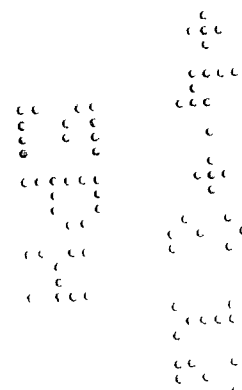
Pre harvest Interval (PHI) 1 day

Do not apply more than 10 oz per acre (0.03 lb ai/A) per 3 day interval

Do not apply more than 20 oz per acre (0.06 lb ai/A) per crop season

Minimum application volume 100 GPA ground 20 GPA aerial application


See CLEMIGATION statement in *Application Guidelines* section of the label



CHRISTMAS TREE	
PESTS CONTROLLED	RATE PER APPLICATION fluid oz/Acre
Bagworm Fall webworm Gypsy moth <input type="checkbox"/> emlock looper <input type="checkbox"/> ackpine budworm Pine tip moth Redhumped caterpillar Spruce budworm Tent caterpillar Tussock moths	3 0 <input type="checkbox"/> 5 0
Notes and Restrictions Do not enter or allow entry into treated areas during the restricted entry interval (REI) of 12 hours Do not apply more than 5 0 fl oz per acre (0 156 lb ai/A) per 7 day interval Do not apply more than 10 0 fl oz per acre (0 312 lb ai/A) per crop season Apply BELT SC Insecticide in sufficient water volume that provides thorough coverage of plant foliage and fruit Minimum application volume <input type="checkbox"/> 20 0 GPA <input type="checkbox"/> ground <input type="checkbox"/> 5 0 GPA <input type="checkbox"/> aerial application	

CORN (FIELD CORN, POP CORN, SWEET CORN, and CORN GROWN FOR SEED)	
PESTS CONTROLLED	RATE PER APPLICATION fluid oz/Acre
Armyworm Army cutworm Beet armyworm Black cutworm Common stalk borer Corn earworm European corn borer Fall armyworm Green cloverworm Southern armyworm Southwestern corn borer Western bean cutworm <input type="checkbox"/> ellowstriped armyworm	1 0 3 0
Notes and Use Restrictions Do not enter or allow entry into treated areas during the restricted entry interval (REI) of 12 hours Pre harvest Interval (PHI) <input type="checkbox"/> Green forage and silage 1 day <input type="checkbox"/> Sweet corn 1 day Grain or stover 28 days Do not apply more than 3 0 fl oz per acre (0 094 lb ai/A) per 3 day interval Do not apply more than 12 0 fl oz per acre (0 375 lb ai/A) per crop season Do not apply more than 4 times per crop season Minimum application volume <input type="checkbox"/> 10 0 GPA <input type="checkbox"/> ground <input type="checkbox"/> 2 0 GPA <input type="checkbox"/> aerial applications See C <input type="checkbox"/> EMIGAT <input type="checkbox"/> N statement in <i>Application Guidelines</i> section of this label	

COTTON	
PESTS CONTROLLED	RATE PER APPLICATION fluid oz/Acre
Beet armyworm Cabbage looper Cotton bollworm Cotton leafworm Cotton leaf perforator Cutworm species European corn borer Fall armyworm Omnivorous leafroller Saltmarsh caterpillar Soybean looper Tobacco budworm Yellowstriped armyworm	10 30
Notes and Use Restrictions Do not enter or allow entry into treated areas during the restricted entry interval (REI) of 12 hours Pre harvest Interval (PHI) 28 days Do not apply more than 3.0 fl oz per acre (0.094 lb ai/A) per 5 day interval Do not apply more than 9.0 fl oz per acre (0.282 lb ai/A) per crop season Do not apply more than 3 times per crop season Minimum application volume 10.0 GPA ground 2.0 GPA aerial applications See CEMIGATIN statement in <i>Application Guidelines</i> section of this label	



CUCURBIT VEGETABLES

Crops of Crop Group 9 including Chayote (fruit) Chinese waxgourd (Chinese preserving melon) Citron melon Cucumber Gherkin Edible gourd (includes hyotan cucurbita hechima Chinese okra) Momordica spp (includes balsam apple balsam pear bitter melon Chinese cucumber) Muskmelon (hybrids and/or cultivars of *Cucumis melon* (includes true cantaloupe cantaloupe casaba crenshaw melon golden pershaw melon honeydew melon honey balls mango melon Persian melon pineapple melon Santa Claus melon snake melon) Pumpkin Squash (summer squash (includes crookneck squash scallop squash straightneck squash vegetable marrow zucchini) winter squash (includes acorn squash butternut squash calabaza hubbard squash spaghetti squash) Watermelon (includes hybrids and/or varieties of *Citrullus lanatus*)

PESTS CONTROLLED	RATE PER APPLICATION fluid oz/Acre
Armyworms Beet armyworm Cabbage looper Corn earworm Cutworm species Fall armyworm Melonworm Pickleworm Rindworm species Squash vine borer Tobacco budworm True armyworm Yellowstriped armyworm	1 0 1 5

Notes and Use Restrictions

Do not enter or allow entry into treated areas during the restricted entry interval (REI) of 12 hours


Pre harvest Interval (PHI) 1 day

Do not apply more than **1.5 oz per acre (0.047 lb ai/A) per 7 day interval**

Do not apply more than **4.5 oz per acre (0.141 lb ai/A) per crop season**

Minimum application volume 10.0 GPA (ground) 2.0 GPA (aerial application)

See CLEMIGATIN statement in *Application Guidelines* section of the label



FRUITING VEGETABLES (Except Cucurbits) and OKRA

Crops of Crop Group 8 plus Okra including Eggplant Groundcherry ☐kra Pepino Pepper ☐includes ☐bell pepper chili pepper cooking pepper pimento sweet pepper ☐Tomatillo Tomato

PESTS CONTROLLED	RATE PER APPLICATION fluid oz/Acre
Armyworms Beet armyworm Cabbage looper Celery leaf tier Cutworm species Diamondback moth European corn borer Fall armyworm Garden webworm Melonworm Pickleworm Rindworm species Saltmarsh caterpillar Southern armyworm Southwestern corn borer Tobacco budworm Tobacco hornworm Tomato fruitworm Tomato hornworm Tomato pinworm True armyworm Western yellowstriped armyworm Yellowstriped armyworm	10 15

Notes and Use Restrictions

Do not enter or allow entry into treated areas during the restricted entry interval (REI) of 12 hours

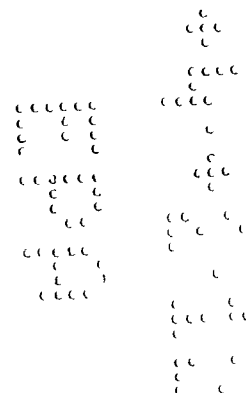
Pre harvest Interval (PHI) 1 day

Do not apply more than 1.5 oz per acre (0.047 lb ai/A) per 3 day interval

Do not apply more than 4.5 oz per acre (0.141 lb ai/A) per crop season

Minimum application volume 10.0 GPA ☐ground 2.0 GPA ☐aerial application

See CEMIGATI statement in *Application Guidelines* section of the label



GRAPE and SMALL FRUIT VINE CLIMBING SUBGROUP (Except Fuzzy Kiwifruit)**Crops of Crop Subgroup 13 07F including** Armur river grape Gooseberry Grape Kiwifruit Hardy Maypop Schisandra berry

PESTS CONTROLLED	RATE PER APPLICATION fluid oz/Acre
Cutworm European grapevine moth Grape berry moth Grape leaf folder Grape leaf skeletonizer Bluebanded leafroller Omnivorous leafroller Orange tortrix Raisin moth Redbanded leafroller	2 0 4 0

Notes and Use Restrictions

Do not enter or allow entry into treated areas during the restricted entry interval (REI) of 12 hours

Pre harvest Interval (PHI) 7 days

Do not apply more than 4 0 fl oz per acre (0 125 lb ai/A) per 5 day interval

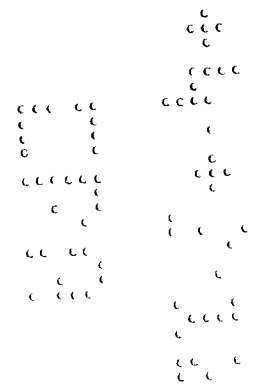
Do not apply more than 12 0 fl oz per acre (0 375 lb ai/A) per crop season

Apply BELT SC Insecticide in sufficient water volume that provides thorough coverage of plant foliage and fruit

Aerial application is prohibited



LEAFY VEGETABLES (Except Brassica Vegetables)	
Crops of Crop Group 4 including Amaranth (leafy amaranth Chinese spinach tampala) Arugula Bok choy Cardoon Celery Celtuce Chervil Chinese celery Chrysanthemum (edible leaved and garland) Corn salad Cress (garden) Cress (upland yellow rocket winter cress) Dandelion Dock (sorrel) Endive (escarole) Florence fennel (finocchio) Lettuce (head and leaf) (crisp) Parsley Purslane (garden and winter) Radicchio (red chicory) Rhubarb Spinach (including New Zealand and vine) Malabar spinach Indian spinach Swiss chard	
PESTS CONTROLLED	RATE PER APPLICATION fluid oz/Acre
Alfalfa looper Armyworms Beet armyworm Corn earworm Cutworm species Diamondback moth European corn borer Fall armyworm Green cloverworm Imported cabbage worm Saltmarsh caterpillar Tobacco budworm Tomato hornworm True armyworm Yellowstriped armyworm	10 15
Notes and Use Restrictions Do not enter or allow entry into treated areas during the restricted entry interval (REI) of 12 hours Pre harvest Interval (PHI) 1 day Do not apply more than 1.5 oz per acre (0.047 lb ai/A) per 3 day interval Do not apply more than 4.5 oz per acre (0.141 lb ai/A) per crop season Minimum application volume 10.0 GPA (ground) 2.0 GPA (aerial application) See CLEMIGATION statement in Application Guidelines section of the label	



LEGUME VEGETABLES Except SOYBEAN

Crops of Crop Groups 6 and 7 including Edible podded and Succulent Shelled Pea and Bean Dried Shelled Pea and Bean and Foliage of Legume Vegetables

Bean [*Lupinus* spp] includes grain lupin sweet lupin white lupin white sweet lupin

Bean [*Phaseolus* spp] includes field bean kidney bean lima bean navy bean pinto bean runner bean snap bean tepary bean wax bean

Bean [*Vigna* spp] includes adzuki bean asparagus bean blackeyed pea catjang Chinese longbean cowpea Crowder pea moth bean mung bean rice bean Southern pea Urd bean yardlong bean

Pea [*Pisum* spp] includes dwarf pea edible pod pea English pea field pea garden pea green pea snow pea sugar snap pea

Other Peas and Beans Broad bean fava bean chickpea garbanzo bean guar jackbean lablab bean hyacinth bean lentil pigeon pea sword bean

PESTS CONTROLLED		RATE PER APPLICATION fluid oz/Acre
Alfalfa caterpillar	Lesser cornstalk borer	1 0 3 0
Alfalfa looper	Painted lady thistle caterpillar	
Armyworm	Saltmarsh caterpillar	
Beet armyworm	Silverspotted skipper	
Cabbage looper	Southern armyworm	
Celery looper	Southwestern corn borer	
Corn earworm	Soybean looper	
Cutworm species	Tobacco budworm	
European corn borer	Velvetbean caterpillar	
Fall armyworm	Webworm species	
Green cloverworm	Western bean cutworm	
Imported cabbageworm	Wollybear caterpillar	
Leaf skeletonizer species	Yellowstriped armyworm	
Leafminer species	Western yellowstriped armyworm	

Notes and Restrictions

Do not enter or allow entry into treated areas during the restricted entry interval (REI) of 12 hours

Pre harvest Interval (PHI) Edible podded and succulent shelled peas and beans 1 day Dry peas and beans – 14 days

Forage, hay and vines – 3 days

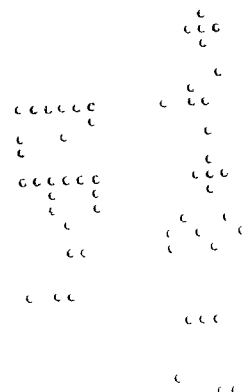
Do not apply more than 3 0 fl oz per acre (0 094 lb ai/A) per 5 day interval

Do not apply more than 6 0 fl oz per acre (0 188 lb ai/A) per crop season

Apply BELT SC Insecticide in sufficient water volume that provides thorough coverage of plant foliage and fruit

Minimum application volume 10 0 GPA ground 2 0 GPA aerial application

See CEMIGATIN statement in *Application Guidelines* section of this label



PEANUT

See CONTRAINDICATION statement in *Application Guidelines* section of this label

POME FRUIT	
Crops of Crop Groups 11 including Apple Crabapple Loquat Mayhaw Oriental pear Pear Quince	
PESTS CONTROLLED	RATE PER APPLICATION fluid oz/Acre
Codling moth <input type="checkbox"/> West of the Rockies <input type="checkbox"/> <i>For use against low to moderate infestations in conjunction with alternate control measures such as in established mating disruption blocks</i>	5 0
Codling moth <input type="checkbox"/> East of the Rockies <input type="checkbox"/> Eyespotted bud moth Fall webworm Fruittree leafroller Green fruitworm Lacanobia fruitworm Lesser appleworm <input type="checkbox"/> bluebanded leafroller <input type="checkbox"/> oriental fruit moth Pandemis leafroller Redbanded leafroller Spotted tentiform leafminer Tufted apple bud moth Variegated leafroller Western tentiform leafminer	3 0 5 0
Notes and Use Restrictions Do not enter or allow entry into treated areas during the restricted entry interval (REI) of 12 hours Pre harvest Interval (PHI) 14 days Do not apply more than 5 0 fl oz per acre (0 156 lb ai/A) per 7 day interval Do not apply more than 15 0 fl oz per acre (0 468 lb ai/A) per crop season Do not apply more than 3 times per crop season Apply BELT SC Insecticide in sufficient water volume that provides thorough coverage of plant foliage and fruit Aerial application is prohibited	

SOYBEAN	
PESTS CONTROLLED	RATE PER APPLICATION fluid oz/Acre
Alfalfa caterpillar Armyworm Beet armyworm Cabbage looper Corn earworm Cotton bollworm Cutworm species European corn borer Fall armyworm Green cloverworm Imported cabbageworm Leaf skeletonizer species Lesser cornstalk borer Painted lady (thistle) caterpillar Saltmarsh caterpillar Silverspotted skipper Southern armyworm Soybean looper Tobacco budworm Tobacco hornworm Tomato hornworm Velvetbean caterpillar Webworm species Wollybear caterpillar Yellowstriped armyworm	10 30
Notes and Use Restrictions Do not enter or allow entry into treated areas during the restricted entry interval (REI) of 12 hours Pre harvest Interval (PHI) Immature seed 1 day Dry seed 14 days Forage and hay 3 days Do not apply more than 3.0 fl oz per acre (0.094 lb ai/A) per 5 day interval Do not apply more than 6.0 fl oz per acre (0.188 lb ai/A) per crop season Minimum application volume 10.0 GPA ground 2.0 GPA aerial application See C-EMIGATION statement in <i>Application Guidelines</i> section of this label	

SORGHUM	
PESTS CONTROLLED	RATE PER APPLICATION fluid oz/Acre
Armyworm Beet armyworm Cutworms European corn borer Fall armyworm Mexican rice borer Sorghum headworm Sorghum webworm Southern armyworm Southwestern corn borer Stalk borer Sugarcane borer Webworms Yellowstriped armyworm	2.0 - 4.0
Notes and Use Restrictions Do not enter or allow entry into treated areas during the restricted entry interval (REI) of 12 hours Pre harvest Interval (PHI) Forage 3 days grain and stover 14 days Do not apply more than 4.0 fl oz per acre (0.125 lb ai/A) per 7 day interval Do not apply more than 12.0 fl oz per acre (0.375 lb ai/A) per crop season Minimum application volume 10.0 GPA ground 2.0 GPA aerial application See C-EMIGATI statement in <i>Application Guidelines</i> section of this label	

STONE FRUIT

Crops of Crop Group 12 including Apricot Cherry (Sweet and tart) Nectarine Peach Plum (includes Chickasaw plum Damson plum and Japanese plum) Plumcot Prune (fresh)

PESTS CONTROLLED	RATE PER APPLICATION fluid oz/Acre
Codling moth Cherry fruitworm Eyespotted bud moth Fruittree leafroller Green fruitworm Lesser appleworm Bluebanded leafroller Omnivorous leafroller Oriental fruit moth Pandemis leafroller Peach twig borer Redbanded leafroller Redhumped caterpillar Spotted tentiform leafminer Threelined leafroller Tufted apple bud moth Variegated leafroller	20 40

Notes and Use Restrictions

Do not enter or allow entry into treated areas during the restricted entry interval (REI) of 12 hours

Pre harvest Interval (PHI) 7 days


Do not apply more than 40 fl oz per acre (0.125 lb ai/A) per 7 day interval

Do not apply more than 120 fl oz per acre (0.375 lb ai/A) per crop season

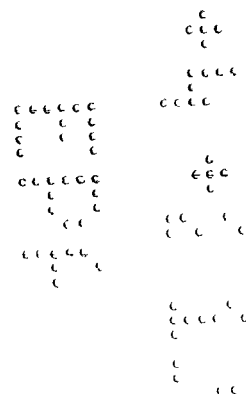
Do not apply more than 3 times per crop season

Apply BELT SC Insecticide in sufficient water volume that provides thorough coverage of plant foliage and fruit

Aerial application is prohibited



SUGARCANE	
PESTS CONTROLLED	RATE PER APPLICATION fluid oz/Acre
Sugarcane borer Mexican rice borer	2.0 - 4.0
Notes and Use Restrictions Do not enter or allow entry into treated areas during the restricted entry interval (REI) of 12 hours Pre harvest Interval (PHI) 14 days Do not apply more than 4.0 fl oz per acre (0.125 lb ai/A) per 7 day interval Do not apply more than 12.0 fl oz per acre (0.375 lb ai/A) per crop season Minimum application volume 10.0 GPA ground 2.0 GPA aerial application See CEMIGATION statement in <i>Application Guidelines</i> section of this label	



SUNFLOWER and SAFFLOWER	
PESTS CONTROLLED	RATE PER APPLICATION fluid oz/Acre
Banded sunflower moth Cutworms Sunflower bud moth Sunflower moth Thistle caterpillar	2 0 □ 4 0
Notes and Use Restrictions Do not allow grazing or feed forage to livestock Do not enter or allow entry into treated areas during the restricted entry interval (REI) of 12 hours Pre harvest Interval (PHI) 14 days Do not apply more than 4 0 fl oz per acre (0 125 lb ai/A) per 7 day interval Do not apply more than 12 0 fl oz per acre (0 375 lb ai/A) per crop season Minimum application volume □ 10 0 GPA □ ground □ 2 0 GPA □ aerial application See C-EMIGATION statement in <i>Application Guidelines</i> section of this label	

TOBACCO	
PESTS CONTROLLED	RATE PER APPLICATION fluid oz/Acre
Armyworm Beet armyworm Cabbage looper Corn earworm Cutworm species Fall armyworm Saltmarsh caterpillar Southern armyworm Tobacco budworm Tobacco hornworm Tobacco splitworm Tomato hornworm Webworm species Yellowstriped armyworm	1 0 3 0
Notes and Use Restrictions Do not enter or allow entry into treated areas during the restricted entry interval (REI) of 12 hours Pre harvest Interval (PHI) 14 days Do not apply more than 3 0 fl oz per acre (0 094 lb ai/A) per 5 day interval Do not apply more than 12 0 fl oz per acre (0 375 lb ai/A) per crop season Do not apply more than 4 times per crop season Minimum application volume □ 10 0 GPA □ ground □ 2 0 GPA □ aerial application See C-EMIGATION statement in <i>Application Guidelines</i> section of this label	

TREE NUT CROPS

Crops of Crop Group 14 and Pistachio including Almond Beech Nut Brazil Nut Butternut Cashew Chestnut Chinquapin Filbert Hazelnut Hickory Nut Macadamia Nut Pecan Pistachio Walnut (black and English)

PESTS CONTROLLED	RATE PER APPLICATION fluid oz/Acre
Codling moth Fall webworm Filbertworm Fruittree leafroller Hickory shuckworm Naval orangeworm Obliquebanded leafroller Omnivorous leafroller Peach twig borer Pecan nut casebearer Redhumped caterpillar Walnut caterpillar	20 40

Notes and Use Restrictions

Do not enter or allow entry into treated areas during the restricted entry interval (REI) of 12 hours

Pre harvest Interval (PHI) 14 days

Do not apply more than 40 fl oz per acre (0.125 lb ai/A) per 7 day interval

Do not apply more than 120 fl oz per acre (0.375 lb ai/A) per crop season

Apply BELT SC Insecticide in sufficient water volume that provides thorough coverage of plant foliage and fruit

Aerial application is prohibited

STORAGE AND DISPOSAL

Do not contaminate water, food or feed by storage or disposal

PESTICIDE STORAGE

Do not store for more than 30 consecutive days at an average daily temperature exceeding 100°F. If allowed to freeze, shake well to ensure the product is homogenous before use. Store in original container and out of the reach of children, preferable in a locked storage area. Avoid cross contamination with other pesticides.

PESTICIDE DISPOSAL

Wastes resulting from the use of this product may be disposed of on site or at an approved waste disposal facility.

CONTAINER DISPOSAL

Non refillable container: Do not reuse or refill this container. Triple rinse container or equivalent promptly after emptying. Triple rinse as follows: Empty the remaining contents into application equipment or a mix tank and drain for 10 seconds after the flow begins to drip. Fill the container 1/4 full with water and recap. Shake for 10 seconds. Pour rinsate into application equipment or a mix tank or store rinsate for later use or disposal. Drain for 10 seconds after the flow begins to drip. Repeat this procedure two more times, then offer for recycling or reconditioning or puncture and dispose of in a sanitary landfill, or by other procedures approved by state and local authorities.

2600f26

IMPORTANT READ BEFORE USE

Read the entire Directions for Use Conditions Disclaimer of Warranties and Limitations of Liability before using this product If terms are not acceptable return the unopened product container at once

By using this product user or buyer accepts the following Conditions Disclaimer of Warranties and Limitations of Liability

CONDITIONS The directions for use of this product are believed to be adequate and must be followed carefully However it is impossible to eliminate all risks associated with the use of this product Crop injury ineffectiveness or other unintended consequences may result because of such factors as weather conditions presence of other materials or the manner of use or application all of which are beyond the control of Bayer CropScience All such risks shall be assumed by the user or buyer

DISCLAIMER OF WARRANTIES TO THE EXTENT CONSISTENT WITH APPLICABLE LAW BAYER CROPSCIENCE MAKES NO OTHER WARRANTIES EXPRESS OR IMPLIED OF MERCHANTABILITY OR OF FITNESS FOR A PARTICULAR PURPOSE OR OTHERWISE THAT EXTEND BEYOND THE STATEMENTS MADE ON THIS LABEL No agent of Bayer CropScience is authorized to make any warranties beyond those contained herein or to modify the warranties contained herein TO THE EXTENT CONSISTENT WITH APPLICABLE LAW BAYER CROPSCIENCE DISCLAIMS ANY LIABILITY WHATSOEVER FOR SPECIAL INCIDENTAL OR CONSEQUENTIAL DAMAGES RESULTING FROM THE USE OR HANDLING OF THIS PRODUCT

LIMITATIONS OF LIABILITY TO THE EXTENT CONSISTENT WITH APPLICABLE LAW THE EXCLUSIVE REMEDY OF THE USER OR BUYER FOR ANY AND ALL LOSSES INJURIES OR DAMAGES RESULTING FROM THE USE OR HANDLING OF THIS PRODUCT WHETHER IN CONTRACT WARRANTY TORT NEGLIGENCE STRICT LIABILITY OR OTHERWISE SHALL NOT EXCEED THE PURCHASE PRICE PAID OR AT BAYER CROPSCIENCE'S ELECTION THE REPLACEMENT OF PRODUCT

NET CONTENTS

BELT is a trademark of Bayer

PRODUCED FOR



Bayer CropScience

Bayer CropScience LP
P O Box 12014, 2 T W Alexander Drive
Research Triangle Park North Carolina 27709
1-866 99BAYER (1 866 992 2937)

BELT SC Insecticide (MASTER) 02/16/2012 Notifi 03/23/2012

