

264-862

09/25/2009

1/13



UNITED STATES ENVIRONMENTAL PROTECTION AGENCY
WASHINGTON, D.C. 20460

OFFICE OF
PREVENTION, PESTICIDES AND
TOXIC SUBSTANCES

SEP 25 2009

Mr. Melvin K. Tolliver
Product Registration
Bayer Environmental Science
2T.W Alexander Drive
Research Triangle Park, NC 27709

SUBJECT: Application for Pesticide Notification (PRN 98-10)
Request Add Pest & Remove Words "suppression only"
EPA Reg. No. 264-862
Application Dated September 3, 2009

Dear Registrant:

The Agency is in receipt of your Application for Pesticide Notification under Pesticide Registration Notice (PRN) 98-10 dated 09/03/09 for the above product. The Registration Division (RD) has conducted a review of this request for its applicability under PRN 98-10 and finds that the action(s) requested fall within the scope of PRN 98-10. The label submitted with the application has been stamped "Notification" and will be placed in our records.

If you have any questions, please call me directly at 703-305-6249 or Owen F. Beeder of my staff at 703-308-8899.

Sincerely,

A handwritten signature in black ink, appearing to read "Linda Arrington".

Linda Arrington
Notifications & Minor Formulations Team Leader
Registration Division (7505P)
Office of Pesticide Programs.



United States
Environmental Protection Agency
Washington, DC 20460

<input type="checkbox"/>	Registration
<input type="checkbox"/>	Amendment
<input checked="" type="checkbox"/>	Other

OPP Identifier Number

Application for Pesticide - Section I

1. Company/Product Number 264-862	2. EPA Product Manager Tony Kish	3. Proposed Classification <input type="checkbox"/> None <input type="checkbox"/> Restricted
4. Company/Product (Name) Prosaro 421 SC Fungicide	PM# Team 22	
5. Name and Address of Applicant (Include ZIP Code) Bayer CropScience LP P.O. Box 12014, 2 T.W. Alexander Drive Research Triangle Park, NC 27709 <input type="checkbox"/> Check if this is a new address	6. Expedited Review. In accordance with FIFRA Section 3(c)(3)(b)(i), my product is similar or identical in composition and labeling to: EPA Reg. No. _____ Product Name _____	

Section - II

<input type="checkbox"/> Amendment - Explain below.	<input type="checkbox"/> Final printed labels in response to Agency letter dated _____
<input type="checkbox"/> Resubmission in response to Agency letter dated _____	<input type="checkbox"/> "Me Too" Application.
<input checked="" type="checkbox"/> Notification - Explain below.	<input type="checkbox"/> Other - Explain below.

NOTIFICATION

SEP 25 2009

Explanation: Use additional page(s) if necessary. (For section I and Section II.)

Notification to claim control of a pest per PR Notice 98-10. See attached for explanation.

Section - III

1. Material This Product Will Be Packaged In:				2. Type of Container	
Child-Resistant Packaging <input type="checkbox"/> Yes <input type="checkbox"/> No	Unit Packaging <input type="checkbox"/> Yes <input type="checkbox"/> No	Water Soluble Packaging <input type="checkbox"/> Yes <input type="checkbox"/> No		<input type="checkbox"/> Metal	<input type="checkbox"/> Plastic
				<input type="checkbox"/> Glass	<input type="checkbox"/> Paper
* Certification must be submitted		If "Yes" Unit Packaging wgt.	No. per container	Other (Specify) _____	
3. Location of Net Contents Information <input type="checkbox"/> Label <input type="checkbox"/> Container		4. Size(s) Retail Container		5. Location of Label Directions	
6. Manner in Which Label is Affixed to Product <input type="checkbox"/> Lithograph Paper glued <input type="checkbox"/> Stenciled			<input type="checkbox"/> Other _____		

Section - IV


1. Contact Point (Complete items directly below for identification of individual to be contacted, if necessary, to process this application.)		
Name Melvin K. Tolliver	Title Registration Product Manager, Fungicides	Telephone No. (Include Area Code) (919) 549-2631
Certification I certify that the statements I have made on this form and all attachments thereto are true, accurate and complete. I acknowledge that any knowingly false or misleading statement may be punishable by fine or imprisonment or both under applicable law.		6. Date Application Received (Stamped)
2. Signature <i>Melvin K. Tolliver</i>	3. Title Registration Product Manager, Fungicides	
4. Typed Name Melvin K. Tolliver	5. Date September 3, 2009	

Prosaro 421 SC Fungicide
EPA Reg. No. 264-862

Section II - Continued

Prosaro 421 SC Fungicide is currently registered for suppression of fusarium head blight infecting wheat. With this application form, we are notifying the Agency that we are now claiming control of fusarium head blight by removing the words "suppression only" following "Fusarium Head Blight" on page 7 of the enclosed redlined copy of our draft labeling, dated 09/02/09. In addition, we are also enclosing two copies of final printed labeling. There are no changes in rates, timing of application, number of applications, or PHI from that which is currently registered.

This notification is consistent with the provision of PR Notice 98-10 and EPA regulations at 40 CFR 152.46, and no other changes have been made to the labeling or the confidential statement of formula of this product. I understand that it is a violation of 18 U.S.C. Sec. 1001 to willfully make any false statement to EPA. I further understand that if this notification is not consistent with the terms of PR Notice 98-10 and 40 CFR 152.46, this product may be in violation of FIFRA, and I may be subject to enforcement action and penalties under sections 12 and 14 of FIFRA.



4/13

Bayer CropScience



Document Processing Desk (NOTIF)
Office of Pesticide Programs (7504P)
U.S. Environmental Protection Agency
Room S4900
One Potomac Yard
2777 S. Crystal Drive
Arlington, VA 22202

September 3, 2009

Bayer CropScience
2 T.W. Alexander Drive
P. O. Box 12014
RTP, NC 27709
Phone: (919) 549-2000

Subject: Provaro 421 SC Fungicide, EPA Reg. No. 264-862
Notification to Claim Control of a Pest

Dear Sir or Madam:

Provaro 421 SC Fungicide is currently registered for suppression of fusarium head blight infecting wheat. With the enclosed application form, we are notifying the Agency that we are now claiming control of fusarium head blight by removing the words "suppression only" as described under Section II of the enclosed EPA Form 8570-1.

Since this is a notification, no fee under PRIA is required.

If you have any questions or need additional information, please contact me by phone at (919) 549-2631 or by e-mail at mel.tolliver@bayercropscience.com.

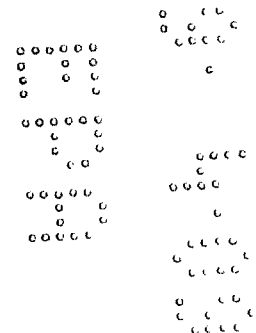
Sincerely,

Melvin K. Tolliver

Melvin K. Tolliver
Registration Product Manager, Fungicides

Enclosures:

1. EPA application form 8570-1
2. Redlined Draft labeling, dated 09/02/09
3. Final Printed labeling (two copies)



5/13

GROUP 3 FUNGICIDE NOTIFICATION

PROSARO™ 421 SC Fungicide

SEP 25 2009

For control of specified diseases on Barley and Wheat.

Active Ingredients: Prothioconazole, 2-[2-(1-Chlorocyclopropyl)-3-(2-chlorophenyl)-2-hydroxypropyl]-1,2-dihydro-3H-1,2,4-triazole-3-thione.....	19.0%
Tebuconazole, alpha-[2-(4-chlorophenyl)ethyl]-alpha-(1,1-dimethylethyl)-1H-1,2,4-triazole-1-ethanol.....	19.0%
Other Ingredients:.....	62.0%
Total.....	100.0%

Contains 1.76 lbs/gal of prothioconazole plus 1.76 lbs/gal of tebuconazole

EPA Reg. No. 264-862

EPA Est.

**STOP - Read the label before use
KEEP OUT OF REACH OF CHILDREN
CAUTION**

For MEDICAL And TRANSPORTATION Emergencies ONLY Call 24 Hours A Day 1-800-334-7577

For PRODUCT USE Information Call 1-866-99BAYER (1-866-992-2937)

FIRST AID

IF SWALLOWED:	<ul style="list-style-type: none"> • Call a poison control center or doctor immediately for treatment advice. • Do not induce vomiting unless told to do so by a poison control center or doctor. • Have person sip a glass of water if able to swallow. • Do not give anything by mouth to an unconscious person.
IF INHALED:	<ul style="list-style-type: none"> • Move person to fresh air. • If person is not breathing, call 911 or an ambulance, then give artificial respiration, preferably mouth-to-mouth if possible. • Call a poison control center or doctor for treatment advice.
IF ON SKIN OR CLOTHING:	<ul style="list-style-type: none"> • Take off contaminated clothing. • Rinse skin immediately with plenty of water for 15-20 minutes. • Call a poison control center or doctor for treatment advice.
IF IN EYES:	<ul style="list-style-type: none"> • Hold eye open and rinse slowly and gently with water for 15-20 minutes. • Remove contact lenses, if present, after the first 5 minutes, then continue rinsing eye. • Call a poison control center or doctor for treatment advice.

For MEDICAL Emergencies Call 24 Hours A Day 1-800-334-7577.

Have the product container or label with you when calling a poison control center or doctor or going for treatment.

NOTE TO PHYSICIAN: No specific antidote. Treat symptomatically.

PRECAUTIONARY STATEMENTS

HAZARDS TO HUMANS AND DOMESTIC ANIMALS CAUTION

Harmful if swallowed, inhaled, or absorbed through the skin. Causes moderate eye irritation. Avoid contact with skin, eyes, and clothing. Avoid breathing vapor or spray mist. Wash thoroughly with soap and water after handling and before eating, drinking, chewing gum, or using tobacco. Remove and wash contaminated clothing before reuse.

Personal Protective Equipment

Applicators and other handlers must wear:

- Long-sleeved shirt and long pants
- Chemical resistant gloves made of any waterproof material
- Shoes plus socks

Follow manufacturer's instructions for cleaning/maintaining PPE. If no such instructions exist for washables, use detergent and hot water. Keep and wash PPE separately from other laundry.

Engineering Control Statements

When handlers use closed systems, enclosed cabs, or aircraft in a manner that meets the requirements listed in the Worker Protection Standard (WPS) for agricultural pesticides [40 CFR 170.240(d)(4-6)], the handler PPE requirements may be reduced or modified as specified in the WPS.

User Safety Recommendations

Users should:

- Wash hands before eating, drinking, chewing gum, using tobacco, or using the toilet.
- Remove clothing immediately if pesticide gets inside. Then wash thoroughly and put on clean clothing.
- Wash the outside of gloves before removing.

ENVIRONMENTAL HAZARDS

This product is toxic to mammals, fish, aquatic invertebrates, and freshwater/estuarines/marine aquatic plants. Do not apply directly to water, or to areas where surface water is present or to intertidal areas below the mean high water mark. Runoff may be hazardous to aquatic organisms in neighboring areas. Do not contaminate water when disposing of equipment washwater or rinsate.

Groundwater Advisory: Prothioconazole-dethio (a degradate of prothioconazole) and tebuconazole are known to leach through soil into ground water under certain conditions as a result of label use. Use of this chemical in areas where soils are permeable, particularly where the water table is shallow, may result in ground-water contamination.

Surface Water Advisory: This product may contaminate water through drift of spray in wind. Drift and runoff are hazardous to aquatic organisms in water adjacent to treated areas. This product has a high potential for runoff for several months or more after application. Poorly draining soils and soils with shallow watertables are more prone to produce runoff that contains this product. A level, well maintained vegetative buffer strip between areas to which this product is applied and surface water features such as ponds, streams, and springs will reduce the potential for contamination of water from rainfall-runoff. Runoff of this product will be reduced by avoiding applications when rainfall is forecasted to occur within 48 hours.

DIRECTIONS FOR USE

It is a violation of federal law to use this product in a manner inconsistent with its labeling.

Do not apply this product in a way that will contact workers or other persons, either directly or through drift. Only protected handlers may be in the area during application. For any requirements specific to your State or Tribe, consult the agency responsible for pesticide regulation.

AGRICULTURAL USE REQUIREMENTS

Use this product only in accordance with its labeling and with the Worker Protection Standard, 40 CFR part 170. This Standard contains requirements for the protection of agricultural workers on farms, forests, nurseries, and greenhouses, and handlers of agricultural pesticides. It contains requirements for training, decontamination, notification, and emergency assistance. It also contains specific instructions and exceptions pertaining to the statements on this label about personal protective equipment (PPE) and restricted-entry interval. The requirements in this box only apply to uses of this product that are covered by the Worker Protection Standard.

Do not enter or allow worker entry into treated areas during the restricted-entry interval (REI) of 48 hours.

PPE required for early entry to treated areas that is permitted under the Worker Protection Standard and that involves contact with anything that has been treated, such as plants, soil, or water is:

- Coveralls
- Chemical-resistant gloves made of any waterproof material.
- Shoes plus socks

STORAGE AND DISPOSAL

Do not contaminate water, food, or feed by storage or disposal.

Pesticide Storage: Store in a cool, dry place and in such a manner as to prevent cross contamination with other pesticides, fertilizers, food, and feed. Store in original container and out of the reach of children, preferably in a locked storage area.

Handle and open container in a manner as to prevent spillage. If container is leaking, invert to prevent leakage. If the container is leaking or material is spilled for any reason or cause, carefully dam up spilled material to prevent runoff. Refer to Precautionary Statements on label for hazards associated with the handling of this material. Do not walk through spilled material. Absorb spilled material with absorbing type compounds and dispose of as directed for pesticides below. In spill or leak incidents, keep unauthorized people away. You may contact the Bayer CropScience Emergency Response Team for decontamination procedures or any other assistance that may be necessary. The Bayer CropScience Emergency Response Telephone No. is 1-800-334-7577.

Pesticide Disposal: Wastes resulting from the use of this product may be disposed of on site or at an approved waste disposal facility.

Container Disposal: Non-refillable container. Do not reuse or refill this container. Triple rinse or pressure rinse container (or equivalent) promptly after emptying.

Triple rinse as follows: Empty the remaining contents into application equipment or a mix tank and drain for 10 seconds after the flow begins to drip. Fill the container ¼ full with water and recap. Shake for 10 seconds. Pour rinsate into application equipment or a mix tank or store rinsate for later use or disposal. Drain for 10 seconds after the flow begins to drip. Repeat this procedure two more times.

Pressure rinse as follows: Empty the remaining contents into application equipment or a mix tank and continue to drain for 10 seconds after the flow begins to drip. Hold container upside down over application equipment or mix tank or collect rinsate for later use or disposal. Insert pressure rinsing nozzle in the side of the container, and rinse at about 40 PSI for at least 30 seconds. Drain for 10 seconds after the flow begins to drip.

Offer for recycling, if available. If not recycled, then puncture and dispose of in a sanitary landfill or by incineration, or, if allowed by State and local authorities, by burning. If burned, stay out of smoke.

Refillable container – Refer to Bottom Discharge IBC or Top Discharge IBC, Drums, Kegs information as follows. Refill this container with pesticide only. Do not reuse this container for any other purpose. Contact your Ag retailer or Bayer CropScience for container return, disposal and recycling recommendations.

Bottom Discharge IBC (e.g. – Schuetz Caged IBC or Snyder Square Stackable)

End users are authorized to remove tamper evident cables as required to remove the product from the container and to pressure rinse the container with water to remove residual product contents. Pressure rinsing the container before final disposal is the responsibility of the person disposing of the container. Cleaning before refilling is the responsibility of the refiller. Empty the remaining contents from the IBC into application equipment or mix tank. Raise the bottom of the IBC by 1.5 inch on the side which is opposite of the bottom discharge valve to promote more complete product removal. Completely remove the top lid of the IBC. Use water pressurized to at least 40 PSI to rinse all interior portions. Continuously pump or drain rinsate into application equipment or rinsate collection system while pressure rinsing. Continue pressure rinsing for 2 minutes or until rinsate becomes clear. Replace the lid and close bottom valve.

Top Discharge IBC, Drums, Kegs (e.g.– Snyder 120 Next Gen, Bonar B120, Drums, Kegs).

End users are not authorized to not remove tamper evident cables, one way valves or clean container if refilling is planned. Triple rinsing the container before final disposal is the responsibility of the person disposing of the container. Cleaning before refilling is the responsibility of the refiller. To triple rinse the containers before final disposal, empty the remaining contents from this container into application equipment or mix tank. Fill the container at least 10 percent full with water. Agitate vigorously or recirculate water with the pump for 2 minutes. Rinse all interior surfaces. Pour or pump rinsate into application equipment or rinsate collection system. Repeat this procedure two more times.

GENERAL INFORMATION

PROSARO™ 421 SC Fungicide is a broad-spectrum systemic fungicide for the control of Ascomycetes, Basidiomycetes and Deuteromycetes diseases in barley and wheat. Under conditions conducive to extended infection periods or high disease pressure, another registered fungicide may be needed once this product's maximum application rates have been reached. Under these conditions use another fungicide registered for the crop/disease.

Resistance Management Statement

PROSARO™ 421 SC Fungicide is a Group 3 fungicide which exhibits no known cross-resistance to other fungicide groups. However, fungal pathogens are known to develop resistance to products with the same mode of action when used repeatedly. Any fungal population may contain or develop individuals that are resistant to PROSARO™ 421 SC and other Group 3 fungicides. If Group 3 fungicides are used repeatedly in the same field or in successive years as the primary method of control for targeted diseases, the resistant isolates may eventually dominate the fungal population. Because resistance development cannot be predicted, the use of this product should conform to resistance management strategies established for the crop and use area. Such strategies may include rotation and /or tank mixing with products having different modes of action or limiting the total number of applications per season. Contact your local extension specialist, certified crop advisor, and/or manufacturer for fungicide resistance management and/or integrated disease management directions for specific crops and pathogen populations. Bayer CropScience encourages responsible resistance management to ensure effective long-term control of the fungal diseases on this label.

Spray Equipment/Volumes

PROSARO 421 SC FUNGICIDE may be applied by either ground, aerial and/or chemigation application equipment. Equipment must be properly calibrated before use.

For ground application, apply in a minimum of 10 gallons of spray solution per acre. For aerial application, apply in a minimum of 2 gallons of spray solution per acre unless stated differently in the USE DIRECTIONS FOR SPECIFIC CROPS section. Check equipment calibration frequently. Complete coverage and uniform application are essential for the most effective results, especially when lower spray volumes are applied. If necessary, increase the spray volume per acre for complete crop coverage.

Mixing Procedures

Prepare no more spray mixture than is necessary for the immediate operation. Thoroughly clean spray equipment before using this product. Maintain maximum agitation throughout the spray operation. Do not let the spray mixture stand overnight in the spray tank. Flush the spray equipment thoroughly following each use and apply the rinsate to the previously treated area or dispose of the rinsate according to local regulations. Do not tank mix with products containing a prohibition against tank mixing. Follow the most restrictive labeling requirements of any tank mix product.

PROSARO 421 SC FUNGICIDE Alone: Add 1/2 of the required amount of water to the mix tank. With the agitator running, add the PROSARO 421 SC FUNGICIDE to the tank. Continue agitation while adding the remainder of the water. Begin application of the solution after the product has completely and uniformly dispersed into the mix water. Maintain agitation until all of the mixture has been applied.

PROSARO 421 SC FUNGICIDE + Tank-Mix Partners: Add 1/2 of the required amount of water to the mix tank. Start the agitator running before adding any of the tank-mix partners. In general, tank-mix partners should be added in this order: products packaged in water-soluble packaging*, wettable powders, wettable granules (dry flowables), liquid flowables, liquids and emulsifiable concentrates. Always allow each tank-mix partner to become fully and uniformly dispersed before adding the next product. Provide sufficient agitation while adding the remainder of the water. Maintain agitation until all of the mixture has been applied.

* **Note:** When using PROSARO 421 SC FUNGICIDE in tank mixtures, all products in water-soluble packaging should be added to the tank before any other tank-mix partner, including PROSARO 421 SC FUNGICIDE. Allow the water-soluble packaging to completely disperse before adding any other tank-mix partner to the tank.

If using PROSARO 421 SC FUNGICIDE in a tank mixture, observe all directions for use, crop/sites, use rates, dilution ratios, precautions, and limitations; which appear on the tank-mix product label. No label dosage rate must be exceeded, and the most restrictive label precautions and limitations must be followed. This product must not be mixed with any product that prohibits such mixing. Tank mixtures or other applications of products referenced on this label are permitted only in those states in which the referenced products are registered.

PROSARO 421 SC FUNGICIDE is compatible with most insecticide, fungicide, herbicide and foliar nutrient products. However, the physical compatibility of PROSARO 421 SC FUNGICIDE with tank-mix partners should be tested before use. To determine the physical compatibility of PROSARO 421 SC FUNGICIDE with other products, use a jar test, as described below.

Using a quart jar, add the proportionate amounts of the products to 1 qt. of water. Add wettable powders and water-dispersible granular products first, then liquids, and emulsifiable concentrates last. After thoroughly mixing, let stand for at least 5 minutes. If the combination remains mixed or can be remixed readily, it is physically compatible. Once compatibility has been proven, use the same procedure for adding required ingredients to the spray tank. For further information contact your local Bayer CropScience representative.

The crop safety of all potential tank mixes including additives and other pesticides on all crops has not been tested. Before applying any tank mixture not specified on this label, the safety to the target crop should be confirmed. To test for crop safety, apply PROSARO 421 SC FUNGICIDE to the target crop in a small area and in accordance with label instructions for the target crop.

Aerial Application: Avoid application under conditions when uniform coverage cannot be obtained or when excessive spray drift may occur. Do not apply directly to humans or animals.

Chemigation Application: Apply PROSARO 421 SC FUNGICIDE through irrigation equipment only to crops for which chemigation is specified on this label.

PROSARO 421 SC FUNGICIDE alone or in combination with other pesticides which are registered for application through irrigation systems, may be applied through irrigation systems. Apply this product only through center pivot, solid set, hand move, or moving wheel irrigation systems. Do not apply this product through any other type of irrigation system. Illegal pesticide residues in the crop can result from nonuniform distribution of treated water. If you have questions about calibration, you should contact State Extension Service specialists, equipment manufacturers, or other experts. Do not connect an irrigation system (including greenhouse systems) used for pesticide application to a public water system, unless the pesticide label-prescribed safety devices for public water systems are in place. A person knowledgeable of the chemigation system and responsible for its operation, or under the supervision of the responsible person, shall shut the system down and make necessary adjustments should the need arise.

Operating Instructions

1. The system must contain a functional check-valve, vacuum relief valve, and low pressure drain appropriately located on the irrigation pipeline to prevent water-source contamination from backflow.
2. The pesticide injection pipeline must contain a functional, automatic, quick-closing check-valve to prevent the flow of fluid back toward the injection pump.
3. The pesticide injection pipeline must also contain a functional, normally closed, solenoid-operated valve located on the intake side of the injection pump and connected to the system interlock to prevent fluid from being withdrawn from the supply tank when the irrigation system is either automatically or manually shut down.

- 4. The system must contain functional interlocking controls to automatically shut off the pesticide injection pump when the water pump motor stops.
- 5. The irrigation line or water pump must include a functional pressure switch which will stop the water pump motor when the water pressure decreases to the point where pesticide distribution is adversely affected.
- 6. Systems must use a metering pump, such as a positive displacement injection pump (e.g., diaphragm pump), effectively designed and constructed of materials that are compatible with pesticides and capable of being fitted with a system interlock.
- 7. Do not apply when wind speed favors drift beyond the area intended.

Center Pivot Irrigation Equipment

Notes: (1) Use only with drive systems which provide uniform water distribution. (2) Do not use end guns when chemigating PROSARO 421 SC FUNGICIDE through center pivot systems because of non-uniform application.

Determine the size of the area to be treated. Determine the time required to apply 1/8-1/2 inch of water over the area to be treated when the system and injection equipment are operated at normal pressures as recommended by the equipment manufacturer. When applying PROSARO 421 SC FUNGICIDE through irrigation equipment use the lowest obtainable water volume while maintaining uniform distribution. Run the system at 80-95% of the manufacturer's rated capacity. Using water, determine the injection pump output when operated at normal line pressure. Determine the amount of PROSARO 421 SC FUNGICIDE required to treat the area covered by the irrigation system. Add the required amount of PROSARO 421 SC FUNGICIDE and sufficient water to meet the injection time requirements to the solution tank. Make sure the system is fully charged with water before starting injection of the PROSARO 421 SC FUNGICIDE solution. Time the injection to last at least as long as it takes to bring the system to full pressure. Maintain constant solution tank agitation during the injection period. Continue to operate the system until the PROSARO 421 SC FUNGICIDE Fungicide solution has cleared the sprinkler head.

Solid Set, Hand Move, and Moving Wheel Irrigation Equipment

When applying PROSARO 421 SC FUNGICIDE through irrigation equipment use the lowest obtainable water volume while maintaining uniform distribution. Determine the amount of PROSARO 421 SC FUNGICIDE required to treat the area covered by the irrigation system. Add the required amount of PROSARO 421 SC FUNGICIDE into the same quantity of water used to calibrate the injection period. Operate the system at the same pressure and time interval established during the calibration. Stop injection equipment after treatment is completed. Continue to operate the system until the PROSARO 421 SC FUNGICIDE solution has cleared the last sprinkler head.

Adjuvants: PROSARO 421 SC FUNGICIDE is recommended to be used with a registered non-ionic surfactant at the lowest specified labeled rate.


Directions to Avoid Spray Drift

Do not make applications when conditions favor drift beyond the target application area. When drift may be a problem, take measures to reduce drift, including:

- 1. Do not spray if wind speeds are or become excessive. Do not spray if wind speed is 15 mph or greater. If non-target crops are located downwind, use caution when spraying if wind is present. Do not spray if winds are gusty.
- 2. Use caution when conditions are favorable for drift (high temperatures, drought, low relative humidity).
- 3. Do not apply when temperature inversion exists. If inversion conditions are suspected, consult with local weather services before making an application.

ROTATIONAL RESTRICTIONS

Treated areas may be replanted with dry beans, peanuts and soybeans as well as any crop specified on this label as soon as practical after last application. For additional crops, do not plant back within 120 days of last application.



USE DIRECTIONS FOR SPECIFIC CROPS

PROSARO 421 SC FUNGICIDE provides control or suppression of many important diseases of barley and wheat. When reference is made to disease suppression, suppression can mean either erratic control from good to fair or consistent control at a level below that obtained with the best commercial disease control products.

APPLICATION DIRECTIONS		
CROP	DISEASE CONTROLLED	RATE OF PROSARO 421 SC FUNGICIDE
Barley	<p>Fusarium Head Blight (Suppression) (<i>Fusarium</i> spp.)</p> <p>Leaf and Stem Diseases Net Blotch (<i>Pyrenophora teres</i>)</p> <p>Powdery Mildew (<i>Blumeria graminis</i> f. sp. <i>hordei</i>)</p> <p>Scald (<i>Rhynchosporium secalis</i>)</p> <p>Spot Blotch (<i>Bipolaris sorokiniana</i>)</p> <p>Rusts (<i>Puccinia</i> spp.)</p>	6.5 to 8.2 fl oz. per acre
	<p>Application Directions:</p> <p>Spray Equipment/Volumes: PROSARO 421 SC FUNGICIDE may be applied by either ground, aerial or chemigation application equipment. For ground applications, apply a minimum of 10 gpa spray solution. For aerial applications made prior to heading (prior to Feekes Growth Stage 10.5), apply a minimum of 2 gpa spray solution. For aerial applications made at the heading growth stage or later, apply a minimum of 5 gpa spray solution. Chemigation use is allowed only for application made prior to heading.</p> <p>Disease Control:</p> <p>Fusarium Head Blight (Suppression Only): The optimal time to apply PROSARO 421 SC FUNGICIDE is as a preventative foliar spray when barley heads on the main stem are fully emerged (~ Feekes Growth Stage 10.5). Spray equipment must be set to provide good coverage of barley heads. For thorough coverage of the barley head using ground application equipment, use forward, forward and backward mounted nozzles, or nozzles that have a two-directional spray. Nozzles should be operated within the spray pressure directions suggested by the manufacturer.</p> <p>Leaf and Stem Diseases: Apply PROSARO 421 SC FUNGICIDE as a preventive foliar spray when the earliest disease symptoms appear on the leaves and stems. Barley fields should be observed closely for early disease symptoms, particularly when susceptible varieties are planted and/or under prolonged conditions favorable for disease development.</p>	
<p>GENERAL COMMENTS: A maximum of 8.2 fl. oz. of PROSARO 421 SC FUNGICIDE may be applied per acre per crop year. For optimum disease control, the lowest labeled rate of a spray surfactant should be tank-mixed with PROSARO 421 SC FUNGICIDE. Do not apply within 30 days of harvest. Straw cut after harvest may be fed or used for bedding. Grazing livestock or feeding of green forage is permitted 6 or more days after the last application of PROSARO 421 SC FUNGICIDE.</p>		

APPLICATION DIRECTIONS		
CROP	DISEASE CONTROLLED	RATE OF PROSARO 421 SC FUNGICIDE
Wheat (spring, durum, and winter)	Fusarium Head Blight (<i>Fusarium</i> spp.)	6.5 to 8.2 fl oz per acre
	Leaf and Stem Diseases Powdery Mildew (<i>Blumeria graminis</i> f. sp. <i>tritici</i>) Rusts (<i>Puccinia</i> spp.) Septoria Leaf and Glume Blotch (<i>Septoria tritici</i>) Stagonospora Blotch (<i>Stagonospora nodorum</i>) Tan Spot (<i>Pyrenophora tritici-repentis</i>)	
Application Directions: Spray Equipment/Volumes: PROSARO 421 SC FUNGICIDE may be applied by either ground, aerial or chemigation application equipment. For ground applications, apply a minimum of 10 gpa spray solution. For aerial applications made prior to early flower (prior to Feekes Growth Stage 10.51), apply a minimum of 2 gpa spray solution. For aerial applications made at early flower or later, apply a minimum of 5 gpa spray solution. Chemigation use is allowed only for application made prior to early flower. Disease Control: Fusarium Head Blight: The optimal time to apply PROSARO 421 SC FUNGICIDE is as a preventative foliar spray at early flower (Feekes Growth Stage 10.51). Spray equipment must be set to provide good coverage to wheat heads. For thorough coverage of the wheat head using ground application equipment, use forward, forward and backward mounted nozzles, or nozzles that have a two-directional spray. Operate nozzles within the spray pressure directions suggested by the manufacturer. Leaf and Stem Diseases: Apply PROSARO 421 SC FUNGICIDE as a preventive foliar spray when the earliest disease symptoms appear on the leaves and stems. Wheat fields should be observed closely for early disease symptoms, particularly when susceptible varieties are planted and/or under prolonged conditions favorable for disease development.		
General Comments: For optimum disease control, the lowest labeled rate of a spray surfactant must be tank-mixed with PROSARO 421 SC FUNGICIDE. A maximum of 8.2 fl oz. of PROSARO 421 SC FUNGICIDE may be applied per acre per crop year. Do not apply within 30 days of harvest. Straw may be fed or used for bedding. Do not allow livestock to graze or feed green forage to livestock prior to 6 days after treatment with PROSARO 421 SC FUNGICIDE.		

OBSERVE THE FOLLOWING PRECAUTIONS WHEN SPRAYING IN THE VICINITY OF AQUATIC AREAS SUCH AS LAKES, RESERVOIRS, RIVERS, PERMANENT STREAMS, MARSHES OR NATURAL PONDS, AND ESTUARIES.

Apply only during alternate years in fields adjacent to aquatic areas listed above.

Do not apply by ground or air within 100 feet of aquatic areas listed above.

Do not cultivate within 10 feet of an aquatic area to allow growth of a vegetative filter strip.

Spray Drift Management: For aerial applications, the spray boom should be mounted on the aircraft so as to minimize drift caused by wing tip vortices. The minimum practical boom length should be used, and must not exceed 75% of the wing span or rotor diameter.

Use the largest droplet size consistent with pest control. Formation of very small droplets may be minimized by appropriate nozzle selection, by orienting nozzles away from the air stream as much as possible and by avoiding excessive spray boom pressure. Apply in a minimum of 5 gallons of spray solution per acre by aircraft spray equipment.

Spray should be released at the lowest possible height consistent with good pest control and flight safety. Applications more than 10 feet above the crop canopy should be avoided.

Make aerial or ground applications when wind velocity favors on-target product deposition (approximately 3 to 10 mph). Do not apply when wind velocity exceeds 15 mph. Avoid applications when wind gusts approach 15 mph.

Risk of exposure to sensitive aquatic areas can be reduced by avoiding applications when wind direction is toward the aquatic area.

Low humidity and high temperatures increase the evaporation rate of spray droplets and therefore the likelihood of spray drift to aquatic areas. Avoid spraying during conditions of low humidity and/or high temperature.

Do not make aerial or ground applications during temperature inversions. Inversions are characterized by stable air and increasing temperatures with height above the ground. Mist or fog may indicate the presence of an inversion in humid areas. The applicator may detect the presence of an inversion by producing smoke and observing a smoke layer near the ground surface.

Faint, illegible text or markings, possibly bleed-through from the reverse side of the page.

IMPORTANT: READ BEFORE USE

Read the entire Directions for Use, Conditions, Disclaimer of Warranties and Limitations of Liability before using this product. If terms are not acceptable, return the unopened product container at once.

By using this product, user or buyer accepts the following Conditions, Disclaimer of Warranties and Limitations of Liability.

CONDITIONS: The directions for use of this product are believed to be adequate and must be followed carefully. However, it is impossible to eliminate all risks associated with the use of this product. Crop injury, ineffectiveness or other unintended consequences may result because of such factors as weather conditions, presence of other materials, or the manner of use or application, all of which are beyond the control of Bayer CropScience. To the extent consistent with applicable law, all such risks shall be assumed by the user or buyer.

DISCLAIMER OF WARRANTIES: TO THE EXTENT CONSISTENT WITH APPLICABLE LAW, BAYER CROPSCIENCE MAKES NO OTHER WARRANTIES, EXPRESS OR IMPLIED, OF MERCHANTABILITY OR OF FITNESS FOR A PARTICULAR PURPOSE OR OTHERWISE, THAT EXTEND BEYOND THE STATEMENTS MADE ON THIS LABEL. No agent of Bayer CropScience is authorized to make any warranties beyond those contained herein or to modify the warranties contained herein. TO THE EXTENT CONSISTENT WITH APPLICABLE LAW, BAYER CROPSCIENCE DISCLAIMS ANY LIABILITY WHATSOEVER FOR SPECIAL, INCIDENTAL OR CONSEQUENTIAL DAMAGES RESULTING FROM THE USE OR HANDLING OF THIS PRODUCT.

LIMITATIONS OF LIABILITY: TO THE EXTENT CONSISTENT WITH APPLICABLE LAW, THE EXCLUSIVE REMEDY OF THE USER OR BUYER FOR ANY AND ALL LOSSES, INJURIES OR DAMAGES RESULTING FROM THE USE OR HANDLING OF THIS PRODUCT, WHETHER IN CONTRACT, WARRANTY, TORT, NEGLIGENCE, STRICT LIABILITY OR OTHERWISE, SHALL NOT EXCEED THE PURCHASE PRICE PAID, OR AT BAYER CROPSCIENCE'S ELECTION, THE REPLACEMENT OF PRODUCT.

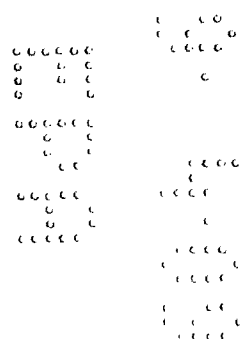
NET CONTENTS:

Prosaro is a trademark of Bayer.



Bayer CropScience

**Bayer CropScience LP
P.O. Box 12014, 2 T.W. Alexander Drive
Research Triangle Park, North Carolina 27709
1-866-99BAYER (1-866-992-2937)**



PROSARO™ 421 SC Fungicide (MASTER) Approved 07/23/09, Notification 09/02/09