



7/14/2011

10 of 15

UNITED STATES ENVIRONMENTAL PROTECTION AGENCY
WASHINGTON, DC 20460

OFFICE OF
CHEMICAL SAFETY AND
POLLUTION PREVENTION

Melvin K. Tolliver
Bayer CropScience LP
2 T.W. Alexander Drive
Research Triangle Park, NC 27709

JUL 14 2011

Subject: Absolute® 500 SC Fungicide
EPA Reg. No. 264-849
Your Application Dated: October 26, 2010
EPA Decision Number: 441581

Dear Mr. Tolliver:

The amended label referred to above, submitted in connection with registration under the Federal Insecticide, Fungicide and Rodenticide Act as amended to include corn (including seed production), use of adjuvants for barley, soybean, and wheat, and minor label changes for rotational crop restrictions, and wheat and barley uses are acceptable, provided the following changes are made:


1. On page 1, under the PPE heading, INSERT the following statement including the applicable category: "Some materials that are chemical- resistant to this product are listed below. For more options, follow the instruction for Category [A, B, C, or D] on an EPA chemical resistance category selection chart." Also, ADD examples of waterproof material to the third bullet. Lastly, within the last paragraph on the page, INSERT "exist" after the term "washables".
2. On page 2, within the "Agricultural Use Requirements" box INSERT a period at the end of the second sentence within the second paragraph. Also, ADD examples of waterproof material to the second bullet.
3. On Pages 7, 11, and 12, within the Use Directions for barley, soybean and wheat, under "Restrictions" REPLACE the term "surfactant" with "non-ionic surfactant (NIS)".
4. On page 8, within the Use Directions for sweet corn, under "Restrictions" REPLACE the "19 days" for the REI with "13 days".
5. On page 12, under the "Rotational Restrictions", within the first sentence REPLACE "last application" with "harvest".

2015

Absolute® 500 SC Fungicide
EPA Reg. No. 264-849
Page 2 of 2

One copy of the label stamped "Accepted" is enclosed for your records. This label supersedes all labels previously accepted for this product. Please submit one copy of the final printed label before the product is released for shipment.

If you have any questions, please contact Tawanda Maignan by phone at (703) 308-8050 or via email at Maignan.Tawanda@epa.gov.

Sincerely,


Tony Kish
Product Manager (22)
Fungicide Branch
Registration Division (7504P)

Enclosure

30 of 15

GROUP 3 11 FUNGICIDE

ABSOLUTE® 500 SC Fungicide

For control of certain diseases on barley, corn, peanut, pecan, soybean, wheat, and grasses grown for seed.

Active Ingredients:	
Tebuconazole.....	22.63%
Trifloxystrobin.....	22.63%
Other Ingredients*:	54.74%
Contains 2.18 pounds tebuconazole and 2.18 pounds Trifloxystrobin per gallon. Total 100.00%	

EPA Reg. No. 264-849 EPA Est. No. 3125-MO-01

KEEP OUT OF REACH OF CHILDREN CAUTION

For MEDICAL And TRANSPORTATION Emergencies ONLY Call 24 Hours A Day 1-800-334-7577
For PRODUCT USE Information Call 1-866-99BAYER (1-866-992-2937)

FIRST AID

IF SWALLOWED:	<ul style="list-style-type: none"> Call a poison control center or doctor immediately for treatment advice. Do not induce vomiting unless told to do so by a poison control center or doctor. Have person sip a glass of water if able to swallow. Do not give anything by mouth to an unconscious person.
IF ON SKIN:	<ul style="list-style-type: none"> Take off contaminated clothing. Rinse skin immediately with plenty of water for 15-20 minutes. Call a poison control center or doctor for treatment advice.
IF INHALED:	<ul style="list-style-type: none"> Move person to fresh air. If person is not breathing, call 911 or an ambulance, then give artificial respiration, preferably mouth-to-mouth if possible. Call a poison control center or doctor for further treatment advice.
IF IN EYES:	<ul style="list-style-type: none"> Hold eye open and rinse slowly and gently with water for 15-20 minutes. Remove contact lenses, if present, after the first 5 minutes, then continue rinsing eye. Call a poison control center or doctor for treatment advice.
In case of emergency call toll free the Bayer CropScience Emergency Response Telephone No. 1-800-334-7577. Have a product container or label with you when calling a poison control center or doctor, or going for treatment.	
NOTE TO PHYSICIAN: No specific antidote. Treat Symptomatically.	

PRECAUTIONARY STATEMENTS

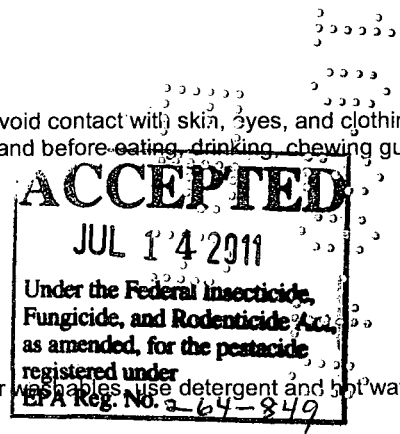
HAZARDS TO HUMANS AND DOMESTIC ANIMALS CAUTION

Harmful if swallowed, inhaled or absorbed through skin. Causes moderate eye irritation. Avoid contact with skin, eyes, and clothing. Avoid breathing vapor or spray mist. Wash thoroughly with soap and water after handling and before eating, drinking, chewing gum, or using tobacco. Remove and wash contaminated clothing before reuse.

Personal Protective Equipment (PPE)

- Applicators and other handlers must wear:
- Long-sleeved shirt and long pants
 - Shoes plus socks
 - Chemical resistant gloves made of any waterproof material

Follow manufacturer's instructions for cleaning/maintaining PPE. If no such instructions for washables, use detergent and hot water. Keep and wash PPE separately from other laundry.



ENGINEERING CONTROL STATEMENTS

When handlers use closed systems, enclosed cabs, or aircraft in a manner that meets the requirements listed in the Worker Protection Standard (WPS) for agricultural pesticides [40 CFR 170.240(d)(4-6)], the handler PPE requirements may be reduced or modified as specified in the WPS.

User Safety Recommendations

Users should:

- Wash hands before eating, drinking, chewing gum, using tobacco, or using the toilet.
- Remove clothing immediately if pesticide gets inside. Then wash thoroughly and put on clean clothing.

ENVIRONMENTAL HAZARDS

This pesticide is toxic to mammals, fish and aquatic invertebrates. Do not apply directly to water, or to areas where surface water is present or to intertidal areas below the mean high water mark. Drift and runoff may be hazardous to aquatic organisms in neighboring areas. Do not contaminate water when disposing of equipment washwater or rinsate.

Ground Water Advisory

Several trifloxystrobin degradates have properties and characteristics associated with chemicals detected in ground water. The use of this chemical in areas where soils are permeable, particularly where the water table is shallow, may result in ground water contamination.

Tebuconazole is known to leach through soil into ground under certain conditions as a result of label use. Use of this chemical in areas where soils are permeable, particularly where the water table is shallow, may result in ground-water contamination.

Surface Water Advisory

This product may contaminate water through drift of spray in wind. This product has a high potential for runoff for several months or more after application. Poorly draining soils and soils with shallow water tables are more prone to runoff that contains this product. A level, well maintained vegetative buffer strip between areas to which this product is applied and surface water features such as ponds, streams, and springs will reduce the potential for contamination of water from rainfall-runoff. Runoff of this product will be reduced by avoiding applications when rainfall is forecasted within 48 hours.

DIRECTIONS FOR USE

**It is a violation of federal law to use this product in a manner inconsistent with its labeling.
Do not use this product until you have read the entire label.**

Do not apply this product in a way that will contact workers or other persons, either directly or through drift. Only protected handlers may be in the area during application.

For any requirements specific to your State or Tribe, consult the agency responsible for pesticide regulation.


AGRICULTURAL USE REQUIREMENTS

Use this product only in accordance with its labeling and with the Worker Protection Standard, 40 CFR part 170. This Standard contains requirements for the protection of agricultural workers on farms, forests, nurseries, and greenhouses, and handlers of agricultural pesticides. It contains requirements for training, decontamination, notification, and emergency assistance. It also contains specific instructions and exceptions pertaining to the statements on this label about personal protective equipment (PPE) and restricted-entry interval. The requirements in this box only apply to uses of this product that are covered by the Worker Protection Standard.

Do not enter or allow worker entry into treated areas during the restricted-entry interval (REI). The REI for each crop is listed in the application directions associated with each crop

PPE required for early entry to treated areas that is permitted under the Worker Protection Standard and that involves contact with anything that has been treated, such as plants, soil, or water is:

- Coveralls
- Chemical-resistant gloves made of waterproof material
- Shoes plus socks



STORAGE AND DISPOSAL

Do not contaminate water, food, or feed by storage or disposal.

Pesticide Storage

Store in a cool, dry place and in such a manner as to prevent cross contamination with other pesticides, fertilizers, food, and feed. Store in original container and out of the reach of children, preferably in a locked storage area.

Handle and open container in a manner as to prevent spillage. If the container is leaking, invert to prevent leakage. If container is leaking or material spilled for any reason or cause, carefully dam up spilled material to prevent runoff. Refer to Precautionary Statements on label for hazards associated with the handling of this material. Do not walk through spilled material. Absorb spilled material with absorbing type compounds and dispose of as directed for pesticides below. In spill or leak incidents, keep unauthorized people away. You may contact the Bayer CropScience Emergency Response Team for decontamination procedures or any other assistance that may be necessary. The Bayer CropScience Emergency Response telephone number is 1-800-334-7577.

Pesticide Disposal

Wastes resulting from the use of this product may be disposed of on site or at an approved waste disposal facility.

Container Disposal

Rigid non-refillable containers less than 5 gallons.

Non-refillable container. Do not reuse or refill this container. Triple rinse or pressure rinse container (or equivalent) promptly after emptying.

Triple rinse as follows: Empty the remaining contents into application equipment or a mix tank and drain for 10 seconds after the flow begins to drip. Fill the container 1/4 full with water and recap. Shake for 10 seconds. Pour rinsate into application equipment or a mix tank or store rinsate for later use or disposal. Drain for 10 seconds after the flow begins to drip. Repeat this procedure two more times.

Pressure rinse as follows: Empty the remaining contents into application equipment or a mix tank and continue to drain for 10 seconds after the flow begins to drip. Hold container upside down over application equipment or mix tank or collect rinsate for later use or disposal. Insert pressure rinsing nozzle in the side of the container, and rinse at about 40 PSI for at least 30 seconds. Drain for 10 seconds after the flow begins to drip.

Offer for recycling, if available. If not recycled, then puncture and dispose of in a sanitary landfill or by incineration, or, if allowed by State and local authorities, by burning. If burned, stay out of smoke.

Rigid Non-refillable containers that are too large to shake (i.e., with capacities greater than 5 gallons or 50 lbs)

Non-refillable containers - Do not reuse or refill this container. Refer to Bottom Discharge IBC or Top Discharge IBC, Drums, Kegs information as follows.

Bottom Discharge IBC (e.g. - Schuetz Caged IBC or Snyder Square Stackable)

Pressure rinsing the container before final disposal is the responsibility of the person disposing of the container. To pressure rinse the container before final disposal, empty the remaining contents from the IBC into application equipment or mix tank. Raise the bottom of the IBC by 1.5 inches on the side which is opposite of the bottom discharge valve to promote more complete product removal. Completely remove the top lid of the IBC. Use water pressurized to at least 40 PSI to rinse all interior portions. Continuously pump or drain rinsate into application equipment or rinsate collection system while pressure rinsing. Continue pressure rinsing for 2 minutes or until rinsate becomes clear. Replace the lid and close bottom valve.

Top Discharge IBC, Drums, Kegs (e.g.- Snyder 120 Next Gen, Bonar B120, Drums, Kegs).

Triple rinsing the container before final disposal is the responsibility of the person disposing of the container. To triple rinse the container before final disposal, empty the remaining contents from this container into application equipment or mix tank. Fill the container at least 10 percent full with water. Agitate vigorously or recirculate water with the pump for 2 minutes. Rinse all interior surfaces. Pour or pump rinsate into application equipment or rinsate collection system. Repeat this procedure two more times.

Once container is rinsed, offer for recycling if available or puncture and dispose of in a sanitary landfill or by incineration.

Refillable Containers

Refillable container - Refer to Bottom Discharge IBC or Top Discharge IBC, Drums, Kegs information as follows. Refill this container with pesticide only. Do not reuse this container for any other purpose. Contact your Ag retailer or Bayer CropScience for container return, disposal and recycling information.

Bottom Discharge IBC (e.g. - Schuetz Caged IBC or Snyder Square Stackable)

Pressure rinsing the container before final disposal is the responsibility of the person disposing of the container. Cleaning before refilling is the responsibility of the refiller. To pressure rinse the container before final disposal, empty the remaining contents from the IBC into application equipment or mix tank. Raise the bottom of the IBC by 1.5 inches on the side which is opposite of the bottom discharge valve to promote more complete product removal. Completely remove the top lid of the IBC. Use water pressurized to at least 40 PSI to rinse all interior portions. Continuously pump or drain rinsate into application equipment or rinsate collection system while pressure rinsing. Continue pressure rinsing for 2 minutes or until rinsate becomes clear. Replace the lid and close bottom valve.

Top Discharge IBC, Drums, Kegs (e.g.– Snyder 120 Next Gen, Bonar B120, Drums, Kegs).

Triple rinsing the container before final disposal is the responsibility of the person disposing of the container. Cleaning before refilling is the responsibility of the refiller. To triple rinse the containers before final disposal, empty the remaining contents from this container into application equipment or mix tank. Fill the container at least 10 percent full with water. Agitate vigorously or recirculate water with the pump for 2 minutes. Rinse all interior surfaces. Pour or pump rinsate into application equipment or rinsate collection system. Repeat this procedure two more times.

Once container is rinsed, offer for recycling if available or puncture and dispose of in a sanitary landfill or by incineration.

GENERAL INFORMATION

ABSOLUTE™ 500 SC Fungicide is a broad spectrum fungicide for the control of certain diseases of barley, corn, peanut, pecan, soybean, wheat, and grasses grown for seed. ABSOLUTE 500 SC Fungicide works by interfering with both energy and cell membrane production by plant pathogenic fungi.

UNDER CERTAIN CONDITIONS CONDUCIVE TO EXTENDED INFECTION PERIODS, ADDITIONAL FUNGICIDE APPLICATIONS BEYOND THE NUMBER ALLOWED BY THIS LABEL MAY BE NEEDED. UNDER THESE CONDITIONS, USE ANOTHER FUNGICIDE REGISTERED FOR THE CROP/DISEASE.

RESISTANCE MANAGEMENT

The active ingredients in ABSOLUTE 500 SC Fungicide belong to two different chemistry classes.

Tebuconazole belongs to the DMI (Group 3) class of chemistry which exhibits no known cross resistance to other chemical classes. Tebuconazole may exhibit cross resistance to other Group 3 fungicides, such as propiconazole and myclobutanil.

Trifloxystrobin belongs to the QoI (Group 11) class of chemistry which exhibits no known cross-resistance to other chemical classes. Trifloxystrobin does exhibit cross-resistance to other Group 11 fungicides, such as azoxystrobin, pyraclostrobin, and kresoxim-methyl. The NA-QoI Working Group has established the following general guidelines for the maximum number of applications of a Group 11-containing fungicide. In addition to that, the maximum number of applications may be restricted to a specific limit on a particular crop (see crop specific recommendations). Follow the specific crop recommendations that limit the total number of sprays on a crop and the required alternations with fungicides from other resistance management groups. In situations requiring multiple fungicide sprays, develop season-long spray programs for Group 11 containing fungicides. In programs in which pre-mixes of a Group 11 fungicide with a fungicide of another Group are utilized, the number of Group 11 fungicide QoI-containing applications should be no more than 1/2 of the total number of fungicide applications per season.

Fungal pathogens are known to develop resistance to products with the same mode of action when used repeatedly. Because resistance development cannot be predicted, the use of this product should conform to resistance management strategies established for the crop and use area. Such strategies may include rotating and/or tank mixing with products having different modes of action or limiting the total number of applications per season. Bayer CropScience encourages responsible resistance management to ensure effective long-term control of the fungal diseases on this label.

SPRAY EQUIPMENT

Thorough coverage is necessary to provide good disease control. Applications using sufficient water volume to provide thorough and uniform coverage generally provide the most effective disease control. For ground application equipment, a minimum of 10 gal./A is recommended. For aerial application equipment, a minimum of 5 gal./A is recommended.

Broadcast Ground Sprayers

Equip sprayers with nozzles that provide accurate and uniform application. Be certain that nozzles are the same size and uniformly spaced across the boom. Calibrate the sprayer before use.

Use a pump with the capacity to: (1) maintain a minimum of 35 psi at nozzles, and (2) provide sufficient agitation in the tank to keep the mixture in suspension – this requires recirculation of 10% of the tank volume per minute. Use jet agitators or a liquid sparge tube for vigorous agitation.

Use screens to protect the pump and to prevent nozzles from clogging. Screens placed on the suction side of the pump should be 16-mesh or coarser. Do not place a screen in the recirculation line. Use 50-mesh screens at the nozzles. Check nozzle manufacturer's recommendations.

For information on spray equipment and calibration, consult sprayer manufacturer's and/or state recommendations.

For specific local directions and spray schedules, consult the current state agricultural experiment station recommendations.

AERIAL APPLICATION

Avoid application under conditions when uniform coverage cannot be obtained or when excessive spray drift may occur. Do not apply directly to humans or animals. Not registered for aerial application in New York State.

CHEMIGATION

Application Through Irrigation Systems (Chemigation) – Apply ABSOLUTE 500 SC Fungicide through irrigation equipment only to crops for which chemigation is specified on this label.

ABSOLUTE 500 SC Fungicide alone or in combination with other pesticides which are registered for application through irrigation systems, may be applied through irrigation systems. Apply this product only through center pivot, solid set, hand move, or moving wheel irrigation systems. Do not apply this product through any other type of irrigation system. Illegal pesticide residues in the crop can result from non-uniform distribution of treated water. If you have questions about calibration, you should contact State Extension Service specialists, equipment manufacturers, or other experts. Do not connect an irrigation system (including greenhouse systems) used for pesticide application to a public water system, unless the pesticide label-prescribed safety devices for public water systems are in place. A person knowledgeable of the chemigation system and responsible for its operation, or under the supervision of the responsible person, shall shut the system down and make necessary adjustments should the need arise.

Operating Instructions

1. The system must contain a functional check-valve, vacuum relief valve, and low pressure drain appropriately located on the irrigation pipeline to prevent water-source contamination from backflow.
2. The pesticide injection pipeline must contain a functional, automatic, quick-closing check-valve to prevent the flow of fluid back toward the injection pump.
3. The pesticide injection pipeline must also contain a functional, normally closed, solenoid-operated valve located on the intake side of the injection pump and connected to the system interlock to prevent fluid from being withdrawn from the supply tank when the irrigation system is either automatically or manually shut down.
4. The system must contain functional interlocking controls to automatically shut off the pesticide injection pump when the water pump motor stops.
5. The irrigation line or water pump must include a functional pressure switch which will stop the water pump motor when the water pressure decreases to the point where pesticide distribution is adversely affected.
6. Systems must use a metering pump, such as a positive displacement injection pump (e.g., diaphragm pump), effectively designed and constructed of materials that are compatible with pesticides and capable of being fitted with a system interlock.
7. Do not apply when wind speed favors drift beyond the area intended.

Center Pivot Irrigation Equipment

Notes: (1) Use only with drive systems which provide uniform water distribution. (2) Do not use end guns when chemigating ABSOLUTE 500 SC Fungicide through center pivot systems because of non-uniform application.

Determine the size of the area to be treated. Determine the time required to apply 1/8-1/2 inch of water over the area to be treated when the system and injection equipment are operated at normal pressures as recommended by the equipment manufacturer. When applying ABSOLUTE 500 SC Fungicide through irrigation equipment use the lowest obtainable water volume while maintaining uniform distribution. Run the system at 80-95% of the manufacturer's rated capacity. Using water, determine the injection pump output when operated at normal line pressure. Determine the amount of ABSOLUTE 500 SC Fungicide required to treat the area covered by the irrigation system. Add the required amount of ABSOLUTE 500 SC Fungicide and sufficient water to meet the injection time requirements to the solution tank. Make sure the system is fully charged with water before starting injection of the ABSOLUTE 500 SC Fungicide solution. Time the injection to last at least as long as it takes to bring the system to full pressure. Maintain constant solution tank agitation during the injection period. Continue to operate the system until the ABSOLUTE 500 SC Fungicide solution has cleared the sprinkler head.

Solid Set, Hand Move, and Moving Wheel Irrigation Equipment

When applying ABSOLUTE 500 SC Fungicide through irrigation equipment use the lowest obtainable water volume while maintaining uniform distribution. Determine the amount of ABSOLUTE 500 SC Fungicide required to treat the area covered by the irrigation system. Add the required amount of ABSOLUTE 500 SC Fungicide into the same quantity of water used to calibrate the injection period. Operate the system at the same pressure and time interval established during the calibration. Stop injection equipment after treatment is completed. Continue to operate the system until the ABSOLUTE 500 SC Fungicide solution has cleared the last sprinkler head.

MIXING PROCEDURES

Prepare no more spray mixture than is needed for the immediate operation. Thoroughly clean spray equipment before using this product. Vigorous agitation is necessary for proper dispersal of the product. Maintain maximum agitation throughout the spraying operation. Do not let the spray mixture stand overnight in the spray tank. Flush the spray equipment thoroughly following each use and apply the rinsate to a previously treated area.

ABSOLUTE 500 SC Fungicide Alone: Add approximately 1/2 of the required amount of water to the mix tank. With the agitator running, add the ABSOLUTE 500 SC Fungicide to the tank. Continue agitation while adding the remainder of the water. Begin application of the solution after the ABSOLUTE has completely and uniformly dispersed into the mix water. Maintain agitation until all of the mixture has been applied.

ABSOLUTE 500 SC Fungicide + Tank Mix Partners: Add approximately 1/2 of the required amount of water to the mix tank. Start the agitator running before adding any tank-mix partners. In general, tank-mix partners should be added in this order: products packaged in watersoluble packaging*, wettable powders, wettable granules (dry flowables), liquid flowables such as ABSOLUTE, liquids, and emulsifiable concentrates. Always allow each tank-mix partner to become fully and uniformly dispersed before adding the next product. Provide sufficient agitation while adding the remainder of the water. Maintain agitation until all of the mixture has been applied.

* Note: When using ABSOLUTE 500 SC Fungicide in tank mixtures, all products in water-soluble packaging should be added to the tank before any other tank-mix partner, including ABSOLUTE 500 SC. Allow the water-soluble packaging to completely dissolve and the product(s) to completely disperse before adding any other tank-mix partner to the tank. If using ABSOLUTE 500 SC Fungicide in a tank mixture, observe all directions for use, crop/sites, use rates, dilution ratios, precautions, and limitations which appear on the tank-mix partner product label. No label dosage rate must be exceeded, and the most restrictive label precautions and limitations must be followed. This product must not be mixed with any product which prohibits such mixing. Tank mixtures or other applications of products referenced on this label are permitted only in those states in which the referenced products are registered.

ABSOLUTE 500 SC Fungicide is compatible with most insecticide, fungicide, and foliar nutrient products. However, the physical compatibility of ABSOLUTE 500 SC Fungicide with tank-mix partners should be tested before use. To determine the physical compatibility of ABSOLUTE 500 SC Fungicide with other products, use a jar test, as described below.

Using a quart jar, add the proportionate amounts of the products to 1 qt. of water. Add wettable powders and water-dispersible granular products first, then liquid flowables, and emulsifiable concentrates last. After thoroughly mixing, let stand for at least 5 minutes. If the combination remains mixed or can be remixed readily, it is physically compatible. Once compatibility has been proven, use the same procedure for adding required ingredients to the spray tank.

The crop safety of all potential tank mixes including additives and other pesticides on all crops has not been tested. Before applying any tank mixture not specifically recommended on this label, the safety to the target crop should be confirmed. To test for crop safety, apply ABSOLUTE 500 SC Fungicide to the target crop in a small area and in accordance with label instructions for the target crop.

RECOMMENDATIONS TO AVOID SPRAY DRIFT

Do not make applications when conditions favor drift beyond the target application area. When drift may be a problem, take measures to reduce drift, including:

1. Do not spray if wind speeds are or become excessive. Do not spray if wind speed is 15 mph or greater. If nontarget crops are located downwind, use caution when spraying if wind is present. Do not spray if winds are gusty.
2. Use caution when conditions are favorable for drift (high temperatures, drought, low relative humidity).
3. Do not apply when a temperature inversion exists. If inversion conditions are suspected, consult with local weather services before making an application.

Products in Refillable Containers

End users are authorized to remove tamper evident cables as required to remove the product from the container unless the container is equipped with one way valves and refilling or returning is planned. If this is the case, end users are not authorized to remove tamper evident cables, one way valves or clean container. See Container Disposal instructions under Storage and Disposal.

USE DIRECTIONS FOR SPECIFIC CROPS

BARLEY			
Disease Control	Rate fl. oz. / Acre	Application Timing	Notes
Glume Blotch <i>(Stagonospora nodorum)</i> Leaf Blotch <i>(Stagonospora avenae)</i> Net Blotch <i>(Pyrenophora teres)</i> Powdery Mildew <i>(Blumeria graminis)</i> Rusts <i>(Puccinia spp.)</i> Scald <i>(Rhynchosporium secalis)</i> Spot Blotch <i>(Cochliobolus sativus)</i>	3.3	Begin applications preventatively when conditions are favorable for disease development.	ABSOLUTE 500 SC Fungicide may be applied by ground, aerial or chemigation.
<p>Restrictions</p> <p>Do not apply more than 3.3 fl. oz. of ABSOLUTE 500 SC Fungicide per season. Do not apply within 40 days of harvest. For optimum disease control, the lowest labeled rate of a spray surfactant may be tank-mixed. For resistance management, do not apply more than 2 consecutive applications of a Group 11 or Group 11-containing fungicide per acre per year without alternation with at least 2 applications of fungicide from a different (not Group 11) mode of action.</p> <p>Do not allow livestock to graze within the treated area within 30 days after application, and do not harvest the treated crop for forage within 30 days after application or for hay within 45 days after application.</p> <p>Restricted-entry interval (REI) = 12 hours.</p>			

SWEET CORN (INCLUDING SEED PRODUCTION)			
Disease Control	Rate fl. oz. / Acre	Application Timing	Notes
Anthracnose Leaf Blight <i>(Colletotrichum graminicola)</i> Common Rust <i>(Puccinia sorghi)</i> Eye Spot <i>(Aureobasidium zeae)</i> Gray Leaf Spot <i>(Cercospora zeae-maydis)</i> Northern Corn Leaf Blight <i>(Setopshaeria turcica)</i> Northern Corn Leaf Spot <i>(Cochliobolus carbonum)</i> Southern Corn Leaf Blight <i>(Cochliobolus heterostrophus)</i> Southern Rust <i>(Puccinia polysora)</i>	5.0 – 6.0	Apply when disease first appears and continue on a 10-14-day interval if favorable conditions for disease development persist. Use of shorter spray intervals and higher rates are recommended when disease pressure is severe.	ABSOLUTE 500SC may be applied by ground, air or chemigation. ABSOLUTE 500 SC Fungicide should be applied in a minimum of 10 gallons of spray solution by ground sprayer or in a minimum of 2 gallons per acre by aircraft spray equipment. For optimum disease control, the lowest labeled rate of a spray surfactant may be tank-mixed.
<p>Restrictions Do not apply more than 24 fl oz of ABSOLUTE 500 SC Fungicide per acre per use season. Do not apply more than 4 applications per use season. ABSOLUTE 500 SC Fungicide may be applied up to 7 days before the harvest of ears and forage. Do not apply within 49 days of harvest for fodder. In programs with ABSOLUTE 500 SC Fungicide, with Group 11 tank mixes, or other pre-mixes containing a Group 11 fungicide, the number of Group 11 fungicide should be no more than one-half of the total number of fungicide applications per season. Alternate every application of ABSOLUTE 500 SC Fungicide with at least one application of a non-Group 11 fungicide.</p> <p>Restricted-entry interval (REI) = 19 days.</p>			

CORN (FIELD CORN, FIELD CORN GROWN FOR SEED AND POPCORN)

Disease Control	Rate fl. oz. / Acre	Application Timing	Notes
Anthracnose Leaf Blight <i>(Colletotrichum graminicola)</i> Common Rust <i>(Puccinia sorghi)</i> Eye Spot <i>(Aureobasidium zeae)</i> Gray Leaf Spot <i>(Cercospora zeae-maydis)</i> Northern Corn Leaf Blight <i>(Setopshaeria turcica)</i> Northern Corn Leaf Spot <i>(Cochliobolus carbonum)</i> Southern Corn Leaf Blight <i>(Cochliobolus heterostrophus)</i> Southern Rust <i>(Puccinia polysora)</i>	5.0 – 6.0	Apply when disease first appears and continue on a 10-14-day interval if favorable conditions for disease development persist. Use of shorter spray intervals and higher rates are recommended when disease pressure is severe.	ABSOLUTE 500 SC Fungicide may be applied by ground, air or chemigation. ABSOLUTE 500 SC Fungicide should be applied in a minimum of 10 gallons of spray solution by ground sprayer or in a minimum of 2 gallons per acre by aircraft spray equipment. For optimum disease control, the lowest labeled rate of a spray surfactant may be tank-mixed.

Restrictions
 Do not apply more than 12 fl oz of ABSOLUTE 500 SC Fungicide per acre per use season. Do not apply more than 2 applications per use season. ABSOLUTE 500 SC Fungicide may be applied up to 36 days before the harvest of grain and fodder. Do not apply within 21 days of harvest for forage. Do not apply more than two sequential applications of ABSOLUTE 500 SC Fungicide. Limit the number of ABSOLUTE 500 SC Fungicide or other Group 11-containing fungicide applications to no more than two per acre per crop.
 Restricted-entry interval (REI) = 12 hours.

Grasses Grown For Seed (Northwest U.S. only)

Diseases Controlled	Rate (fl. oz./acre)	Application Timing	Notes
Rust <i>(Puccinia spp.)</i> Powdery Mildew <i>(Erysiphe graminis)</i>	5 to 7.7	Begin applications when rust and powdery mildew infections are noticeable and beginning to increase in number. Continue applications on a 21 day application interval	Continue applications if favorable conditions for disease development persist. Use higher rates when disease pressure is severe. Most bluegrass has little resistance to rust or powdery mildew. It is important to begin applications early in the growing season for bluegrass and other more susceptible species. Apply ABSOLUTE 500 SC Fungicide in a minimum of 20 gallons per acre for ground application, or in a minimum of 10 gallons per acre for aerial application.

Restrictions: Do not apply more than 32 fl. oz. of ABSOLUTE 500 SC Fungicide per acre per year. Do not apply more than 2 sequential applications of Absolute or other Group 11 containing fungicide without alternation to at least 2 applications of a fungicide from a different (not Group 11) mode of action.
 For optimum performance, the lowest recommended rate of a spray surfactant containing methylated seed oil, or other equivalent oil based product, should be tank mixed with ABSOLUTE 500 SC.
 Do not apply within 4 days of harvest. Do not forage or cut green crop for feed purposes. Chaff, screenings, and straw from treated areas may be used for feed purposes, but do not use seed for feed purposes. Regrowth may be grazed starting 17 days after the last application of ABSOLUTE 500 SC.
 Restricted-entry interval (REI) = 12 hours.

PEANUTS			
Disease Control	Rate fl. oz./Acre	Application Timing	Notes
Early Leaf Spot <i>(Cercospora arachidicola)</i> Late Leaf Spot <i>(Cercosporidium personatum)</i> Rust <i>(Puccinia arachidis)</i> Web Blotch <i>(Phoma arachidicola)</i>	3.5	Begin applications when conditions are favorable for diseases but before infection.	Apply on a 10 to 14-day spray schedule. Use the shorter intervals when disease pressure is severe. ABSOLUTE 500 SC Fungicide may be applied by ground, aerial, or chemigation.
White mold <i>(Sclerotium rolfsii)</i>	3.5 + 5.2 fl. oz./A Folicur 3.6 F	Folicur tank-mix - Begin applications when conditions are favorable for diseases, typically within timings 3 - 6 in a seven spray program.	This Folicur tank-mix, when part of a Folicur four block program, will also provide protection against Rhizoctonia limb rot . ABSOLUTE 500 SC Fungicide may be applied by ground, aerial, or chemigation.
Limb Rot <i>(Rhizoctonia solani)</i>	7.0	Begin applications when conditions are favorable for diseases, typically within timings 3 - 6 in a seven spray program.	In the southeast, applications at approximately 90 and 104 days after planting may be the most effective timings for control of limb rot. ABSOLUTE 500 SC Fungicide may be applied by ground, aerial, or chemigation.

Restrictions

Do not exceed more than 4 total applications of ABSOLUTE 500 SC Fungicide per season. Do not apply ABSOLUTE 500 SC Fungicide within 14 days of harvest. If 4 or less total fungicide sprays are planned then alternate each application of ABSOLUTE 500 SC Fungicide with a non Group 11 containing fungicide. If 5 or more fungicide sprays are planned use a maximum of 2 consecutive applications of ABSOLUTE 500 SC Fungicide alternated with at least 2 applications of a non Group 11 containing fungicide before returning to another Group 11 fungicide. To limit development of disease resistance do not apply a Group 11 containing fungicide for more than 1/2 of the seasonal sprays.

Do not feed hay or threshings or allow livestock to graze in treated area.

Restricted-entry interval (REI) =12 hours.

PECAN			
Disease Control	Rate oz./Acre	Application Timing	Notes
Pecan Scab <i>(Cladosporium caryigenum)</i> Anthracnose <i>(Glomerella cingulata)</i>	5 to 7.67	Begin applications when conditions are favorable for disease development and continue throughout the season using a 14 to 21- day interval.	Absolute will control scab on both the leaf and shuck. Do not apply after shuck split or within 30 days of harvest. A surfactant may be added to the spray solution for optimum control of the indicated diseases. ABSOLUTE 500 SC Fungicide may be applied by ground, aerial, or chemigation.

Restrictions: Do not make more than 6 applications of ABSOLUTE 500 SC Fungicide per season. Do not apply more than 46 oz. of ABSOLUTE 500 SC Fungicide per acre per season. Do not cut cover crops in treated areas for feed or allow livestock to graze treated areas. To limit the potential for resistance to develop apply up to 2 consecutive applications of ABSOLUTE 500 SC Fungicide then make at least 2 applications with an effective fungicide with a different mode of action (a non Group 11) before returning to ABSOLUTE 500 SC Fungicide. To limit development of disease resistance do not apply a Group 11 containing fungicide for more than 1/2 of the seasonal sprays.

Restricted-entry interval (REI) = 12 hours.

SOYBEAN			
Disease Control	Rate fl. oz. / Acre	Application Timing	Notes
Alternaria Leaf Spot <i>(Alternaria spp.)</i> Anthracnose <i>(Colletotrichum truncatum)</i> Asian Soybean Rust <i>(Phakopsora pachyrhizi)</i> Brown spot <i>(Septoria glycines)</i> Cercospora Blight <i>(Cercospora kikuchii)</i> Frogeye Leaf Spot <i>(Cercospora sojina)</i> Pod and Stem Blight <i>(Diaporthe phaseolorum)</i> Powdery Mildew <i>(Microsphaera diffusa)</i> Rhizoctonia Aerial Blight <i>(Rhizoctonia solani)</i>	5.0 – 6.0	For diseases other than Asian soybean rust, for best disease control, apply ABSOLUTE 500 SC Fungicide at early flowering or prior to disease development. For Asian soybean rust control, apply ABSOLUTE 500 SC Fungicide as a preventative spray or at first visible symptoms of disease. Repeat applications on a 10- to 21-day spray interval if environmental conditions are favorable for continued disease development. Use of shorter spray intervals and higher rates are recommended when disease pressure is severe.	ABSOLUTE 500 SC Fungicide should be applied in a minimum of 15 gallons of spray solution by ground sprayer or in a minimum of 2 gallons per acre by aircraft spray equipment. ABSOLUTE 500 SC Fungicide can also be applied by chemigation.
Restrictions Applications may not be made within 21 days of harvest. Do not apply more than 3 applications per season (i.e. 18 fluid ounces of product which is equivalent to 0.3 lb of either active ingredient). Do not apply more than two sequential applications of ABSOLUTE 500 SC Fungicide. For optimum disease control, the lowest labeled rate of a spray surfactant may be tank-mixed. Limit the number of ABSOLUTE 500 SC Fungicide or other Group 11-containing fungicide application to no more than two per acre per crop. Do not graze or feed soybean forage or hay. Restricted-entry interval (REI) = 12 hours.			

WHEAT			
Disease Control	Rate fl. oz. / Acre	Application Timing	Notes
Glume Blotch <i>(Stagonospora nodorum)</i> Leaf Blight <i>(Septoria tritici)</i> Powdery Mildew <i>(Blumeria graminis f. sp. tritici)</i> Rusts <i>(Puccinia spp.)</i> Tan Spot <i>(Pyrenophora tritici-repentis)</i>	5.0	Begin applications preventatively when conditions are favorable for disease development.	Early season leaf disease suppression: apply 3 to 4 fl. oz. per acre of ABSOLUTE 500 SC Fungicide for suppression of Tan Spot, Leaf Blight, and Powdery Mildew. ABSOLUTE 500 SC Fungicide may be applied by ground, aerial or chemigation.
Restrictions Do not apply more than 5 fl. oz. of ABSOLUTE 500 SC Fungicide per season. Do not apply within 35 days of harvest. For optimum disease control, the lowest labeled rate of a spray surfactant may be tank-mixed. For resistance management, do not apply more than 2 consecutive applications of ABSOLUTE 500 SC Fungicide or other Group 11 or Group 11-containing fungicide per acre per year without alternation with at least 2 applications of fungicide from a different (not Group 11) mode of action. Do not allow livestock to graze within the treated area within 30 days after application, and do not harvest the treated crop for forage within 30 days after application or for hay and wheat straw within 45 days after application. Restricted-entry interval (REI) = 12 hours			

ROTATIONAL RESTRICTIONS

Treated areas may be replanted immediately following last application with barley, corn, grasses grown for seed, peanut, pecan, soybean, and wheat. For other crops, do not plant back within 120 days of last application.

IMPORTANT: READ BEFORE USE

Read the entire Directions for Use, Conditions, Disclaimer of Warranties and Limitations of Liability before using this product. If terms are not acceptable, return the unopened product container at once.

By using this product, user or buyer accepts the following Conditions, Disclaimer of Warranties and Limitations of Liability.


CONDITIONS: The directions for use of this product are believed to be adequate and must be followed carefully. However, it is impossible to eliminate all risks associated with the use of this product. Crop injury, ineffectiveness or other unintended consequences may result because of such factors as weather conditions, presence of other materials, or the manner of use or application, all of which are beyond the control of Bayer CropScience. To the extent consistent with applicable law, all such risks shall be assumed by the user or buyer.

DISCLAIMER OF WARRANTIES: TO THE EXTENT CONSISTENT WITH APPLICABLE LAW, BAYER CROPSCIENCE MAKES NO OTHER WARRANTIES, EXPRESS OR IMPLIED, OF MERCHANTABILITY OR OF FITNESS FOR A PARTICULAR PURPOSE OR OTHERWISE, THAT EXTEND BEYOND THE STATEMENTS MADE ON THIS LABEL. No agent of Bayer CropScience is authorized to make any warranties beyond those contained herein or to modify the warranties contained herein. TO THE EXTENT CONSISTENT WITH APPLICABLE LAW, BAYER CROPSCIENCE DISCLAIMS ANY LIABILITY WHATSOEVER FOR SPECIAL, INCIDENTAL OR CONSEQUENTIAL DAMAGES RESULTING FROM THE USE OR HANDLING OF THIS PRODUCT.

LIMITATIONS OF LIABILITY: TO THE EXTENT CONSISTENT WITH APPLICABLE LAW, THE EXCLUSIVE REMEDY OF THE USER OR BUYER FOR ANY AND ALL LOSSES, INJURIES OR DAMAGES RESULTING FROM THE USE OR HANDLING OF THIS PRODUCT, WHETHER IN CONTRACT, WARRANTY, TORT, NEGLIGENCE, STRICT LIABILITY OR OTHERWISE, SHALL NOT EXCEED THE PURCHASE PRICE PAID, OR AT BAYER CROPSCIENCE'S ELECTION, THE REPLACEMENT OF PRODUCT.

NET CONTENTS: 2.5 Gallons

PRODUCED FOR



Bayer CropScience LP
P.O. Box 12014, 2 T.W. Alexander Drive
Research Triangle Park, North Carolina 27709
1-866-99BAYER (1-866-992-2937)

ABSOLUTE 500 SC Fungicide (PENDING) 07/28/10, 10/22/10, 10/26/10