

264-831

5-30-2008

1/2



UNITED STATES ENVIRONMENTAL PROTECTION AGENCY
WASHINGTON, D.C. 20460

OFFICE OF
PREVENTION, PESTICIDES AND
TOXIC SUBSTANCES

MAY 30 2008

Dr. Sherry Movassaghi, Ph.D.
Product Registration
Bayer Environmental Science
2T Alexander Drive
Research Triangle Park, NC 27709

SUBJECT: Application for Pesticide Notification (PRN 98-10)
Request General Label Change and Add/Delete Pest
EPA Reg. No. 264-831
Application Dated May 5, 2008

Dear Registrant:

The Agency is in receipt of your Application for Pesticide Notification under Pesticide Registration Notice (PRN) 98-10 dated 05/05/2008 for the above product. The Registration Division (RD) has conducted a review of this request for its applicability under PRN 98-10 and finds that the action(s) requested fall within the scope of PRN 98-10. The label submitted with the application has been stamped "Notification" and will be placed in our records.

If you have any questions, please call me directly at 703-305-6249 or Owen F. Beeder of my staff at 703-308-8899.

Sincerely,

Linda Arrington
Notifications & Minor Formulations Team Leader
Registration Division (7505P)
Office of Pesticide Programs

2/12



Bayer CropScience

May 5, 2008

Ms. Rita Kumar
Registration Division (H7505C)
Office of Pesticide Programs
U.S. Environmental Protection Agency
One Potomac Yard
2777 S. Crystal Drive
Arlington, VA 22202

Re: Envidor® 2SC Miticide (EPA Reg. No. 264-831). Notification to remove some pests from Envidor label

Dear Ms. Kumar:

In accordance with PR Notice 98-10, we are submitting a Notification to remove some pests from Envidor® 2SC Miticide (EPA Reg. No. 264-831) label.

Bayer CropScience
RTP
P. O. Box 12014
RTP, NC 27709
Tel. 919 549-2000

The removed pests are:

Grape leafhopper and variegated leafhopper on Grape,
potato leafhopper and white apple leafhopper on Pome Fruit, Stone Fruit and Tree Nuts.

We also deleted these names from last page under "Name of Insects on This Label".

This notification is consistent with the provisions of PR Notice 98-10 and EPA regulations at 40 CFR 152.46, and no other changes have been made to the labeling or the confidential statement of formula of these products. I understand that it is a violation of 18 U.S.C. Sec. 1001 to willfully make any false statement to EPA. I further understand that if this notification is not consistent with the terms of PR Notice 98-10 and 40 CFR 152.46, this product may be in violation of FIFRA and I may be subject to enforcement action and penalties under sections 12 and 14 of FIFRA.

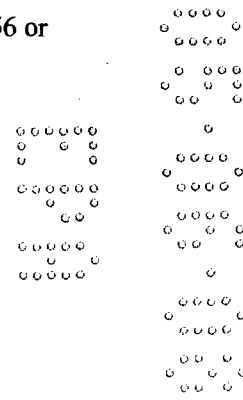
In support of this Notification, we are submitting the following:

- 1- Application for Pesticide (EPA Form 8570-1) dated 5/5/2008.
- 2- Envidor 2 SC Label updated with Notification on 4/29/2008.

If you have any question, please contact me either by telephone at 919-549-2156 or email at sherry.movassaghi@bayercropscience.com.

Sincerely,

Sherry Movassaghi, Ph.D.
Registration Product Manager



Please read instructions on reverse before completing form.

Form Approved: OMB No. 2070-0060, Approval expires 2-28-



United States
Environmental Protection Agency
 Washington, DC 20460

**Registration
 Amendment
 Other**

OPP Identifier Number

Application for Pesticide - Section I

1. Company/Product Number 264-831	2. EPA Product Manager Rita Kumar	3. Proposed Classification <input checked="" type="checkbox"/> None <input type="checkbox"/> Restricted
4. Company/Product (Name) Envirdor 2 SC Insecticide / Miticide	PM#	
5. Name and Address of Applicant (Include ZIP Code) Bayer CropScience P. O. Box 12012, 2 T. W. Alexander Dr. Research Triangle Park, NC 27709 <input type="checkbox"/> Check if this is a new address	6. Expedited Review. In accordance with FIFRA Section 3(c)(3) (b)(i), my product is similar or identical in composition and labeling to: EPA Reg. No. _____ Product Name _____	

Section - II

<input type="checkbox"/> Amendment - Explain below.	<input type="checkbox"/> Final printed labels in response to Agency letter dated _____
<input type="checkbox"/> Resubmission in response to Agency letter dated _____	<input type="checkbox"/> "Me Too" Application.
<input checked="" type="checkbox"/> Notification - Explain below.	<input type="checkbox"/> Other - Explain below.

Explanation: Use additional page(s) if necessary. (For section I and Section II.)

Notification to remove some pests from Envirdor label in accordance with PR Notice 98-10.
 PRIA Fee = \$0
 Contact person: sherry.movassaghi@bayercropscience.com

Section - III

1. Material This Product Will Be Packaged In:				2. Type of Container	
Child-Resistant Packaging <input type="checkbox"/> Yes <input type="checkbox"/> No	Unit Packaging <input type="checkbox"/> Yes <input checked="" type="checkbox"/> No	Water Soluble Packaging <input type="checkbox"/> Yes <input checked="" type="checkbox"/> Text <input type="checkbox"/> No		<input type="checkbox"/> Metal	<input checked="" type="checkbox"/> Plastic
* Certification must be submitted		If "Yes" Unit Packaging wgt.	No. per container	If "Yes" Package wgt	No. per container
3. Location of Net Contents Information <input type="checkbox"/> Label <input type="checkbox"/> Container		4. Size(s) Retail Container 1 Gallon Jug		5. Location of Label Directions <input type="checkbox"/> On Label <input type="checkbox"/> On Labeling accompanying product	
6. Manner in Which Label is Affixed to Product <input type="checkbox"/> Lithograph <input type="checkbox"/> Paper glued <input type="checkbox"/> Stenciled				<input type="checkbox"/> Other _____	

Section - IV

1. Contact Point (Complete items directly below for identification of individual to be contacted, if necessary, to process this application.)		
Name Sherry Movassaghi	Title Registration Manager	Telephone No. (Include Area Code) 919-549-2156
<p align="center">Certification</p> <p>I certify that the statements I have made on this form and all attachments thereto are true, accurate and complete. I acknowledge that any knowingly false or misleading statement may be punishable by fine or imprisonment or both under applicable law.</p>		6. Date Application Received (Stamped)
2. Signature <i>Sherry Movassaghi</i>	3. Title Registration Manager	
4. Typed Name Sherry Movassaghi	5. Date 5/5/2008	

4/12

GROUP	23	ACARICIDE
-------	----	-----------

ENVIDOR® 2 SC Miticide

For use on citrus, grapes, pome fruit, stone fruit and tree nuts.

ACTIVE INGREDIENT:

Spirodiclofen: 3-(2,4-dichlorophenyl)-2-oxo-1-oxaspiro[4.5]dec-3-en-4-yl 2,2-dimethylbutanoate..... 22.3%

OTHER INGREDIENTS: 77.7%

100.0%

ENVIDOR contains 2 pounds of spirodiclofen per US gallon, or 240 grams per liter.

EPA Reg. No. 264-831

EPA Est. No. 3125-MO-1

STOP - Read the label before use
KEEP OUT OF REACH OF CHILDREN
CAUTION

Si usted no entiende la etiqueta, busque a alguien para que se la explique a usted en detalle.
(If you do not understand the label, find someone to explain it to you in detail.)

For **MEDICAL** And **TRANSPORTATION** Emergencies **ONLY** Call 24 Hours A Day 1-800-334-7577
For **PRODUCT USE** Information Call 1-866-99BAYER (1-866-992-2937)

FIRST AID

IF SWALLOWED:	<ul style="list-style-type: none"> • Call a poison control center or doctor immediately for treatment advice. • Have person sip a glass of water if able to swallow. • Do not induce vomiting unless told to do so by a poison control center or doctor. • Do not give anything by mouth to an unconscious person.
IF ON SKIN OR CLOTHING:	<ul style="list-style-type: none"> • Take off contaminated clothing. • Rinse skin immediately with plenty of water for 15 to 20 minutes. • Call a poison control center or doctor for treatment advice.
<p>In case of emergency call toll free the Bayer Emergency Response Telephone No. 1-800-334-7577. Have the product container or label with you when calling a poison control center or doctor, or going for treatment.</p>	
<p>Note To Physician: No specific antidote is available. Treat patient symptomatically.</p>	

PRECAUTIONARY STATEMENTS

HAZARDS TO HUMANS AND DOMESTIC ANIMALS CAUTION

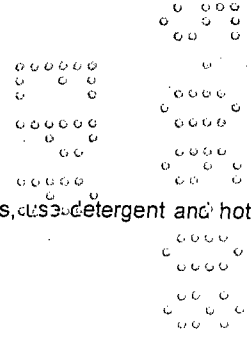
Harmful if swallowed or absorbed through skin. Do not get in eyes, on skin or on clothing. Prolonged or frequent repeated skin contact may cause allergic reactions in some individuals. To reduce exposure, wash hands thoroughly with soap and water after handling and before eating, drinking, chewing gum, using tobacco, or using the toilet. Removing and washing contaminated clothing before reuse may reduce exposure.

PERSONAL PROTECTIVE EQUIPMENT

Mixers, Loaders, Applicators and other handlers must wear:

- Long-sleeved shirt and long pants
- Waterproof gloves
- Shoes plus socks

Follow manufacturer's instructions for cleaning/maintaining PPE. If no such instructions for washables, use detergent and hot water. Keep and wash PPE separately from other laundry.



ENGINEERING CONTROLS STATEMENT

When handlers use closed systems, or enclosed cabs in a manner that meets the requirements listed in the Worker Protection Standard (WPS) for agricultural pesticides [40 CFR 170.240 (d)(4-6)], the handler PPE requirements may be reduced or modified as specified in the WPS.

User Safety Recommendations

Users should:

- Wash hands before eating, drinking, chewing gum, using tobacco or using the toilet.
- Remove clothing immediately if pesticide gets inside. Then wash thoroughly and put on clean clothing.
- Remove Personal Protective Equipment immediately after handling this product.
- Wash the outside of gloves before removing.
- As soon as possible, wash thoroughly and change into clean clothing.

ENVIRONMENTAL HAZARDS

This pesticide is toxic to fish and aquatic invertebrates. Avoid contamination of surface water through spray drift. Do not contaminate water when disposing of equipment wash water or rinsate. Do not apply directly to water, or to areas where surface water is present, or to intertidal areas below the mean high water mark.

This product is toxic to honeybee larvae through direct contamination of pollen and nectar. Do not apply to blooming, pollen-shedding or nectar-producing parts of plants if bees forage on the plants.

SURFACE WATER ADVISORY AND RUNOFF MANAGEMENT

This product may contaminate water through runoff or drift of spray in wind. Poorly draining soils and soils with shallow water tables are more prone to produce runoff that contains this product. A level well maintained vegetative buffer strip between areas to which this product is applied and surface water features such as ponds, streams, and springs will reduce the potential for contamination of water from rainfall runoff. Runoff of this product will be reduced by avoiding applications when rainfall is forecasted to occur within 48 hours.

OBSERVE THE FOLLOWING PRECAUTIONS WHEN MIXING AND APPLYING IN THE VICINITY OF AQUATIC AREAS SUCH AS LAKES; RESERVOIRS; RIVERS; PERMANENT STREAMS, MARSHES OR NATURAL PONDS; ESTUARIES AND COMMERCIAL FISH FARM PONDS.

SPRAY DRIFT MANAGEMENT

The interaction of many equipment and weather related factors determine the potential for spray drift. The applicator is responsible for considering all of these factors when making application decisions. Avoiding spray drift is the responsibility of the applicator.

For Aerial Applications

The spray boom should be mounted on the aircraft so as to minimize drift caused by wing tip vortices. The minimum practical boom length should be used, and must not exceed 75% of the wing span or rotor diameter.

Importance of Droplet Size

An important factor influencing drift is droplet size. Small droplets (<150 – 200 microns) drift to a greater extent than large droplets. Within typical equipment specifications, application should be made to deliver the largest droplet spectrum that provides sufficient control and coverage. Formation of very small droplets may be minimized by appropriate nozzle selection, by orienting nozzles away from the air stream as much as possible and by avoiding excessive spray boom pressure. Spray should be released at the lowest possible height consistent with good pest control and flight safety.

Wind Speed Restrictions

Drift potential increases at wind speeds of less than 3 mph (due to inversion potential) or more than 10 mph. However, many factors, including droplet size, canopy and equipment specifications determine drift potential at any given wind speed. Do not apply when winds are greater than 15 mph and avoid gusty and windless conditions. Risk of exposure to sensitive aquatic areas can be reduced by avoiding application when wind direction is toward the aquatic area.

Restrictions During Temperature Inversions

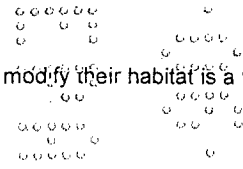
Do not make aerial or ground applications during temperature inversions. Drift potential is high during temperature inversions. Temperature inversions restrict vertical air mixing, which causes small suspended droplets to remain close to the ground and move laterally in a concentrated cloud. Temperature inversions are characterized by increasing temperature with altitude and are common on nights with limited cloud cover and light to no wind. They begin to form as the sun sets and often continue into the morning. Their presence can be indicated by ground fog; however, if fog is not present, inversions can also be identified by the movement of smoke from a ground source. Smoke that layers and moves laterally in a concentrated cloud (under low wind conditions) indicates an inversions, while smoke that moves upward and rapidly dissipates indicates good vertical mixing.

ENDANGERED SPECIES ADVISORY

The use of any pesticide in a manner that may kill or otherwise harm endangered species or adversely modify their habitat is a violation of Federal law.

RESISTANCE MANAGEMENT

ENVIDOR contains an active ingredient with a unique mode of action - lipid biosynthesis inhibitor (LBI), classified as Group 23 acaricide. Studies to determine cross-resistance with ENVIDOR with other commercial miticides have demonstrated no cross-



resistance. To prevent or delay resistance development, only a single application of ENVIDOR is allowed per crop season. If additional chemical control is required, rotate to another product with a different mode of action grouping.

Contact your local extension specialist, certified crop advisor and/or product manufacturer for additional resistance management or IPM recommendations. Also, for more information on Insect Resistance Management (IRM), visit the Insecticide Resistance Action Committee (IRAC) on the web at <http://irac-online.org>.

DIRECTIONS FOR USE

It is a violation of Federal law to use this product in a manner inconsistent with its labeling.

Do not apply this product in a way that will contact workers or other persons, either directly or through drift. Only protected handlers may be in the area during application. For any requirements specific to your State or Tribe, consult the agency responsible for pesticide regulation.

AGRICULTURAL USE REQUIREMENTS

Use this product only in accordance with its labeling and with the Worker Protection Standard, 40 CFR part 170. This Standard contains requirements for the protection of agricultural workers on farms, forests, nurseries, and greenhouses, and handlers of agricultural pesticides. It contains requirements for training, decontamination, notification, and emergency assistance. It also contains specific instructions and exceptions pertaining to the statements on this label about personal protective equipment (PPE), and restricted-entry interval. The requirements in this box only apply to uses of this product that are covered by the Worker Protection Standard.

For all crops contained within this label, do not enter or allow worker entry into treated areas during the restricted entry interval (REI) of 12 hours following application, except for the following:

- A REI of 6 days is required for certain post-application activities in grape; refer to the Use Directions section for additional information.
- A REI of 24 hours is required for Christmas trees.

PPE required for early entry to treated areas that is permitted under the Worker Protection Standard that involves contact with anything that has been treated, such as plants, soil, or water, is:

- Long-sleeved shirt and long pants
- Waterproof gloves
- Shoes plus socks

STORAGE AND DISPOSAL

Do not contaminate water, food or feed by storage or disposal.

Pesticide Storage: ENVIDOR is packaged in poly-ethylene containers. Do not allow product or containers to freeze. Store in a cool, dry place and in such a manner as to prevent cross contamination with other pesticides, fertilizers, food, and feed. Store in original container and out of the reach of children, preferably in a locked storage area.

Handle and open container in a manner as to prevent spillage. If container is leaking, invert to prevent leakage. If the container is leaking or material is spilled for any reason or cause, carefully dam up spilled material to prevent runoff. Refer to Precautionary Statements on label for hazards associated with the handling of this material. Do not walk through spilled material. Absorb spilled material with absorbing type compounds and dispose of as directed for pesticides below. In spill or leak incidents, keep unauthorized people away. You may contact the Bayer Emergency Response Team for decontamination procedures or any other assistance that may be necessary. The Bayer Emergency Response Telephone No. is (800) 334-7577, or contact Chemtrec at (800) 424-9300.

Pesticide Disposal: Pesticide wastes are toxic. Improper disposal of excess pesticide, spray mixture, or rinsate is a violation of Federal Law. If these wastes cannot be disposed of by use according to label instructions, contact your State Pesticide or Environmental Control Agency, or the Hazardous Waste representative at the nearest EPA Regional Office for guidance.

Container Disposal: Triple rinse (or equivalent). Then offer for recycling or reconditioning, or puncture and dispose of in a sanitary landfill, or by other procedures approved by state and local authorities.

APPLICATION INSTRUCTIONS

ENVIDOR® 2 SC Miticide is a Suspension Concentrate formulation and is active by contact on mite eggs, all nymphal stages and adult females. Application should be made as a preventive treatment or timed to coincide with early threshold level in developing mite population. ENVIDOR should be applied only through properly calibrated ground application equipment, except where specified otherwise within crop-specific section. Thorough coverage of all plant parts is required for optimum performance.

- Do not apply ENVIDOR through any type of irrigation system;
- Do not apply ENVIDOR in enclosed structures such as greenhouses or plant houses.

AIRBLAST (Air Assist) SPECIFIC RECOMMENDATIONS

Airblast sprayers carry droplets into the canopy of trees/vines via a radially, or laterally directed air stream. The following drift management practices should be followed:

- Adjust deflectors and aiming devices so that spray is only directed into the canopy;
- Block off upward pointed nozzles when there is no overhanging canopy;
- Use enough air volume to penetrate the canopy and provide good coverage;
- Do not allow the spray to go beyond the edge of the cultivated area (i.e., turn off sprayer when turning at end rows);
- For applications to the outside rows, only spray inward, toward the orchard/grove.


COMPATIBILITY / MIXING / ORDER-OF-MIXING

ENVIDOR is physically and biologically compatible with many registered pesticides and fertilizers or micronutrients. When considering mixing ENVIDOR with other pesticides, or other additives, first contact your supplier for advice. For further information, contact your local Bayer representative. If your supplier and Bayer representative have no experience with the combination you are considering, you should conduct a test to determine physical compatibility. To determine physical compatibility, add the correct proportions of each chemical with the same proportion of water, as will be present in the chemical supply tank, into a suitable container, mix thoroughly and allow to stand for five minutes. If the combination remains mixed, or can be readily re-mixed, the mixture is considered physically compatible.

ENVIDOR may be used with other recommended pesticides, fertilizers and micronutrients. The proper mixing procedure for ENVIDOR alone or in tank mix combinations with other pesticides is:

- 1) Fill the spray tank 1/4 to 1/3 full with clean water;
- 2) While recirculating and with the agitator running, add any products in PVA bags (See Note). Allow time for thorough mixing;
- 3) Continue to fill spray tank with water until 1/2 full;
- 4) Add any other wettable powder (WP) or wettable granules (WG) products;
- 5) Add the required amount of ENVIDOR, and any other "flowable" (FL or SC) type products;
- 6) Allow enough time for thorough mixing of each product added to tank;
- 7) If applicable, add any remaining tank mix components: emulsifiable concentrates (EC), fertilizers and micronutrients.
- 8) Fill spray tank to desired level and maintain constant agitation to ensure uniformity of spray mixture.

NOTE: Do not use PVA packets in a tank mix with products that contain boron or release free chlorine. The resultant reaction of PVA and boron or free chlorine is a plastic that is not soluble in water or solvents.



TREE FRUIT, TREE NUTS AND GRAPES

USE DIRECTIONS - ENVIDOR® 2 SC Miticide

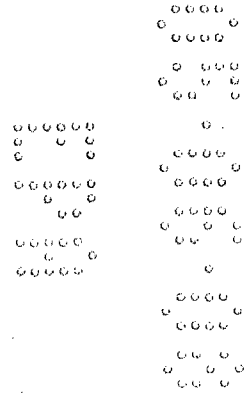
Apply specified dosage of ENVIDOR as a dilute or concentrate spray early in the infestation as the population begins to develop or at early threshold for the target mite pest. Preventative applications are permitted where required for management of specific mite problems but generally require the higher dosage specified within the crop specific sections for optimal residual control. Performance evaluations should be made no sooner than 7 days following application. Degree of control or suppression of additional labeled pests will be determined, in part, by the stage of pest development at application and infestation level of those pests.

Application rates specified within this label are based on full-size mature trees and vines. Higher rates should be used for moderate to heavy mite pressure or where longer residual control is desired. Lower rates are generally adequate on smaller trees/vines, or for low to moderate mite pressure but require careful scouting and will generally provide shorter residual control than higher rates. Apply adequate spray volume to ensure thorough and uniform coverage of target plant parts.

CITRUS

Crops of Crop Group 10 Including: Orange (sweet and sour), Grapefruit, Lemon, Lime, Calamondin, Citrus citron, Citrus hybrids (includes chironja, tangelo, and tangor), Kumquat, Mandarin (tangerine), Pummelo, Satsuma mandarin

Pests Controlled	Rate fluid ounces/Acre
Broad mite	12.0 – 20.0
Citrus flat mite (false spider mite)	(without horticultural spray oil)
Citrus red mite	18.0 – 20.0
Citrus rust mite (silver mite)	(with horticultural spray oil)
Pink citrus rust mite	
Sixspotted mite	
Texas citrus mite	
Twospotted spider mite	
Yuma spider mite	
Notes and Restrictions	
Pre-Harvest Interval (PHI): 7 days	
Maximum ENVIDOR allowed per crop season: 20.0 fluid ounces (0.33 lb a.i.)/Acre.	
Maximum number of applications per crop season: 1	
Minimum application volumes: 100 GPA by conventional ground airblast sprayer. If using high air velocity, low volume or air curtain sprayers, utilize in no less than 30 GPA, insuring complete and uniform coverage of fruit and foliage.	



9/12

GRAPE


Including American bunch grape, muscadine grape, and Vinifera grape

Pests Controlled	Rate fluid ounces/Acre
European red mite Grape erineum mite (blister mite) Pacific spider mite Twospotted spider mite Willamette spider mite	16.0 – 18.0
Notes and Restrictions Pre-Harvest Interval (PHI): 14 days Maximum ENVIDOR allowed per crop season: 18.0 fluid ounces (0.28 lb a.i.)/Acre. Maximum number of applications per crop season: 1 Minimum application volume: 50 GPA – ground application only. Do not let workers perform the following activities for 6 days after application: vine girdling, cane turning, and cane tying of raisin and table grapes.	

POME FRUIT

Crops of Crop Group 11 Including: Apple, Crabapple, Loquat, Mayhaw, Pear, Oriental pear, Quince

Pests Controlled	Rate fluid ounces/Acre
Apple rust mite European red mite McDaniel spider mite Pacific spider mite Pear rust mite Twospotted spider mite	16.0 – 18.0
Notes and Restrictions Pre-Harvest Interval (PHI): 7 days Maximum ENVIDOR allowed per crop season: 18.0 fluid ounces (0.28 lb a.i.)/Acre. Maximum number of applications per crop season: 1 Minimum application volume: 100 GPA – ground application only.	



STONE FRUIT

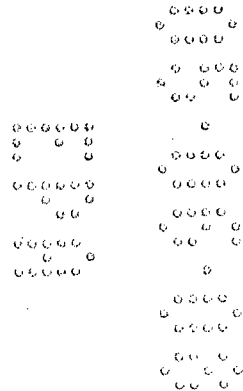
Crops of Crop Group 12 Including: Apricot, Cherry (sweet and tart), Nectarine, Peach, Plum (includes Chickasaw, Damson, and Japanese), Plumcot, Prune (fresh and dried)

Pests Controlled	Rate fluid ounces/Acre
Brown mite European red mite Pacific spider mite Peach silver mite Twospotted spider mite	16.0 - 18.0
Notes and Restrictions Pre-Harvest Interval (PHI): 7 days Maximum ENVIDOR allowed per crop season: 18.0 fluid ounces (0.28 lb a.i.)/Acre. Maximum number of applications per crop season: 1 Minimum application volume: 50 GPA – ground application only.	

TREE NUTS

Crops of Crop Group 14 Including: Almond, Beechnut, Brazil nut, Butternut, Cashew, Chestnut, Chinquapin, Filbert, Hickory nut, Macadamia nut, Pecan, Pistachio, Walnut (black and English)

Pests Controlled	Rate fluid ounces/Acre
Pecan leaf scorch mite	14.0 – 18.0
Brown mite European red mite Pacific spider mite Twospotted spider mite	16.0 – 18.0
Pest Suppressed	
San Jose scale	28.0 – 34.0
Notes and Restrictions Pre-Harvest Interval (PHI): 7 days Maximum ENVIDOR allowed per crop season: 34.0 fluid ounces (0.53 lb a.i.)/Acre. Maximum number of applications per crop season: 1 Minimum application volume: 100 GPA – ground application only.	



B/
12

IMPORTANT: READ BEFORE USE

Read the entire Directions for Use, Conditions, Disclaimer of Warranties and Limitations of Liability before using this product. If terms are not acceptable, return the unopened product container at once.

By using this product, user or buyer accepts the following Conditions, Disclaimer of Warranties and Limitations of Liability.

CONDITIONS: The directions for use of this product are believed to be adequate and must be followed carefully. However, it is impossible to eliminate all risks associated with the use of this product. Crop injury, ineffectiveness or other unintended consequences may result because of such factors as weather conditions, presence of other materials, or the manner of use or application, all of which are beyond the control of Bayer CropScience. All such risks shall be assumed by the user or buyer.

DISCLAIMER OF WARRANTIES: TO THE EXTENT CONSISTENT WITH APPLICABLE LAW, BAYER CROPSCIENCE MAKES NO OTHER WARRANTIES, EXPRESS OR IMPLIED, OF MERCHANTABILITY OR OF FITNESS FOR A PARTICULAR PURPOSE OR OTHERWISE, THAT EXTEND BEYOND THE STATEMENTS MADE ON THIS LABEL. No agent of Bayer CropScience is authorized to make any warranties beyond those contained herein or to modify the warranties contained herein. TO THE EXTENT CONSISTENT WITH APPLICABLE LAW, BAYER CROPSCIENCE DISCLAIMS ANY LIABILITY WHATSOEVER FOR SPECIAL, INCIDENTAL OR CONSEQUENTIAL DAMAGES RESULTING FROM THE USE OR HANDLING OF THIS PRODUCT.

LIMITATIONS OF LIABILITY: TO THE EXTENT CONSISTENT WITH APPLICABLE LAW, THE EXCLUSIVE REMEDY OF THE USER OR BUYER FOR ANY AND ALL LOSSES, INJURIES OR DAMAGES RESULTING FROM THE USE OR HANDLING OF THIS PRODUCT, WHETHER IN CONTRACT, WARRANTY, TORT, NEGLIGENCE, STRICT LIABILITY OR OTHERWISE, SHALL NOT EXCEED THE PURCHASE PRICE PAID, OR AT BAYER CROPSCIENCE'S ELECTION, THE REPLACEMENT OF PRODUCT.

NET CONTENTS: 1 GALLON



Bayer CropScience

Bayer CropScience
P.O. Box 12014, 2 T.W. Alexander Drive
Research Triangle Park, North Carolina 27709
1-866-99BAYER (1-866-992-2937)

Envirdor 2 SC Miticide (MASTER) Approved 02/29/08, Notification 04/28/08

