

264-829

2/27/2012

1/23



UNITED STATES ENVIRONMENTAL PROTECTION AGENCY  
WASHINGTON, D.C. 20460

OFFICE OF CHEMICAL SAFETY  
AND POLLUTION PREVENTION

FEB 27 2012

Mike See, Ph.D.  
Bayer CropScience LP  
P.O. Box 12014, 2 T.W. Alexander Drive  
Research Triangle Park, NC 27709

Subject: Notification Under PRN 98-10 to Remove Low Rate Recommendation for Palmer  
Amaranth and Waterhemp  
Liberty 280 SL Herbicide  
EPA Reg. No. 264-829  
Your Application, Dated October 4, 2011

Dear Dr. See:

The Agency is in receipt of your Application for Pesticide Notification under Pesticide Registration Notice (PRN) 98-10 for the subject product. The Registration Division (RD) has conducted a review of this request for applicability under PRN 98-10 and finds that the label changes requested fall within the scope of the PRN. The label has been date-stamped "Notification" and will be placed in our records.

If you have any questions, please call me directly at (703) 305-1243 or Susan Stanton of my staff at (703) 305-5218.

Sincerely,

A handwritten signature in black ink, appearing to read "Kathryn V. Montague".

Kathryn Montague, Product Manager 23  
Herbicide Branch  
Registration Division (7505P)  
Office of Pesticide Programs

Please read instructions on reverse before completing form.

Form Approved. AB No. 2070-0060. Approval expires 2-28-95



United States  
Environmental Protection Agency  
Washington, DC 20460

<input type="checkbox"/>	Registration
<input type="checkbox"/>	Amendment
<input checked="" type="checkbox"/>	Other

OPP Identifier Number

### Application for Pesticide - Section I

1. Company/Product Number 264-829	2. EPA Product Manager Kathyn Montague, Jim Stone	3. Proposed Classification <input type="checkbox"/> None <input type="checkbox"/> Restricted
4. Company/Product (Name) Liberty 280 SL Herbicide	PM# 23	
5. Name and Address of Applicant (Include ZIP Code) Bayer CropScience 2 TW Alexander Drive PO Box 12014 Research Triangle Park, NC 27709 <input type="checkbox"/> Check if this is a new address	6. Expedited Review. In accordance with FIFRA Section 3(c)(3) (b)(i), my product is similar or identical in composition and labeling to: <b>NOTIFICATION</b> EPA Reg. No. _____ <b>NOTIFICATION</b> Product Name _____ <b>FEB 27 2012</b>	

### Section - II

<input type="checkbox"/> Amendment - Explain below.	<input type="checkbox"/> Final printed labels in response to Agency letter dated _____
<input type="checkbox"/> Resubmission in response to Agency letter dated _____	<input type="checkbox"/> "Me Too" Application.
<input checked="" type="checkbox"/> Notification - Explain below.	<input type="checkbox"/> Other - Explain below.

**Explanation:** Use additional page(s) if necessary. (For section I and Section II.)

Bayer CropScience is removing a use rate recommendation of 22 fluid ounces for control of select broadleaf weeds (i.e., Palmer amaranth and Waterhemp (common and tall)). These changes were made in the broadleaf weed control table found on pages 5 and 6 of the label dated 04/14/2011. NOTIF per the provisions of PR Notice 98-10.

### Section - III

1. Material This Product Will Be Packaged In:				2. Type of Container	
Child-Resistant Packaging <input type="checkbox"/> Yes <input type="checkbox"/> No	Unit Packaging <input type="checkbox"/> Yes <input type="checkbox"/> No	Water Soluble Packaging <input type="checkbox"/> Yes <input type="checkbox"/> No		<input type="checkbox"/> Metal	<input type="checkbox"/> Plastic
				<input type="checkbox"/> Glass	<input type="checkbox"/> Paper
* Certification must be submitted		If "Yes" Unit Packaging wgt. No. per container	If "Yes" Package wgt. No. per container	Other (Specify) _____	
3. Location of Net Contents Information <input type="checkbox"/> Label <input type="checkbox"/> Container		4. Size(s) Retail Container		5. Location of Label Directions <input type="checkbox"/>	
6. Manner in Which Label is Affixed to Product <input type="checkbox"/> Lithograph Paper glued <input type="checkbox"/> Stenciled			<input type="checkbox"/> Other _____		

### Section - IV

1. Contact Point (Complete items directly below for identification of individual to be contacted, if necessary, to process this application.)		
Name Mike See	Title Registration Manager	Telephone No. (Include Area Code) (919) 549-2913
<b>Certification</b> I certify that the statements I have made on this form and all attachments thereto are true, accurate and complete. I acknowledge that any knowingly false or misleading statement may be punishable by fine or imprisonment or both under applicable law.		6. Data Application Received (Stamped)
2. Signature 	3. Title Registration Manager	
4. Typed Name Mike See	5. Date 04 October 2011	



4/23

GROUP	10	Herbicide
-------	----	-----------

# Liberty® 280 SL HERBICIDE

A non-selective herbicide for post emergence broadcast use on canola, corn, cotton, and soybean designated as LibertyLink®. Liberty 280 SL Herbicide may be used for weed control in non- LibertyLink® cotton when applied with a hooded sprayer in-crop. Liberty 280 SL Herbicide may also be applied as a broadcast burndown application before planting or prior to emergence of any conventional or transgenic variety of canola, corn, cotton, rice, soybean or sugar beet. Liberty 280 SL Herbicide may be used for post emergence weed control in apples, berries, grapes, and tree nuts. Liberty 280 SL Herbicide may also be applied for potato vine desiccation.

<b>ACTIVE INGREDIENT:</b> Glufosinate-ammonium* .....	<b>24.5%**</b>
<b>OTHER INGREDIENTS:</b> .....	<b>75.5%</b>
*CAS Number 77182-82-2	<b>NOTIFICATION</b>
**Equivalent to 2.34 pounds of active ingredient per U.S. gallon.	<b>FEB 27 2012</b>
	<b>TOTAL 100.00%</b>

<b>EPA Reg No. 264-829</b>	<b>EPA Est. No. 264-MI-001</b>
	<b>EPA Est. No. 407-IA-2</b>

## KEEP OUT OF REACH OF CHILDREN WARNING - AVISO

Si usted no entiende la etiqueta, busque a alguien para que se la explique a usted en detalle.  
(If you do not understand the label, find someone to explain it to you in detail.)

For MEDICAL And TRANSPORTATION Emergencies ONLY Call 24 Hours A Day 1-800-334-7577  
For PRODUCT USE Information Call 1-866-99BAYER (1-866-992-2937)

### FIRST AID

<b>IF IN EYES:</b>	<ul style="list-style-type: none"> <li>• Hold eye open and rinse slowly and gently with water for 15-20 minutes.</li> <li>• Remove contact lenses, if present, after the first 5 minutes, then continue rinsing eye.</li> <li>• Get medical attention if irritation develops or persists.</li> </ul>
<b>IF ON SKIN OR CLOTHING:</b>	<ul style="list-style-type: none"> <li>• Take off contaminated clothing.</li> <li>• Wash skin immediately with plenty of soap and water.</li> <li>• Get medical attention.</li> </ul>
<b>IF SWALLOWED:</b>	<ul style="list-style-type: none"> <li>• Rinse mouth thoroughly with plenty of water.</li> <li>• Do not induce vomiting.</li> <li>• Get medical attention immediately.</li> </ul>

**HOT LINE NUMBER:** Have the product container or label with you when calling a poison control center or doctor, or when going for treatment. Call 1-800-334-7577 for emergency medical treatment information.

**NOTE TO PHYSICIAN:** If this product is ingested, endotracheal intubation and gastric lavage should be performed as soon as possible, followed by charcoal and sodium sulfate administration. Additionally, call 1-800-334-7577 immediately for further information.

## PRECAUTIONARY STATEMENTS

### HAZARDS TO HUMANS AND DOMESTIC ANIMALS

#### WARNING

May be fatal if absorbed through skin. Causes substantial but temporary eye injury. Harmful if swallowed. Do not get in eyes, on skin, or on clothing. Prolonged or frequently repeated skin contact may cause allergic reactions in some individuals.

#### Personal Protective Equipment (PPE)

Some materials that are chemical-resistant to this product are listed below. If you want more options, follow the instructions for category C on an EPA chemical resistance category selection chart.

#### Applicators and other handlers must wear:

Coveralls worn over short-sleeved shirt and short pants; chemical-resistant gloves such as barrier laminate, butyl rubber  $\geq 14$  mils, nitrile rubber  $\geq 14$  mils, neoprene rubber  $\geq 14$  mils, polyvinyl chloride (PVC)  $\geq 14$  mils, or Viton®  $\geq 14$  mils; chemical resistant footwear plus socks; protective eyewear (goggles, face shield or safety glasses). Wear a chemical resistant apron when mixing/loading and cleaning equipment.

Discard clothing and other absorbent materials that have been drenched or heavily contaminated with this product's concentrate. Do not reuse them. Follow manufacturer's instructions for cleaning/maintaining PPE. If no such instructions for washables exist, use detergent and hot water. Keep and wash PPE separately from other laundry.

Mixers/loaders supporting aerial applications must wear a dust/mist filtering respirator (MSHA/NIOSH approval number prefix TC-21C), or a NIOSH approved respirator with any N, R, P or HE filter.

#### Engineering control statement:

When handlers use closed systems, enclosed cabs, or aircraft in a manner that meets the requirements listed in the Worker Protection Standard (WPS) for agricultural pesticides [40 CFR 170.240(d) (4-6)], the handler PPE requirements may be reduced or modified as specified in the WPS.

### USER SAFETY RECOMMENDATIONS

#### Users should:

- Wash hands before eating, drinking, chewing gum, using tobacco, or using the toilet.
- Remove clothing immediately if pesticide gets inside. Then wash thoroughly and put on clean clothing.
- Remove PPE immediately after handling this product. Wash the outside of gloves before removing. As soon as possible, wash thoroughly and change into clean clothing.

### ENVIRONMENTAL HAZARDS

Do not apply directly to water or to areas where surface water is present. Do not apply to intertidal areas below the mean high water mark. Do not contaminate water by cleaning of equipment or disposal of equipment wash waters.

This pesticide is toxic to vascular plants and should be used strictly in accordance with the drift and run-off precautions on this label in order to minimize off-site exposures.

Under some conditions, this product may have a potential to run-off to surface water or adjacent land. Where possible, use methods which reduce soil erosion, such as no till, limited till and contour plowing; these methods also reduce pesticide run-off. Use of vegetation filter strips along rivers, creeks, streams, wetlands, etc. or on the downhill side of fields where run-off could occur to minimize water runoff is recommended.



### STORAGE AND DISPOSAL

Do not contaminate water, food, or feed by storage or disposal.

**PESTICIDE STORAGE:** Do not use or store near heat or open flame. Keep the container tightly closed and dry in a cool, well-ventilated place. Storage temperature should not exceed 125°F. If storage temperature for bulk Liberty® 280 SL Herbicide is below 32°F, the material should not be pumped until its temperature exceeds 32° F. Protect against direct sunlight.

**PESTICIDE DISPOSAL:** Wastes resulting from the use of this product may be disposed of on-site or at an approved waste disposal facility.

#### CONTAINER DISPOSAL:

**[Rigid, Non-refillable containers small enough to shake (i.e., with capacities equal to or less than 5 gallons)]**

Non-refillable container. Do not reuse or refill this container. Offer for recycling, if available. Triple rinse container (or equivalent) promptly after emptying. Triple rinse as follows: Empty the remaining contents into application equipment or a mix tank and drain for 10 seconds after the flow begins to drip. Fill the container 1/4 full with water and recap. Shake for 10 seconds. Pour rinsate into application equipment or a mix tank or store rinsate for later use or disposal. Drain for 10 seconds after the flow begins to drip. Repeat this procedure two more times. Once container is rinsed, then offer for recycling or reconditioning; or puncture and dispose of in a sanitary landfill, or by incineration; or, if allowed by State and local authorities, by burning. If burned, stay out of smoke.

**[All refillable container types (containers with capacities greater than 50 lbs)]**

Refillable container. Refill this container with pesticide only. Do not reuse this container for any other purpose. Cleaning before refilling is the responsibility of the refiller. This is a sealed returnable container to be used only for Liberty® 280 SL Herbicide. When this container is empty, it must not be opened, cleaned, or discarded. Empty containers must be returned to the original purchase location.

**[Bottom discharge Intermediate Bulk Container (IBC) (containers with capacities greater than 50 lbs)]**

Refillable container. Refill this container with pesticide only. Do not reuse this container for any other purpose. Cleaning before refilling is the responsibility of the refiller. Pressure rinsing the container before final disposal is the responsibility of the person disposing of the container. Empty the remaining contents from the Intermediate Bulk container (IBC) into application equipment or mix tank. Raise the bottom of the IBC by 1.5 inch on the side which is opposite of the bottom discharge valve to promote more complete product removal. Completely remove the top lid of the IBC. Use water pressurized to at least 40 PSI to rinse all interior portions. Continuously pump or drain rinsate into application equipment or rinsate collection system while pressure rinsing. Continue pressure rinsing for 2 minutes or until rinsate becomes clear. Replace the lid and close bottom valve. Contact your Ag retailer or Bayer CropScience for container return, disposal and recycling recommendations.

### DIRECTIONS FOR USE

**It is a violation of Federal law to use this product in a manner inconsistent with its labeling.**

Do not use this product until you have read the entire label. Do not apply this product in a way that will contact workers or other persons, either directly or through drift. Only protected handlers may be in the area during application.

For any requirements specific to your State or Tribe, consult the agency responsible for pesticide regulation.

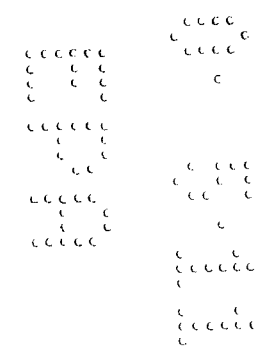
**In the State of New York Only: Not For Use In Nassau and Suffolk Counties.**

### AGRICULTURAL USE REQUIREMENTS

Use this product only in accordance with its labeling and with the Worker Protection Standard, 40 CFR part 170. This Standard contains requirements for the protection of agricultural workers on farms, forests, nurseries, and greenhouses; and handlers of agricultural pesticides. It contains requirements for training, decontamination, notification, and emergency assistance. It also contains specific instructions and exceptions pertaining to the statements on this label about personal protective equipment (PPE), and restricted-entry intervals. The requirements in this box only apply to uses of this product that are covered by the Worker Protection Standard.

Do not enter or allow worker entry into treated areas during the restricted entry-interval (REI) of 12 hours.

PPE required for early entry to treated areas that is permitted under the Worker Protection Standard and that involves contact with anything that has been treated, such as plants, soil, or water, is: coveralls worn over short-sleeved shirt and short pants; chemical resistant gloves such as barrier laminate, butyl rubber ≥14 mils, nitrile rubber ≥14 mils, neoprene rubber ≥14 mils, polyvinyl chloride (PVC) ≥14 mils, or Viton® ≥14 mils; chemical resistant footwear plus socks; protective eyewear (goggles, face shield or safety glasses).



### IMPORTANT CROP SAFETY INFORMATION

#### READ BEFORE USING THIS PRODUCT

Liberty 280 SL Herbicide may be applied as a **burndown treatment prior to planting or prior to emergence** of any conventional or transgenic variety of canola, corn, cotton, rice, soybean or sugar beet.

**Post emergence row crop applications** of Liberty 280 SL Herbicide may be made only to crops tolerant to the active ingredient in this product. Bayer CropScience does not warrant the use of this product on crops other than those designated as LibertyLink® to safely withstand the application of Liberty 280 SL Herbicide.

The basis of selectivity of Liberty 280 SL Herbicide in crops is the presence of a gene in LibertyLink crops which results in a plant that is tolerant to the active ingredient of Liberty 280 SL Herbicide. Crops not containing this gene will not be tolerant to Liberty 280 SL Herbicide and severe crop injury and/or death may occur. Do not allow spray to contact foliage or green tissue of desirable vegetation other than crops tolerant to the active ingredient in this product.

Liberty 280 SL Herbicide may be applied to conventional or other transgenic cotton not tolerant to the active ingredient in Liberty 280 SL Herbicide using a hooded sprayer.

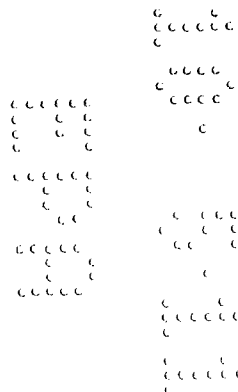
**Applications to apples, berries, tree nuts, and vines** should avoid contact of Liberty 280 SL Herbicide solution, spray, drift or mist with green bark, stems, or foliage, as injury may occur to trees, berries and vines. Only trunks with callused, mature brown bark should be sprayed unless protected from spray contact by nonporous wraps, grow tubes or waxed containers. Contact of Liberty 280 SL Herbicide with parts of trees, berries or vines other than mature brown bark can result in serious damage.

### INFORMATION

Liberty 280 SL Herbicide is a water-soluble herbicide for application as a foliar spray for the control of a broad spectrum of emerged annual and perennial grass and broadleaf weeds in LibertyLink® canola, LibertyLink® corn, LibertyLink® cotton, and LibertyLink® soybean, and in apples, berries, grapes, and tree nuts. Liberty 280 SL Herbicide may also be applied for potato vine desiccation. Liberty 280 SL Herbicide may also be applied as a broadcast burndown application before planting or prior to emergence of any conventional or transgenic variety of canola, corn, cotton, rice, soybean or sugar beet.

Liberty 280 SL Herbicide is only foliar-active with little or no activity in soil. Weeds that emerge after application will not be controlled. Apply Liberty 280 SL Herbicide to actively growing weeds as described in the Weed Control Recommendations for Row Crops section to get maximum weed control. Uniform, thorough spray coverage is necessary to achieve consistent weed control. Necrosis of leaves and young shoots occur within 2 to 4 days after application under good growing conditions.

- Liberty 280 SL Herbicide is rainfast four (4) hours after application to most weed species; therefore, rainfall within four (4) hours may necessitate retreatment or may result in reduced weed control.
- Applications should be made between dawn and 2 hours before sunset to avoid the possibility of reduced lambsquarters and velvetleaf control.
- Weed control may be reduced if application is made when heavy dew, fog and mist/rain are present; or when weeds are under stress due to environmental conditions such as drought, cool temperatures or extended periods of cloudiness.
- To maximize weed control, do not cultivate from 5 days before an application to 7 days after an application.



**ROTATIONAL CROP RESTRICTIONS\***

Rotational crop planting intervals following application of Liberty 280 SL Herbicide are listed below. Failure to comply with these restrictions may result in illegal residues in rotated crops.

Rotational Crop	Plant Back Interval (Minimum Rotational Crop Planting Interval from Last Application)
Canola, Corn, Cotton, Rice, Soybeans, and Sugar beets	May be planted at any time
Root and Tuber Vegetables, Leafy Vegetables, Brassica Leafy Vegetables and Small Grains (barley, buckwheat, oats, rye, teosinte, triticale, and wheat).	70 Days
All Other Crops	180 Days

\*See *Application Directions for Potato Vine Desiccation* for Rotational Crop Restrictions specifically after Liberty 280 SL Herbicide applications to potatoes.

**WEED CONTROL RECOMMENDATIONS FOR ROW CROPS**

Rates in ounces of formulated product per acre for the control of weeds at selected heights are shown in the weed control tables. In weed populations with mixed species, apply at a rate needed for the species that requires the highest rate.

Broadleaf Weed Control					
Weed Species	Maximum Weed Height or Diameter		Weed Species	Maximum Weed Height or Diameter	
	(Inches)			(Inches)	
	22 fl oz/A	29 fl oz/A <sup>ab</sup>		22 fl oz/A	29 fl oz/A <sup>ab</sup>
Amaranth, Palmer <sup>2</sup>	NR	4	Morningglory, smallflower <sup>2</sup>	4	6
Anoda, spurred	3	5	Morningglory, tall <sup>2</sup>	6	8
Beggarweed, Florida	4	5	Mustard, wild	4	6
Black medic	5	7	Nightshade, black	4	6
Blueweed, Texas	5	7	Nightshade, eastern black	6	8
Buckwheat, wild	6	7	Nightshade, hairy	6	8
Buffalobur	6	7	Pennycress (stinkweed)	4	6
Burcucumber	6	10	Pigweed, redroot <sup>2</sup>	3	4
Catchweed bedstraw (cleavers)	2	4	Pigweed, prostrate <sup>2</sup>	3	4
Carpetweed	4	6	Pigweed, spiny <sup>2</sup>	3	4
Chickweed, common	6	8	Pigweed, smooth <sup>2</sup>	3	4
Cocklebur, common	6	14	Pigweed, tumble <sup>2</sup>	3	4
Copperleaf, hophornbeam	4	6	Puncturevine	4	6
Cotton, volunteer <sup>1</sup>	6	8	Purslane, common	2	4
Croton, tropic	3	5	Pusley, Florida	S	3
Croton, woolly	2	4	Ragweed, common	6	10
Eclipta	4	6	Ragweed, giant	6	12
Devil's claw	2	4	Senna coffee	4	6
Fleabane, annual	6	8	Sesbania, hemp	6	8
Galinsoga, hairy	6	8	Shepherd's-Purse	6	8
Galinsoga, small flower	6	7	Sicklepod (java bean)	4	6
Groundcherry, cutleaf	4	5	Sida, prickly	4	5
Geranium, cutleaf	4	6	Smartweed, Pennsylvania	6	14
Hempnettle	4	6	Smellmelon	4	6
Horsenettle, Carolina <sup>3</sup>	2	4	Sowthistle, annual	6	8
Jimsonweed	6	10	Soybeans, volunteer <sup>1</sup>	6	8
Knotweed	3	5	Spurge, prostrate	2	4
Kochia <sup>2</sup>	4	6	Spurge, spotted	2	4
Ladysthumb	6	14	Starbur, bristly	4	6
Lambsquarters, common <sup>2</sup>	4	6	Sunflower, common	6	14
Mallow, common	4	6	Sunflower, prairie	3	5
Mallow, Venice	6	8	Sunflower, volunteer	6	10
Marestail <sup>3</sup>	S	6-12	Thistle, Russian <sup>3</sup>	S	6-12




Broadleaf Weed Control					
Weed Species	Maximum Weed Height or Diameter		Weed Species	Maximum Weed Height or Diameter	
	(Inches)			(Inches)	
	22 fl oz/A	29 fl oz/A <sup>ab</sup>		22 fl oz/A	29 fl oz/A <sup>ab</sup>
Marshelder, annual	4	6	Velvetleaf <sup>2</sup>	3	4
Morningglory, entireleaf <sup>2</sup>	6	8	Waterhemp, common <sup>2</sup>	NR	5
Morningglory, ivyleaf <sup>2</sup>	6	8	Waterhemp, tall <sup>2</sup>	NR	5
Morningglory, pitted <sup>2</sup>	6	8			
Morningglory, sharppod <sup>2</sup>	2	4			

- <sup>a</sup> In cotton, Liberty 280 SL Herbicide may be applied at 29 fl oz/A three times per season.
- <sup>b</sup> Do not apply more than 22 fl oz/A of Liberty 280 SL Herbicide post emergence in a single application to canola and corn.
- S** Indicates suppression
- <sup>1</sup> Volunteer LibertyLink crops from the previous season will not be controlled.
- <sup>2</sup> For applications to corn, tank mixing with atrazine may enhance weed control of this species.
- <sup>3</sup> May require sequential applications for control.
- NR** Not Recommended

Grass Weed Control					
Weed Species	Maximum Weed Height or Diameter		Weed Species	Maximum Weed Height or Diameter	
	(Inches)			(Inches)	
	22 fl oz/A	29 fl oz/A <sup>ab</sup>		22 fl oz/A	29 fl oz/A <sup>ab</sup>
Barley, volunteer <sup>3</sup>	3	4	Millet, wild-proso	6	7
Barnyardgrass	3	5	Millet, proso volunteer	6	7
Bluegrass, annual	3	5	Oat, wild <sup>2</sup>	3	4
Corn, volunteer <sup>1</sup>	10	12	Panicum, fall	3	5
Crabgrass, large <sup>2</sup>	3	5	Panicum, Texas	4	6
Crabgrass, smooth <sup>2</sup>	3	5	Rice, red	4	6
Cupgrass, woolly	6	12	Rice, volunteer <sup>1</sup>	4	6
Foxtail, bristly	6	8	Sandbur, field <sup>2</sup>	S	2
Foxtail, giant	6	12	Shattercane	6	8
Foxtail, green	6	12	Signalgrass, broadleaf	3	5
Foxtail, robust purple	6	8	Sprangletop	4	6
Foxtail, yellow <sup>2</sup>	3	4	Sorghum, volunteer	6	8
Goosegrass <sup>3</sup>	2	3	Stinkgrass	4	6
Johnsongrass, seedling	3	5	Wheat, volunteer <sup>2</sup>	4	5
Junglerice	3	5	Witchgrass	4	6

- <sup>a</sup> In cotton, Liberty 280 SL Herbicide may be applied at 29 fl oz/A three times per season.
- <sup>b</sup> Do not apply more than 22 fl oz/A of Liberty 280 SL Herbicide post emergence to canola and corn.
- S** Indicates suppression
- <sup>1</sup> Volunteer LibertyLink crops from the previous season will not be controlled. A timely cultivation 7 to 10 days after an application and/or retreatment 10-21 days after the first application is recommended for controlling dense clumps of volunteer corn or rice.
- <sup>2</sup> For best control of yellow foxtail, field sandbur, crabgrass, and wild oats, treat prior to tiller initiation.
- <sup>3</sup> A sequential application may be necessary for control.



### Biennial and Perennial Weeds

For control of the biennial and perennial weeds listed below, tank mix partners or sequential applications of Liberty 280 SL Herbicide are recommended (22 fl oz/A followed by 22 fl oz/A).

Alfalfa	Clover, Alsike	Nutsedge, purple*
Artichoke, Jerusalem	Clover, red	Nutsedge, yellow*
Bermudagrass	Dandelion	Orchardgrass
Bindweed, field	Dock, smooth	Poinsettia, wild
Bindweed, hedge	Dogbane, hemp*	Pokeweed
Bluegrass, Kentucky	Goldenrod, gray*	Quackgrass*
Blueweed, Texas	Johnsongrass, rhizome	Sowthistle, perennial
Bromegrass, smooth	Milkweed, common*	Thistle, bull
Burdock	Milkweed, honeyvine*	Thistle, Canada
Bursage, woolyleaf	Muhly, wirestem*	Timothy*
Chickweed, Mouse-ear	Nightshade, silverleaf	Wormwood, biennial

\*Suppression Only

## APPLICATION AND MIXING PROCEDURES


**Ground Application:** Liberty 280 SL Herbicide should be applied broadcast in a minimum of 15 gallons of water per acre. Under dense weed/crop canopies, 20 to 40 gallons of water per acre should be used so that thorough spray coverage will be obtained. Apply Liberty 280 SL Herbicide using nozzles and pressures that generate MEDIUM (about 250 to 350 microns) spray droplets category as reported by the nozzle manufacturer and in accordance to ASABE S 572. Do not use nozzles and pressures that result in COARSE sprays. FINE sprays should also be avoided to minimize spray drift risk. Boom height should be based on nozzle manufacturer recommendations. See the *Spray Drift Management* section of this label for additional information on proper application of Liberty 280 SL Herbicide.

**Aerial Application:** Poor coverage will result in reduced weed control. For optimal weed control, apply Liberty 280 SL Herbicide in a minimum of 10 gallons per acre. Apply Liberty 280 SL Herbicide using nozzles and pressures that generate MEDIUM (about 300 to 400 microns) spray droplets category as reported by the nozzle manufacturer and in accordance to ASABE S 572 based upon the selected air speed. Do not use nozzles and pressures that result in COARSE sprays. FINE sprays should also be avoided to minimize spray drift risk. See the *Spray Drift Management* section of this label for additional information on proper application of Liberty 280 SL Herbicide.

### COMPATIBILITY TESTING

If Liberty 280 SL Herbicide is to be mixed with pesticide products not listed on this label, test the compatibility of the intended tank mixture prior to mixing the products in the spray tank. The following procedure assumes a spray volume of 25 gallons per acre. For other spray volumes, adjust the amount of the water used accordingly. Check compatibility as follows:

1. Place 1.0 pint of water from the source that will be used to prepare the spray solution in a clear 1-quart jar.
2. For each pound of a dry tank mix partner to be applied per acre, add 1.5 teaspoons to the jar.
3. For each 16 fl oz of a liquid tank mix partner to be applied per acre, add 0.5 teaspoon to the jar.
4. For each 16 fl oz of Liberty 280 SL Herbicide to be applied per acre, add 0.5 teaspoon to the jar.
5. After adding all the ingredients, place a lid on the jar and tighten. Invert 10 times to mix.
6. Let the mixture stand for 15 minutes, and evaluate the solution for uniformity and stability. Look for separation, large flakes, precipitates, gels, heavy oily film on the jar, or other signs of incompatibility. If the tank mix partners are not compatible, do not use the mixture in a spray tank.
7. After compatibility testing is complete, dispose of any pesticide wastes in accordance with the *Storage and Disposal* section of this label.



### MIXING INSTRUCTIONS

**Tank Mix Recommendations:** Liberty® 280 SL Herbicide may be applied in tank mix combinations with labeled rates of other products provided these other products are labeled for the timing and method of application for the crop to be treated. The tank mix partner must be used in accordance with the label limitations and precautions. No label dosage rates may be exceeded. Liberty® 280 SL Herbicide cannot be mixed with any product containing a label prohibition against such mixing. Refer to the specific crop section for rate recommendations and other restrictions.

Liberty 280 SL Herbicide must be applied with properly calibrated and clean equipment. Liberty 280 SL Herbicide is formulated to mix readily in water. Prior to adding Liberty 280 SL Herbicide to the spray tank, ensure that the spray tank is thoroughly clean, particularly if a herbicide with the potential to injure crops was previously used (see *Cleaning Instructions*).

Mix Liberty 280 SL Herbicide with water to make a finished spray solution as follows:

1. Fill the spray tank half full with water.
2. Start agitation.
3. If mixing with a flowable/wettable powder tank mix partner. Prepare a slurry of the proper amount of the product in a small amount of water. Add the slurry to the spray tank
4. Add the appropriate amount of ammonium sulfate (AMS) to the spray tank.
5. If mixing with a liquid tank mix partner, add the liquid mix partner next.
6. Complete filling the spray tank with water.
7. Add the proper amount of Liberty 280 SL Herbicide and continue agitation.
8. If foaming occurs, use a silicone-based antifoam agent.

Ensure that all spray system lines including pipes, booms, etc. have the correct concentration of spray solution by flushing out the spray system lines before starting the crop application.

If tank mix partners recommended on this label are added, maintain good agitation at all times until contents of the tank are sprayed. If the spray mixture is allowed to settle, thorough agitation is required to resuspend the mixture before spraying is resumed. Keep bypass line on or near bottom of tank to minimize foaming. Screen size in nozzles or line strainers must be 50 mesh or larger.

### CLEANING INSTRUCTIONS

Before using Liberty 280 SL Herbicide, thoroughly clean bulk storage tank, refillable tank, nurse tanks, spray tank, lines, and filter, particularly if a herbicide with the potential to injure crops was previously used. Equipment should be thoroughly rinsed using a commercial tank cleaner.

After using Liberty 280 SL Herbicide, triple rinse the spray equipment and clean with a commercial tank cleaner before using for crops not labeled LibertyLink. Make sure any rinsate or foam is thoroughly removed from spray tank and boom. Rinsate may be disposed following the pesticide disposal directions on this label.

### SPRAY DRIFT MANAGEMENT

Spray drift may result in injury to non target crops or vegetation. To avoid spray drift, do not apply when wind speed is greater than 10 MPH or during periods of temperature inversions. Do not apply when weather conditions, wind speed, or wind direction may cause spray drift to non-target areas. AVOIDING SPRAY DRIFT AT THE APPLICATION SITE IS THE RESPONSIBILITY OF THE APPLICATOR.

- All aerial and ground application equipment must be properly maintained and calibrated using appropriate carriers.
- For all non-aerial applications, wind speed must be measured adjacent to the application site, on the upwind side, immediately prior to application.

**Sensitive Areas:** The pesticide should only be applied when the potential for drift to adjacent sensitive areas (e.g., residential areas, bodies of water, known habitats for threatened or endangered species, non-target crops) is minimal (e.g., when wind is blowing away from the sensitive areas).

Do not apply under circumstances where possible drift to unprotected persons or to food, forage, or other plantings that might be damaged or crops thereof rendered unfit for sale, use or consumption can occur.

**Aerial Drift Management:** The following drift management requirements must be followed to avoid off-target drift movement from aerial applications to agricultural field crops.

1. The distance of the outer most nozzles on the boom must not exceed 3/4 the length of the wingspan or rotor.
2. Nozzles must always point backward parallel with the air stream and never be pointed downwards more than 45 degrees.

Where states have more stringent regulations, they should be observed. The applicator should be familiar with and take into account the information covered in the *Aerial Drift Reduction Advisory Information*.

### AERIAL DRIFT REDUCTION ADVISORY INFORMATION

**Information on Droplet Size:** The most effective way to reduce drift potential is to apply large droplets. The best drift management strategy is to apply the largest droplets that provide sufficient coverage and control. Applying larger droplets reduces drift potential, but will not prevent drift if applications are made improperly, or under unfavorable environmental conditions (see *Wind, Temperature and Humidity, and Temperature Inversions* below). AVOIDING SPRAY DRIFT AT THE APPLICATION SITE IS THE RESPONSIBILITY OF THE APPLICATOR.

#### Controlling Droplet Size:

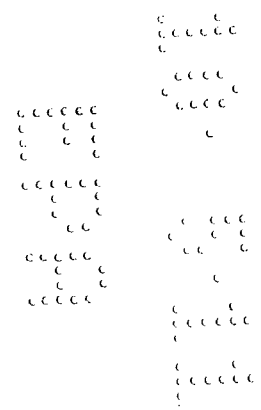
- **Volume** - Use high flow rate nozzles to apply the highest practical spray volume. Nozzles with higher rated flows produce larger droplets.
- **Pressure** - Do not exceed the nozzle manufacturer's recommended pressures. For many nozzle types lower pressure produces larger droplets. When higher flow rates are needed, use higher flow rate nozzles instead of increasing pressure.
- **Number of nozzles** - Use the minimum number of nozzles that provide uniform coverage.
- **Nozzle Orientation** - Orienting nozzles so that the spray is released parallel to the airstream produces larger droplets than other orientations and is the recommended practice. Significant deflection from horizontal will reduce droplet size and increase drift potential.
- **Nozzle Type** - Use a nozzle type that is designed for the intended application. With most nozzle types, narrower spray angles produce larger droplets. Consider using low-drift nozzles. Solid stream nozzles oriented straight back produce the largest droplets and the lowest drift.
- **Boom Length:** For some use patterns, reducing the effective boom length to less than 3/4 of the wingspan or rotor length may further reduce drift without reducing swath width.
- **Application Height:** Applications should not be made at a height greater than 10 feet above the top of the largest plants unless a greater height is required for aircraft safety. Making applications at the lowest height that is safe reduces exposure of droplets to evaporation and wind.

**Swath Adjustment:** When applications are made with a crosswind, the swath will be displaced downward. Therefore, on the up and downwind edges of the field, the applicator must compensate for this displacement by adjusting the path of the aircraft upwind. Swath adjustment distance should increase, with increasing drift potential (higher wind, smaller drops, etc.)

**Wind:** Drift potential is lowest between wind speeds of 2 - 10 mph. However, many factors, including droplet size and equipment type determine drift potential at any given speed. Applications should be avoided below 2 miles per hour due to variable wind direction and high inversion potential. NOTE: Local terrain can influence wind patterns. Every applicator should be familiar with local wind patterns and how they affect spray drift.

**Temperature and Humidity:** When making applications in low relative humidity, set up equipment to produce larger droplets to compensate for evaporation. Droplet evaporation is most severe when conditions are both hot and dry. Avoid spraying during conditions of low humidity and/or high temperatures.

**Temperature Inversions:** Do not make aerial or ground applications into areas of temperature inversions. Temperature inversions restrict vertical air mixing, which causes small suspended droplets to remain in a concentrated cloud. This cloud can move in unpredictable directions due to the light variable winds common during inversions. Temperature inversions are characterized by increasing temperatures with altitude and are common on nights with limited cloud cover and light to no wind. They begin to form as the sun sets and often continue into the morning. Their presence can be indicated by ground fog; however, if fog is not present, inversions can also be identified by the movement of smoke from a ground source or an aircraft smoke generator. Smoke that layers and moves laterally in a concentrated cloud (under low wind conditions) indicates an inversion, while smoke that moves upward and rapidly dissipates indicates good vertical air mixing.



### APPLICATION DIRECTIONS FOR BURNDOWN USE

Liberty 280 SL Herbicide may be applied as a **burndown treatment prior to planting or prior to emergence** of any conventional or transgenic variety of canola, corn, cotton, rice, soybean or sugar beet. Apply a minimum of 29 fl oz/A of Liberty 280 SL Herbicide for burndown of existing weeds just prior to planting or prior to emergence of canola, corn, cotton, rice, soybean, or sugar beets. For best results, apply to emerged, young, actively growing weeds. Warm temperatures, high humidity, and bright sunlight improve the performance of Liberty 280 SL Herbicide. Weed control may be reduced when applications are made to weeds under stress due to drought or cool temperatures.

- In **cotton**, if environmental conditions prevent timely applications, a single application may be made of up to 43 fl oz/A of Liberty 280 SL Herbicide. **If more than 29 fl oz/A are used in any single application, the season total may not exceed 72 fl oz/A, including all application timings.**
- In **soybean**, if environmental conditions prevent timely applications, a single application may be made of up to 36 fl oz/A of Liberty 280 SL Herbicide. **If 29-36 fl oz/A are used in a single burndown application, one additional in-season application may be made at up to 29 fl oz/A. The season total may not exceed 65 fl oz/A, including all application timings.**
- In **canola, corn, rice and sugar beets**, if environmental conditions prevent timely applications, a single application may be made of up to 36 fl oz/A of Liberty 280 SL Herbicide. **No additional applications of Liberty 280 SL Herbicide may be made post emergence to the crop during the growing season.**

	Burndown	In-Season Applications	Season Max
Cotton Use Pattern 1	29 fl oz/A	2 applications at 22-29 fl oz/A	87 fl oz/A
Cotton Use Pattern 2	30-43 fl oz/A	1 application at 22-29 fl oz/A	72 fl oz/A
Soybean Use Pattern	29-36 fl oz/A	1 application at 22-29 fl oz/A	65 fl oz/A
Canola, Corn, Rice, Sugar beets	29-36 fl oz/A	None	36 fl oz/A

### APPLICATION DIRECTIONS FOR USE ON CANOLA

Apply Liberty 280 SL Herbicide only to canola labeled as LibertyLink. Uniform, thorough spray coverage is necessary to achieve consistent weed control.

#### APPLICATION RATE AND TIMING

For best results, apply to emerged, young, actively growing weeds. Warm temperatures, high humidity, and bright sunlight improve the performance of Liberty 280 SL Herbicide. Weed control may be reduced when applications are made to weeds under stress due to drought or cool temperatures. For optimal yield, early season weed removal is important.

Applications of Liberty 280 SL Herbicide on canola may be made from the cotyledon stage up to the early bolting stage of the canola. Slight discoloration of the canola may be visible after application. This effect is temporary and will not influence crop growth, maturity or yield

Apply Liberty 280 SL Herbicide at 22 fl oz/A per application. A second application of Liberty 280 SL Herbicide may be needed to control weeds that have not yet emerged at the time of application.

#### RESTRICTIONS TO THE DIRECTIONS FOR USE ON CANOLA

- **DO NOT** use on canola in the states of Alabama, Delaware, Georgia, Kentucky, Maryland, New Jersey, North Carolina, South Carolina, Tennessee, Virginia and West Virginia.
- **DO NOT** apply more than two applications of Liberty 280 SL Herbicide per growing season. Sequential applications should be at least 10-14 days apart.
- **DO NOT** apply Liberty 280 SL Herbicide within 65 days of harvesting canola.
- **DO NOT** apply more than 44 fl oz/A of Liberty 280 SL Herbicide per growing season.
- If Liberty 280 SL Herbicide was used in a burndown application, no post emergence applications may be applied to the crop.
- **DO NOT** graze the treated crop or cut for hay.
- **DO NOT** apply Liberty 280 SL Herbicide if canola shows injury from prior herbicide applications or environmental stress (drought, excessive rainfall, etc.).
- **DO NOT** apply this product through any type of irrigation system.
- Refer to the "**Rotational Crop Restrictions**" section under the "**Information**" heading of this label for the appropriate rotational crop plant back intervals.

**SPRAY ADDITIVES**

Liberty 280 SL Herbicide must be applied with ammonium sulfate (AMS). Use only fine feed grade or spray grade AMS at 3 pounds per acre. Anti-foams or drift control agents may be added if needed. Use of additional surfactants or crop oils may increase risk of crop response.

**CANOLA TANK MIX RECOMMENDATIONS**

Liberty 280 SL Herbicide at 22 fl oz/A plus AMS may be used in tank-mix combination with certain herbicides for improved control of larger than labeled grasses. Liberty® 280 SL Herbicide may be applied in tank mix combinations with labeled rates of other products provided these other products are labeled for the timing and method of application for the canola to be treated. The tank mix partner must be used in accordance with the label limitations and precautions. No label dosage rates may be exceeded. Liberty® 280 SL Herbicide cannot be mixed with any product containing a label prohibition against such mixing. The AMS rate may be reduced to 1.5 lb/A when Liberty 280 SL Herbicide is tank mixed with a reduced rate of one of the grass herbicides specified below.

Tank Mix Partner	Rate (fl oz/A)
Assure® II	4 - 5 fl oz/A
Poast®	6 - 8 fl oz/A
Select® 2EC	2 - 3 fl oz/A
Select Max™	4 - 6 fl oz/A

**APPLICATION DIRECTIONS FOR USE ON FIELD CORN AND SILAGE CORN**

Apply Liberty 280 SL Herbicide only to corn labeled as LibertyLink. Uniform, thorough spray coverage is necessary to achieve consistent weed control.

**APPLICATION RATE AND TIMING**

For best results, apply to emerged, young, actively growing weeds. Warm temperatures, high humidity, and bright sunlight improve the performance of Liberty 280 SL Herbicide. Weed control may be reduced when applications are made to weeds under stress due to drought or cool temperatures. For optimal yield, early season weed removal is important.

Applications of Liberty 280 SL Herbicide on corn may be made with over-the-top broadcast or drop nozzles from emergence until corn is 24 inches tall or in the V-7 stage of growth, i.e., 7 developed collars, whichever comes first. For corn 24 inches to 36 inches tall, only apply Liberty 280 SL Herbicide using ground application and drop nozzles and avoid spraying into the whorl or leaf axils of the corn stalks. Applications of Liberty 280 SL Herbicide following the use of soil-applied insecticides will not injure corn.

Apply Liberty 280 SL Herbicide at 22 fl oz/A per application. A second application of Liberty 280 SL Herbicide or a tank mix application with a residual herbicide will be needed to control weeds that have not yet emerged at the time of application.

**RESTRICTIONS TO THE DIRECTIONS FOR USE ON FIELD CORN AND SILAGE CORN**

- **DO NOT** apply Liberty 280 SL Herbicide within 60 days of harvesting corn forage and within 70 days of harvesting corn grain and corn fodder.
- **DO NOT** apply more than two applications of Liberty 280 SL Herbicide to the corn crop. Sequential applications should be at least 10-14 days apart.
- **DO NOT** apply more than 44 fl oz/A of Liberty 280 SL Herbicide on corn per growing season.
- If Liberty 280 SL Herbicide was used in a burndown application, no post emergence applications may be applied to the crop.
- **DO NOT** use nitrogen solutions as spray carriers. A silicone-based antifoam agent may be added if needed.
- **DO NOT** apply Liberty 280 SL Herbicide if corn shows injury from prior herbicide applications or environmental stress (drought, excessive rainfall, etc.).
- **DO NOT** apply this product through any type of irrigation system.
- Refer to the "**Rotational Crop Restrictions**" section under the "**Information**" heading of this label for the appropriate rotational crop plant back intervals.

**SPRAY ADDITIVES**

For corn, Liberty 280 SL Herbicide must be applied with ammonium sulfate (AMS). It is recommended to use only fine feed grade or spray grade AMS at 3 lbs per acre (17 lbs/100 gallons). When temperatures exceed 85° F, the rate of AMS can be reduced to 1.5 lbs per acre (8.5 lbs/100 gallons) to reduce potential leaf burn.

Use of additional surfactants or crop oils may increase risk of crop response.

### CORN TANK MIX RECOMMENDATIONS

Certain herbicide tank mixes may aid in the performance of Liberty 280 SL Herbicide. No additional surfactant is needed with any tank mix partner. Liberty® 280 SL Herbicide may be applied in tank mix combinations with labeled rates of other products provided these other products are labeled for the timing and method of application for the corn to be treated. The tank mix partner must be used in accordance with the label limitations and precautions. No label dosage rates may be exceeded. Liberty® 280 SL Herbicide cannot be mixed with any product containing a label prohibition against such mixing.

#### Corn Herbicide Tank Mix Partners:

2,4-D	Hornet® WDG	pendimethalin**
acetochlor	Impact®	Permit®
Aim™*	Laudis™	Python® WDG
atrazine	Lexar®*	s-metolachlor*
Callisto™	Lumax®*	Spirit®
Camix®*	metolachlor*	Status®
Distinct™	nicosulfuron	Yukon®
Guardsman Max®	NorthStar™	

\*It is recommended that these products are tank mixed at 1/2 the recommended use rate with Liberty 280 SL Herbicide to reduce risk of crop response.

\*\*Tank mixing with pendimethalin may result in reduced control of barnyardgrass, fall panicum, field sandbur, yellow foxtail, and volunteer corn.

## APPLICATION DIRECTIONS FOR USE ON COTTON

Uniform, thorough spray coverage is necessary to achieve consistent weed control. Liberty 280 SL Herbicide may be applied as a broadcast, over-the-top, post-emergence spray or as a directed spray only to LibertyLink cotton. This product may be applied post-emergence to non-LibertyLink cotton varieties or cultivars by using equipment designed to minimize contact of the spray with the cotton foliage. See the Application Methods on Non-LibertyLink Cotton section for selection of shielding equipment. Severe injury or death may result if the Liberty 280 SL Herbicide contacts the foliage or stems of cotton NOT labeled as LibertyLink.

### APPLICATION RATE AND TIMING

For best results, apply to emerged, young, actively growing weeds. Warm temperatures, high humidity, and bright sunlight improve the performance of Liberty 280 SL Herbicide. Weed control may be reduced when applications are made to weeds under stress due to drought or cool temperatures. For optimal yield, early season weed removal is important.

Apply Liberty 280 SL Herbicide to cotton from emergence up to the early bloom stage at 22 to 29 fl oz/A. Should environmental conditions prevent a timely herbicide application, a single application of up to 43 fl oz/A of Liberty 280 SL Herbicide may be made to cotton. If more than 29 fl oz/A are used in any single application, the seasonal total may not exceed 72 fl oz/A, including all application timings. See Restrictions to the Directions for use on Cotton below for additional information.

Refer to the Weed Control Recommendations for Row Crops section of this label for selection of the proper rate dependent upon weed species present and size. In weed populations with mixed species, select the highest rate required to control all the species. Volunteer LibertyLink crop plants (corn, rice, cotton, soybeans, sugar beets) from the previous season will not be controlled by applications of Liberty 280 SL Herbicide. A repeat application of Liberty 280 SL Herbicide or tank mixes with a residual herbicide will be needed to control weeds that have not emerged at the time of application. See the Tank Mix Recommendations for Use on Cotton to select suitable tank mix partners.

Use Pattern	1 <sup>st</sup> Application	2 <sup>nd</sup> Application	3 <sup>rd</sup> Application	Season Maximum
Option 1	22-29 fl oz/A	22-29 fl oz/A	22-29 fl oz/A	87 fl oz/A
Option 2	30-43 fl oz/A	22-29 fl oz/A	None	72 fl oz/A

### RESTRICTIONS TO THE DIRECTIONS FOR USE ON COTTON

- **DO NOT** apply Liberty 280 SL Herbicide to cotton in Florida, South of Tampa (Florida Route 60), or in Hawaii, except for test plots or breeding nurseries.
- **DO NOT** apply Liberty 280 SL Herbicide within 70 days prior to cotton harvest.
- Up to three applications of Liberty 280 SL Herbicide may be made to cotton per season at a maximum application rate of 29 fl oz/A. **DO NOT** apply more than 87 fl oz (including all application timings) to cotton per season under this application scenario. Sequential applications should be at least 10-14 days apart.
- If environmental conditions prevent timely applications resulting in large weeds or heavy infestations, a single application of Liberty 280 SL Herbicide at up to 43 fl oz/A may be made to cotton. **DO NOT** apply more than 43 fl oz of Liberty 280 SL Herbicide in a single application under this use scenario. If a single application greater than 29 fl oz is made, a subsequent application not to exceed 29 fl oz may be made to cotton. The seasonal total use rate under this scenario may not exceed 72 fl oz of Liberty 280 SL Herbicide. Sequential applications should be at least 10-14 days apart.
- **DO NOT** apply this product through any type of irrigation system.

- Refer to the “Rotational Crop Restrictions” section under the “Information” heading of this label for the appropriate rotational crop plant back intervals.

**APPLICATION METHODS TO LIBERTYLINK COTTON**

Refer to the Weed Control Recommendations for Row Crops to select the proper application rate based upon the weeds present and their size. Uniform and thorough spray coverage is required to achieve consistent weed control. For ground application, apply Liberty 280 SL Herbicide to LibertyLink cotton as an over-the-top foliar spray or as a spray directed to the lower one-third of the cotton stand.

**APPLICATION METHODS TO NON-LIBERTYLINK COTTON**

Application of Liberty 280 SL Herbicide to cotton varieties not labeled as LibertyLink requires the use of hooded spray equipment designed to minimize exposure of the spray to the cotton stand. A hooded sprayer directs the spray onto weeds, while shielding the cotton stand from contact. Use nozzles that provide uniform coverage within the treated area. Keep hoods on these sprayers adjusted to protect desirable vegetation. Extreme care must be exercised to avoid exposure of the desirable vegetation to the spray.

With a hooded sprayer, the spray pattern is completely enclosed on the top and all 4 sides by a hood, thereby shielding the crop from the spray solution. This equipment must be set up and operated in a manner that avoids bouncing or raising the hoods off the ground in any way. The spray hoods must be operated on the ground or skimming across the ground. Tractor speed must be adjusted to avoid bouncing of the spray hoods. Avoid operation on rough or sloping ground where the spray hoods might be raised off the ground. If the hoods are raised, spray particles may escape and come into contact with the cotton, causing damage or destruction of the crop.

Herbicide rates and spray volume recommendations are presented as broadcast equivalents and must be reduced in proportion to the area actually treated. Use the following formulas to calculate the correct rate and volume per planted (field) acre:

Band width in inches	X	Broadcast RATE per acre	=	Amount of banded product needed per acre
Row width in inches				

Band width in inches	X	Broadcast spray VOLUME per acre	=	Banded spray volume needed per acre
Row width in inches				

**POST-HARVEST**

Liberty 280 SL Herbicide may be applied as a post-harvest burndown treatment to fields (after cotton harvest). Up to 43 fl oz/A of Liberty 280 SL Herbicide may be applied in a single application to control larger weeds growing in the crop at the time of harvest. If more than 29 fl oz/A is used in a single application, the seasonal total may not exceed 72 fl oz/A, including all application timings. Refer to the *Rotational Crop Restrictions* section of this label for appropriate rotational crop information.

**COTTON TANK MIX RECOMMENDATIONS**

Certain tank mixes may aid in the performance of Liberty 280 SL Herbicide. No additional surfactant is needed with any tank mix partner. Liberty® 280 SL Herbicide may be applied in tank mix combinations with labeled rates of other products provided these other products are labeled for the timing and method of application for the cotton to be treated. The tank mix partner must be used in accordance with the label limitations and precautions. No label dosage rates may be exceeded. Liberty® 280 SL Herbicide cannot be mixed with any product containing a label prohibition against such mixing.

**LibertyLink Cotton:** For cotton tolerant to Liberty 280 SL Herbicide, Dual Magnum® or Staple® Herbicide may be tank-mixed with Liberty 280 SL Herbicide and applied over-the-top post-emergence to enhance weed control and/or provide residual control.

**All Cotton Types:** The following herbicides may be mixed with Liberty 280 SL for hooded-spray application to enhance weed control and/or provide residual weed control:

Aim™  
 Caparol® 4L  
 Cotoran® 4L  
 Cotoran® DF  
 Direx® 4L

Direx® 80DF  
 Dual Magnum®  
 Glyphosate  
 Karmex® DF  
 Pendimax™ 3.3

Prowl® 3.3EC  
 Select Max™  
 Staple®



## APPLICATION DIRECTIONS FOR USE ON SOYBEANS

Apply Liberty 280 SL Herbicide only to soybean designated as LibertyLink. Uniform, thorough spray coverage is necessary to achieve consistent weed control.

### APPLICATION RATE AND TIMING

For best results, apply to emerged, young, actively growing weeds. Warm temperatures, high humidity, and bright sunlight improve the performance of Liberty 280 SL Herbicide. Weed control may be reduced when applications are made to weeds under stress due to drought or cool temperatures. Adding ammonium sulfate with Liberty 280 SL Herbicide may improve weed control if weeds are under stress. For optimal yield, early season weed removal is important.

Applications of Liberty 280 SL Herbicide on soybeans may be made from emergence up to but not including the bloom growth stage.


Apply Liberty 280 SL Herbicide to LibertyLink soybeans from emergence up to but not including the bloom growth stage at 22 to 29 fl oz/A. See weed chart to determine rate. Should environmental conditions prevent a timely herbicide application, a single application of up to 36 fl oz/A of Liberty 280 SL Herbicide may be made to soybeans followed by one additional application at a maximum of 29 fl oz/A with a seasonal maximum of 65 fl oz/A. Liberty 280 SL Herbicide may be applied alone, or in a tank mix application with a residual herbicide to control weeds that have not yet emerged at the time of application.

Although timely post applications of Liberty herbicide can provide complete weed control, residual herbicides at burndown, planting, or tank mixed with Liberty herbicide help ensure optimal weed management, particularly if environmental conditions delay timely post applications. Residual herbicides can also reduce early season weed competition and are a key element of good weed resistance management practices.

Use Pattern Rate Ranges		
1 <sup>st</sup> Application	2 <sup>nd</sup> Application	Season Maximum
22-36 fl oz/A	22-29 fl oz/A	65 fl oz/A

### RESTRICTIONS TO THE DIRECTIONS FOR USE ON SOYBEANS

- **DO NOT** apply Liberty 280 SL Herbicide within 70 days of harvesting soybean seed.
- **DO NOT** apply more than 65 fl oz/A of Liberty 280 SL Herbicide on soybeans per growing season.
- **DO NOT** apply more than 36 fl oz/A of Liberty 280 SL Herbicide in a single application.
- **DO NOT** graze the treated crop or cut for hay.
- **DO NOT** use nitrogen solutions as spray carriers. A silicone-based antifoam agent may be added if needed.
- **DO NOT** apply Liberty 280 SL Herbicide if soybeans show injury from prior herbicide applications or environmental stress (drought, excessive rainfall, etc.).
- **DO NOT** apply this product through any type of irrigation system.
- Refer to the "**Rotational Crop Restrictions**" section under the "**Information**" heading of this label for the appropriate rotational crop plant back intervals.



### SOYBEAN TANK MIX RECOMMENDATIONS

Certain herbicide tank mixes may complement Liberty 280 SL Herbicide. No additional surfactant is needed with any tank mix partner. Liberty® 280 SL Herbicide may be applied in tank mix combinations with labeled rates of other products provided these other products are labeled for the timing and method of application for the soybean to be treated. The tank mix partner must be used in accordance with the label limitations and precautions. No label dosage rates may be exceeded. Liberty® 280 SL Herbicide cannot be mixed with any product containing a label prohibition against such mixing.

#### Soybean Herbicide Tank Mix Partners:

Assure® II  
Classic®  
clethodim  
Cobra®  
Dual Magnum  
Firstrate®  
Flexstar®


Fusilade® DX  
Fusion®  
Harmony® GT  
Phoenix™  
Poast® Plus  
Prefix  
Pursuit®

Raptor™  
Reflex®  
Resource®  
Select Max®  
Synchrony® XP  
Ultra Blazer®

## APPLICATION DIRECTIONS FOR CANOLA, CORN, COTTON, AND SOYBEAN SEED PROPAGATION

Liberty 280 SL Herbicide may be applied to select out susceptible "segregates", i.e., canola, corn, cotton, and soybean plants that are not tolerant to glufosinate-ammonium during seed propagation.

- **Canola:** Liberty 280 SL Herbicide may also be used in canola seed propagation as a foliar spray to selectively eliminate canola plants that do not carry a gene that imparts tolerance to glufosinate-ammonium and as such, can be applied to remove susceptible segregates during canola seed propagation. Breeding material not possessing the glufosinate-ammonium tolerance gene will be severely injured or killed if treated with this herbicide. See *Application Use Directions for Use on Canola* for use rates and application timing.
- **Corn:** Inbred lines, plants not possessing glufosinate-ammonium tolerance, will be severely injured or killed if treated with this herbicide. A hooded sprayer may be used to protect plants from coming into contact with the herbicide application. For the selection of tolerant corn "segregates", Liberty 280 SL Herbicide may be applied at 22 fl oz/A plus AMS at 3 lb/A (17 lb/100 gallons) when corn is in the V-3 to V-4 stage of growth, i.e., 3 to 4 developed collars. A second treatment of 22 fl oz/A plus AMS at 3 lbs/A may be applied when the corn is in the V-6 to V-7 stage of growth or up to 24" tall. Sequential applications should be at least 10-14 days apart. When temperatures exceed 85° F, the rate of AMS can be reduced to 1.5 lbs/A (8.5 lbs/100 gallons) to reduce potential leaf burn.
- **Cotton:** Liberty 280 SL Herbicide may also be used in cotton seed propagation as a foliar spray to selectively eliminate cotton plants that do not carry a gene that imparts tolerance to glufosinate-ammonium and as such, can be applied to remove susceptible segregates during cotton seed propagation. Breeding material not possessing the glufosinate-ammonium tolerance gene will be severely injured or killed if treated with this herbicide. See *Application Use Directions for Use on Cotton* for use rates and application timing.
- **Soybeans:** For the selection of tolerant soybean "segregates", Liberty 280 SL Herbicide may be applied at up to 22 to 36 fl oz/A when soybean is in the third trifoliolate stage. A second treatment of 22 to 29 fl oz/A may be applied up to but not including the bloom growth stage of soybean. Sequential applications should be at least 10-14 days apart.



# APPLICATION DIRECTIONS FOR USE ON LISTED TREE, VINE, AND BERRY CROPS

Apply Liberty 280 SL Herbicide to the tree, vine, and berry crops listed below. Uniform, thorough spray coverage is necessary to achieve consistent weed control.

### REGISTERED CROPS

- Tree Nuts: almonds, filberts, hickory nuts, macadamia nuts (bush nuts), pecans, pistachios, and walnuts
- Tree Fruits: apples
- Vineyards: all grape varieties (table, wine, and raisins)
- Bushberries: blueberry, currant, elderberry, gooseberry, and huckleberry
- Other Berries: lingonberry, juneberry, and salal

### APPLICATION RATE AND TIMING

For best results, apply to emerged, young, actively growing weeds. Warm temperatures, high humidity, and bright sunlight improve the performance of LIBERTY 280 SL Herbicide. Weed control may be reduced when applications are made to weeds under stress due to drought or cool temperatures. Weeds under stress or in dense populations will require application at the highest specified label use rate. Stressed conditions also include prior treatments of other contact or systemic herbicides. Do not retreat these weeds with LIBERTY 280 SL Herbicide until sufficient regrowth has occurred.

Apply LIBERTY 280 SL HERBICIDE as a directed spray to control undesirable vegetation in tree, vine and berries listed on this label. Apply as a broadcast, banded, or spot treatment application depending on the situation to control weeds listed under the heading "Weeds Controlled in Tree, Vine and Berry crops". Avoid direct spray or drift to desirable vegetation. Regrowth may occur due to the weed stage of growth at application, low use rate, or environmental conditions. Repeat applications of LIBERTY 280 SL HERBICIDE may be necessary to control plants generating from underground parts or seed.

Avoid contact of Liberty 280 SL Herbicide solution, spray, drift or mist with green bark, stems, or foliage, as injury may occur to trees and vines. **Only trunks with callused, mature brown bark should be sprayed unless protected from spray contact by nonpourous wraps, grow tubes or waxed containers. Contact of Liberty 280 SL Herbicide with parts of trees or vines other than mature brown bark can result in serious damage.**

### Application Methods for Broadcast Applications

Apply Liberty 280 SL Herbicide at the rates listed below for broadcast applications based on weed size and stage of growth.

Weed Size and Stage	Liberty 280 SL Herbicide Rate
Weeds < 3" in height	48 fl oz/A
Weeds < 6" in height pre-tiller grasses	56 fl oz/A
Weeds > 6" in height and/or grasses that have tillered	56-82 fl oz/A

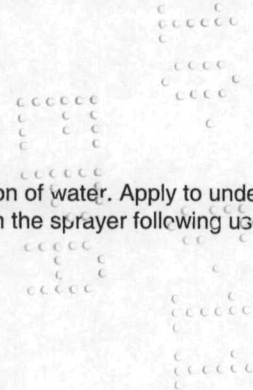
### Application Methods for Banded Spray Applications

Banded applications may be used using the following formula to calculate the amount of herbicide needed for orchard or vineyard strip sprays:

$$\frac{\text{Band width in inches}}{\text{Row width in inches}} \times \text{Rate per acre broadcast} = \text{Amount of herbicide needed for treatment}$$

### Application Methods for Spot or Directed-Spray Applications

For spot or directed spray application, mix LIBERTY 280 SL HERBICIDE at 1.7 fl oz of product per gallon of water. Apply to undesirable vegetation foliage until wet but prior to runoff. Ensure uniform and complete coverage. Thoroughly clean the sprayer following use. **DO NOT** make spot or directed spray applications to tree or vine trunk as injury may occur.



**Weeds Controlled in Tree, Vine and Berry crops**

**Broadleaf Weeds**

Alkali sida  
Ammannia, purple  
Arrowhead, California  
Buckwheat, wild  
Buffalobur  
Burclover, California  
Carpetweed  
Chickweed, common  
Chinese thornapple  
Cocklebur, common  
Cudweed  
Cutleaf eveningprimrose  
Dodder  
Eclipta  
Fiddleneck  
Filaree  
Filaree, redstem

Fleabane, annual  
Goosefoot  
Gromwell, field  
Groundcherry, cutleaf  
Groundsel, common  
Henbit  
Jimsonweed  
Knotweed  
Kochia  
Lambsquarters, common  
Lettuce, miner's  
Lettuce, prickly  
London rocket  
Mallow, common  
Malva (little mallow)  
Marestail  
Mayweed

Morningglory, entireleaf  
Morningglory, ivyleaf  
Morningglory, pitted  
Mullein, turkey  
Mustard, wild  
Nettle  
Nightshade, black  
Nightshade, eastern black  
Nightshade, hairy  
Pennycress  
Pigweed, redroot  
Pineapple-weed  
Puncturevine  
Purslane, common  
Radish, wild  
Ragweed, common  
Ragweed, giant

Redmaids  
Shepherd's-Purse  
Smartweed, Pennsylvania  
Sowthistle, annual  
Spurge, prostrate  
Starthistle, yellow  
Sunflower, common  
Sunflower, prairie  
Sunflower, volunteer  
Swinecress  
Thistle, Russian  
Turnip, wild  
Velvetleaf  
Vervain  
Vetch  
Virginia copperleaf  
Willowherb, panicle

**Grass Weeds**

Barnyardgrass  
Bluegrass, annual  
Brome, ripgut  
Bromegrass, downy  
Canarygrass  
Chess, soft  
Crabgrass, large

Crabgrass, smooth  
Cupgrass, woolly  
Foxtail, giant  
Foxtail, green  
Foxtail, yellow  
Goosegrass  
Johnsongrass, seedling

Junglerice  
Oat, wild  
Panicum, fall  
Panicum, Texas  
Rush, toad\*\*  
Ryegrass  
Sandbur, field

Shattercane  
Sprangletop  
Stinkgrass  
Wheat, volunteer  
Windgrass  
Witchgrass

**Biennial and Perennial Weeds**

Aster, white heath  
Bindweed, field  
Bindweed, hedge  
Bluegrass, Kentucky  
Bromegrass, smooth  
Bulrush\*\*  
Burdock  
Canada thistle  
Clover, Alsike  
Clover, red  
Clover, white

Dallisgrass  
Dandelion  
Dock, curly  
dogbank (hemp)  
Fescue  
Goldenrod, gray  
Guineagrass  
Horsetail  
Lovegrass  
Mugwort  
Mullein, common

Mustard, tansy  
Nutsedge, purple  
Nutsedge, yellow  
Onion, wild  
Orchardgrass  
Paragrass  
Plantain  
Poison ivy/oak  
Quackgrass  
Rocket, yellow  
Rose, wild

*Rubus* spp.  
Spurge, leafy  
Thistle, bull  
Thistle, musk  
Torpedograss  
Vaseygrass  
Woodsorrel  
Yarrow, common

\*\* indicates suppression



### RESTRICTIONS TO THE DIRECTIONS FOR USE ON TREE, VINE, AND BERRY CROPS

1. **DO NOT** apply more than 164 fl oz of LIBERTY 280 SL HERBICIDE per acre (3 lbs ai/A) to berry bushes in a 12-month period.
2. **DO NOT** apply more than 246 fl oz of this product per acre to tree nuts, vines, and tree fruits in any calendar year.
3. **DO NOT** graze, harvest, and/or feed treated orchard cover crops to livestock.
4. **DO NOT** apply this product through any type of irrigation system.
5. **DO NOT** apply this product aerially to tree, berry, or vine crops.
6. **DO NOT** apply this product within 14 days of nut, apple, berry or grape harvest.
7. **DO NOT** make spot spray applications to apple suckers, as tree injury may occur.

### TANKMIX PARTNER RECOMMENDATIONS

Liberty 280 SL Herbicide does not provide residual weed control or control of unexposed plant parts. Certain herbicide tank mixes may aid in the performance of Liberty 280 SL Herbicide or be added to provide residual herbicide activity. No additional surfactant is needed with any tank mix partner. Liberty® 280 SL Herbicide may be applied in tank mix combinations with labeled rates of other products provided these other products are labeled for the timing and method of application for the crop to be treated. The tank mix partner must be used in accordance with the label limitations and precautions. No label dosage rates may be exceeded. Liberty® 280 SL Herbicide cannot be mixed with any product containing a label prohibition against such mixing.

Chateau	Princep® 4L	Sinbar® 80W
Devrinol® 50WP	Simazine 4L	Solicam® DF
Goal® 1.6E	Simazine 80W	Surflan® A.S.
Karmex® DF	Simazine 90	

## APPLICATION DIRECTIONS FOR POTATO VINE DESICCATION

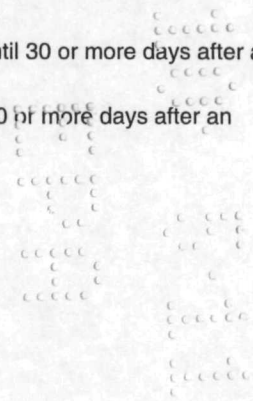
### APPLICATION RATE AND TIMING

Apply LIBERTY 280 SL HERBICIDE at the beginning of natural senescence of potato vines. Apply 21 fl oz/A. Do not split this application or apply more than one application per harvest. Potato varieties with heavy or dense vines may require an application of another desiccation product to complete vine desiccation.

Thorough coverage of the potato vines to be desiccated is essential. Use a sufficient volume of water (20 to 100 gpa) to obtain a thorough coverage of the potato vines. Vary the gallons of water per acre and the spray pressure as indicated by the density of the potato vines to assure thorough spray coverage. Increase the spray volume to at least 30 gallons of water per acre when the potato vine canopy is dense or under cool and dry conditions. Apply LIBERTY 280 SL HERBICIDE with the spray boom as low as possible to achieve thorough coverage of the potato vines for best control and to minimize drift potential.

### RESTRICTIONS TO THE DIRECTIONS FOR USE IN POTATO VINE DESICCATION

1. **DO NOT** apply more than 21 fl oz/A to potato vines per season.
2. **DO NOT** harvest potatoes until 9 days or more after application of LIBERTY 280 SL HERBICIDE.
3. **DO NOT** apply to potatoes grown for seed.
4. Canola, corn, cotton, rice, soybean, and sugar beets may be planted at any time after the application of LIBERTY 280 SL HERBICIDE as a potato vine desiccant.
5. **DO NOT** plant treated areas to wheat, barley, buckwheat, millet, oats, rye, sorghum, and triticale until 30 or more days after an application of LIBERTY 280 SL HERBICIDE as a potato vine desiccant.
6. **DO NOT** plant treated areas to crops other than those listed in this use precautions section until 120 or more days after an application of LIBERTY 280 SL HERBICIDE as a potato vine desiccant.



### FALLOW FIELDS

Liberty 280 SL Herbicide may be used as a substitute for tillage in fallow fields to control or suppress weeds listed in the **Weed Control Recommendations for Row Crops** section of this label.

Apply Liberty 280 SL Herbicide at 22 or 29 fl oz/A to fallow fields to control specific weeds. Liberty 280 SL Herbicide must be applied with ammonium sulfate. Tank mixes with 2,4-D, glyphosate or atrazine are recommended with Liberty 280 SL Herbicide to enhance total weed control. When using Liberty 280 SL Herbicide in tank mix combinations, follow the precautions and directions of use of the most restrictive label. See the **Application and Mixing Procedures** section of this label for additional information on how to apply this product. See the **“Information”** section of this label for rotational crop restrictions.

### FARMSTEADS

When applied as recommended, Liberty 280 SL Herbicide controls undesirable plant vegetation in non-crop areas around farmstead building foundations, shelter belts, along fences, and general nonselective farmstead weed control. Refer to the **Application Directions for use on listed Tree, Vine, and Berry Crops** section of this label for appropriate application broadcast and spot spray application rates and lists of weeds controlled.



**IMPORTANT: READ BEFORE USE**

Read the entire Directions for Use, Conditions, Disclaimer of Warranties and Limitations of Liability before using this product. If terms are not acceptable, return the unopened product container at once.

By using this product, user or buyer accepts the following Conditions, Disclaimer of Warranties and Limitations of Liability.

**CONDITIONS:** The directions for use of this product are believed to be adequate and must be followed carefully. However, it is impossible to eliminate all risks associated with the use of this product. Crop injury, ineffectiveness or other unintended consequences may result because of such factors as weather conditions, presence of other materials, or the manner of use or application, all of which are beyond the control of Bayer CropScience. All such risks shall be assumed by the user or buyer.

**DISCLAIMER OF WARRANTIES:** TO THE EXTENT CONSISTENT WITH APPLICABLE LAW, BAYER CROPSCIENCE MAKES NO OTHER WARRANTIES, EXPRESS OR IMPLIED, OF MERCHANTABILITY OR OF FITNESS FOR A PARTICULAR PURPOSE OR OTHERWISE, THAT EXTEND BEYOND THE STATEMENTS MADE ON THIS LABEL. No agent of Bayer CropScience is authorized to make any warranties beyond those contained herein or to modify the warranties contained herein. TO THE EXTENT CONSISTENT WITH APPLICABLE LAW, BAYER CROPSCIENCE DISCLAIMS ANY LIABILITY WHATSOEVER FOR SPECIAL, INCIDENTAL OR CONSEQUENTIAL DAMAGES RESULTING FROM THE USE OR HANDLING OF THIS PRODUCT.

**LIMITATIONS OF LIABILITY:** TO THE EXTENT CONSISTENT WITH APPLICABLE LAW, THE EXCLUSIVE REMEDY OF THE USER OR BUYER FOR ANY AND ALL LOSSES, INJURIES OR DAMAGES RESULTING FROM THE USE OR HANDLING OF THIS PRODUCT, WHETHER IN CONTRACT, WARRANTY, TORT, NEGLIGENCE, STRICT LIABILITY OR OTHERWISE, SHALL NOT EXCEED THE PURCHASE PRICE PAID, OR AT BAYER CROPSCIENCE'S ELECTION, THE REPLACEMENT OF PRODUCT.

**Net Contents: 2.5 Gallons, 270 Gallons & Bulk**

Liberty, LibertyLink, Rely, and the LibertyLink design are registered trademarks and Laudis is a trademark of Bayer CropScience.

Impact is registered trademarks of Amvac Chemical Company.

Guardman Max, Poast, Prowl, Pursuit, and Status are registered trademarks and Distinct and Raptor are trademarks of BASF Corporation.

Firstrate, Surflan, Goal, and Hornet are registered trademarks and Pendimax is a trademark of Dow AgroSciences.

Assure, Classic, Direx, Harmony, Karmex, Staple, Synchrony, Sinbar, and Vitron are registered trademarks of E. I. DuPont de Nemours Company.

Aim is a trademark of FMC.

Cotoran is a registered trademark of Makhteshim Agan North America.

Permit and Yukon are registered trademarks of Monsanto.

Camix, Caparol, Dual Magnum, Flexstar, Fusilade, Fusion, Lexar, Lumax, Reflex, Solicam, Princep, and Spirit are registered trademarks and Callisto and NorthStar, are trademarks of Syngenta Group Company.

Cobra, Resource, Chateau, and Select are registered trademarks and Phoenix and Select Max are trademarks of Valent U.S.A. Company.


Ultra Blazer is a registered trademark of United Phosphorus, Inc.

Produced for



Bayer CropScience

**Bayer CropScience LP**  
P.O. Box 12014, 2 T.W. Alexander Drive  
Research Triangle Park, North Carolina 27709  
1-866-99BAYER (1-866-992-2937)



Liberty 280 SL Herbicide (Master) 04/14/2011, Notification 10/04/2011