

264-784

10.23.2008

1/24



UNITED STATES ENVIRONMENTAL PROTECTION AGENCY
WASHINGTON, D.C. 20460

OFFICE OF
PREVENTION, PESTICIDES AND
TOXIC SUBSTANCES

Dr. Sherry Movassaghi, Ph. D.
Product Registration
Bayer Environmental Science
2T Alexander Drive
Research Triangle Park, NC 27709

OCT 23 2008

SUBJECT: Application for Pesticide Notification (PRN 98-10)
Request Add Pests
EPA Reg. No. 264-784
Application Dated September 16 2008

Dear Registrant:

The Agency is in receipt of your Application for Pesticide Notification under Pesticide Registration Notice (PRN) 98-10 dated 09/16/08 for the above product. The Registration Division (RD) has conducted a review of this request for its applicability under PRN 98-10 and finds that the action(s) requested fall within the scope of PRN 98-10. The label submitted with the application has been stamped "Notification" and will be placed in our records.

If you have any questions, please call me directly at 703-305-6249 or Owen F. Beeder of my staff at 703-308-8899.

Sincerely,

A handwritten signature in black ink, appearing to read "Linda Arrington".

Linda Arrington
Notifications & Minor Formulations Team Leader
Registration Division (7505P)
Office of Pesticide Programs



United States
Environmental Protection Agency
 Washington, DC 20460

<input type="checkbox"/>	Registration
<input type="checkbox"/>	Amendment
<input checked="" type="checkbox"/>	Other

OPP Identifier Number

Application for Pesticide - Section I

1. Company/Product Number EPA Reg. No. 264-784	2. EPA Product Manager George LaRocca	3. Proposed Classification <input type="checkbox"/> None <input type="checkbox"/> Restricted
4. Company/Product (Name) Renounce® 20 WP	PM# Team 13	
5. Name and Address of Applicant (Include ZIP Code) Bayer CropScience P.O. Box 12014, 2 T.W. Alexander Drive Research Triangle Park, NC 27709 <input type="checkbox"/> Check if this is a new address	6. Expedited Review. In accordance with FIFRA Section 3(c)(3)(b)(i), my product is similar or identical in composition and labeling to: EPA Reg. No. NOTIFICATION Product Name OCT 23 2008	

Section - II

<input type="checkbox"/> Amendment - Explain below.	<input type="checkbox"/> Final printed labels in response to Agency letter dated _____
<input type="checkbox"/> Resubmission in response to Agency letter dated _____	<input type="checkbox"/> "Me Too" Application.
<input checked="" type="checkbox"/> Notification - Explain below.	<input type="checkbox"/> Other - Explain below.

Explanation: Use additional page(s) if necessary. (For section I and Section II.)

REG FEE: No Fee. Notification to add pest to the label

CONTACT: Sherry Movassaghi, sherry.movassaghi@bayercropscience.com

Section - III

1. Material This Product Will Be Packaged In:				2. Type of Container	
Child-Resistant Packaging <input type="checkbox"/> Yes <input type="checkbox"/> No	Unit Packaging <input type="checkbox"/> Yes <input type="checkbox"/> No	Water Soluble Packaging <input type="checkbox"/> Yes <input type="checkbox"/> No	If "Yes" Unit Packaging wgt. No. per container		<input type="checkbox"/> Metal <input type="checkbox"/> Plastic <input type="checkbox"/> Glass <input type="checkbox"/> Paper <input type="checkbox"/> Other (Specify) _____
* Certification must be submitted		If "Yes" Package wgt. No. per container			
3. Location of Net Contents Information <input type="checkbox"/> Label <input type="checkbox"/> Container		4. Size(s) Retail Container		5. Location of Label Directions <input type="checkbox"/>	
6. Manner in Which Label is Affixed to Product <input type="checkbox"/> Lithograph <input type="checkbox"/> Paper glued <input type="checkbox"/> Stenciled			<input type="checkbox"/> Other _____		

Section - IV

1. Contact Point (Complete items directly below for identification of individual to be contacted, if necessary, to process this application.)		
Name Sherry Movassaghi, Ph.D.	Title Product Registration Manager, Insecticides	Telephone No. (Include Area Code) (919) 549-2156
Certification I certify that the statements I have made on this form and all attachments thereto are true, accurate and complete. I acknowledge that any knowingly false or misleading statement may be punishable by fine or imprisonment or both under applicable law.		6. Date Application Received (Stamped)
2. Signature <i>Sherry Movassaghi</i>	3. Title Product Registration Manager, Insecticides	
4. Typed Name Sherry Movassaghi, Ph. D.	5. Date September 16, 2008	

RESTRICTED USE PESTICIDE

Due to Toxicity to Fish and Aquatic Organisms

For retail sale to and use only by Certified Applicators or persons under their direct supervision and only for those uses covered by the Certified Applicator's certification.

GROUP

3

INSECTICIDE

RENOUNCE® 20WP Insecticide NOTIFICATION

For control of certain insects on listed field crops, vegetables, and tree and vine crops. **OCT 23 2008**

ACTIVE INGREDIENT:

Cyfluthrin, Cyano(4-fluoro-3-phenoxyphenyl)methyl-3-(2,2-dichloroethenyl)-2,2-dimethyl-cyclopropanecarboxylate. 20%

INERT INGREDIENTS: 80%

100%

EPA Reg. No. 264-784

EPA Est. No.

STOP - Read the label before use KEEP OUT OF REACH OF CHILDREN CAUTION

Si usted no entiende la etiqueta, busque a alguien para que se la explique a usted en detalle.
(If you do not understand the label, find someone to explain it to you in detail.)

For **MEDICAL** And **TRANSPORTATION** Emergencies **ONLY** Call 24 Hours A Day 1-800-334-7577
For **PRODUCT USE** Information Call 1-866-99BAYER (1-866-992-2937)

FIRST AID

IF IN EYES:	<ul style="list-style-type: none"> Hold eye open and rinse slowly and gently with water for 15 to 20 minutes. Remove contact lenses, if present, after the first 5 minutes, then continue rinsing eye. Call a poison control center or doctor for treatment advice.
IF SWALLOWED:	<ul style="list-style-type: none"> Call a poison control center or doctor immediately for treatment advice. Have person sip a glass of water if able to swallow. Do not induce vomiting unless told to do so by a poison control center or doctor. Do not give anything by mouth to an unconscious person.
IF ON SKIN OR CLOTHING:	<ul style="list-style-type: none"> Take off contaminated clothing. Rinse skin immediately with plenty of water for 15 to 20 minutes. Call a poison control center or doctor for treatment advice.
IF INHALED:	<ul style="list-style-type: none"> Move person to fresh air. If person is not breathing, call 911 or an ambulance, then give artificial respiration, preferably mouth-to-mouth if possible. Call a poison control center or doctor for further treatment advice.

In case of emergency call toll free the Bayer CropScience Emergency Response Telephone No. 1-800-334-7577.
Have a product container or label with you when calling a poison control center or doctor, or going for treatment.

Note To Physician: ANTIDOTE - No specific antidote is available. Treat symptomatically. Published data indicate Vitamin E acetate can prevent and/or mitigate symptoms of paresthesia (skin irritation) caused by synthetic pyrethroids. Vomiting may cause aspiration pneumonia. In case of poisoning, it is requested that you also notify Bayer CropScience.

PRECAUTIONARY STATEMENTS

HAZARDS TO HUMANS AND DOMESTIC ANIMALS

CAUTION

Harmful if swallowed, absorbed through the skin or inhaled. Causes moderate eye irritation. Avoid breathing dust. Avoid contact with skin, eyes or clothing.

PERSONAL PROTECTIVE EQUIPMENT (PPE):

APPLICATORS AND OTHER HANDLERS MUST WEAR:

- Long-sleeved shirt and long pants
- Chemical resistant gloves (such as nitrile, butyl, neoprene, and/or barrier laminate). If you want more options, follow the instructions for category A on an EPA chemical-resistance category selection chart.
- Shoes plus socks

Follow manufacturer's instructions for cleaning/maintaining PPE. If no such instructions for washables, use detergent and hot water. Keep and wash PPE separately from other laundry.

ENGINEERING CONTROLS STATEMENTS:

When handlers use closed systems, enclosed cabs, or aircraft in a manner that meets the requirements listed in the Worker Protection Standard (WPS) for agricultural pesticides [40 CFR 170.240(d)(4-6)], the handler PPE requirements may be reduced or modified as specified in the WPS.

User Safety Recommendations

User should:

- Wash hands before eating, drinking, chewing gum, using tobacco or using the toilet.
- Remove clothing immediately if pesticide gets inside. Then wash thoroughly and put on clean clothing.
- Remove PPE immediately after handling this product. Wash the outside of gloves before removing. As soon as possible, wash thoroughly and change into clean clothing.

ENVIRONMENTAL HAZARDS

This pesticide is extremely toxic to fish and aquatic invertebrates. **For terrestrial uses:** Do not apply directly to water, to areas where surface water is present or to intertidal areas below the mean high water mark. Do not apply when weather conditions favor drift from treated areas. Drift and runoff from treated areas may be hazardous to aquatic organisms in neighboring areas. Do not contaminate water when disposing of equipment washwater or rinseate.

This product is highly toxic to bees exposed to direct treatment or residues on blooming crops or weeds. Do not apply this product or allow it to drift to blooming crops or weeds if bees are visiting the treatment area. Additional information may be obtained by consulting your Cooperative Extension Service.

OBSERVE THE FOLLOWING PRECAUTIONS WHEN SPRAYING IN THE VICINITY OF AQUATIC AREAS SUCH AS LAKES; RESERVOIRS; RIVERS; PERMANENT STREAMS, MARSHES OR NATURAL PONDS; ESTUARIES AND COMMERCIAL FISH FARM PONDS.

SPRAY DRIFT REDUCTION MANAGEMENT

Do not apply when wind speed favors drift beyond the area intended for treatment. The interaction of many equipment and weather related factors determine the potential for spray drift. The applicator is responsible for considering all of these factors when making application decisions. Avoiding spray drift is the responsibility of the applicator.

Buffer Zone Requirements:

Ground, Foliar Applications: Do not apply by ground within 25 feet of lakes; reservoirs; rivers; permanent streams, marshes or natural ponds; estuaries and commercial fish farm ponds.

Aerial Applications: Do not apply by air within 150 feet of lakes; reservoirs; rivers; permanent streams, marshes or natural ponds; estuaries and commercial fish farm ponds. The spray boom should be mounted on the aircraft so as to minimize drift caused by wing tip vortices. The minimum practical boom length should be used, and must not exceed 75% of the wingspan or rotor diameter. Do not apply as Ultra-Low Volume (ULV).

Importance of Droplet Size: An important factor influencing drift is droplet size. Small droplets (<150 to 200 microns) drift to a greater extent than large droplets. Within typical equipment specifications, applications should be made to deliver the largest droplet spectrum that provides sufficient control and coverage. Formation of very small droplets may be minimized by appropriate nozzle selection, by orienting nozzles away from the air stream as much as possible and by avoiding excessive spray boom pressure. Spray should be released at the lowest possible height consistent with good pest control and flight safety. Applications more than 10 feet above the crop canopy should be avoided.

Low humidity and high temperatures increase the evaporation rate of spray droplets and therefore the likelihood of spray drift to aquatic areas. Avoid spraying during conditions of low humidity and/or high temperature.

Wind Speed Restrictions: Drift potential increases at wind speeds of less than 3 mph (due to inversion potential) or more than 10 mph. However, many factors, including droplet size, canopy and equipment specifications determine drift potential at any given wind speed.

Do not apply when winds are greater than 15 mph and avoid gusty and windless conditions. Avoiding applications when wind direction is toward the aquatic area can reduce risk of exposure to sensitive aquatic areas.

Restrictions During Temperature Inversions: Do not make aerial or ground applications during temperature inversions. Drift potential is high during temperature inversions. Temperature inversions restrict vertical air mixing, which causes small, suspended droplets to remain close to the ground and move laterally in a concentrated cloud. Temperature inversions are characterized by increasing temperature with altitude and are common on nights with limited cloud cover and light to no wind. They begin to form as the sun sets and often continue into the morning. Their presence can be indicated by ground fog. However, if fog is not present, the movement of smoke from a ground source can also identify inversions. Smoke that layers and moves laterally in a concentrated cloud (under low wind conditions) indicates an inversion, while smoke that moves upward and rapidly dissipates indicates good vertical mixing.

Airblast (Air Assist) Specific Recommendations: Airblast sprayers carry droplets into the canopy of trees/vines via a radially, or laterally directed air stream. The following drift management practices should be followed:

- Adjust deflectors and aiming devices so that spray is only directed into the canopy;
- Block off upward pointed nozzles when there is no overhanging canopy;
- Use enough air volume to penetrate the canopy and provide good coverage;
- Do not allow the spray to go beyond the edge of the cultivated area (i.e., turn off sprayer when turning at end rows);
- For applications to the outside rows, only spray inward, toward the orchard/grove.

RUNOFF MANAGEMENT

Do not cultivate within 10 feet of the aquatic areas to allow growth of a vegetative filter strip. When used on erodible soils, best management practices for minimizing runoff should be employed. Consult your local Soil Conservation Service for recommendations in your use area. Do not apply if soil is saturated with water or under conditions that favor runoff. Do not apply in the rain.

INSECT RESISTANCE STATEMENT

Some insects are known to develop resistance to products used repeatedly for control. Because the development of resistance cannot be predicted, the use of this product should conform to resistance management strategies established for the use area. Consult your local or State agricultural authorities for details. If resistance to this product develops in your area, this product alone may not continue to provide adequate control of resistant pests. If poor performance cannot be attributed to improper application or rate, extreme weather conditions, etc., a resistant strain of insect may be present. If you experience difficulty with control and resistance is a reasonable cause, immediately consult your local Bayer CropScience representative, agricultural advisor or Cooperative Extension Service agent for the best alternative method of control in your area and insect resistance management strategies in your area.

DIRECTIONS FOR USE

Restricted Use Pesticide

It is a violation of Federal law to use this product in a manner inconsistent with its labeling.

Do not apply this product in a way that will contact workers or other persons, either directly or through drift. Only protected handlers may be in the area during application. For any requirements specific to your State or Tribe, consult the agency responsible for pesticide regulation.

AGRICULTURAL USE REQUIREMENTS

Use this product only in accordance with its labeling and with the Worker Protection Standard, 40 CFR part 170. This Standard contains requirements for the protection of agricultural workers on farms, forests, nurseries, and greenhouses, and handlers of agricultural pesticides. It contains requirements for training, decontamination, notification, and emergency assistance. It also contains specific instructions and exceptions pertaining to the statements on this label about personal protective equipment (PPE), and restricted-entry interval (REI). The requirements in this box only apply to uses of this product that are covered by the Worker Protection Standard.

Do not enter or allow worker entry into treated areas during the REI of 12 hours.

PPE required for early entry to treated areas that is permitted under the Worker Protection Standard and that involves contact with anything that has been treated, such as plants, soil, or water, is:

- Coveralls
- Chemical resistant gloves (such as nitrile, butyl, neoprene, and/or barrier laminate)
- Shoes plus socks

STORAGE AND DISPOSAL

Do not contaminate water, food or feed by storage or disposal.

PESTICIDE STORAGE: Store in a cool, dry place and away from open flame and extreme heat. Store in such a manner as to prevent cross contamination with other pesticides, fertilizers, food, and feed. Store in original container and out of the reach of children, preferably in a locked storage area.

Handle and open case and poly-bag container in a manner as to prevent spillage. Do not attempt to open PVA packets. If the container is leaking or material spilled for any reason or cause, carefully sweep material into a pile. Refer to Precautionary Statements on label for hazards associated with the handling of this material. Do not walk through spilled material. Dispose of as directed for pesticides above. In spill or leak incidents, keep unauthorized people away. You may contact the Bayer CropScience Emergency Response Team for decontamination procedures or any other assistance that may be necessary. The Bayer CropScience Emergency Response Telephone No. is 1-800-334-7577.

PESTICIDE DISPOSAL: Wastes resulting from the use of this product may be disposed of on-site or at an approved waste disposal facility.

CONTAINER DISPOSAL: Non-refillable container. Do not reuse or refill this container. Triple rinse container (or equivalent) promptly after emptying. Triple rinse as follows: Empty the remaining contents into application equipment or a mix tank. Fill the container ¼ full with water and recap. Shake for 10 seconds. Pour rinsate into application equipment or a mix tank or store rinsate for later use or disposal. Drain for 10 seconds after the flow begins to drip. Repeat this procedure two more times. Offer for recycling, if available or reconditioning, or dispose of in a sanitary landfill or, incineration or, if allowed by state and local authorities, by burning. If burned, stay out of smoke.

RENOUNCE® 20WP may be used for control of a broad spectrum of insect pests by contact and ingestion. Because of this contact activity, good spray coverage of the crop is needed for the highest level of control.

PACKAGE HANDLING

RENOUNCE is packaged in 4.0 ounce Poly-Vinyl Acetate (PVA) packets. PVA packets are designed to dissolve in water and allow the contents to mix. These PVA packets represent a closed-handling system and must not be opened prior to adding to water in spray tank. Do not allow packets to become wet prior to adding to the spray tank. Do not handle with wet hands. Reseal outer bag to protect remaining packets from moisture.

MIXING: The enclosed packets containing RENOUNCE are water-soluble. To prepare the spray mixture, drop the required number of unopened packets into the spray tank while filling with water to the desired level. Operate the agitator while mixing. Depending on the water temperature and the degree of agitation, the packets should be completely dissolved within approximately 5 minutes from the time they were added to the water.

COMPATIBILITY / ORDER-OF-MIXING

RENOUNCE is physically and biologically compatible with many registered pesticides and fertilizers and micronutrients. Do not use PVA packets in a tank-mix with products that contain boron or release free chlorine. The resultant reaction of PVA and boron or free chlorine is a plastic that is not soluble in water or solvents. When considering mixing RENOUNCE with other pesticides, or with liquid fertilizer, first contact your supplier. For further information, contact your local Bayer CropScience representative. If your supplier and Bayer CropScience representative have no experience with the combination you are considering, you should conduct a test to determine physical compatibility. To determine physical compatibility, pour the recommended proportions of each chemical with the same proportion of water as will be present in the chemical supply tank into a suitable container, mix thoroughly and allow to stand for five minutes. If the combination remains mixed, or can be re-mixed readily, the mixture is considered physically compatible.

The proper mixing procedure for RENOUNCE alone or in tank-mix combinations with other pesticides is:

- 1) Fill the spray tank 1/4 to 1/3 full with clean water;
- 2) While recirculating and with the agitator running, add the required number of unopened RENOUNCE packets;
- 3) Allow enough time for thorough mixing. Depending on water temperature the packets should completely dissolve in 5 to 10 minutes;
- 4) Continue to fill spray tank with water until 1/2 full;
- 5) If applicable, add remaining tank mix components in the following order: wettable powders (WP) or wettable granules (WG), flowables (FL or SC), and emulsifiable concentrates (EC). Ensure good agitation as each component is added. Do not add a tank mix component until the previous component is thoroughly mixed;
- 6) Fill spray tank to desired level and maintain constant agitation to ensure uniformity of spray mixture.

APPLICATION RECOMMENDATIONS

Not for Use in Greenhouses

Unless specified otherwise in the crop-specific recommended application section, RENOUNCE may be applied by the following methods:

Foliar Application

Foliar applications may be made using properly calibrated ground sprayers, fixed- or rotary-winged aircraft or through properly designed, sprinkler-type, chemigation equipment. See Chemigation Application directions below. Thorough and uniform coverage of plants, with direct contact of the spray mixture to the target pests, is required for satisfactory control.

Avoid application procedures where thorough coverage of plant is not possible. Applications made with less than thorough coverage may result in slower activity and/or less overall control from a single application than an application made with higher water volumes. See general, Spray Drift Reduction Management, section below for application guidelines on all application methods.

Ground applications should be made in a minimum of **10 gallons/A** unless specified otherwise in crop-specific recommended application section.

Aerial applications should be made in a minimum of **2 gallons/A** unless specified otherwise in crop-specific recommended application section, however 5 gallons/A are recommended. See crop specific gallonage requirements. Do not apply as Ultra-Low Volume (ULV). Aerial applications made to dense canopies may not provide sufficient coverage of lower leaves or interior plant portions to provide pest control. Higher labeled rates of RENOUNCE may be necessary for aerial applications.

Chemigation Application

Applications should be made as concentrated as possible. For best results, apply at 100% input/travel speed for center pivots, or 0.10 inch (2,716 gallons) up to 0.15 inch (4,073 gallons) of water/A for other systems. Higher labeled rates of RENOUNCE may be necessary for chemigation applications.

Types of Irrigation Systems: RENOUNCE may be applied through sprinkler type irrigation systems. These types include; center pivot, lateral move, or solid set irrigation systems. Do not apply RENOUNCE through any other type of irrigation system.

Injection for Chemigation: Inject the specified dosage of RENOUNCE into the irrigation main, water stream: (1) after the filtration system; (2) through a constant flow, metering device; (3) into the center of the main line flow via a pitot tube or equivalent; (4) at a point ahead of at least one, right-angle turn in main stream flow such that thorough mixing with the irrigation water is ensured.

Uniform Water Distribution and System Calibration: The irrigation system must provide uniform distribution of RENOUNCE treated water. Crop injury, lack of effectiveness, or illegal pesticide residues in or on the crop can result from non-uniform distribution. The system must be calibrated to uniformly distribute the rates specified for chemigation application to specific crops. If you have questions about calibration, contact your local Bayer CropScience representative, Cooperative Extension Service agent, equipment manufacturers, or other experts.

Chemigation Monitoring: A person knowledgeable of the chemigation system and responsible for its operation, or under the supervision of the responsible person, shall shut the system down and make necessary adjustments should the need arise.

Required Injection and Sprinkler System Safety Devices: The system must contain a functional check valve, vacuum relief valve, and low-pressure drain, appropriately located on the irrigation pipeline to prevent water source contamination from back-flow. The pesticide injection pipeline must contain a functional, automatic, quick-closing check valve to prevent the flow of fluid back toward the injection. The pesticide injection pipeline must also contain a functional, normally closed, solenoid-operated valve located on the intake side of the injection pump and connected to the system interlock to prevent fluid from being withdrawn from the supply tank when the irrigation system is either automatically or manually shut down. The system must contain functional interlocking controls to automatically shut off the pesticide injection pump when the water pump motor/engine stops, or in cases where there is no water pump, when water pressure decreases to the point where pesticide distribution is adversely affected. Injection systems must use a metering pump or equivalent, such as a positive displacement injection pump (e.g., diaphragm pump, venturi injection) effectively designed and constructed of materials that are compatible with pesticides and capable of being fitted with a system interlock.

Using Water from Public Water Systems: Public water system means a system for the provision to the public of piped water for human consumption if such system has at least 15 service connections or regularly serves an average of at least 25 individuals daily at least 60 days out of the year. Chemigation systems connected to public water systems must contain a functional, reduced-pressure zone, back flow preventer (RPZ) or the functional equivalent in the water supply line upstream from the point of pesticide introduction. As an option to the RPZ, the water from the public water system should be discharged into a reservoir tank prior to pesticide introduction. There shall be a complete physical break (air gap) between the outlet end of the fill pipe and to top or overflow rim of the reservoir tank of at least twice the inside diameter of the fill pipe. The pesticide injection pipeline must contain a functional automatic quick-closing check valve to prevent the flow of fluid back toward the injection. The pesticide injection pipeline must contain a functional normally closed solenoid-operated valve located on the intake side of the injection pump and connected to the system interlock to prevent fluid from being withdrawn from the supply tank when the irrigation system is either automatically or manually shut down. The system must contain functional interlocking controls to automatically shut off the pesticide injection pump when the water pump motor stops or in cases where there is no water pump, when the water pressure decreases to the point where pesticide distribution is adversely affected. Systems must use a metering pump such as a positive displacement injection pump (e.g. diaphragm pump) effectively designed and constructed of materials that are compatible with pesticides and capable of being fitted with a system interlock.

Chemical Supply Tank Dilution and Agitation: For injection of RENOUNCE use a chemical supply tank for pre-mixing RENOUNCE with water before injecting mixture into the irrigation line. Dilution ratio should be at least 0.5 gal. water to 1 lbs RENOUNCE. It is necessary to provide constant mechanical or hydraulic agitation to maintain RENOUNCE in suspension in the chemical supply tank during the entire period of application. Determine the required amounts of RENOUNCE and water to mix in the tank. The amount of RENOUNCE needed equals the number of ounces of RENOUNCE to be applied per acre multiplied by the number of acres to be chemigated. The amount of suspension/mixture needed equals the gallons of suspension delivered per hour by the injection pump, multiplied by the number of hours chemigation will take place.

Cleaning the Chemical Injection System: In order to apply pesticides accurately, the chemical injection system must be kept clean; free from chemical or fertilizer residues and sediments. Refer to your owner's manual or ask your equipment supplier for the cleaning procedure for your injection system.

Flushing the Irrigation System: At the end of the application period, allow time to flush the pesticide through all nozzles before turning off irrigation water. To ensure the lines are flushed and free of pesticides, a dye indicator may be injected into the lines to mark the end of the application period.

Center-Pivot and Automatic-Move Linear Systems: Inject the specified dosage per acre continuously for one complete revolution (center pivot) or move of the system. The system should be run at maximum speed. It is recommended that nozzles in the immediate area of control panels, chemical supply tanks, pumps and system safety devices are plugged to prevent chemical contamination of these areas. The use of END GUNS is NOT recommended. End guns that provide uneven distribution of treated water can result in less effectiveness or illegal pesticide residues in or on the crop.

Solid Set and Manually Controlled Linear Systems: Injection should be during the last 30 to 60 minutes of a regular irrigation period or as a separate 30 to 60 minute application not associated with a regular irrigation.

CROP ROTATION STATEMENT

Treated areas may be replanted with any crop as soon as practical after last application.

MAXIMUM USAGE WHEN APPLYING BOTH CYFLUTHRIN AND BETA-CYFLUTHRIN PRODUCTS TO THE SAME CROP WITHIN THE SAME SEASON:

Do not apply more than the maximum seasonal total for each product when used alone, and do not apply more than the combined maximum seasonal total for both products as outlined in the table below.

Crop	Maximum Seasonal Total for Either Product Used Alone (pounds active ingredient/acre)		Maximum Seasonal Total When Applying Both Products to the Same Crop (pounds active ingredient/acre)
	beta-cyfluthrin*	cyfluthrin**	beta-cyfluthrin* Plus cyfluthrin**
Alfalfa	0.1	0.2	0.2
Grasses	0.089	0.176	0.176
Brassica (Cole) Leafy Vegetables, CG 5	0.1	0.2	0.2
Cucurbits, CG 9	0.088	0.175	0.175
Fruiting vegetables, CG 8	0.132	0.263	0.263
Leafy vegetables, CG 4	0.1	0.2	0.2
Dried Shelled Legume Vegetables, CSG 6C	0.05	0.1	0.1
Pea, Southern	0.083	0.165	0.165
Potato, and other tuberous and corm vegetables, CSG 1C	0.132	0.263	0.263
Root vegetables (except sugarbeet), CSG 1B	0.11	0.22	0.22
Sweet corn	0.22	0.44	0.44
Citrus, CG 10	0.05	0.1	0.1
Grape	0.1	0.2	0.2
Hop	0.125	0.25	0.25
Pome fruit, CG 11	0.022	0.044	0.044
Stone fruit, CG 12	0.044	0.088	0.088
Tree nut crops, CG 14	0.022	0.044	0.044

*BAYTHROID XL

**Any cyfluthrin product approved for crop use.

FIELD CROPS

RECOMMENDED APPLICATIONS – RENOUNCE® 20WP Insecticide

For all crops, apply specific dosage of RENOUNCE at early threshold for target pest, as population begins to develop. Degree of control or suppression of additional labeled pests will be determined, in part by the stage of pest development at application and infestation level of those pests.

Application timing should be based on careful scouting and local economic thresholds. RENOUNCE may be applied before, during, or after planting Use the higher rates for moderate to heavy insect pressure. Lower rates are generally adequate for low to moderate insect pressure but require careful scouting and may require more frequent application.

RENOUNCE is a wettable powder formulation and is active by contact and ingestion. Thorough coverage is necessary for optimum performance.

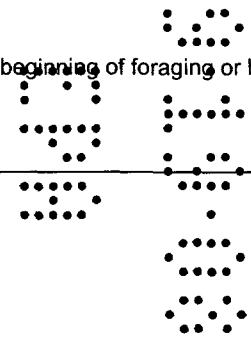
ALFALFA		
PESTS CONTROLLED	Rate ounces/Acre	Rate lb AI/Acre
Alfalfa looper Army cutworm Cutworms Green cloverworm Meadow spittlebug Potato leafhopper	1.0 – 2.0	0.013 – 0.025
Alfalfa caterpillar Alfalfa plant bug Alfalfa webworm Alfalfa weevil Armyworm (1 st and 2 nd instar) Aster leafhopper Beet armyworm (1 st and 2 nd instar) Corn earworm Corn rootworms (adult) Cucumber beetles (adult) Egyptian alfalfa weevil Fall armyworm (1 st and 2 nd instar) Grape colaspis (adult) Japanese beetle (adult) June beetle (adult) Loopers Lygus bug Mexican bean beetle Stink bugs Tarnished plant bug Threecornered alfalfa hopper Velvetbean caterpillar Yellowstriped armyworm (1 st and 2 nd instar)	2.0 – 3.5	0.025 – 0.044
Blotch leafminer Grasshoppers Western yellowstriped armyworm (1 st and 2 nd instar)	2.5 – 3.5	0.031 – 0.044
PESTS SUPPRESSED		
Blue pea aphid Cowpea aphid Pea aphid Whitefly (adult)	3.5	0.044
<p>Notes and Restrictions</p> <p>Pre-Harvest Interval (PHI) / Pre-Grazing Interval: 7 days.</p> <p>Maximum RENOUNCE allowed per cutting: 4.0 ounces/A (0.05 lb AI/Acre).</p> <p>Maximum RENOUNCE allowed per crop season: 16.0 ounces/A (0.2 lb AI/Acre).</p> <p>For applications to mixed-stands of ALFALFA with GRASSES intentionally grown for forage or hay, please see the section of this label entitled: GRASS – Pasture / Rangeland / Grass for Seed / Grass for Hay / Grass in mixed-stands with Alfalfa. Carefully observe the restrictions and use directions associated with both crops.</p> <p>Due to potential injury to bees, do not apply to alfalfa grown for seed.</p>		

GRASS		
Pasture / Rangeland / Grass for Seed / Grass for Hay / Grass in mixed-stands with Alfalfa		
PESTS CONTROLLED	Rate ounces/Acre	Rate lb AI/Acre
Armyworms (1 st and 2 nd instar)	2.0 – 2.5	0.025 – 0.03
Grass thrips Grasshoppers	3.2 – 3.5	0.040 – 0.044

Notes and Restrictions: Grass for Pasture, Rangeland and Grass for Seed
 Pre-Grazing Interval: **0 day** (minimum time between last application and beginning of foraging or seed harvest).
 Maximum RENOUNCE allowed per 5-day interval: **3.5 ounces/A (0.044 lb AI/Acre)**.
 Maximum RENOUNCE allowed per crop season: **14.1 ounces/A (0.176 lb AI/Acre)**.

Notes and Restrictions: Grass for Hay
 Pre-Harvest Interval (PHI): **0 day** (minimum time between last application and baling for harvest).
 Maximum RENOUNCE allowed per 5-day interval: **3.5 ounces/A (0.044 lb AI/Acre)**.
 Maximum RENOUNCE allowed per cutting: **14.1 ounces/A (0.176 lb AI/Acre)**.

Notes and Restrictions: Grass in mixed-stands with Alfalfa
 See additional PESTS CONTROLLED from ALFALFA section of Label.
 Pre-Harvest Interval (PHI) / Pre-Grazing Interval: **7 days** (minimum time between last application and beginning of foraging or baling).
 Maximum RENOUNCE allowed per cutting: **3.5 ounces/A (0.044 lb AI/Acre)**.
 Maximum RENOUNCE allowed per crop season: **14.1 ounces/A (0.176 lb AI/Acre)**.



VEGETABLE CROPS

RECOMMENDED APPLICATIONS – RENOUNCE @ 20WP Insecticide

For all crops, apply specific dosage of RENOUNCE at early threshold for target pest as population begins to develop. Degree of control or suppression of additional labeled pests will be determined, in part, by the stage of pest development at application and infestation level of those pests.

Application timing should be based on careful scouting and local economic thresholds. RENOUNCE may be applied before, during, or after planting. Use the higher rates for moderate to heavy insect pressure. Lower rates are adequate for low to moderate insect pressure but require careful scouting and may require more frequent application.

RENOUNCE is a wettable powder formulation and is active by contact and ingestion. Thorough coverage is necessary for optimum performance.

BRASSICA (COLE) LEAFY VEGETABLES

Includes all members of Crop Group 5 such as, but not limited to:

Broccoli, Broccoli raab (rapini), Brussels sprouts, Cabbage, Cauliflower, Cavalo broccolo, Chinese (gai lon) broccoli, Chinese (bok choy and napa) cabbage, Chinese mustard (gai choy) cabbage, Collards, Kale, Kohlrabi, Mizuna, Mustard greens, Mustard spinach, Rape greens, and Turnip greens.

PESTS CONTROLLED	Rate ounces/Acre	Rate lb AI/Acre
Cutworms Potato leafhopper Thrips	1.0 – 2.0	0.013 – 0.025
Alfalfa looper Cabbage looper Cabbage webworm Imported cabbageworm Southern cabbageworm	2.0 – 3.0	0.025 – 0.038
Armyworm (1 st and 2 nd instar) Beet armyworm (1 st and 2 nd instar) Cabbage flea beetle Corn earworm Diamondback moth (larvae)* Fall armyworm (1 st and 2 nd instar) Grasshoppers Japanese beetle (adult) Lygus bug Meadow spittlebug Southern armyworm (1 st and 2 nd instar) Stink bugs Tarnished plant bug* Vegetable weevil (adult) Yellowstriped armyworm (1 st and 2 nd instar)	3.0 – 4.0	0.038 – 0.05
PEST SUPPRESSED		
Whitefly (adult)*	4.0	0.05

Notes and Restrictions

Pre-Harvest Interval (PHI): **0 day.**

Maximum RENOUNCE allowed per 7-day interval: **4.0 ounces/A (0.05 lb AI/Acre).**

Maximum RENOUNCE allowed per crop season: **16.0 ounces/A (0.2 lb AI/Acre).**

For aerial applications, apply in a minimum of 5 GPA.

Due to potential injury to bees, do not apply to crops grown for seed.

*See INSECT RESISTANCE statement elsewhere on this label.

CUCURBITS (except crops grown for seed)		
Includes all members of Crop Group 9 such as, but not limited to: Balsam apple, Balsam pear, Bitter melon, Chayote, Chinese cucumber, Chinese waxgourd (Chinese preserving melon), Citron melon, Cucumber, Gherkin, Edible gourd (includes: hyotan, cucuzza, henchmia and Chinese okra), Muskmelon (includes: cantaloupe, true cantaloupe, casaba, crenshaw melon, golden pershaw melon, honeydew melon, honey balls, mango melon, Persian melon, pineapple melon, Santa Claus melon, and snake melon), Pumpkin, Summer squash (includes: crookneck squash, scallop squash, straightneck squash, vegetable marrow, and zucchini) Watermelon, Winter squash (includes: butternut squash, calabaza, hubbard squash, acorn squash and spaghetti squash)		
PESTS CONTROLLED	Rate ounces/Acre	Rate lb AI/Acre
Cutworms Potato leafhopper	1.0 – 2.0	0.013 – 0.025
Armyworm (1 st and 2 nd instar) Cabbage looper Corn earworm Grasshoppers Melonworm Pickleworm Rindworm Stink bugs	2.0 – 3.0	0.025 – 0.038
Cucumber beetles Lygus bug Tarnished plant bug * Tobacco budworm	3.0 – 3.5	0.038 – 0.044
PEST SUPPRESSED		
Whitefly (adult)	3.5	0.044
Notes and Restrictions Pre-Harvest Interval (PHI): 0 day . Maximum RENOUNCE allowed per 7-day interval: 3.5 ounces/A (0.044 lb AI/Acre) . Maximum RENOUNCE allowed per crop season: 14 ounces/A (0.175 lb AI/Acre) . * See INSECT RESISTANCE statement elsewhere on this label.		

FRUITING VEGETABLES		
Includes all members of Crop Group 8 such as, but not limited to: Eggplant, Groundcherry, Pepino, Pepper (includes: bell pepper, chili pepper, cooking pepper, pimento, sweet pepper), Tomatillo, and Tomato		
PESTS CONTROLLED	Rate ounces/Acre	Rate lb AI/Acre
Celery leaf-tier Colorado potato beetle * European corn borer Garden webworm Potato aphid Potato leafhopper Stink bugs Tomato fruitworm (corn earworm) Tomato hornworm	2.0 – 3.5	0.025 – 0.044
Beet armyworm (1 st and 2 nd instar) Cabbage looper Southern armyworm (1 st and 2 nd instar) Tarnished plant bug * Thrips (except <i>Thrips palmi</i>) Tomato pinworm Variegated cutworm Western yellowstriped armyworm (1 st and 2 nd instar)	2.6 – 3.5	0.033 – 0.044
Flea beetles Garden symphylan	3.5	0.044
PESTS SUPPRESSED		
Leafminers Pepper weevil Whitefly (adult)	3.5	0.044
<p>Notes and Restrictions</p> <p>Pre-Harvest Interval (PHI) for tomato: 0 day. PHI for all other fruiting vegetables included in this section: 7 days.</p> <p>Maximum RENOUNCE allowed per 7-day interval: 3.5 ounces/A (0.044 lb AI/Acre).</p> <p>Maximum RENOUNCE allowed per crop season: 21 ounces/A (0.263 lb AI/Acre).</p> <p>For reduction of damage caused by garden symphylan, apply specified dosage to the top of the planting beds prior to transplanting. Spray should cover the entire top of the beds. Thoroughly incorporate to a depth of approximately 4 to 6 inches. A maximum of 1 pre-transplant application is allowed per crop season.</p> <p>* See INSECT RESISTANCE statement elsewhere on this label.</p>		

LEAFY VEGETABLES		
Includes all members of Crop Group 4 such as, but not limited to: Amaranth (Chinese spinach), Arugula (rouquette), Cardoon, Celery, Chinese celery, Celtuce, Chervil, Chrysanthemum (edible-leaved and garland), Corn salad, Cress (garden and upland), Dandelion, Dock (sorrel), Endive (escarole), Florence fennel, Lettuce (head and leaf), New Zealand spinach, Orach, Parsley, Purslane (garden and winter), Radicchio (red chicory), Rhubarb, Spinach, Swiss chard, Vine spinach		
PESTS CONTROLLED	Rate ounces/Acre	Rate lb AI/Acre
Cutworms Potato leafhopper Thrips	1.0 – 2.0	0.013 – 0.025
Alfalfa looper Cabbage looper Green cloverworm Imported cabbageworm Saltmarsh caterpillar	2.0 – 3.0	0.025 – 0.038
Beet armyworm (1 st and 2 nd instar) Corn earworm Diamondback moth (larvae)* European corn borer Fall armyworm (1 st and 2 nd instar) Flea beetles Grasshoppers Japanese beetle (adult) Leafhoppers Lygus bug Meadow spittlebug Southern armyworm (1 st and 2 nd instar) Stink bugs Tarnished plant bug* Vegetable weevil (adult) Yellowstriped armyworm (1 st and 2 nd instar)	3.0 – 4.0	0.038 – 0.05
PEST SUPPRESSED		
Whitefly (adult)	4.0	0.05
Notes and Restrictions Pre-Harvest Interval (PHI): 0 day . Maximum RENOUNCE allowed per 7-day interval: 4 ounces/A (0.05 lb AI/Acre) . Maximum RENOUNCE allowed per crop season: 16.0 ounces/A (0.2 lb AI/Acre) . For aerial applications, apply in a minimum of 5 GPA. Due to potential injury to bees, do not apply to crops grown for seed. *See INSECT RESISTANCE statement elsewhere on this label.		

DRIED SHELLLED LEGUME VEGETABLES

Includes all members of Crop Subgroup 6C such as, but not limited to:

Adzuki bean, Blackeyed pea, Broad bean, Catjang, Chickpea (Garbanzo bean), Cowpea, Crowder pea, Field bean, Field pea, Guar, Kidney bean, Lablab bean, Lentil, Dry Lima bean, Lupin (grain, sweet, white and white sweet), Moth bean, Mung bean, Navy bean, Pigeon pea, Pinto bean, Rice bean, Tepary bean, Urd bean

(Southern pea included in separate section.)

PESTS CONTROLLED	Rate ounces/Acre	Rate lb AI/Acre
Cutworms Potato leafhopper	1.0 – 2.0	0.013 – 0.025
Cowpea curculio* Stink bugs Tarnished plant bug*	2.0 – 3.0	0.025 – 0.038
Bean leaf beetle Bean leaf webber Beet armyworm (1 st and 2 nd instar) Blister beetle Cabbage looper Corn earworm Cucumber beetle European corn borer Fall armyworm (1 st and 2 nd instar) Grasshoppers Green cloverworm Japanese beetle (adult) Lygus bug Mexican bean beetle Pea leaf weevil Pea weevil Saltmarsh caterpillar Silverspotted skipper Soybean looper* Threecornered alfalfa hopper Tobacco budworm* Velvetbean caterpillar Webworm Woollybear caterpillar Yellowstriped armyworm (1 st and 2 nd instar)	3.0 – 4.0	0.038 – 0.05
PEST SUPPRESSED		
Pea aphid	4.0	0.05

Notes and Restrictions

Pre-Harvest Interval (PHI): **7 days** (minimum time between final application and threshing for seed).

Maximum RENOUNCE allowed per 14-day interval: **4.0 ounces/A (0.05 lb AI/Acre)**.

Maximum RENOUNCE allowed per crop season: **8.0 ounces/A (0.1 lb AI/Acre)**.

For aerial applications, apply in a minimum of 5 GPA.


Do not feed treated vines or hay to livestock.


*See INSECT RESISTANCE statement elsewhere on this label.

PEA, SOUTHERN		
PESTS CONTROLLED	Rate ounces/Acre	Rate lb AI/Acre
Cutworms Potato leafhopper	1.0 – 2.0	0.013 – 0.025
Beet armyworm (1 st and 2 nd instar) Corn earworm Cowpea curculio Fall armyworm (1 st and 2 nd instar) Grasshoppers Lygus bug Southern armyworm (1 st and 2 nd instar) Stink bugs Tarnished plant bug* Thrips Yellowstriped armyworm (1 st and 2 nd instar)	2.0 – 2.6	0.025 – 0.033
Notes and Restrictions Pre-Harvest Interval (PHI): 3 days . Maximum RENOUNCE allowed per 5-day interval: 2.6 ounces/A (0.033 lb AI/Acre) . Maximum RENOUNCE allowed per crop season: 13.0 ounces/A (0.163 lb AI/Acre) . Due to potential injury to bees, do not apply to Southern peas grown for seed. Do not feed treated vines or hay to livestock. Do not apply to cowpeas or Southern pea varieties grown for livestock feed. *See INSECT RESISTANCE statement elsewhere on this label.		

POTATO AND OTHER TUBEROUS AND CORM VEGETABLES		
Includes all members of Crop Subgroup 1C such as, but not limited to: Arracacha, Arrowroot, Artichoke (Chinese and Jerusalem), Edible canna, Cassava (bitter and sweet), Chayote root, Chufa, Dasheen (taro), Ginger, Leren, Potato, Sweet potato, Tanier, True yam, Turmeric, Yam bean		
PESTS CONTROLLED	Rate ounces/Acre	Rate lb AI/Acre
Cutworms Potato leafhopper	1.0 – 2.0	0.013 – 0.025
Cabbage looper Colorado potato beetle* European corn borer Flea beetles Potato psyllid Potato tuberworm Sweetpotato weevil (adults) Tarnished plant bug*	2.0 – 3.5	0.025 – 0.044
PEST SUPPRESSED		
Aphids	3.5	0.044
Notes and Restrictions Pre-Harvest Interval (PHI): 0 day . If more than 7 ounces/Acre is applied, allow at least 14 days between the last application and grazing. Maximum RENOUNCE allowed per 5-day interval: 3.5 ounces/A (0.044 lb AI/Acre) . Maximum RENOUNCE allowed per crop season: 21.0 ounces/A (0.263 lb AI/Acre) . *See INSECT RESISTANCE statement elsewhere on this label.		

ROOT VEGETABLES (except sugar beet)		
Includes all members of Crop Subgroup 1B such as, but not limited to: Garden beet, Edible burdock, Carrot, Celeriac, Turnip-rooted chervil, Chicory, Ginseng, Horseradish, Turnip-rooted parsley, Parsnip, Radish, Oriental radish, Rutabaga, Salsify (black, Spanish, and oyster plant), Skirret, Turnip		
PESTS CONTROLLED	Rate ounces/Acre	Rate lb AI/Acre
Aster leafhopper Cutworms Flea Beetle Potato leafhopper	2.0 – 3.5	0.025 – 0.044
Carrot weevil	3.5	0.044
Notes and Restrictions Pre-Harvest Interval (PHI): 0 day . Maximum RENOUNCE allowed per 7-day interval: 3.5 ounces/A (0.044 lb AI/Acre) . Maximum RENOUNCE allowed per crop season: 17.5 ounces/A (0.22 lb AI/Acre) . Do not harvest radish tops (leaves) for human consumption. Due to potential injury to bees, do not apply to crops grown for seed.		



SWEET CORN – FOLIAR APPLICATIONS		
PESTS CONTROLLED	Rate ounces/Acre	Rate lb AI/Acre
Black cutworm Flea beetles Granulate cutworm Sand hill cutworm	1.0 – 2.0	0.013 – 0.025
Armyworm (1 st and 2 nd instar) Bean leaf beetle Cereal leaf beetle Chinch bug Click beetle (adult) Corn earworm Corn rootworms (adult) Corn silk fly European corn borer* Grape colaspis (adult) Japanese beetle (adult) June beetle (adult) Leafhoppers Masked chafer (adult) Southern armyworm (1 st and 2 nd instar) Southern corn leaf beetle Southwestern corn borer* Stalk borer* Stink bugs Webworm Western bean cutworm Yellowstriped armyworm (1 st and 2 nd instar)	2.0 – 3.5	0.025 – 0.044 
Grasshoppers	2.5 – 3.5	0.031 – 0.044
Fall armyworm (1 st and 2 nd instar)	3.5	0.044
Notes and Restrictions Pre-Harvest Interval (PHI): 0 day . Maximum RENOUNCE allowed per 2-day interval: 3.5 ounces/A (0.044 lb AI/Acre) . Maximum RENOUNCE allowed per crop season: 35.0 ounces/A (0.44 lb AI/Acre) . *Application must be made prior to larva boring into plant.		

TREE and VINE CROPS

RECOMMENDED APPLICATIONS – RENOUNCE @ 20WP Insecticide

For all crops, apply specific dosage of RENOUNCE at early threshold for target pest, as population begins to develop. Degree of control or suppression of additional labeled pests will be determined, in part by the stage of pest development at application and infestation level of those pests.

Recommended application rates within this label are based on full-size mature trees and vines. Application timing should be based on careful scouting and local economic thresholds. Use the higher rates for moderate to heavy insect pressure. Lower rates are generally adequate for smaller trees/vines or low to moderate insect pressure but require careful scouting and may require more frequent application.

RENOUNCE is a Wettable Powder formulation and is active by contact and ingestion. Thorough coverage of foliage and fruit is necessary for optimum performance.

CITRUS (California and Arizona, Only)

Includes all members of Crop Group 10 such as, but not limited to:

Calamondin, Citrus citron, Citrus hybrids (includes chironja, tangelo, and tangor), Grapefruit, Kumquat, Lemon, Lime, Mandarin (tangerine), Orange (sweet and sour), Pummelo, Satsuma mandarin, White sapote, and other cultivars and/or hybrids of these.

PESTS CONTROLLED	Rate ounces / Acre	Rate lb AI/Acre
Glassywinged sharpshooter	2.0 – 4.0	0.025 – 0.05
Asian citrus psyllid	3.0 – 4.0	0.038 – 0.05
Foliar feeding cutworms		
Fuller rose beetle (larvae and adults on foliage)		
Grasshoppers		
Root-weevil complex (larvae and adult on foliage)	8.0	0.1
Citrus thrips		
Katydid		


Notes and Restrictions

Pre-Harvest Interval (PHI): **0 day**.

Maximum RENOUNCE allowed per 7-day interval: **8.0 ounces/A (0.1 lb AI/Acre)**.


Maximum RENOUNCE allowed per crop season: **8.0 ounces/A (0.1 lb AI/Acre)**.

Minimum application volume (water): 25 GPA – ground, 25 GPA – aerial application.




GRAPE Raisin, Table, Wine grape, and Muscadine grape		
PESTS CONTROLLED	Rate ounces/Acre	Rate lb AI/Acre
Glassywinged sharpshooter Grape leaf skeletonizer Western grape leaf skeletonizer	2.0 – 4.0	0.025 – 0.05
Climbing cutworm Grape berry moth Grape bud beetle Grape cane gallmaker (adult) Grape flea beetle Grape leaffolder Grape leafhopper Grape leafroller Grape mealybug (crawlers) Omnivorous leafroller Orange tortrix Thrips Variegated leafhopper	3.0 – 4.0	0.038 – 0.05
Notes and Restrictions Pre-Harvest Interval (PHI): 3 days . Maximum RENOUNCE allowed per 14-day interval: 4.0 ounces/A (0.05 lb AI/Acre) . Maximum RENOUNCE allowed per crop season: 16.0 ounces/A (0.2 lb AI/Acre) . Minimum application volume (water): 50 GPA – ground, 25 GPA – aerial application.		


HOP		
PESTS CONTROLLED	Rate ounces/Acre	Rate lb AI/Acre
Hop aphid Hop flea beetle Hop looper Hop plant bug	4.0	0.05
Notes and Restrictions Pre-Harvest Interval (PHI): 7 days . Maximum RENOUNCE allowed per 14-day interval: 4.0 ounces/A (0.05 lb AI/Acre) . Maximum RENOUNCE allowed per crop season: 20.0 ounces/A (0.25 lb AI/Acre) . Minimum application volume (water): 25 GPA – ground, 25 GPA – aerial application.		



POME FRUIT		
Includes all members of Crop Group 11 such as, but not limited to: Apple, Crabapple, Loquat, Mayhaw, Pear, Oriental pear, Quince		
PESTS CONTROLLED	Rate ounces/Acre	Rate lb AI/Acre
Green fruitworm Potato leafhopper White apple leafhopper	1.8 – 2.5	0.023 – 0.031
Codling moth Oriental fruit moth Spotted tentiform leafminer Stink bugs Tarnished plant bug Western tentiform leafminer	2.5 – 3.0	0.031 – 0.038
Apple leafroller Apple maggot Ermine moth European apple sawfly Lesser appleworm Obliquebanded leafroller Pandemis leafroller Pear sawfly (larvae = pear slug) Periodical cicada Plum curculio Redbanded leafroller San Jose scale (crawlers) Tufted apple bud moth Variegated leafroller	3.0 – 3.5	0.038 – 0.044
Notes and Restrictions Pre-Harvest Interval (PHI): 7 days . Maximum RENOUNCE allowed per 14-day interval: 3.5 ounces/A (0.044 lb AI/Acre) . Maximum RENOUNCE allowed per crop season: 3.5 ounces/A (0.044 lb AI/Acre) . Minimum application volume (water): 100 GPA – ground application, 25 GPA – aerial application.		



STONE FRUIT		
Includes all members of Crop Group 12 such as, but not limited to: Apricot, Cherry (sweet and tart), Nectarine, Peach, Plum (includes Chickasaw, Damson, and Japanese), Plumcot, Prune (fresh and dried)		
PESTS CONTROLLED	Rate ounces/Acre	Rate lb AI/Acre
Green fruitworm Lesser peach tree borer White apple leafhopper	1.8 – 2.5	0.023 – 0.031
Codling moth Lygus bug Oriental fruit moth Stink bugs Tarnished plant bug	2.5 – 3.0	0.031 – 0.038
American plum borer Black cherry aphid Cherry fruit fly Obliquebanded leafroller Omnivorous leafroller Peach twig borer Periodical cicada Plum curculio Redbanded leafroller Western cherry fruit fly	3.0 – 3.5	0.038 – 0.044
Notes and Restrictions		
Pre-Harvest Interval (PHI): 7 days.		
Maximum RENOUNCE allowed per 14-day interval: 3.5 ounces/A (0.044 lb AI/Acre).		
Maximum RENOUNCE allowed per crop season: 7.2 ounces/A (0.088 lb AI/Acre).		
Minimum application volume (water): 50 GPA – ground application, 25 GPA – aerial application.		



TREE NUT CROPS		
<i>Includes all members of Crop Group 14 such as, but not limited to: Almond, Beech nut, Brazil nut, Butternut, Cashew, Chestnut, Chinquapin, Filbert, Hickory nut, Macadamia nut, Pecan, Pistachio, Walnut (black and English)</i>		
PESTS CONTROLLED	Rate ounces/Acre	Rate lb AI/Acre
Potato leafhopper White apple leafhopper	1.8 – 2.5	0.023 – 0.031
Ants (on foliage) Codling moth Common earwig Filbertworm Leaffooted bug Navel orangeworm Pecan nut casebearer Pecan weevil Stink bugs Tarnished plant bug Twolined spittlebug	2.5 – 3.0	0.031 – 0.038
Hickory shuckworm Obliquebanded leafroller Peach twig borer Walnut husk fly	3.0 – 3.5	0.038 – 0.044
Notes and Restrictions Pre-Harvest Interval (PHI): 14 days. Maximum RENOUNCE allowed per 14-day interval: 3.5 ounces/A (0.044 lb AI/Acre). Maximum RENOUNCE allowed per crop season: 3.6 ounces/A (0.044 lb AI/Acre). Minimum application volume (water): 100 GPA – ground application, 25 GPA – aerial application.		

RATE CONVERSION CHART

OUNCES OF PRODUCT PER ACRE	LB AI PER ACRE	ACRES PER 10 x 4.0 OUNCE PVA PACKETS	ACRES PER 20 LBS CASE
1.0	0.013	40	320
1.5	0.019	27	213
2.0	0.025	20	160
2.5	0.031	16	128
3.0	0.038	13	107
3.5	0.044	11	91
4.0	0.05	10	80
8.0	0.1	5	40

IMPORTANT: READ BEFORE USE

Read the entire Directions for Use, Conditions, Disclaimer of Warranties and Limitations of Liability before using this product. If terms are not acceptable, return the unopened product container at once.

By using this product, user or buyer accepts the following Conditions, Disclaimer of Warranties and Limitations of Liability.

CONDITIONS: The directions for use of this product are believed to be adequate and must be followed carefully. However, it is impossible to eliminate all risks associated with the use of this product. Crop injury, ineffectiveness or other unintended consequences may result because of such factors as weather conditions, presence of other materials, or the manner of use or application, all of which are beyond the control of Bayer CropScience. All such risks shall be assumed by the user or buyer.

DISCLAIMER OF WARRANTIES: TO THE EXTENT CONSISTENT WITH APPLICABLE LAW, BAYER CROPSCIENCE MAKES NO OTHER WARRANTIES, EXPRESS OR IMPLIED, OF MERCHANTABILITY OR OF FITNESS FOR A PARTICULAR PURPOSE OR OTHERWISE, THAT EXTEND BEYOND THE STATEMENTS MADE ON THIS LABEL. No agent of Bayer CropScience is authorized to make any warranties beyond those contained herein or to modify the warranties contained herein. TO THE EXTENT CONSISTENT WITH APPLICABLE LAW, BAYER CROPSCIENCE DISCLAIMS ANY LIABILITY WHATSOEVER FOR SPECIAL, INCIDENTAL OR CONSEQUENTIAL DAMAGES RESULTING FROM THE USE OR HANDLING OF THIS PRODUCT.

LIMITATIONS OF LIABILITY: TO THE EXTENT CONSISTENT WITH APPLICABLE LAW, THE EXCLUSIVE REMEDY OF THE USER OR BUYER FOR ANY AND ALL LOSSES, INJURIES OR DAMAGES RESULTING FROM THE USE OR HANDLING OF THIS PRODUCT, WHETHER IN CONTRACT, WARRANTY, TORT, NEGLIGENCE, STRICT LIABILITY OR OTHERWISE, SHALL NOT EXCEED THE PURCHASE PRICE PAID, OR AT BAYER CROPSCIENCE'S ELECTION, THE REPLACEMENT OF PRODUCT.

NET CONTENTS: 10 x 4.0 ounce PVA Packets / Re-closable Bag - 8 Re-closable Bags / 20 lb Case


Renounce is a registered trademark of Bayer.

PRODUCED FOR



Bayer CropScience

Bayer CropScience LP
P.O. Box 12014, 2 T.W. Alexander Drive
Research Triangle Park, North Carolina 27709
1-866-99BAYER (1-866-992-2937)



Renounce 20WP (MASTER) Approved 05/28/08, Notification 09/16/08