

264-731

9-30-2003

1/14

Please read instructions on reverse before completing form.

Form Approved, OMB No. 2070-0060. Approval expires 2-28-95

	United States <b>Environmental Protection Agency</b> Washington, DC 20460	<input type="checkbox"/> Registration <input type="checkbox"/> Amendment <input checked="" type="checkbox"/> Other	OPP Identifier Number
--	---	--	-----------------------

**Application for Pesticide - Section I**

1. Company/Product Number 264-731	2. EPA Product Manager Cynthia Giles-Parker	3. Proposed Classification <input type="checkbox"/> None <input checked="" type="checkbox"/> Restricted
4. Company/Product (Name) NEMACUR 3 Emulsifiable Systemic Insecticide-Nematicide	PM# 22	
5. Name and Address of Applicant (Include ZIP Code) BAYER CROPSCIENCE 2 T.W. ALEXANDER DRIVE RESEARCH TRIANGLE PARK, NC 27709 <input type="checkbox"/> Check if this is a new address		6. Expedited Review. In accordance with FIFRA Section 3(c)(3) (b)(i), my product is similar or identical in composition and labeling to: EPA Reg. No. _____  Product Name _____

**Section - II**

<input type="checkbox"/> Amendment - Explain below. <input type="checkbox"/> Resubmission in response to Agency letter dated _____ <input checked="" type="checkbox"/> Notification - Explain below.	<input type="checkbox"/> Final printed labels in response to Agency letter dated _____ <input type="checkbox"/> "Me Too" Application. <input type="checkbox"/> Other - Explain below.
--	---

**NOTIFICATION**  
SEP 30 2003


**Explanation:** Use additional page(s) if necessary. (For section I and Section II.)

The NEMACUR 3 label has been revised to exclude use on Pineapple in California by adding the phrase "(Except California)" to the directions for use. This notification is consistent with the provision of PR Notice 98-10 and EPA regulations at 40 CFR 152.46, and no other changes have been made to the labeling or the confidential statement of formula of this product. I understand that it is a violation of 18 U.S.C. Sec. 1001 to willfully make any false statement to EPA. I further understand that if this notification is not consistent with the terms of PR Notice 98-10 and 40 CFR 152.46, this product may be in violation of FIFRA and I may be subject to enforcement action and penalties under sections 12 and 14 of FIFRA.

**Section - III**

1. Material This Product Will Be Packaged In:				2. Type of Container	
Child-Resistant Packaging <input type="checkbox"/> Yes <input checked="" type="checkbox"/> No	Unit Packaging <input type="checkbox"/> Yes <input checked="" type="checkbox"/> No	Water Soluble Packaging <input type="checkbox"/> Yes <input checked="" type="checkbox"/> No			<input type="checkbox"/> Metal <input checked="" type="checkbox"/> Plastic <input type="checkbox"/> Glass <input type="checkbox"/> Paper <input type="checkbox"/> Other (Specify) _____
* Certification must be submitted		If "Yes" Unit Packaging wgt.    No. per container	If "Yes" Package wgt    No. per container		
3. Location of Net Contents Information <input type="checkbox"/> Label <input checked="" type="checkbox"/> Container		4. Size(s) Retail Container 2.5 gal		5. Location of Label Directions <input checked="" type="checkbox"/> On Label <input type="checkbox"/> On Label accompanying product	
6. Manner in Which Label is Affixed to Product <input checked="" type="checkbox"/> Lithograph <input checked="" type="checkbox"/> Paper glued <input type="checkbox"/> Stenciled			<input type="checkbox"/> Other _____		

**Section - IV**

1. Contact Point (Complete items directly below for identification of individual to be contacted, if necessary, to process this application.)		
Name LARRY R. HODGES	Title Registration Product Manager, Insecticides	Telephone No. (Include Area Code) 919-549-2870
<b>Certification</b> I certify that the statements I have made on this form and all attachments thereto are true, accurate and complete. I acknowledge that any knowingly false or misleading statement may be punishable by fine or imprisonment or both under applicable law.		6. Date Application Received (Stamped)
2. Signature 	3. Title Registration Product Manager, Insecticides	
4. Typed Name LARRY R. HODGES	5. Date September 24, 2003	

2114  
**NOTIFICATION**  
 SEP 30 2003

**RESTRICTED USE PESTICIDE**

**Due to High Acute Toxicity and Toxicity to Wildlife**

For retail sale to and use only by Certified Applicators or persons under their direct supervision and only for those uses covered by the Certified Applicator's certification.

**Nemacur<sup>®</sup> 3**

**Emulsifiable Systemic Insecticide-Nematicide**

For effective control of nematodes in certain field, fruit and vegetable crops.

**ACTIVE INGREDIENT:**

Ethyl 3-methyl-4-(methylthio)phenyl(1-methylethyl)phosphoramidate ..... 35%

**INERT INGREDIENTS:**..... 65%

Contains Aromatic Petroleum Distillates. 100%

Contains 3 pounds of ethyl 3-methyl-4-(methylthio)phenyl(1-methylethyl)phosphoramidate per gallon.

**Do not store below 32°F. Keep in a cool dry place. Do not use or store near heat or open flame**

EPA Reg. No. 264-731

EPA Est. No.



**STOP - Read the label before use  
 KEEP OUT OF REACH OF CHILDREN  
 DANGER POISON  
 PELIGRO**



Si usted no entiende la etiqueta, busque a alguien para que se la explique a usted en detalle.  
 (If you do not understand the label, find someone to explain it to you in detail.)

For **MEDICAL** And **TRANSPORTATION** Emergencies **ONLY** Call 24 Hours A Day 1-800-334-7577  
 For **PRODUCT USE** Information Call 1-866-99BAYER (1-866-992-2937)

**FIRST AID**

**Contains an organophosphate that inhibits cholinesterase.**

<b>If swallowed</b>	<ul style="list-style-type: none"> <li>• Vomiting should be induced. Administer water freely and induce vomiting by giving one dose (1/2 oz or 15 mL) of syrup of ipecac. If vomiting does not occur within 10 to 20 minutes, administer second dose. If syrup of ipecac is not available, induce vomiting by sticking finger down throat. Repeat until vomit fluid is clear.</li> <li>• Call a poison control center or doctor immediately for further advice.</li> <li>• Do not give anything by mouth to an unconscious person.</li> </ul>
<b>If on skin or clothing</b>	<ul style="list-style-type: none"> <li>• Take off contaminated clothing.</li> <li>• Rinse skin immediately with plenty of water for 15 to 20 minutes.</li> <li>• Call a poison control center or doctor for treatment advice.</li> </ul>
<b>If in eyes</b>	<ul style="list-style-type: none"> <li>• Hold eye open and rinse slowly and gently with water for 15 to 20 minutes. Remove contact lenses, if present, after the first 5 minutes, then continue rinsing eye.</li> <li>• Call a poison control center or doctor for treatment advice.</li> </ul>
<b>If inhaled</b>	<ul style="list-style-type: none"> <li>• Move person to fresh air.</li> <li>• If person is not breathing, call 911 or an ambulance, then give artificial respiration, preferably mouth-to-mouth if possible.</li> <li>• Call a poison control center or doctor for further treatment advice.</li> </ul>

**In case of emergency call toll free the Bayer CropScience Emergency Response Telephone No. 1-800-334-7577. Have a product container or label with you when calling a poison control center or doctor, or going for treatment.**

**Note To Physician: ANTIDOTE** - Administer atropine sulfate in large therapeutic doses. Repeat as necessary to the point of tolerance. 2-PAM is also antidotal and may be administered in conjunction with atropine.  
Compound inhibits cholinesterase resulting in stimulation of the central nervous system, the parasympathetic nervous system, and the somatic motor nerves. Do not give morphine. Watch for pulmonary edema, which may develop in serious cases of poisoning even after 12 hours. At first sign of pulmonary edema, the patient should be placed in an oxygen tent and treated symptomatically.

**SYMPTOMS OF POISONING:** A sense of "tightness" in the chest. Sweating. Contracted pupils. Stomach pains. Vomiting and diarrhea.

### PRECAUTIONARY STATEMENTS

#### HAZARDS TO HUMANS AND DOMESTIC ANIMALS

**DANGER:** Fatal if swallowed or absorbed through the skin. Causes irreversible eye damage. May be fatal if inhaled. Do not get in eyes, on skin or on clothing. Do not breathe vapor or spray mist. Do not contaminate feed or food.

**PERSONAL PROTECTIVE EQUIPMENT (PPE):** Some materials that are chemical-resistant to this product are barrier laminate and viton. If you want more options, follow the instructions for category G on an EPA chemical-resistance category selection chart.

**Mixers, loaders, and applicators using engineering controls must wear:**

- long-sleeved shirt and long pants,
- shoes plus socks.

**In addition, mixers and loaders must wear:**

- chemical-resistant gloves,
- chemical-resistant apron.

**Mixers, loaders, applicators, and handlers performing tasks for which engineering controls are not feasible must wear:**

- coveralls over long-sleeved shirt and long pants,
- chemical-resistant gloves,
- chemical-resistant footwear plus socks,
- chemical-resistant headgear if overhead exposure,
- chemical-resistant apron.
- A NIOSH-approved respirator with an organic vapor (OV) cartridge or canister with any N, R or P or He prefilter.

Discard clothing or other absorbent materials that have been drenched or heavily contaminated with this product's concentrate. Do not reuse them. Follow manufacturer's instructions for cleaning/maintaining PPE. If no such instructions for washables exist, use detergent and hot water. Keep and wash PPE separately from other laundry.

#### ENGINEERING CONTROLS:

Mixers and loaders must use a closed loading system providing dermal and inhalation protection and all loaders must use and maintain this system in a manner consistent with the Worker Protection Standard (WPS) for Agricultural Pesticides [40 CFR 170.240(d)(4)]. The system must be capable of removing the pesticide from the shipping container and transferring it into mixing tanks and/or application equipment. At any disconnect point, the system must be equipped with a dry disconnect or dry couple shut-off device that is warranted by the manufacturer to minimize drippage to no more than 2 ml per disconnect. In addition, mixers and loaders must:

- wear the personal protective equipment required above for mixers/loaders;
- wear protective eyewear if the system operates under pressure;
- be provided and have immediately available for use in an emergency, such as a broken package, spill, or equipment breakdown the PPE specified above for handlers performing tasks for which engineering controls are not feasible.

Applicators using motorized ground equipment must use an enclosed cab that meets the definition in the Worker Protection Standard for Agricultural Pesticides [40 CFR 170.240(d)(5)] for dermal protection. In addition, applicators must:

- wear the personal protective equipment required in the PPE section of this labeling for applicators using engineering controls;
- either wear the type of respirator specified in the PPE section of this labeling or use an enclosed cab that is declared in writing by the manufacturer or by a government agency to provide at least as much respiratory protection as the type of respirator specified in the PPE section of this labeling;
- must be provided and have immediately available for emergency use if exiting the cab in the treated area becomes necessary the PPE specified above for handlers performing tasks for which engineering controls are not feasible;
- before reentering the cab, the applicators must take off any PPE that was worn in the treated area and store all such PPE in a chemical-resistant container, such as a plastic bag, to prevent contamination of the inside of the cab

### User Safety Recommendations

- Users should wash hands before eating, drinking, chewing gum, using tobacco or using the toilet.
- Users should remove clothing/PPE immediately if pesticide gets inside. Then wash thoroughly and put on clean clothing.
- Users should remove PPE immediately after handling this product. Wash the outside of gloves before removing. As soon as possible, wash thoroughly and change into clean clothing.

### ENVIRONMENTAL HAZARDS

This pesticide is toxic to fish and wildlife. Drift and runoff from treated areas may be hazardous to aquatic organisms in neighboring areas. Do not apply directly to water, or to areas where surface water is present or to intertidal areas below the mean high water mark. Do not contaminate water when disposing of equipment washwaters.

Do not use mist sprayers. Use only coarse sprays directed at soil to eliminate spray drift. Aerial application of this product is prohibited.

**Ground Water Advisory:** Fenamiphos is known to leach through soil and has been found in ground water as a result of agriculture use. Users are advised not to apply in areas where soils are permeable, particularly where ground water is used for drinking water. Consult with the pesticide state lead agency for information regarding soil permeability and aquifer vulnerability in your area.

### DIRECTIONS FOR USE

**It is a violation of Federal law to use this product in a manner inconsistent with its labeling.**

Do not apply this product in a way that will contact workers or other persons, either directly or through drift. Only protected handlers may be in the area during application. For any requirements specific to your State or Tribe, consult the agency responsible for pesticide regulations.

### AGRICULTURE USE REQUIREMENTS

Use this product only in accordance with its labeling and with the Worker Protection Standard, 40 CFR part 170. This Standard contains requirements for the protection of agricultural workers on farms, forests, nurseries, and greenhouses, and handlers of agricultural pesticides. It contains requirements for training, decontamination, notification, and emergency assistance. It also contains specific instructions and exceptions pertaining to the statements on this label about personal protective equipment (PPE) and restricted-entry interval. The requirements in this box only apply to uses of this product that are covered by the Worker Protection Standard.

Do not enter or allow worker entry into treated areas during the restricted entry interval (REI) of 48 hours.

**Exception:** If the product is soil-incorporated, the Worker Protection Standard, under certain circumstances, allows workers to enter the treated areas within the 48-hour restriction if there will be no contact with anything that has been treated.

PPE required for early entry to treated areas that is permitted under the Worker Protection Standard and that involves contact with anything that has been treated, such as plants, soil, or water, is:

- coveralls worn over long-sleeve shirt and long pants,
- chemical-resistant gloves made of any waterproof material,
- chemical-resistant footwear plus socks, and
- chemical-resistant headgear (if overhead exposure)

Notify workers of the application by warning them orally and by posting warning signs at entrances to treated area.

### STORAGE AND DISPOSAL

Do not contaminate water, food or feed by storage or disposal.

**PESTICIDE STORAGE:** Store in a cool, dry place and in such a manner as to prevent cross contamination with other pesticides, fertilizers, food, and feed. Do not store below 32F. Do not store near heat or open flame. Store in original container and out of the reach of children, preferably in a locked storage area.

Handle and open container in a manner as to prevent spillage. If container is leaking, invert to prevent leakage. If the container is leaking or material spilled for any reason or cause, carefully dam up spilled material to prevent runoff. Refer to Precautionary Statements on label for hazards associated with the handling of this material. Do not walk through spilled material. Absorb spilled material with absorbing type compounds and dispose of as directed for pesticides below. In spill or leak incidents, keep unauthorized people away. You may contact the Bayer CropScience Emergency Response Team for decontamination procedures or any other assistance that may be necessary. The Bayer CropScience Emergency Response Telephone No. is 1-800-334-7577.

**PESTICIDE DISPOSAL:** Pesticide wastes are acutely hazardous. Improper disposal of excess pesticide, spray mixture, or rinsate is a violation of Federal Law. If these wastes cannot be disposed of by use according to label instructions, contact your State Pesticide or Environmental Control Agency, or the Hazardous Waste representative at the nearest EPA Regional Office for guidance.

**CONTAINER DISPOSAL: NON-REFILLABLE METAL:** Triple rinse (or equivalent). Then offer for recycling or reconditioning, or puncture and dispose of in a sanitary landfill, or by other procedures approved by state and local authorities. **NON-REFILLABLE PLASTIC:** Triple rinse (or equivalent). Then offer for recycling or reconditioning, or puncture and dispose of in a sanitary landfill, or incineration, or, if allowed by state and local authorities, by burning. If burned, stay out of smoke. **RETURNABLE REFILLABLE**

**SEALED CONTAINERS:** Do not rinse container. Do not break seals. Replace the secondary containment cover cap and return container intact to point of purchase.

NEMACUR 3 may be applied by ground equipment or low pressure irrigation (apple, cherry, grape, nectarine, peach, kiwifruit, citrus and pineapple). Do not apply by mist sprayers or aerial spray equipment.

5/14

Check equipment calibration frequently.

**Mixing:** NEMACUR 3 mixes readily with water. No special premixing should be required if used in spray equipment equipped with a recirculation system or agitation. If the spray mixture is allowed to sit overnight, redispersion is readily obtained by agitation or recirculation.

**Tank Mixing:** NEMACUR 3 can be tank mixed with registered fungicides, herbicides and insecticides. Observe all cautions and limitations on labeling of all products used in tank mixtures.

**Compatibility:** NEMACUR 3 is physically compatible with many registered pesticides and liquid fertilizers. To determine the compatibility of NEMACUR 3 with other products, the following procedure should be followed: Pour the recommended proportions of the products into a suitable container of water, mix thoroughly and allow to stand at least five (5) minutes. If the combination remains mixed or can be re-mixed readily, the mixture is considered physically compatible. It is recommended that combinations not be allowed to sit overnight due to possible crystal growth, clabbering, etc. For further information contact your local Bayer CropScience representative.

Consult your State Agricultural Experiment Station, or Extension Service Specialist or Bayer CropScience representative for guidance on the selection of dosage rates and timing of applications appropriate for your specific crop. State regulations may contain additional restrictions or requirements. Check the remarks and restrictions sections of this label for additional directions.

**Ground Application Equipment:** Unless otherwise specified, apply NEMACUR 3 in a minimum of 20 gallons of water per treated acre. Maintain sufficient agitation during application to insure a uniform mixture. Incorporate NEMACUR 3 immediately after application for best results.

### CHEMIGATION

Apply NEMACUR 3 only through low pressure irrigation equipment (including drip, mini-sprinklers, strip tubing and jets). Do not apply NEMACUR 3 through any other type of irrigation system.

The system must contain a functional check valve, vacuum relief valve and low pressure drain appropriately located on the irrigation pipeline to prevent water source contamination from backflow.

The pesticide injection pipeline must contain a functional, automatic, quick-closing check valve to prevent the flow of fluid back toward the injection pump.

The pesticide injection pipeline must also contain a functional, normally closed, solenoid-operated valve located on the intake side of the injection pump and connected to the system interlock to prevent fluid from being withdrawn from the supply tank when the irrigation system is either automatically or manually shut down.

The system must contain functional interlocking controls to automatically shut off the pesticide injection pump when the water pump motor stops.

The irrigation line or water pump must include a functional pressure switch which will stop the water pump motor when the water pressure decreases to the point where pesticide distribution is adversely affected.

Systems must use a metering pump such as a positive displacement injection pump (e.g., diaphragm pump) effectively designed and constructed of materials that are compatible with pesticides and capable of being fitted with a system interlock.

Do not apply when wind speed favors drift beyond the areas intended for treatment.

A pesticide supply tank is not necessary for premixing since NEMACUR 3 mixes well with water in the irrigation line. If a pesticide supply tank is used, add NEMACUR 3 to water in supply tank and maintain sufficient agitation during application to insure a uniform mixture.

Begin irrigation and check emitters to insure all systems are operating normally. Make NEMACUR 3 injection in the first 1/3 to 1/2 of the irrigation with an injection time of at least 30 minutes. Maintain the system's operating pressure low enough to prevent fogging and/or misting during application. Inject NEMACUR 3 into the irrigation system after the filter(s). Continue irrigation until system's lines are flushed.

Crop injury, lack of effectiveness, or illegal pesticide residues in the crop can result from nonuniform distribution of treated water.

If you have questions about calibration, you should contact State Extension Service specialists, equipment manufacturers or other experts.

Do not connect an irrigation system (including greenhouse systems) used for pesticide application to a public water system unless the pesticide label-prescribed safety devices for public water systems are in place.

A person knowledgeable of the chemigation system and responsible for its operation, or under the supervision of the responsible person, shall shut the system down and make necessary adjustments should the need arise.

**Posting:** This sign is in addition to any sign posted to comply with the Worker Protection Standard. Posting of areas to be chemigated is required when 1) any part of a treated area is within 300 feet of sensitive areas such as residential areas, labor camps, businesses, day care centers, hospitals, inpatient clinics, nursing homes or any public areas such as schools, parks, playgrounds, or other public facilities not including public roads; or 2) when the chemigated area is open to the public such as golf courses or retail greenhouses.


Posting must conform to the following requirements: Treated areas shall be posted with signs at all usual points of entry and along likely routes of approach from the listed sensitive areas. When there are no usual points of entry, signs must be posted in the corners of the treated areas and in any other location affording maximum visibility to sensitive areas. The printed side of the sign should face away from the treated area towards the sensitive area. The signs shall be printed in English. Signs must be posted prior to application and must remain posted until foliage has dried and soil surface water has disappeared. Signs may remain in place indefinitely as long as they are composed of materials to prevent deterioration and maintain legibility for the duration of the posting period.

6/14

All words shall consist of letters at least 2-1/2 inches tall, and all letters and the symbol shall be a color which sharply contrasts with their immediate background. At the top of the sign shall be the words KEEP OUT, followed by an octagonal stop sign symbol at least 8 inches in diameter containing the word STOP. Below the symbol shall be the words PESTICIDES IN IRRIGATION WATER.

RECOMMENDED APPLICATIONS		
CROP	PEST	DOSAGE NEMACUR 3
Peanuts	Nematodes Thrips (early season reduction)	4.5 to 7.3 fl oz per 1000 ft of row for any row spacing (or 2 to 3.3 qt per acre on 36-inch rows)
<p>Apply specified dosage per 1000 ft of row as a water emulsion spray in a 12-inch band over the row at planting. Use sufficient water and incorporate mechanically into the soil. Do not make more than one application per crop season. Do not exceed 3.3 qt per acre per crop season regardless of row spacing or formulation used. ON NARROW ROW CROPS, DO NOT ALLOW BANDS TO OVERLAP.</p> <p>Use the high rate in fields with high populations of nematodes, in fields where root-knot species other than southern root-knot, <i>Meloidogyne incognita</i>, are present or in fields having a history of serious nematode damage.</p> <p>Do not feed or graze green peanut vines or peanut vine hay. Do not hog down treated peanut fields.</p>		

RECOMMENDED APPLICATIONS		
CROP	PEST	DOSAGE NEMACUR 3
Tobacco (Not for use on shade-grown tobacco)	Nematodes (except tobacco cyst nematodes)	1-1/3 to 2 gal
	Aphids (suppression)	2 gal
<p>Uniformly broadcast the specified dosage in a minimum of 20 gallons of water per acre over the soil surface. Incorporate to a depth of 2 to 4 inches by disking or tilling. Use the high rate in fields with high populations of nematodes, in fields where root-knot species other than southern root-knot, <i>Meloidogyne incognita</i>, are present or in fields having a history of serious nematode damage. Plant crop in the usual manner. Do not make more than one application per crop season. Do not exceed 2 gallons of Nematicur 3 per acre per season.</p> <p><b>Tank Mixes:</b> The following tank mix recommendations are made for the control of additional pests on tobacco. Before mixing NEMACUR 3 with any other pesticide, read and carefully observe the precautionary statements, directions for use, and other information appearing on the EPA registered product labels.</p> <p>Do not make more than one application per crop season. Do not exceed 2 gallons of Nematicur 3 per acre per season.</p>		
<b>Additional Pests Controlled</b>	<b>NEMACUR 3 Dosage/Acre</b>	<b>Product Dosage/Acre</b>
Cutworms Flea beetles Wireworms	1 to 2 gal	Lorsban 4EC 2 qt
Cutworms Flea beetle larvae Mole crickets Wireworms	1 to 2 gal	Mocap EC 2 to 4 qt



RECOMMENDED APPLICATIONS - FRUITS		
CROP	PEST	DOSAGE NEMACUR 3
Apple Cherry Nectarine Peach	Nematodes	1-2/3 to 2-1/2 gal
	<b>BAND:</b> Apply specified dosage in not less than 10 gallons of solution per acre to the soil with ground equipment and mechanically incorporate immediately. Center the treated band on the tree row using a band width of 50% of the row spacing and covering the feeder root system of the plant. Do not apply more than 2 1/2 gallons per acre per year per planting site.	
	Nematodes	2 qt to 1 gal
	<b>LOW PRESSURE IRRIGATION:</b> Apply specified dosage per acre to the soil in 1 to 4 applications with at least 30 days between applications using a minimum of 1 gallon to a maximum of 2 gallons of NEMACUR 3 per acre per season.	
<p>Control of nematodes is best obtained when there is adequate rainfall or irrigation after application. Do not apply within 72 days of harvest of apples or within 45 days of harvest of peaches, nectarines and cherries. Do not graze livestock in treated orchards. Do not feed cover crops grown in treated orchards to livestock.</p> <p><b>Special Precautions:</b> Avoid contacting tree foliage with the spray mixture. Do not add oils or surfactants to the spray mixture. Do not allow spray or drift to contact operator. On non-bearing apple, cherry, nectarine and peach make initial applications when trees have recovered from transplanting shock and have initiated new growth, provided that one or more irrigations have been applied and soil has settled around the roots. Phytotoxicity may occur if applications are made before soil has settled and plants are growing.</p>		

8/14

RECOMMENDED APPLICATIONS - FRUITS		
CROP	PEST	DOSAGE NEMACUR 3
Grape	Nematodes Phylloxera (suppression)	1 to 2 gal
	<b>Band:</b> Apply specified dosage in not less than 10 gallons of solution per acre to the soil with ground equipment and mechanically incorporate immediately. Center the treated band on the vine row using a band width of 50% of the row spacing.	
	Nematodes Phylloxera (suppression)	2 qt to 1 gal
	<b>LOW PRESSURE IRRIGATION:</b> Apply the specified dosage per acre to the soil in 1 to 4 applications, with at least 30 days between applications, using a minimum of 1 gallon and a maximum of 2 gallons of NEMACUR 3 per acre per season.	
<p><b>RESTRICTIONS:</b> On bearing grapes, the last application may be made up to 2 days of harvest. Do not apply more than 2 gallons of NEMACUR 3 (6 lb active ingredient) per acre in a 50% band or 2 gallons per acre by low pressure irrigation in one season. Do not graze or feed treated crop to livestock. On non-bearing grapes, make initial applications when vines have recovered from transplanting shock and have initiated new growth, provided that one or more irrigations have been applied and soil has settled around the roots. Phytotoxicity may occur if applications are made before soil has settled and plants are growing.</p>		
Kiwifruit (California only)	Nematodes	2 qt to 1 gal
<p><b>LOW PRESSURE IRRIGATION:</b> Apply specified dosage per acre to the soil in 1 to 4 applications, with at least 30 days between applications, using a minimum of 1 gallon and a maximum of 2 gallons of NEMACUR 3 per acre per year.</p> <p>Start NEMACUR applications when the soil temperature in the spring reaches 55°F or above at the 12-inch depth. To maintain control, an application may be made 5 days after harvest if the soil temperature at the 12-inch depth is 55°F or above.</p> <p>Do not apply NEMACUR 3 to newly established kiwifruit vineyards which are less than one year old. Do not apply within 31 days of harvest. Do not graze livestock in treated vineyards. Do not feed cover crops grown in treated vineyards to livestock.</p>		
Kiwifruit (South Carolina only)	Nematodes	1.7 to 3.4 pints per 1000 ft of row (2 to 4 qts per acre based on 18 foot rows)
<p>Apply specified dosage in not less than 10 gallons of solution to the soil in a 2- to 4-foot band on each side of the vine row with ground equipment. The width of the band should be great enough to cover most of the area under the canopy of the vines. Immediately incorporate NEMACUR 3 into the soil mechanically to a depth of 2 to 4 inches. Two to four applications can be made per season at 30 day intervals. Use a minimum of 1 gallon and a maximum of two gallons of NEMACUR 3 per acre per year. Do not apply within 30 days of harvest.</p> <p>Do not apply this product to kiwifruit through any type of irrigation system.</p> <p>Do not apply NEMACUR 3 to newly established kiwifruit vineyards which are less than one year old. Do not graze livestock in treated vineyards. Do not feed cover crops grown in treated vineyards to livestock.</p>		



9/14

**RECOMMENDED APPLICATIONS - FRUITS**

CROP	PEST	DOSAGE NEMACUR 3
Citrus (Except Florida)  (In California do not apply to Kumquat, Tangelo, or Citrus Hybrids)	Nematodes Citrus root weevil complex including Fuller rose beetle (Suppression)	1-2/3 to 2-1/2 gal
	<b>Band:</b> Apply specified dosage in not less than 10 gallons of solution per acre to the soil with ground equipment and mechanically incorporate immediately. Two applications may be made per season, not to exceed 2-1/2 gallons per acre. Center the treated band on the tree row using a band width of 50% of the row spacing and covering the feeder root system of the plant.	
	Nematodes Citrus root weevil complex including Fuller rose beetle (Suppression)	2 qt to 1 gal
	<b>LOW PRESSURE IRRIGATION:</b> Apply specified dosage per acre to the soil in 1 to 4 applications with at least 30 days between applications using a minimum of 1 gallon to a maximum of 2 gallons of NEMACUR 3 per acre per season.	
<p>Control of nematodes is best obtained when there is adequate rainfall or irrigation after application. Under dry conditions, follow with irrigation.</p> <p>Do not apply within 30 days of harvest. Do not exceed 2 1/2 gallons of NEMACUR 3 (7.5 pounds active ingredient) per acre in a 50% band or 2 gallons of NEMACUR 3 (6 pounds active ingredient) per acre by low pressure irrigation per season. Do not graze livestock in treated areas.</p> <p>On non-bearing citrus make initial applications when trees have recovered from transplanting shock and have initiated new growth, provided that one or more irrigations have been applied and soil has settled around the roots. Phytotoxicity may occur if applications are made before soil has settled and plants are growing.</p>		
Citrus (Florida Only) (For use on citrus only in the counties of Brevard, Broward, Charlotte, Citrus, Collier, DeSoto, Glades, Hardee, Hendry, Hernando, Hillsborough, Indian River, Lee, Manatee, Marion, Martin, Okeechobee, Palm Beach, Pasco, Pinellas, Putnam, St. Lucie, Sarasota, Seminole, and Volusia.)	Nematodes Citrus root weevil complex including Fuller rose beetle (Suppression)	3-1/3 qt to 1-2/3 gal
	<b>Band:</b> Apply specified dosage in not less than 10 gallons of solution per acre to the soil with ground equipment and mechanically incorporate immediately. Two applications may be made per season, not to exceed 1-2/3 gallons per acre. Center the treated band on the tree row using a band width of 50% of the row spacing and covering the feeder root system of the plant.	
	Nematodes Citrus root weevil complex including Fuller rose beetle (Suppression)	2 qt to 1 gal
	<b>LOW PRESSURE IRRIGATION:</b> Apply specified dosage per acre to the soil in 1 to 4 applications with at least 30 days between applications using a minimum of 1 gallon to a maximum of 1-1/2 gallons of NEMACUR 3 per acre per season.	
<p>Control of nematodes is best obtained when there is adequate rainfall or irrigation after application. Under dry conditions, follow with irrigation.</p> <p>Do not apply within 300 feet of a drinking water well. If soils have a permeability rate greater than 20 inches per hour, do not apply within 1000 feet of a drinking water well unless it is known or reasonably believed based on authoritative sources that such wells are either cased to 100 feet below ground level or a minimum of 30 feet below the water table. Apply between October 15 and April 30. Do not apply within 30 days of harvest. Do not exceed 1 2/3 gallons of NEMACUR 3 (5 pounds active ingredient) per acre in a 50% band or 1-1/2 gallons of NEMACUR 3 (4.5 pounds active ingredient) per acre by low pressure irrigation per season. Do not graze livestock in treated areas.</p> <p>On non-bearing citrus make initial applications when trees have recovered from transplanting shock and have initiated new growth, provided that one or more irrigations have been applied and soil has settled around the roots. Phytotoxicity may occur if applications are made before soil has settled and plants are growing.</p>		

RECOMMENDED APPLICATIONS - FRUITS														
CROP	PEST	DOSAGE NEMACUR 3												
Pineapple (Except California)	Nematodes ( <i>Rotylenchulus</i> and <i>Meloidogyne</i> species)	<b>Foliar Spray</b> 43 to 86 fl oz/A  <b>Drip Irrigation</b> 21 to 86 fl oz/A												
<p><b>POSTPLANT APPLICATION:</b></p> <p><b>PLANT CROP:</b> Apply specified dosage in 50 to 250 gallons of water per acre as a foliar spray or through drip irrigation. Applications may begin immediately after planting. Make additional applications at intervals of 1 to 3 months as needed. NEMACUR 3 may be applied up to 60 days before harvest. See "NOTE" below. Do not apply more than a total of 4 gallons of NEMACUR 3 per acre per year in the plant crop.</p> <p><b>RATOON CROP:</b> Apply specified dosage in 50 to 250 gallons of water per acre as a foliar spray or in drip irrigation. The first application may be made immediately following crop harvest. Make additional applications at intervals of 1 to 2 months as needed. NEMACUR 3 may be applied up to 60 days before harvest. See "NOTE" below. Do not apply more than a total of 3 gallons of NEMACUR 3 to each ratoon crop per crop year.</p> <p><b>NOTE:</b> Do not use green forage or green fodder (processing wastes, such as cull fruit, fruit skins or shells, (cores and end cuts may be fed) for animal feed.</p>														
Raspberry (Except California)	Nematodes	1 to 2 gal												
<p><b>Band:</b> Apply specified dosage in not less than 10 gallons of solution per acre to the soil with ground equipment and incorporate immediately using mechanical incorporation. Center the treated band on the row using a band width of 50% of the row spacing and covering the feeder root system of the plant. Apply during the period of October 1 to December 31 when adequate rainfall can be expected. Do not apply within six months of harvest. Do not apply more than once per year. Use the high rate in fields with high populations of nematodes or in fields having a history of serious nematode damage.</p>														
Strawberries	Nematodes	5.9 to 8.8 fl oz for any row spacing (or 4 to 6 qt per acre on double-row beds spaced 48 inches apart)												
<p>Apply specified dosage per 1000 ft of row in a 12- to 18-inch band over the row and incorporate immediately by cultivation prior to transplanting. Do not apply more than one application. Do not exceed 6 qt per acre per season regardless of row spacing or formulation used. Do not apply within 110 days of harvest. Apply by ground equipment only.</p> <table border="0"> <tr> <td><b>BAND WIDTH</b></td> <td><b>12-INCH</b></td> <td><b>18-INCH</b></td> </tr> <tr> <td><b>(48 inch rows)</b></td> <td>5.9 fl oz/1000 ft</td> <td>8.8 fl oz/1000 ft</td> </tr> <tr> <td></td> <td>OR</td> <td>OR</td> </tr> <tr> <td></td> <td>4 qt/acre</td> <td>6 qt/acre</td> </tr> </table> <p>Use the maximum band width and rate in fields with high populations of nematodes or in fields having a history of serious nematode damage.</p>			<b>BAND WIDTH</b>	<b>12-INCH</b>	<b>18-INCH</b>	<b>(48 inch rows)</b>	5.9 fl oz/1000 ft	8.8 fl oz/1000 ft		OR	OR		4 qt/acre	6 qt/acre
<b>BAND WIDTH</b>	<b>12-INCH</b>	<b>18-INCH</b>												
<b>(48 inch rows)</b>	5.9 fl oz/1000 ft	8.8 fl oz/1000 ft												
	OR	OR												
	4 qt/acre	6 qt/acre												



11/14

RECOMMENDED APPLICATIONS - FRUITS			
CROP	PEST	DOSAGE NEMACUR 3	
Banana (Hawaii only)	Nematodes Including burrowing and root- knot	2-1/5 to 6-2/3 quarts/A	
<p><b>BAND:</b> Apply specified dosage per acre to the soil in a band on each side of the pseudostem using a total band width equal to 50% of the row spacing.* Refer to table below for specific rates based on band width and treatment interval. Do not apply product in less than a 4-foot total band width. Apply specified dosage in not less than 50 gallons of solution to the soil with ground equipment. Immediately incorporate the product into the soil with mechanical equipment.</p> <p>Repeat applications may be made at 3- to 6-month intervals.</p> <p>Do not apply during drought or the dry season unless crop is being irrigated. Do not apply using backpack type spray equipment. Do not apply more NEMACUR 3 per acre per year than is specified in the rate table below. Treatments may be applied up to 15 days prior to harvest.</p>			
<b>Quarts of NEMACUR 3 per Acre</b>			
<b>Band Width (ft)</b>	<b>3 Month (Interval)</b>	<b>6 Month (Interval)</b>	<b>Maximum per Year</b>
4	2-1/5	4-2/5	8-7/8
5	2-3/4	5-1/2	11
6	3-1/3	6-2/3	13-1/3
<p>* For example: if rows are on 12-foot centers, apply NEMACUR 3 in a 6-foot band width per row (3 feet on each side of the pseudostem).</p>			
Banana Plantains (Puerto Rico only)	Nematodes Banana root borer	4 to 6 quarts per acre	
<p>Low Pressure Irrigation (Drip Tape)</p> <p>Apply specified dosage per acre to the soil in adequate volume to obtain uniform distribution within the field. Repeat applications every 4 to 6 months. Do not make more than 3 applications per year. Use a minimum of 8 quarts and a maximum of 18 quarts NEMACUR 3 per year.</p>			

RECOMMENDED APPLICATIONS - VEGETABLES		
CROP	PEST	DOSAGE NEMACUR 3
Asparagus (Connecticut, Delaware, Maine, Maryland, Massachusetts New Hampshire New Jersey, New York, Pennsylvania, and Rhode Island only)	Nematodes	5-1/3 pt
<p><b>BAND APPLICATION</b></p> <p>Do not apply more than once per year. Do not apply more than 5-1/3 pt per acre per year regardless of row spacing or formulation.</p> <p><b>Nursery:</b> Apply the specified dosage per acre to the soil and immediately incorporate to a depth of 2 to 6 inches by disking or tilling. Center the treated band on the row using a band width of 50% of the row spacing. Plant crop in the usual manner.</p> <p><b>Production Field:</b></p> <p><b>Newly Planted Crowns:</b> Apply the specified dosage per acre to the soil before planting crowns but after making furrows. Center the treated band on the row using a band width of 50% of the row spacing. Plant crowns and cover with soil. The following Spring apply before spear emergence and immediately incorporate by reshaping beds. Do not apply within 9 months of harvest.</p> <p><b>Post Harvest:</b> Apply after the last harvest and all spears have been removed. Apply the specified dosage per acre to the soil and immediately incorporate by reshaping beds. Center the treated band on the row using a band width of 50% of the row spacing. Do not apply within 9 months of harvest.</p>		

RECOMMENDED APPLICATIONS - VEGETABLES														
CROP	PEST	DOSAGE NEMACUR 3												
Eggplant	Nematodes	5.9 fl oz (or 2-2/3 qt per acre on 36-inch rows)												
<p>Apply specified dosage per 1000 ft of row in a 12-inch band over the row at transplanting and mechanically incorporate into the soil immediately. Do not make more than one application per crop season. Do not exceed 2-2/3 qt per acre per crop season regardless of row spacing or formulation.</p> <p><b>ON NARROW ROW CROPS, DO NOT ALLOW BANDS TO OVERLAP.</b></p>														
Table beets (Illinois, Indiana Michigan, New York, Ohio and Pennsylvania only)	Cyst Nematode	4 to 6 fl oz per 1000 ft of row for any row spacing												
<p>Apply specified dosage per 1000 ft of row in a band over the row before or at seeding. Center the treated band on the row using a band width of 33% to 50% of the row spacing. See the table below for dosages for specific band widths. Incorporate immediately by shallow cultivation. Do not make more than one application per season. Do not exceed 4 qt per acre per year regardless of formulation or row spacing. Do not apply within 90 days of harvest. Apply by ground equipment only.</p> <p><b>Dosage for Various Band Widths:</b></p> <table border="1"> <thead> <tr> <th>Band Width (in)</th> <th>Band 1000 ft of row</th> </tr> </thead> <tbody> <tr> <td>8</td> <td>4</td> </tr> <tr> <td>9</td> <td>4.5</td> </tr> <tr> <td>10</td> <td>5</td> </tr> <tr> <td>11</td> <td>5.5</td> </tr> <tr> <td>12</td> <td>6</td> </tr> </tbody> </table>			Band Width (in)	Band 1000 ft of row	8	4	9	4.5	10	5	11	5.5	12	6
Band Width (in)	Band 1000 ft of row													
8	4													
9	4.5													
10	5													
11	5.5													
12	6													
Transplant cabbage (Florida only)	Nematodes	5 fl oz per 1000 ft of row spacing or 2-1/4 quarts/acre on 36-inch row spacing												
<p>Postplant Drench Application*</p> <p>Apply specified dosage in a 10-inch band directly over the row within 24 hours of transplanting using 62 gallons of water per 1000 ft of row or 800 to 1000 gallons of water per acre depending on width of row spacing.</p> <p>Do not apply over 2-1/4 quarts of Nematicur 3 per acre per crop season.</p> <p>* Restriction: Application must be separate from hand transplanting.</p>														

**RESTRICTIONS**

Do not use on other crops. Use only according to label directions. Any food crop not specified on this label may be planted into treated areas 120 days after the last application. Any cover crops that are planted during the 120 day period must be plowed under and not grazed.


When used on erodible soils, best management practices for minimizing runoff should be employed. Consult your local Soil Conservation Service for recommendations in your use area.

Do not apply within 100 feet of the following aquatic areas: lakes, reservoirs, rivers, permanent streams, marshes, natural ponds and estuaries.

Do not cultivate within 10 feet of an aquatic area to allow growth of a vegetative filter strip.

Do not apply this product with knapsack or similar equipment that is placed on the user's body.

After May 31, 2005, do not apply to hydrologic soil group A soils that are excessively drained and predominately sand or loamy sand such as soils in the suborder psamments with shallow water tables (less than 50 feet deep). These classifications and soil taxonomy refer to USDA definitions. If you are unsure of the type of soil you are treating, please consult with you county's extension agent or the product manufacturer.



13/14

### IMPORTANT: READ BEFORE USE

Read the entire Directions for Use, Conditions, Disclaimer of Warranties and Limitations of Liability before using this product. If terms are not acceptable, return the unopened product container at once.


By using this product, user or buyer accepts the following Conditions, Disclaimer of Warranties and Limitations of Liability.

**CONDITIONS:** The directions for use of this product are believed to be adequate and should be followed carefully. However, it is impossible to eliminate all risks associated with the use of this product. Crop injury, ineffectiveness or other unintended consequences may result because of such factors as weather conditions, presence of other materials, or the manner of use or application, all of which are beyond the control of Bayer CropScience. All such risks shall be assumed by the user or buyer.

**DISCLAIMER OF WARRANTIES:** BAYER CROPSCIENCE MAKES NO OTHER WARRANTIES, EXPRESS OR IMPLIED, OF MERCHANTABILITY OR OF FITNESS FOR A PARTICULAR PURPOSE OR OTHERWISE, THAT EXTEND BEYOND THE STATEMENTS MADE ON THIS LABEL. No agent of Bayer CropScience is authorized to make any warranties beyond those contained herein or to modify the warranties contained herein. BAYER CROPSCIENCE DISCLAIMS ANY LIABILITY WHATSOEVER FOR SPECIAL, INCIDENTAL OR CONSEQUENTIAL DAMAGES RESULTING FROM THE USE OR HANDLING OF THIS PRODUCT.

**LIMITATIONS OF LIABILITY:** THE EXCLUSIVE REMEDY OF THE USER OR BUYER FOR ANY AND ALL LOSSES, INJURIES OR DAMAGES RESULTING FROM THE USE OR HANDLING OF THIS PRODUCT, WHETHER IN CONTRACT, WARRANTY, TORT, NEGLIGENCE, STRICT LIABILITY OR OTHERWISE, SHALL NOT EXCEED THE PURCHASE PRICE PAID, OR AT BAYER CROPSCIENCE'S ELECTION, THE REPLACEMENT OF PRODUCT.

### NET CONTENTS:



**Bayer CropScience LP**  
**P.O. Box 12014, 2 T.W. Alexander Drive**  
**Research Triangle Park, North Carolina 27709**  
**1-866-99BAYER (1-866-992-2937)**

Nemacur 3 Emulsifiable Systemic Insecticide-Nematicide (MASTER) Approved 10/3/02, Notification 9/22/03.

# Bayer CropScience



EPA Correspondence No. 03-02F  
September 24, 2003

Ms. Cynthia Giles-Parker  
Registration Division (H7505C)  
Office of Pesticide Programs  
U.S. Environmental Protection Agency  
Room 266A, Crystal Mall 2  
1921 Jefferson Davis Highway  
Arlington, Virginia 22202

Re: Notification of a Minor Revision to the Directions for Use for  
NEMACUR® 3 Emulsifiable Systemic Insecticide-Nematicide  
(EPA Reg. No. 264-731)

Dear Ms. Giles-Parker:

Bayer CropScience  
2 T.W. Alexander Drive  
Research Triangle Park, NC 27709  
Phone: 919 549-2000

Bayer CropScience is submitting a Notification of a minor label amendment for NEMACUR® 3 Emulsifiable Systemic Insecticide-Nematicide (EPA Reg. No. 264-731). The label has been revised to exclude the use of NEMACUR® 3 on pineapple in California by adding the phrase "(Except California)" to the Directions for Use. Five copies of the revised label, dated September 22, 2003, are enclosed.

This Notification is consistent with the provision of PR Notice 98-10 and EPA regulations at 40 CFR 152.46, and no other changes have been made to the labeling or the confidential statement of formula of this product. I understand that it is a violation of 18 U.S.C. Sec. 1001 to willfully make any false statement to EPA. I further understand that if this Notification is not consistent with the terms of PR Notice 98-10 and 40 CFR 152.46, this product may be in violation of FIFRA and I may be subject to enforcement action and penalties under sections 12 and 14 of FIFRA.

Please phone me at (919) 549-2870 if you have any questions regarding this Notification.

Sincerely,

A handwritten signature in black ink that reads 'Larry R. Hodges'. The signature is written in a cursive style with a large 'L' and 'H'.

Larry R. Hodges, Ph.D.  
Registration Manager

