

264-686

10-17-2011

1/14



UNITED STATES ENVIRONMENTAL PROTECTION AGENCY
WASHINGTON, D.C. 20460

OFFICE OF CHEMICAL SAFETY
AND POLLUTION PREVENTION

Nang-Ly Chow, Ph.D.
Bayer CropScience LP
P.O. Box 12014; 2 T.W. Alexander Drive
Research Triangle Park, NC 27709

OCT 17 2011

Subject: Notification Under PRN 98-10 to Remove Expired Patent Number
Tribute Solo WG32 Herbicide (Alternate Brand Name "Equip Corn Herbicide")
EPA Reg. No. 264-686
Your Application, Dated September 28, 2011

Dear Dr. Chow:

The Agency is in receipt of your Application for Pesticide Notification under Pesticide Registration Notice (PRN) 98-10 for the subject product. The Registration Division (RD) has conducted a review of this request for applicability under PRN 98-10 and finds that the label change requested falls within the scope of the PRN. The label has been date-stamped "Notification" and will be placed in our records.

If you have any questions, please call me directly at (703) 306-0415 or Susan Stanton of my staff at (703) 305-5218.

Sincerely,

A handwritten signature in black ink, appearing to read "Kable Bo Davis", enclosed in a large, loopy oval.

Kable Bo Davis, Product Manager 25
Herbicide Branch
Registration Division (7505P)
Office of Pesticide Programs

NOTIFICATION

OCT 17 2011



Bayer CropScience

4
14

Equip Corn Herbicide

A Herbicide for the Control of Annual and Perennial Grass and Broadleaf Weeds in Field Corn

ACTIVE INGREDIENTS:

Foramsulfuron (CAS Number 173159-57-4).....	30.0%
Iodosulfuron-Methyl-Sodium (CAS Number 144550-36-7).....	2.0%

INERT INGREDIENTS:	68.0%
---------------------------------	--------------

This product is a water dispersible granule containing 32% of total active ingredients by weight.	TOTAL:	100.0%
---	---------------	---------------

EPA Reg No. 264-686

E.P.A. Est. No.

KEEP OUT OF REACH OF CHILDREN CAUTION

Si usted no entiende la etiqueta, busque a alguien para que se la explique a usted en detalle.
(If you do not understand the label, find someone to explain it to you in detail.)

For MEDICAL And TRANSPORTATION Emergencies ONLY Call 24 Hours A Day 1-800-334-7577
For PRODUCT USE Information Call 1-866-99BAYER (1-866-992-2937)

FIRST AID

IF SWALLOWED:	<ul style="list-style-type: none"> • Call a poison control center or doctor immediately for treatment advice. • Have person sip a glass of water if able to swallow. • Do not induce vomiting unless told to do so by a poison control center or doctor. • Do not give anything by mouth to an unconscious person.
IF IN EYES:	<ul style="list-style-type: none"> • Hold eye open and rinse slowly and gently with water for 15-20 minutes. • Remove contact lenses, if present, after the first 5 minutes, then continue rinsing eye. • Call a poison control center or doctor for treatment advice.
IF ON SKIN OR CLOTHING	<ul style="list-style-type: none"> • Take off contaminated clothing. • Rinse skin immediately with plenty of water for 15 – 20 minutes. • Call a poison control center or doctor for treatment advice.

For MEDICAL Emergencies Call 24 Hours A Day 1-800-334-7577.

Have the product container or label with you when calling a poison control center or doctor or going for treatment.

PRECAUTIONARY STATEMENTS

CAUTION

HAZARD TO HUMANS AND DOMESTIC ANIMALS

Harmful if swallowed. Causes moderate eye irritation. Avoid contact with eyes, skin or clothing. Prolonged or frequently repeated skin contact may cause allergic reaction in some individuals.

PERSONAL PROTECTIVE EQUIPMENT (PPE)

Some materials that are chemical-resistant to this product are listed below. If you want more options, follow the instructions for category A on an EPA chemical resistance category selection chart.

Applicators and other handlers must wear: Long-sleeved shirt and long pants, socks, shoes and chemical-resistant gloves made of any waterproof material such as polyethylene or polyvinyl chloride. Follow manufacturer's instructions for cleaning/maintaining PPE. If no such instructions for washables, use detergent and hot water. Keep and wash PPE separately from other laundry.

5
14

Engineering control statement:

When handlers use closed systems, enclosed cabs, or aircraft in a manner that meets the requirements listed in the Worker Protection Standard (WPS) for agricultural pesticides [(40 CFR §170.240(d)(4-6)], the handler PPE requirements may be reduced or modified as specified in the WPS.

USER SAFETY RECOMMENDATIONS

Users should wash hands before eating, drinking, chewing gum, using tobacco or using the toilet.

ENVIRONMENTAL HAZARDS

This product is toxic to non-target plants. Do not apply directly to water, to areas where surface water is present or to intertidal areas below the mean high water mark.

This product has a high potential for runoff after application. Poorly draining soils and soils with shallow water tables are more prone to produce runoff that contains this product. A level, well-maintained vegetative buffer strip between areas to which this product is applied and surface water features such as ponds, streams and springs will reduce the potential for contamination of water from runoff. Runoff of this product will be reduced by avoiding applications when rainfall is forecasted to occur within 48 hours. Sound erosion control practices will reduce this product's contribution to surface water contamination.

Do not contaminate water when disposing of equipment washwater or rinsate.

DIRECTIONS FOR USE

It is a violation of Federal law to use this product in a manner inconsistent with its labeling.
Read entire label before using this product.

Do not apply this product in a way that will contact workers or other persons, either directly or through drift. Only protected handlers may be in the same area during application. For any requirements specific to your State or Tribe, consult the agency responsible for pesticides.

AGRICULTURAL USE REQUIREMENTS

Use this product only in accordance with its labeling and with the Worker Protection Standard, 40 CFR part 170. This standard contains requirements for the protection of agricultural workers on farms, forests, nurseries, and greenhouses, and handlers of agricultural pesticides. It contains requirements for training, decontamination, notification and emergency assistance. It also contains specific instructions and exceptions pertaining to the statements on this label about personal protective equipment (PPE) and restricted entry intervals. The requirements in this box only apply to uses of this product that are covered by the Worker Protection Standard.

Do not enter or allow worker entry into treated areas during the restricted entry interval (REI) of 12 hours.

PPE required for early entry to treated areas that is permitted under the Worker Protection Standard and that involves contact with anything that has been treated such as plants, soil or water, is coveralls, socks and shoes and chemical-resistant gloves made of any waterproof material such as polyethylene or polyvinyl chloride.

PESTICIDE STORAGE AND DISPOSAL

Do not contaminate water, food or feed by storage or disposal.

PESTICIDE STORAGE

Keep container tightly closed when not in use. Avoid cross contamination with other pesticides.

PESTICIDE DISPOSAL

Wastes resulting from the use of this product may be disposed of on site or at an approved waste disposal facility.

CONTAINER DISPOSAL

Non-refillable container. Do not reuse or refill this container. Offer for recycling, if available. Triple rinse container (or equivalent) promptly after emptying. Triple rinse as follows: Empty the remaining contents into application equipment or a mix tank. Fill the container ¼ full with water and recap. Shake for 10 seconds. Pour rinsate into application equipment or a mix tank or store rinsate for later use or disposal. Drain for 10 seconds after the flow begins to drip. Repeat this procedure two more times. Then puncture and disposed of in a sanitary landfill, or by incineration; or, if allowed by State and local authorities, by burning. If burned, stay out of smoke.

GENERAL INFORMATION

Equip Corn Herbicide is a combination of two sulfonylurea herbicides. Equip Corn Herbicide is intended for application as a foliar spray in corn for the control of annual and perennial grass and broadleaf weeds. Weed growth ceases within 4 hours after Equip Corn Herbicide is applied. Symptoms progress from yellowing to necrosis resulting in eventual plant death within 1-3 weeks after application.

Sulfonylurea herbicides have been associated with temporary yellowing or stunting. Corn quickly outgrows these effects and develops normally. Equip Corn Herbicide contains a safener which enhances the ability of corn to recover from any initial herbicide effects. Equip Corn Herbicide is for use on field corn and is **NOT** to be used on sweet corn or popcorn. Equip Corn Herbicide is not recommended for

use on corn grown for seed (inbreds). Equip Corn Herbicide can be used on all types of field corn, including hi-lysine, white and high oil corn.

Injury arising from Equip Corn Herbicide due to hybrid sensitivity is the responsibility of the user. Follow seed company recommendation charts for hybrid sensitivity to sulfonylurea herbicides or ALS inhibitors.

Do not apply Equip Corn Herbicide to corn that exhibits herbicide injury from previous applications of other herbicides.

INSECTICIDE INTERACTION INFORMATION

Soil Insecticide Interaction Information

When Equip Corn Herbicide and organophosphate (OP) insecticides are applied to corn, the degradation of Equip Corn Herbicide is slower and corn injury can occur. Do not use Equip Corn Herbicide in the same season as Counter® 15G, Counter® 20CR in furrow, Dyfonate® and Thimet®.

For all corn hybrids, the following soil applied insecticides may be used prior to an application of Equip Corn Herbicide :

Soil Applied Insecticide	Use Pattern	Use of Equip Corn Herbicide in the Same Season
Aztec®	All	No use precautions
Capture®, Force®, Regent®	All	No use precautions
Lorsban® 15G	All	Temporary injury may occur
Counter® 20CR	T-band	Consult Counter® 20CR label
Counter® 20CR	In-furrow	DO NOT USE
Counter® 15G, Thimet®, Dyfonate®	All	DO NOT USE

Foliar Insecticide Interaction Information

Foliar applications of an OP insecticide should **not** be made within 7 days of an Equip Corn Herbicide application or injury may result.

APPLICATION TIMING

Weed Application Timing

Equip Corn Herbicide is for postemergent use only. Best results are obtained when applications are made to young actively growing weeds. Equip Corn Herbicide will affect weeds that are larger than the recommended height, however, speed of activity and control may be reduced. Equip Corn Herbicide will provide short term residual control of small seeded broadleaf weeds.

Broadcast Corn Application Timing

Broadcast applications of Equip Corn Herbicide must be made when corn is V1 (i.e., exhibiting 1 visible collar) through V4 growth stage.

Late or Rescue Applications:

Applications of Equip Corn Herbicide at 1.5 ounces per acre may be applied to escaped weeds beyond labeled weed heights. In these situations, partial control and reduced weed competition can be expected.

Drop Nozzles must be used for applications of Equip Corn Herbicide when corn is greater than V4 and less than V8 stage of growth. Do not apply to corn that is more mature than V8 (i.e. more than 8 visible leaf collars) stage of growth.

Yield loss due to competition: Research indicates competition from foxtail exceeding 4 inches in height may reduce corn yields. Applications to foxtail and other annual grasses that exceed the sizes stated on the label increases the risk of yield losses due to prolonged competition with the crop even though control may be acceptable.

Applications of Equip Corn Herbicide on corn that is V5 to V8 increases the potential for crop response. The risk may be greatly reduced, but not eliminated, by using drop nozzles properly placed between corn rows to optimize coverage on the weeds and minimize spray contact in the whorl and the leaf axles of the corn stalks.

SPRAY ADDITIVES

Equip Corn Herbicide is a water dispersible granule that requires the use of an external adjuvant and nitrogen fertilizer.

- **Methylated or ethylated seed oil**, containing at least 80% MSO and with 10% emulsifier or greater, in combination with nitrogen fertilizer, is the recommended adjuvant type to provide optimum weed control with Equip Corn Herbicide.
- Non-ionic surfactants, crop oil concentrates, crop oil concentrate/methylated seed oil blends, and refined vegetable oils are not recommended for use with Equip Corn Herbicide. The use of these adjuvants in place of methylated seed oil will result in unacceptable weed control.
- In areas of low relative humidity (west of U.S. Highway 281, which begins in Texas and ends in North Dakota) Urea Ammonium Nitrate (UAN) is preferred over Ammonium Sulfate (AMS) and higher rates are recommended.

- The addition of nitrogen fertilizer replacements or adding insufficient amounts of nitrogen fertilizer may result in reduced weed control.

Recommended rates for methylated or ethylated seed oils and nitrogen fertilizers are listed in the following table:

Gallons Per Acre (GPA)	Adjuvant Type	Adjuvant Rate ¹	Nitrogen Fertilizer ²	Nitrogen Fertilizer Rate
10-20	Methylated or Ethylated Seed Oil (MSO or ESO)	1.5 pts./acre	28% or 32% Urea Ammonium Nitrate (UAN)	1.5 -2 qts./acre
10-20	Methylated or Ethylated Seed Oil (MSO or ESO)	1.5 pts./acre	Spray Grade Ammonium Sulfate (AMS)	1.5-3 lbs/ac

¹ For spray volumes of 15 gallons per acre or more, 1% v/v of methylated or ethylated seed oil can be used.

² Nitrogen fertilizer must be used in combination with an adjuvant.

APPLICATION METHODS

Uniform, thorough spray coverage is important to achieve consistent weed control. Select nozzles and pressure that deliver **MEDIUM** spray droplets as indicated in nozzle manufacturer's catalogs and in accordance with ASAE Standard S-572. Nozzles that deliver **COARSE** spray droplets may be used to reduce spray drift provided spray volume per acre (GPA) is increased to maintain coverage of weeds.

Do not use nozzles that produce **FINE** (e.g. - Cone) or **EXTRA COARSE** (e.g. - Flood jet) spray droplets.

Ground Application

Equip Corn Herbicide can be applied broadcast in a minimum of 10 gallons of water per acre. For weed control in dense weed populations or under adverse growing conditions, 15 to 20 gallons of water per acre is recommended.

Typically, flat-fan nozzles operated at 30-60 PSI will deliver **MEDIUM** spray droplets, providing optimum spray coverage and canopy penetration. Lower pressure operation and/or higher volume flat fan nozzles, typically, deliver **COARSE** sprays. Refer to nozzle manufacturer catalogs.

Air induction nozzles should be used at or near 80 psi to produce a medium droplet size.

See the *Spray Drift Management* section of this label for additional information on proper application of Equip Corn Herbicide.

Mixing Instructions

Equip Corn Herbicide must be applied with clean and properly calibrated equipment. Prior to adding Equip Corn Herbicide, ensure that the spray tank, filters and nozzles have been thoroughly cleaned.

1. Fill spray tank with 25% of the required volume of water, and begin agitation prior to the addition of Equip Corn Herbicide.
2. Continue agitation to ensure full dispersion of Equip Corn Herbicide.
3. If Equip Corn Herbicide is applied in a tank mixture with other pesticides, add Equip Corn Herbicide to the spray tank first and ensure it is thoroughly dispersed before adding other pesticides.
4. Continue to fill the spray tank with water to the desired volume and agitate while adding the required spray adjuvants and nitrogen fertilizers.

Continue agitation during application to ensure a uniform spray mixture. (If is added to a partial tank of spray solution, pre-slurry Equip Corn Herbicide in clean water prior to adding to the tank.)

If ammonium sulfate (AMS) is the nitrogen fertilizer source, it is preferred that the AMS go into the tank before the Equip Corn Herbicide.

RE-SUSPENDING WG PRODUCTS IN SPRAY SOLUTION

Like other Water Dispersible Granules or suspension concentrates (SC's), will settle if left standing without agitation. If the spray solution is allowed to settle for one hour or more, re-agitate the spray solution for a minimum of 10 minutes before application.

COMPATIBILITY

If Equip Corn Herbicide is to be tank mixed with other herbicides, compatibility should be tested prior to mixing. To test for compatibility, use a small container and mix a small amount (0.5 to 1qt) of spray, combining all ingredients in the same ratio as the anticipated use. If any indications of physical incompatibility develop, do not use this mixture for spraying. Indications of incompatibility usually occur within 5-15 minutes after mixing. Read and follow the label of each tank mix product used for precautionary statements, directions for use, geographic and other restrictions.

WEED CONTROL RECOMMENDATIONS

Rate Recommendation Tables for Weed Control

Equip Corn Herbicide should be applied at a rate of 1½ ounces of product per acre, in field corn. Equip Corn Herbicide provides control of emerged weeds. Grass weeds emerging after application may require retreatment with Option® Corn Herbicide. Equip Corn Herbicide should not be applied more than once per use season and should not exceed 1 1/2 ounces per acre. Equip Corn Herbicide at 1 1/2 ounces of product per acre for control of grass and broadleaf weeds is shown in the following table.

**Grass Weeds Controlled with Equip Corn Herbicide
at a Rate of 1.5 Ounces of Product per Acre**

Grass Weed Species	Maximum Weed Height or Diameter At Application (Inches)
Barnyardgrass	4
Bluegrass, annual	3
Brome, downy	4
Brome, smooth	4
Canarygrass, reed	4
Crabgrass, large ^b	2
Cupgrass, woolly ^b	2
Fescue, tall	4
Foxtail, bristly	3
Foxtail, giant	3
Foxtail, green	3
Foxtail, yellow	3
Goosegrass	3
Johnsongrass, rhizome	8
Johnsongrass, seedling	8
Millet, wild-proso	2
Oat, wild	4
Orchardgrass	4
Panicum, fall	3
Panicum, Texas	2
Quackgrass	6
Ryegrass, Italian	4
Sandbur, field ^a	2
Shattercane	8
Signalgrass, broadleaf ^b	2
Stinkgrass (Lovegrass)	3
Wirestem Muhly	6
Witchgrass	3
Volunteer Cereals	4
Volunteer Sorghum	8

^a Adequate soil moisture required for control.

^b For best management of these weeds a pre-emergent grass herbicide followed by Equip Corn Herbicide is recommended.

Broadleaf Weeds Controlled with Equip Corn Herbicide at a Rate of 1.5 Ounces of Product per Acre

Broadleaf Weed Species	Maximum Weed Height At Application (Inches)
Alfalfa	3
Burcucumber	4
Canada Thistle	3
Chickweed, common	3
Cocklebur, common	6
Dandelion	3
Jimsonweed	4
Kochia	3
Lambsquarters, common	4
Lambsquarters (triazine-resistant)	4
Ladysthumb	3
Marestail	3
Morningglory, entireleaf	2
Morningglory, ivyleaf	2
Morningglory, pitted	2
Morningglory, tall	2
Mustard, wild	4
Nightshade, eastern black	4
Nightshade, hairy	4
Palmer Amaranth	2
Pigweed, redroot	4
Pigweed, redroot (triazine-resistant)	4
Pigweed, smooth	3
Pigweed, tumble	3
Ragweed, common	4
Ragweed, giant	4
Shepherds-purse	5
Sicklepod *	Suppression
Smartweed, Pennsylvania	4
Sowthistle, annual	4
Sunflower, common	6
Velvetleaf	4
Venice Mallow	2
Wild Carrot	4

* Tankmix with Atrazine for control of 3" sicklepod.

Weed Resistance

ALS-resistance exists in some biotypes. These biotypes will **not** be controlled by Equip Corn Herbicide. Consider using herbicides with other modes of action such as Liberty® Herbicide or Balance® Pro Herbicide to control these species.

Cultivation

Cultivation can help remove suppressed weeds or multiple flushing weeds. Cultivation can be made at least 7 days before, or after, an application of Equip Corn Herbicide.

10
14

TANK MIX RECOMMENDATIONS FOR EQUIP CORN HERBICIDE

Certain tank mixes may aid in the performance of Equip Corn Herbicide. When using Equip Corn Herbicide in tank mix combinations, follow the precautions and directions of the most restrictive label.

Tank Mixtures for Additional Weed Control

Methylated or ethylated seed oil and nitrogen are recommended for use with all tankmix partners used in conjunction with Equip Corn Herbicide.

Atrazine ²	Fultime™ Herbicide	Permit® Herbicide
Confidence® Herbicide	Guardsman Max ²	Prowl®
Confidence® Xtra 5.6L Herbicide	Harness®	Sterling™ Plus Herbicide
Define™ SC Herbicide	Harness® Xtra ²	TopNotch™ Herbicide
Degree™ Herbicide	Harness® Xtra 5.6L ²	Volley™ Herbicide
Degree Xtra™ Herbicide	Keystone™ Herbicide ²	Yukon™ Herbicide
Dicamba ¹	Marksman® ²	
Distinct™ Herbicide ³	Outlook™ Herbicide	

¹ Banvel® Herbicide/Clarity® Herbicide/Sterling® Herbicide and other 4 lb ai/gallon products.

² Treat weeds that are less than 3 inches in height. Reduced control of quackgrass and wirestem muhly can be expected.

³ Tankmixtures with Distinct should not be applied until corn reaches 4 inches in height.

Tank Mixtures for Insect Control

To provide weed and insect control in corn, Equip Corn Herbicide may be mixed with the following foliar insecticides.

Ambush® Insecticide	Baythroid® 2 Emulsifiable Pyrethroid Insecticide	Mustang®	Warrior™ Insecticide
Asana® XL Insecticide	Capture®	Pounce® 3.2EC Insecticide	

Use tank mix directions appearing on the label of the above herbicides/insecticides when tank mixing with this product. Observe all precautions and limitations of products in a particular tank mix. Follow the most restrictive label.

TANK CLEANUP PROCEDURE

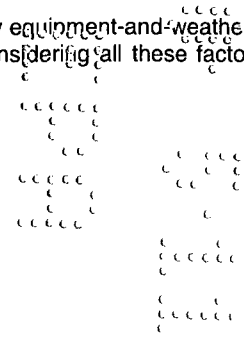
1. Drain the tank completely, then wash out tank, boom and hoses with clean water. Drain again.
2. Fill the tank half full with clean water and add ammonia (i.e., 3% domestic ammonia solution) at a dilution rate of 1% (i.e., 1 gallon of domestic ammonia for every 100 gallons of rinsate). Completely fill the tank with water. Agitate/recirculate and flush through boom and hoses. Leave agitation on for 10 minutes. Drain tank completely.
3. Repeat Step 2.
4. Remove nozzles and screens and soak them in a 1% ammonia solution. Inspect nozzles and screens and remove visible residues.
5. Flush tank, boom, and hoses with clean water.
6. Inspect tank for visible residues. If present, repeat Step 2.

SPRAY DRIFT MANAGEMENT

Equip Corn Herbicide is not volatile. Damage to sensitive crops can occur as a result of spray drift. Spray drift can be managed by several application factors and by spraying under the appropriate climatic conditions. Consequently, avoidance of spray drift is the responsibility of the applicator.

SENSITIVE AREAS: The pesticide should only be applied when the potential for drift to adjacent sensitive areas (e.g., residential areas, bodies of water, known habitats for threatened or endangered species, non-target crops) is minimal (e.g., when wind is blowing away from the sensitive areas).

Avoiding spray drift at the application site is the responsibility of the applicator. The interaction of many equipment- and weather-related factors determine the potential for spray drift. The applicator and the grower are responsible for considering all these factors when making decisions.



Do not apply under circumstances where possible drift to unprotected persons or to food, forage, or other plantings that might be damaged or crops thereof rendered unfit for sale, use or consumption can occur.

INFORMATION ON DROPLET SIZE:

The most effective way to reduce drift potential is to apply large droplets. The best drift management strategy is to apply the largest droplets that provide sufficient coverage and control. Applying larger droplets reduces drift potential, but will not prevent drift if applications are made improperly, or under unfavorable environmental conditions (see Wind, Temperature and Humidity, and Temperature Inversions below).

Uniform, thorough spray coverage is important to achieve consistent weed control. Select nozzles and pressure that deliver **MEDIUM** spray droplets as indicated in nozzle manufacturer's catalogs and in accordance with ASAE Standard S-572. Nozzles that deliver **COARSE** spray droplets may be used to reduce spray drift provided spray volume per acre (GPA) is increased to maintain coverage of weeds.

CONTROLLING DROPLET SIZE:

- Volume - Use high flow rate nozzles to apply the highest practical spray volume. Nozzles with higher rated flows produce larger droplets.
- Pressure - Do not exceed the nozzle manufacturer's recommended pressures. For many nozzle types lower pressure produces larger droplets. When higher flow rates are needed, use higher flow rate nozzles instead of increasing pressure.
- Number of nozzles - Use the minimum number of nozzles that provide uniform coverage.
- Nozzle Orientation - Orienting nozzles so that the spray is released parallel to the airstream produces larger droplets than other orientations and is the recommended practice. Significant deflection from horizontal will reduce droplet size and increase drift potential.
- Nozzle Type - Use a nozzle type that is designed for the intended application. With most nozzle types, narrower spray angles produce larger droplets. Consider using low-drift nozzles. Solid stream nozzles oriented straight back produce the largest droplets and the lowest drift.

BOOM LENGTH:

For some use patterns, reducing the effective boom length to less than 3/4 of the wingspan or rotor length may further reduce drift without reducing swath width.

APPLICATION HEIGHT:

Applications should not be made at a height greater than 10 feet above the top of the largest plants unless a greater height is required for aircraft safety. Making applications at the lowest height that is safe reduces exposure of droplets to evaporation and wind.

For ground boom applications, apply with nozzle height no more than 4 feet above the ground or crop canopy.

SWATH ADJUSTMENT:

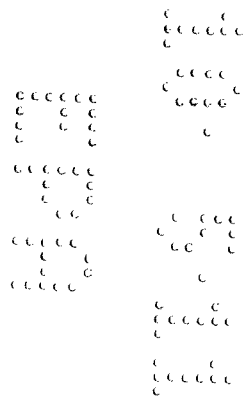
When applications are made with a crosswind, the swath will be displaced downward. Therefore, on the up and downwind edges of the field, the applicator must compensate for this displacement by adjusting the path of the aircraft upwind. Swath adjustment distance should increase, with increasing drift potential (higher wind, smaller drops, etc.)

WIND:

Drift potential is lowest between wind speeds of 2 - 10 mph. However, many factors, including droplet size and equipment type determine drift potential at any given speed. Application should be avoided below 2 mph due to variable wind direction and high inversion potential. **NOTE:** Local terrain can influence wind patterns. Every applicator should be familiar with local wind patterns and how they affect spray drift.

TEMPERATURE AND HUMIDITY:

When making applications in low relative humidity, set up equipment to produce larger droplets to compensate for evaporation. Droplet evaporation is most severe when conditions are both hot and dry. Avoid spraying during conditions of low humidity and/or high temperatures.



12
14

TEMPERATURE INVERSIONS:

- Do not make ground applications into areas of temperature inversions. Temperature inversions restrict vertical air mixing, which causes small suspended droplets to remain in a concentrated cloud. This cloud can move in unpredictable directions due to the light variable winds common during inversions. Temperature inversions are characterized by increasing temperatures with altitude and are common on nights with limited cloud cover and light to no wind. They begin to form as the sun sets and often continue into the morning. Their presence can be indicated by ground fog; however, if fog is not present, inversions can also be identified by the movement of smoke from a ground source or an aircraft smoke generator. Smoke that layers and moves laterally in a concentrated cloud (under low wind conditions) indicates an inversion, while smoke that moves upward and rapidly dissipates indicates good vertical air mixing.

ROTATIONAL CROP DIRECTIONS

Equip Corn Herbicide rapidly degrades in the soil. This degradation is enhanced by warm moist soils that are microbially active.

If a corn crop has been destroyed by hail or other means soon after a Equip Corn Herbicide application, corn can be replanted 15 days after the Equip Corn Herbicide application. Rotational intervals to all other crops is illustrated below:

Rotational Crop Intervals for Equip Corn Herbicide

Crop	Rotational Interval
Alfalfa	18 months
Barley (Spring)	8 months
Barley (Winter)	2 months
Canola	18 months
Corn (Field, Pop, Sweet)	15 days
Cotton *	9 months
Dry Beans	18 months
Grain or Forage Sorghum	9 months
Oats	9 months
Peas, Snap Beans	18 months
Potatoes	18 months
Red Clover	18 months
Rice	18 months
Rye (Winter)	2 months
Soybeans	9 months
Sugarbeets	18 months
Sunflowers	18 months
Wheat (Spring)	8 months
Wheat (Winter)	2 months
All other crops	18 months

East of Interstate 35, planting of cotton must wait 18 months when soil pH is greater than 7.5 and when less than 15" of annual precipitation has occurred from an application of Equip Corn Herbicide.

OTHER CROPS

All other crops may be seeded only after the completion of a successful field bioassay after a Equip Corn Herbicide application. Refer to the "Field Bioassay" section.

FIELD BIOASSAY

A field bioassay must be completed before rotating to crops other than those specified in the "Rotational Crop Directions" section of this label. To conduct an effective field bioassay, grow strips of the crop you intend to grow the following season in a field previously treated with Equip Corn Herbicide. The test strip should include low areas and knolls, and include variations in soil such as type and pH. Crop response to the bioassay will determine if the crop(s) grown in the test strips can be grown safely in areas previously treated with Equip Corn Herbicide.

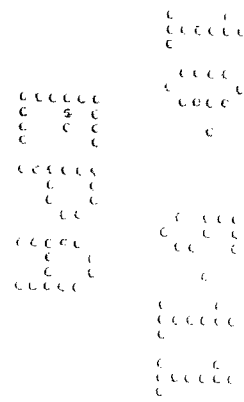
RESISTANCE MANAGEMENT

Some weed populations may contain plants naturally resistant to Equip Corn Herbicide or other herbicides with the same mode of action (ALS/AHAS enzyme inhibitors). Repeated use of herbicides with the same mode of action, allow resistant weeds to spread. To manage the development and spread of resistant weed populations, use herbicides with different modes of action in tank mixture, rotation, or in conjunction with alternate cultural practices. Equip Corn Herbicide can be used effectively as one of the modes of action in a Balance® Pro or Liberty® herbicide rotation.

13
14

PRECAUTIONS FOR USE

1. Equip Corn Herbicide is rainfast 2 hours after application to most weed species. Rainfall within 2 hours may necessitate retreatment with Option® Corn Herbicide or may result in reduced weed control. Applications should be made to actively growing weeds. Weed control may be reduced if application is made when weeds are dust covered or in the presence of heavy dew, fog, and mist/rain or when weeds are under stress due to drought.
2. DO NOT apply when wind causes drift to off-site vegetation as injury may occur. Small amounts of Equip Corn Herbicide delivered via drift or tank contamination can cause severe damage to other crops. Careful management of spray drift and tank cleanout is required.
3. DO NOT apply more than one application of Equip Corn Herbicide to corn in one growing season.
4. DO NOT apply to soils with pH \geq 8.0.
5. DO NOT apply Equip Corn Herbicide within 70 days of harvesting corn grain or 45 days of harvesting corn forage. Do not graze within 45 days of an Equip Corn Herbicide application.
6. DO NOT plant rotational crops immediately following Equip Corn Herbicide application. Corn can be planted 15 days after an application of Equip Corn Herbicide. For all other crops refer to the rotational crops portion of this label.
7. DO NOT use nitrogen solutions as the sole herbicide spray carrier solution.
8. DO NOT apply this product by air or through any type of irrigation system.
9. Apply Equip Corn Herbicide spray mixtures within 24 hours of mixing to avoid product degradation.
10. DO NOT apply more than 0.0765 lb ai/A of foramsulfuron from all recommended application of Equip Corn Herbicide and Option® Corn Herbicide.



14
14

IMPORTANT: READ BEFORE USE

Read the entire Directions for Use, Conditions, Disclaimer of Warranties and Limitations of Liability before using this product. If terms are not acceptable, return the unopened product container at once.

By using this product, user or buyer accepts the following Conditions, Disclaimer of Warranties and Limitations of Liability.

CONDITIONS: The directions for use of this product are believed to be adequate and should be followed carefully. However, it is impossible to eliminate all risks associated with the use of this product. Crop injury, ineffectiveness or other unintended consequences may result because of such factors as weather conditions, presence of other materials, or the manner of use or application, all of which are beyond the control of Bayer CropScience. All such risks shall be assumed by the user or buyer.

DISCLAIMER OF WARRANTIES: BAYER CROPSCIENCE MAKES NO OTHER WARRANTIES, EXPRESS OR IMPLIED, OF MERCHANTABILITY OR OF FITNESS FOR A PARTICULAR PURPOSE OR OTHERWISE, THAT EXTEND BEYOND THE STATEMENTS MADE ON THIS LABEL. No agent of Bayer CropScience is authorized to make any warranties beyond those contained herein or to modify the warranties contained herein. BAYER CROPSCIENCE DISCLAIMS ANY LIABILITY WHATSOEVER FOR SPECIAL, INCIDENTAL OR CONSEQUENTIAL DAMAGES RESULTING FROM THE USE OR HANDLING OF THIS PRODUCT.

LIMITATIONS OF LIABILITY: THE EXCLUSIVE REMEDY OF THE USER OR BUYER FOR ANY AND ALL LOSSES, INJURIES OR DAMAGES RESULTING FROM THE USE OR HANDLING OF THIS PRODUCT, WHETHER IN CONTRACT, WARRANTY, TORT, NEGLIGENCE, STRICT LIABILITY OR OTHERWISE, SHALL NOT EXCEED THE PURCHASE PRICE PAID, OR AT BAYER CROPSCIENCE'S ELECTION, THE REPLACEMENT OF PRODUCT.


NET CONTENTS: Various Sizes

Balance, Baythroid, Liberty and Aztec are registered trademarks of Bayer. Define SC is a trademark of Bayer.
Lorsban is a registered trademark and Topnotch, Keystone, Volley and Fultime are trademarks of Dow AgroSciences LLC.
Banvel, Clarity, Thimet, Counter, Prowl, Regent and Marksman are registered trademarks and Distinct, Guardsman Max and Outlook are trademarks of BASF Corporation.
Harness is a registered trademark and Degree and Degree Xtra are trademarks of Monsanto Company.
Confidence and Confidence Xtra are registered trademarks and Yukon is a trademark of Monsanto Technology LLC.
Permit is a registered trademark of Nissan Chemical Industries, Ltd.
Asana XL is a registered trademark of E.I. DuPont DeNemours and Co
Pounce, Capture, Mustang and Furadan are registered trademarks of FMC Corporation
Ambush and Force are registered trademarks and Warrior is a trademark of Zeneca Company.
Sterling Plus is a trademark of Agrilience, LLC.



Bayer CropScience

Bayer CropScience LP
P.O. Box 12014, 2 T.W. Alexander Drive
Research Triangle Park, North Carolina 27709
1-866-99BAYER (1-866-992-2937)



Equip Corn Herbicide (Master) 12/13/04, Notif 06/30/08, Notification 05/18/2011