

264-652

11/06/2003

1/9



UNITED STATES ENVIRONMENTAL PROTECTION AGENCY
WASHINGTON, D.C. 20460

NOV 6 2003

OFFICE OF
PREVENTION, PESTICIDES
AND TOXIC SUBSTANCES

Paul A Cain Ph.D.
Bayer CropScience LP
P.O. Box 12014, 2 T.W. Alexander Drive
Research Triangle Park, NC 27709

Dear Dr. Cain:

Subject: Revised Labeling
Rely Herbicide
EPA Registration No. 264-652 ✓
Your Submission Dated October 15, 2003

The amendment referred to above, submitted in connection with registration under the Federal Insecticide, Fungicide and Rodenticide Act (FIFRA), as amended is acceptable provided that you submit one (1) copy of your final printed labeling before you release the product for shipment.

A stamped copy of the labeling is enclosed for your records.

If you have any questions concerning this letter, please contact Mr. James Stone at 703-305-7391.

Sincerely yours,

JSI

Joanne I. Miller
Product Manager (23)
Herbicide Branch
Registration Division (7505C)

Enclosure

Rely® HERBICIDE

For Control of Emerged Weeds in Apples, Berries, Grapes, and Tree Nuts; and for Potato Vine Desiccation

ACTIVE INGREDIENT: glufosinate-ammonium* 11.33%**

OTHER INGREDIENTS: 88.67%

* CAS Number 77182-82-2, Protected by U.S. Patent No. 4,400,196

TOTAL 100.00%

**Equivalent to 1.00 pound of active ingredient per U.S. gallon.

EPA Reg No. 264-652

EPA Est. No. 264-MI-001; 407-IA-2

KEEP OUT OF REACH OF CHILDREN

WARNING – AVISO

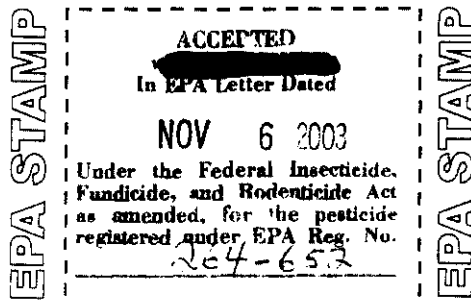
Si usted no entiende la etiqueta, busque a alguien para que se la explique a usted en detalle.
(If you do not understand the label, find someone to explain it to you in detail.)

For **MEDICAL** And **TRANSPORTATION** Emergencies **ONLY** Call 24 Hours A Day 1-800-334-7577

For **PRODUCT USE** Information Call 1-866-99BAYER (1-866-992-2937)

FIRST AID

IF SWALLOWED	<ul style="list-style-type: none"> Rinse mouth thoroughly with plenty of water. Do not induce vomiting. Get medical attention immediately.
IF IN EYES	<ul style="list-style-type: none"> Hold eye open and rinse slowly and gently with water for 15-20 minutes. Remove contact lenses, if present, after the first 5 minutes, then continue rinsing eye. Get medical attention if irritation develops or persists.
IF ON SKIN OR CLOTHING	<ul style="list-style-type: none"> Take off contaminated clothing. Wash skin immediately with plenty of soap and water. Get medical attention.
IF INHALED	<ul style="list-style-type: none"> Move person to fresh air. Get medical attention if breathing difficulty develops.
HOT LINE NUMBER	
Have the product container or label with you when calling a poison control center or doctor, or when going for treatment. Call 1-800-334-7577 for emergency medical treatment information.	
NOTE TO PHYSICIAN	
If this product is ingested, endotracheal intubation and gastric lavage should be performed as soon as possible, followed by charcoal and sodium sulfate administration. Additionally, call 1-800-334-7577 immediately for further information.	



PRECAUTIONARY STATEMENTS

HAZARDS TO HUMANS AND DOMESTIC ANIMALS

WARNING

Causes substantial but temporary eye injury. Harmful if swallowed, inhaled or absorbed through skin. Avoid contact with skin, eyes or clothing. Avoid breathing vapor or spray mist.

PERSONAL PROTECTIVE EQUIPMENT (PPE)

Some materials that are chemical-resistant to this product are listed below. If you want more options, follow the instructions for category C on an EPA chemical resistance category selection chart.

Applicators and other handlers must wear:

- long-sleeved shirt and long pants
- chemical-resistant gloves such as barrier laminate, butyl rubber ≥ 14 mils, nitrile rubber ≥ 14 mils, neoprene rubber ≥ 14 mils, polyvinyl chloride (PVC) ≥ 14 mils, or Viton® ≥ 14 mils
- shoes plus socks
- protective eyewear

Discard clothing and other absorbent materials that have been drenched or heavily contaminated with this product's concentrate. Do not reuse them. Follow manufacturer's instructions for cleaning/maintaining PPE. If no such instructions for washables, use detergent and hot water. Keep and wash PPE separately from other laundry.

Mixers/loaders supporting aerial applications must wear a dust/mist filtering respirator (MSHA/NIOSH approval number prefix TC-21C), or a NIOSH approved respirator with any N, R, P or HE filter.

USER SAFETY RECOMMENDATIONS

Users should:

- Wash hands before eating, drinking, chewing gum, using tobacco or using the toilet.
- Remove clothing immediately if pesticide gets inside. Then wash thoroughly and put on clean clothing.
- Remove PPE immediately after handling this product. Wash the outside of gloves before removing. As soon as possible, wash thoroughly and change into clean clothing.

ENVIRONMENTAL HAZARDS

Do not apply directly to water, or to areas where surface water is present or to intertidal areas below the mean high water mark. Do not clean equipment or dispose of equipment washwaters in a manner that will contaminate water resources or arable land. Glufosinate-ammonium and its degradates have those properties normally associated with pesticides that have been detected in groundwater. Use of this product in areas with coarse soils and high water tables may result in groundwater contamination.

This pesticide is toxic to vascular plants and should be used strictly in accordance with the drift and run-off precautions on this label in order to minimize off-site exposures.

Under some conditions, this product may have a potential to run-off to surface water or adjacent land. Where possible, use methods which reduce soil erosion, such as no till, limited till and contour plowing; these methods also reduce pesticide run-off. Use of vegetation filter strips along rivers, creeks, streams, wetlands, etc. or on the downhill side of fields where run-off could occur to minimize water run-off is recommended.

SPRAY DRIFT REDUCTION

Do not apply under circumstances where possible drift to unprotected persons or to food, forage, or other plantings that might be damaged or crops thereof rendered unfit for sale, use or consumption can occur.

- Use the largest droplet size consistent with acceptable efficacy. Formation of very small droplets may be minimized by appropriate nozzle selection, by orienting nozzles away from the air stream as much as possible and by avoiding excessive spray boom pressure. For ground boom and aerial applications use medium or coarser spray nozzles according to ASAE 572 definition for standard nozzles or a volume mean diameter (VMD) of 300 microns or greater for spinning atomizer nozzles.
- Make aerial or ground applications when the wind velocity favors on-target product deposition. Apply only when the wind speed is less than or equal to 10 mph. For all non-aerial applications, wind speed must be measured adjacent to the application site on the upwind side, immediately prior to application.
- Do not make aerial or ground applications into areas of temperature inversions. Inversions are characterized by stable air and increasing temperatures with increasing distance above the ground. Mist or fog may indicate the presence of an inversion in humid areas. Where permissible by local regulations, the applicator may detect the presence of an inversion by producing smoke and observing a smoke layer near the ground surface.
- Low humidity and high temperatures increase the evaporation rate of spray droplets and therefore the likelihood of increased spray drift. Avoid spraying during conditions of low humidity and/or high temperatures.
- All aerial and ground application equipment must be properly maintained and calibrated using appropriate carriers.

- For ground boom applications, apply with nozzle height no more than 4 feet above the ground or crop canopy.

GENERAL INFORMATION

RELY® Herbicide is a nonselective herbicide for application as a foliar spray for the control of a broad spectrum of emerged annual and perennial grass and broadleaf weeds. RELY® will also control certain woody species. Plants that have not yet emerged at the time of application will not be controlled. THOROUGH SPRAY COVERAGE IS IMPORTANT. Visual effects and control from application of RELY® occur within 2 to 4 days after application under good growing conditions.

Avoid all contact with foliage or green tissue of desirable vegetation. Do not spray during windy conditions. This product may injure or kill growing plants that receive spray drift or if they receive applications of a spray mixture containing RELY® Herbicide by error or accident. If desirable vegetation is contacted, rinse the sprayed portion with water immediately to reduce potential injury.

RELY® Herbicide works best when weeds are actively growing. Warm temperatures, high humidity, and bright sunlight improve the performance of RELY®. Weed control may be reduced when applications are made to weeds under stress due to drought or cool temperatures. Weeds under stress or in dense populations will require application at the highest rate recommended. Refer to the *How to Apply* section of this label.

DIRECTIONS FOR USE

It is a violation of Federal law to use this product in a manner inconsistent with its labeling.

Do not use this product until you have read the entire label. Do not apply this product in a way that will contact workers or other persons, either directly or through drift. Only protected handlers may be in the area during application.

For any requirements specific to your State or Tribe, consult the agency responsible for pesticide regulation.

IN THE STATE OF NEW YORK ONLY: NOT FOR USE IN NASSAU AND SUFFOLK COUNTIES.

STORAGE AND DISPOSAL

Do not contaminate water, food or feed by storage or disposal.

Do not use or store near heat or open flame.

PESTICIDE DISPOSAL: Wastes resulting from the use of this product may be disposed of on site or at an approved waste disposal facility.

CONTAINER DISPOSAL: Empty containers should be triple rinsed (or equivalent), then offer for recycling or reconditioning; or puncture and dispose of in a sanitary landfill, or by incineration; or, if allowed by State and local authorities, by burning. If burned, stay out of smoke.

AGRICULTURAL USE REQUIREMENTS

Use this product only in accordance with its labeling and with the Worker Protection Standard, 40 CFR part 170. This Standard contains requirements for the protection of agricultural workers on farms, forests, nurseries, and greenhouses, and handlers of agricultural pesticides. It contains requirements for training, decontamination, notification, and emergency assistance. It also contains specific instructions and exceptions pertaining to the statements on this label about personal protective equipment (PPE), and restricted-entry intervals. The requirements in this box only apply to uses of this product that are covered by the Worker Protection Standard.

Do not enter or allow worker entry into treated areas during the restricted entry-interval (REI) of 12 hours.

PPE required for early entry to treated areas that is permitted under the Worker Protection Standard and that involves contact with anything that has been treated, such as plants, soil, or water, is: coveralls; chemical-resistant gloves such as barrier laminate, butyl rubber ≥14 mils, nitrile rubber ≥14 mils, neoprene rubber ≥14 mils, polyvinyl chloride (PVC) ≥14 mils, or Viton® ≥14 mils; shoes plus socks; protective eyewear.

APPLICATION DIRECTIONS FOR USE ON LISTED TREE AND VINE CROPS

Apply RELY® Herbicide as a directed spray to control undesirable vegetation in apple orchards, grape vineyards, and in tree nut groves for tree nuts listed below. When applied as recommended in this label, RELY® controls annual and perennial weeds. Refer to the *How to Apply* section of this labeling for recommended rates and a list of weeds controlled. Apply as a broadcast, banded, or spot treatment application depending on the situation. Avoid direct spray or drift to desirable vegetation. Regrowth may occur due to the weed stage of growth at application, low use rate, or environmental conditions. Repeat applications of RELY® may be necessary to control plants generating from underground parts or seed.

Tree Nuts	Vineyards	Tree Fruits
almonds	all grape	apples
pecans	varieties	
walnuts	(table, wine,	
filberts	and raisins)	
hickory nuts		
macadamia nuts (bush nuts)		

Do not apply on, or allow spray to drift onto, desirable foliage of trees and vines, as damage will occur. Avoid contact with green or uncallused bark on young trees and vines as injury may occur. Do not apply RELY® Herbicide on trees within one year of transplanting. Refer to the *When to Apply*, *How to Mix*, and *How to Apply* sections of this label for information on how and when to properly mix and apply this product. Do not apply more than 18 quarts of RELY® Herbicide per acre to tree and vine crops in a 12-month period.

WHEN TO APPLY

RELY® Herbicide is a foliar-active material with little or no perceptive soil-residual activity. Best results are obtained when applications are made to actively growing weeds. RELY® is rainfast for most weeds within 4 hours after application. Rainfall within 4 hours may necessitate retreatment. Do not irrigate within 4 hours of treatment.

Apply RELY® Herbicide at the rate recommended in the *How to Apply* section of this label. Repeat applications of RELY® or tank mixes of RELY® with appropriate residual herbicides will be needed to control weeds emerging from underground parts or seeds.

When using RELY® Herbicide in a weed control program with other herbicides, follow the precautions and "Directions For Use" for those herbicides.

HOW TO MIX

Mix RELY® Herbicide with water to make a finished spray solution as follows:

1. Fill the spray tank with the required amount of water.
2. Add the proper amount of RELY® Herbicide.

HOW TO APPLY

Apply RELY® Herbicide by ground equipment only. Use backpack, pump-up, or hydraulic sprayers. Do not apply this product aerially. Do not apply this product through any type of irrigation system. Good spray coverage of target weeds is necessary for optimum control.

Broadcast Application

Use the recommended rate of RELY® Herbicide as shown in the following sections. Use a minimum of 20 gallons of water per acre with a minimum of 30 psi spray pressure. Properly calibrate your spraying equipment to assure applications at the correct rates and volumes. As density of weeds increases, increase spray gallonage and/or pressure to ensure complete coverage.

Banded Application

Banded applications may be used using the following formula to calculate the amount of herbicide needed:


$$\frac{\text{Band width in inches}}{\text{Row width in inches}} \times \text{Rate per acre broadcast} = \text{Amount of herbicide needed for treatment}$$

For best results with ground broadcast or banded application equipment, use flat fan nozzles. Check for even distribution of spray droplets. Do not apply when weather conditions favor drift, such as when winds are gusty. Applications under conditions which cause drift of this product will result in damage to any vegetation contacted.

Spot or Directed-Spray Application

For spot or spray application, use RELY® Herbicide at 1.5 to 4 fluid ounces per gallon of water. Mix 1.5 to 4 fluid ounces per gallon of water depending upon the weeds to be controlled, see list of weeds in the following sections on this label. Spray undesirable vegetation foliage on a spray-to-wet basis prior to runoff. Ensure uniform and complete coverage. Use a coarse spray. Do not spray during windy conditions. Use a backpack, pump-up, or hydraulic sprayer. Thoroughly clean the sprayer following use.

DO NOT make spot spray applications to apple suckers, as tree injury may occur.



Weeds Controlled by RELY® Herbicide

For spot application: Apply 1.5 fluid ounces per gallon of water.

For broadcast application: Apply 3 quarts per acre when the weeds are less than 6 inches tall.

Apply 5 quarts per acre when the weeds are 6 inches or taller.

Broadleaf Weeds

- chickweed
- clover
- common cocklebur
- common mallow*
- filaree
- jimsonweed
- kochia
- London rocket
- malva (little mallow)
- marestail
- purslane
- shepherdspurse
- smartweed

Grasses and Sedges

- barnyardgrass
- cupgrass
- fall panicum
- giant foxtail
- goosegrass
- green foxtail
- Johnsongrass
- lovegrass
- shattercane
- stinkgrass
- windgrass
- yellow foxtail

* Not registered for use in California on common mallow.

For spot application:

Apply 3 to 4 fluid ounces per gallon of water.

For broadcast application:

Apply 4 quarts per acre when the weeds are less than 8 inches tall. Apply 6 quarts per acre when the weeds are 8 inches or taller.

Broadleaf Weeds

- annual sowthistle
- bindweed
- buffalobur
- burdock
- Canada thistle
- curly dock
- dandelion
- dogbank (hemp)
- fiddleneck*
- field gromwell
- fleabane
- goldenrod
- groundsel*
- horsetail
- lambsquarters
- leafy spurge
- mugwort
- musk thistle
- nettle
- nightshade
- pennycress
- pigweed, red root
- plantain
- prickly lettuce
- ragweed
- redstem filaree*
- Russian thistle
- tansy mustard

- velvetleaf
- vervain
- vetch
- Virginia cooperleaf
- white clover
- white heath aster
- wild buckwheat
- wild mustard
- wild onion
- wild radish*
- wild rose
- wild turnip
- woodsorrel
- yellow rocket

Grasses and Sedges

- smooth bromegrass
- torpedograss
- vaseygrass
- wheat
- wild oat
- crabgrass
- dallisgrass
- downy bromegrass
- fescue
- guineagrass
- Kentucky bluegrass
- nutsedge
- paragrass
- quackgrass
- ryegrass
- sandbur
- smooth bromegrass
- torpedograss
- vaseygrass
- wheat
- wild oat
- Woody Species**
- Rubus* spp.
- poison ivy/oak

* Not registered in California for use on fiddleneck, groundsel, redstem filaree and wild radish.

Sucker Control with RELY® Herbicide

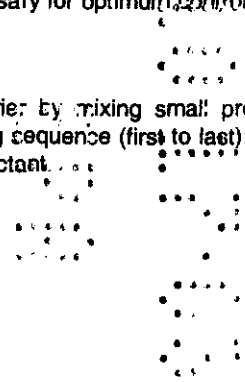
RELY® Herbicide will give excellent control of suckers without injury to mature trees or vines. For sucker control, apply a split application approximately 4 weeks apart at 4 quarts per acre. Coverage of all sucker foliage is necessary for optimum control. Suckers should not exceed 12 inches in length.

Tank Mixtures

Always predetermine the compatibility of labeled tank mixtures of this herbicide with water carrier by mixing small proportional quantities in advance. Always add individual formulations to the spray tank according to the following sequence (first to last): wettable powder, flowable, emulsifiable concentrate, drift control additive, water-soluble liquid followed by surfactant.

Mixing Procedures:

1. Fill the spray tank one-half full with water.
2. Add the tank mix product to the spray tank.
3. Fill the spray tank with water to the desired level.



4. Add the recommended amount of RELY® Herbicide; always add the RELY® last to help reduce foaming.
5. Nonionic antifoaming agents may be used.
6. Additional surfactant is not needed.

Maintain good agitation at all times until the contents of the tank are sprayed. If the spray mixture is allowed to settle, thorough agitation is required to resuspend the mixture before spraying is resumed.

Keep bypass line on or near bottom of tank to minimize foaming. Screen size in nozzle or line strainers should be no finer than 50 mesh. Carefully select proper nozzle to avoid spraying a fine mist. For best results with conventional ground application equipment, the use of flat fan nozzles is suggested.

Tank Mix Recommendations for Tree and Vine Crops

RELY® Herbicide does not provide residual weed control. RELY® will not control underground, unexposed plants, or plant parts. Delay application until plants have emerged. Tank mix applications of RELY® plus the following residual herbicides are recommended for broad spectrum control and residual activity. Refer to label of companion tank mix products for directions, limitations, warnings, and list of weeds controlled.

- Simazine 4L (Do not use on tree nuts.)
- Simazine 80W (Do not use on tree nuts.)
- Simazine 90 (Do not use on tree nuts.)
- Karmex® DF
- Sinbar® 80W* (Do not use on grapes.)
- Solicam® DF
- Surflan® A.S.
- Devrinol® 50WP
- Goal® 1.6E
- Princep® 4L

*For tank mix applications to tree nuts, Sinbar 80W may be mixed with RELY® Herbicide for use on pecans only.

RESTRICTIONS AND PRECAUTIONS FOR TREE AND VINE CROPS

1. DO NOT apply more than 4.5 gallons of this product per acre to any site in any calendar year.
2. DO NOT graze, harvest, and/or feed treated orchard cover crops to livestock.
3. DO NOT apply this product through any type of irrigation system.
4. DO NOT apply this product aerially.
5. DO NOT apply this product within 14 days of nut, apple, or grape harvest.
6. Compatibility of RELY® Herbicide and clay-based, dry-flowable herbicides should be determined before tank mixing.

APPLICATION DIRECTIONS FOR USE ON LISTED BERRIES*

Apply RELY® Herbicide as a directed spray to control undesirable vegetation in bushberry and other berry crops listed below. When applied as recommended in this label, RELY® Herbicide controls annual and perennial weeds. Refer to the *Weeds Controlled by RELY® Herbicide* section of this label for recommended rates and a list of weeds controlled. Apply as a broadcast, banded, or spot treatment application depending on the situation. Avoid direct spray or drift to desirable vegetation. Regrowth may occur due to the weed stage of growth at application, low use rate or environmental conditions. Repeat applications of RELY® Herbicide may be necessary to control plants generating from underground parts or seed.

Bushberry Crops	Other Berry Crops
blueberry	lingonberry
currant	juneberry
elderberry	salal
gooseberry	
huckleberry	

Do not apply on or allow spray to drift onto desirable foliage of the berry bushes as damage will occur. Avoid contact with green or uncallused bark on young bushes as injury may occur.

Refer to the *When to Apply*, *How to Mix* and *How to Apply* sections of this label for information on how to properly mix, and how and when to apply this product.

1. DO NOT apply more than 12 quarts of RELY® Herbicide per acre (3 lbs. ai per acre) to berry bushes in a 12-month period.
2. DO NOT apply this product within 14 days of berry harvest.
3. DO NOT graze, harvest and/or feed treated cover crops to livestock.

- 4. *DO NOT* apply this product through any type of irrigation system.
- 5. *DO NOT* apply this product aerially.

***Not registered for use in California on blueberry, lingonberry, juneberry or salal.**

APPLICATION DIRECTIONS FOR USE ON FARMSTEADS

When applied as recommended, this product controls undesirable plant vegetation in noncrop areas around farmstead building foundations, shelter belts, along fences, and general nonselective farmstead weed control. Refer to the *How to Apply* section of this labeling for appropriate application rates to control specific weeds.

APPLICATION DIRECTIONS FOR POTATO VINE DESICCATION*

Apply RELY® Herbicide at the beginning of natural senescence of potato vines. Apply 3 pints per acre (48 fluid ounces per acre). Do not split this application or apply more than one application per harvest. Potato varieties with heavy or dense vines may require an application of another desiccation product to complete vine desiccation.

Thorough coverage of the potato vines to be desiccated is essential. Use a sufficient volume of water to obtain a thorough coverage of the potato vines.

USE PRECAUTIONS

- 1. Do not harvest potatoes until 9 days or more after application of RELY® Herbicide.
- 2. Do not apply to potatoes grown for seed.
- 3. Do not plant treated areas to wheat, barley, buckwheat, millet, oats, rye, sorghum, and triticale until 30 or more days after an application of RELY® Herbicide as a potato vine desiccant.
- 4. Do not plant treated areas to crops other than those listed above and below in this use precautions section until 120 or more days after an application of RELY® Herbicide as a potato vine desiccant.
- 5. Field corn and soybeans may be planted at any time after the application of RELY® Herbicide as a potato vine desiccant.

GROUND APPLICATION: Apply RELY® Herbicide in 20 to 100 gallons of water per acre, using 80-degree or 110-degree flat-fan nozzles. Select a spray pressure between 30 to 60 pounds per square inch (psi) measured at the nozzle that will achieve a droplet size of about 300 microns. Vary the gallons of water per acre and the spray pressure as indicated by the density of the potato vines to assure thorough spray coverage. Increase the spray volume to at least 30 gallons of water per acre when the potato vine canopy is dense or under cool and dry conditions. If Turbo TeeJet® spray tips are used, a spray pressure of 60 or more pounds per square inch will be required to get thorough coverage. Do not apply when winds are gusty or when conditions will favor movement of spray particles off the desired spray target. To avoid drift and insure consistent weed control, apply RELY® Herbicide with the spray boom as low as possible while assuring thorough coverage of the potato vines.

AERIAL APPLICATION: Apply RELY® Herbicide with aerial equipment in 5 to 10 gallons of water, using the higher volume of water when potato vines are dense. Apply at a height of 10 feet or less above the potato vines and use low-drift nozzles. Adjust the nozzles to provide a uniform pattern and median droplet size of 350 to 450 microns while keeping the pressure at the nozzle at less than 40 psi. Do not apply aerially when atmospheric conditions give rise to spray drift and do not apply when wind could cause drift to surrounding vegetation.

Mixing Procedures:

- 1. Fill the spray tank to the desired level with water.
- 2. Add the recommended amount of RELY® Herbicide.
- 3. The addition of a nonionic antifoaming agent may reduce foaming, especially when using soft water. Additional surfactant is not needed.

Ensure that all spray system lines including pipes, booms, and screens have the correct concentration of RELY® Herbicide/water mixture before the application is started. Flush out any remaining air or water from the spray system lines before starting the crop application. Keep bypass line on or near bottom of tank to minimize foaming. Screen size in nozzles or line strainers must be greater than 50 mesh.

***Not registered for use in California for Potato Vine Desiccation.**

IMPORTANT: READ BEFORE USE

Read the entire Directions for Use, Conditions, Disclaimer of Warranties and Limitations of Liability before using this product. If terms are not acceptable, return the unopened product container at once.

By using this product, user or buyer accepts the following Conditions, Disclaimer of Warranties and Limitations of Liability.


CONDITIONS: The directions for use of this product are believed to be adequate and should be followed carefully. However, it is impossible to eliminate all risks associated with the use of this product. Crop injury, ineffectiveness or other unintended consequences may result because of such factors as weather conditions, presence of other materials, or the manner of use or application, all of which are beyond the control of Bayer CropScience. All such risks shall be assumed by the user or buyer.

DISCLAIMER OF WARRANTIES: BAYER CROPSCIENCE MAKES NO OTHER WARRANTIES, EXPRESS OR IMPLIED, OF MERCHANTABILITY OR OF FITNESS FOR A PARTICULAR PURPOSE OR OTHERWISE, THAT EXTEND BEYOND THE STATEMENTS MADE ON THIS LABEL. No agent of Bayer CropScience is authorized to make any warranties beyond those contained herein or to modify the warranties contained herein. Bayer CropScience disclaims any liability whatsoever for special, incidental or consequential damages resulting from the use or handling of this product.

LIMITATIONS OF LIABILITY: THE EXCLUSIVE REMEDY OF THE USER OR BUYER FOR ANY AND ALL LOSSES, INJURIES OR DAMAGES RESULTING FROM THE USE OR HANDLING OF THIS PRODUCT, WHETHER IN CONTRACT, WARRANTY, TORT, NEGLIGENCE, STRICT LIABILITY OR OTHERWISE, SHALL NOT EXCEED THE PURCHASE PRICE PAID, OR AT BAYER CROPSCIENCE'S ELECTION, THE REPLACEMENT OF PRODUCT.

NET CONTENTS: 2.5 GALLONS

Rely is a registered trademark of Bayer.
Karmex, Sinbar, and Viton are registered trademarks of DuPont Company
Princep and Solicam are registered trademarks of Novartis.
Surflan is a registered trademark of DowAgroSciences
Devrinol is a registered trademark of Zeneca Inc., Ag Products
Goal is a registered trademark of Rohm and Haas Co.



Bayer CropScience LP
P.O. Box 12014, 2 T.W. Alexander Drive
RESEARCH TRIANGLE PARK, NORTH CAROLINA 27709
1-866-99BAYER (1-866-992-2937)
<http://www.bayercropscienceus.com>

