

# Mitac® W INSECTICIDE

## For Pears

### 50% Wettable Powder In Water Soluble Packaging

**ACTIVE INGREDIENT: Percent by Weight**

Amitraz (N'-(2,4-dimethylphenyl)-N-[[[2,4-dimethylphenyl]imino]methyl]-N-methylmethanimidamide)..... 50%

**INERT INGREDIENTS:**..... 50%

**TOTAL 100%**

**EPA Reg. No. 264-636**

**EPA Est. No.**

## KEEP OUT OF REACH OF CHILDREN DANGER — PELIGRO

Si usted no entiende la etiqueta, busque a alguien para que se la explique a usted en detalle.  
(If you do not understand this label, find someone to explain it to you in detail.)

**For MEDICAL And TRANSPORTATION Emergencies ONLY Call 24 Hours A Day 1-800-334-7577**

**For PRODUCT USE Information Call 1-888-AVENTIS (1-888-283-6847)**

### FIRST AID

<b>IF SWALLOWED:</b>	<ul style="list-style-type: none"> <li>• Call a poison control center or doctor immediately for treatment advice.</li> <li>• Have person sip a glass of water if able to swallow.</li> <li>• Do not induce vomiting unless told to by a poison control center or doctor.</li> </ul>
<b>IF IN EYES:</b>	<ul style="list-style-type: none"> <li>• Hold eye open and rinse slowly and gently with water for 15 – 20 minutes. Remove contact lenses, if present, after the first 5 minutes, then continue rinsing.</li> <li>• Call a poison control center or doctor for treatment advice.</li> </ul>
<b>IF ON SKIN:</b>	<ul style="list-style-type: none"> <li>• Take off contaminated clothing.</li> <li>• Rinse skin immediately with plenty of water for 15 – 20 minutes.</li> <li>• Call a poison control center or doctor for treatment advice.</li> </ul>
<b>IF INHALED:</b>	<ul style="list-style-type: none"> <li>• Move person to fresh air.</li> <li>• If person is not breathing, call 911 or an ambulance, then give artificial respiration, preferably mouth-to-mouth if possible.</li> <li>• Call a poison control center or doctor for further treatment advice.</li> </ul>

**For MEDICAL Emergencies Call 24 Hours A Day 1-800-334-7577.**

**Have the product container or label with you when calling a poison control center or doctor or going for treatment.**

**NOTE TO PHYSICIAN:** Probable mucosal damage may contraindicate the use of gastric lavage. **ANTIDOTE:** None known.

### PRECAUTIONARY STATEMENTS

#### HAZARDS TO HUMANS


#### DANGER

CORROSIVE. CAUSES IRREVERSIBLE EYE DAMAGE OR SKIN BURNS. HARMFUL IF SWALLOWED, OR ABSORBED THROUGH THE SKIN, OR INHALED. DO NOT GET IN EYES, ON SKIN, OR ON CLOTHING. AVOID BREATHING SPRAY MIST OR DUST. PROLONGED OR FREQUENTLY REPEATED SKIN CONTACT MAY CAUSE ALLERGIC REACTIONS IN SOME INDIVIDUALS.

#### PERSONAL PROTECTIVE EQUIPMENT

##### Applicators and Other Handlers Must Wear:

- Coveralls over long-sleeved shirt and pants
- Chemical-resistant footwear plus socks
- Chemical-resistant gloves (such as: Barrier Laminated)



- Chemical resistant headgear for overhead exposure
- Goggles or face shield
- Chemical resistant apron when cleaning equipment or mixing, or loading

Discard clothing and other absorbent materials that have been drenched or heavily contaminated with this products' concentrate. Do not reuse them. Follow manufacturers' instructions for cleaning/maintaining PPE. If no such instructions for washables, use detergent and hot water. Keep and wash PPE separately from other laundry.

**ENGINEERING CONTROLS STATEMENTS**

When handlers use closed systems, enclosed cabs, or aircraft in a manner that meets the requirements listed in the Worker Protection Standard (WPS) for agricultural pesticides [40 CFR 170.240 (d) (4-6)], the handler PPE requirements may be reduced or modified as specified in the WPS. When reduced PPE is worn because a closed system is being used, handlers must be provided all PPE specified above for "applicators and other handlers" and have such PPE immediately available for use in case of an emergency, such as a spill or equipment breakdown.

No human flaggers allowed. Mechanical flaggers are required.

This product must be mixed and loaded using a closed system (water-soluble bags are considered a closed mixing/loading system) and the applicator must be inside an enclosed cab during application. The closed mixing/loading system and enclosed cab must meet the requirements listed in the Worker Protection Standard (WPS) for agricultural pesticides [40 CFR 170.240(d)(4-5)]. When these engineering controls are used correctly, the handler PPE requirements may be reduced or modified as specified in the WPS.

**USER SAFETY RECOMMENDATION**

Users should wash hands before eating, drinking, chewing gum, using tobacco, or using the toilet. Users should remove clothing immediately if pesticide gets inside. Then wash thoroughly and put on clean clothing. Users should remove PPE immediately after handling this product. Wash the outside of gloves before removing. As soon as possible, wash thoroughly and change into clean clothing.

**ENVIRONMENTAL HAZARDS**

This product is toxic to fish and aquatic invertebrates. Do not apply directly to water, or to areas where surface water is present, or to intertidal areas below the mean high water mark. Drift and runoff from treated areas may be hazardous to aquatic organisms in adjacent sites. Do not contaminate water by cleaning of equipment or disposal of equipment washwaters.

**STORAGE AND DISPOSAL**

Do not contaminate water, food, or feed by storage or disposal.

**STORAGE:** Store in original container and keep closed. Store in a cool, dry place.

**PESTICIDE DISPOSAL:** Pesticide wastes are acutely hazardous. Improper disposal of excess pesticide, spray mixture, or rinsate is a violation of Federal law. If these wastes cannot be disposed of by use according to label instructions, contact your state pesticide or Environmental Control Agency, or the Hazardous Waste representative at the nearest EPA Regional Office for guidance.

**CONTAINER DISPOSAL:** After the water soluble packet(s) have been put into the mix tank, dispose of empty box in a sanitary landfill or by incineration, or, if allowed by State and local authorities, by burning. If burned, stay out of smoke.

**DO NOT REUSE EMPTY CONTAINER**

**DIRECTIONS FOR USE**

**It is a violation of Federal law to use this product in a manner inconsistent with its labeling.**

Do not apply this product in a way that will contact workers or other persons, either directly or through drift. Only protected handlers may be in the area during application. For any requirements specific to your State or Tribe, consult the agency responsible for pesticide regulation.

**AGRICULTURAL USE REQUIREMENTS**

Use this product only in accordance with its labeling and with the Worker Protection Standard, 40 CFR Part 170. This Standard contains requirements for the protection of agricultural workers on farms, forests, nurseries, and greenhouses, and handlers of agricultural pesticides. It contains requirements for training, decontamination, notification, and emergency assistance. It also contains specific instructions and exceptions pertaining to the statements on this label about Personal Protective Equipment (PPE), and restricted-entry interval. The requirements in this box only apply to uses of this product that are covered by the Worker Protection Standard.

Do not enter or allow worker entry into treated areas during the restricted entry interval (REI) of 28 days.

PPE required for early entry to treated areas that is permitted under the Worker Protection Standard and that involves contact with anything that has been treated, such as plants, soil, or water is:

- Coveralls over long-sleeved shirt and pants
- Chemical-resistant footwear plus socks
- Chemical-resistant gloves (such as: Barrier Laminate and Viton)
- Chemical-resistant headgear for overhead exposure
- Goggles or face shield

Notify workers of the application by warning them orally and by posting warning signs at entrances to treated areas.

## GENERAL INSTRUCTIONS AND INFORMATION

Apply this pesticide only as specified on this label. Do not apply this product through any type of irrigation system.

### SPRAY DRIFT

**SENSITIVE AREAS:** The pesticide should only be applied when the potential for drift to adjacent sensitive areas (e.g., residential areas, bodies of water, known habitats for threatened or endangered species, non-target crops) is minimal (e.g., when wind is blowing away from the sensitive areas).

Avoiding spray drift at the application site is the responsibility of the applicator. The interaction of many equipment-and-weather-related factors determine the potential for spray drift. The applicator and the grower are responsible for considering all these factors when making decisions.

The following drift management requirements must be followed to avoid off-target drift movement from aerial applications to agricultural field crops. These requirements do not apply to forestry applications, public health uses or to applications using dry formulation.

1. The distance of the outer most nozzles on the boom must not exceed  $\frac{3}{4}$  the length of the wingspan or rotor.
2. Nozzles must always point backward parallel with the air stream and never be pointed downwards more than 45 degrees.

Where states have more stringent regulations, they should be observed. The applicator should be familiar with and take into account the information covered in the [Aerial Drift Reduction Advisory Information](#).

**INFORMATION ON DROPLET SIZE:** (This section is advisory in nature and does not supersede the mandatory label requirements)

The most effective way to reduce drift potential is to apply large droplets. The best drift management strategy is to apply the largest droplets that provide sufficient coverage and control. Applying larger droplets reduces drift potential, but will not prevent drift if applications are made improperly, or under unfavorable environmental conditions (see Wind, Temperature and Humidity, and Temperature Inversions below).

**CONTROLLING DROPLET SIZE:** (This section is advisory in nature and does not supersede the mandatory label requirements)

- Volume - Use high flow rate nozzles to apply the highest practical spray volume. Nozzles with higher rated flows produce larger droplets.
- Pressure - Do not exceed the nozzle manufacturer's recommended pressures. For many nozzle types lower pressure produces larger droplets. When higher flow rates are needed, use higher flow rate nozzles instead of increasing pressure.
- Number of nozzles - Use the minimum number of nozzles that provide uniform coverage.
- Nozzle Orientation - Orienting nozzles so that the spray is released parallel to the airstream produces larger droplets than other orientations and is the recommended practice. Significant deflection from horizontal will reduce droplet size and increase drift potential.
- Nozzle Type - Use a nozzle type that is designed for the intended application. With most nozzle types, narrower spray angles produce larger droplets. Consider using low-drift nozzles. Solid stream nozzles oriented straight back produce the largest droplets and the lowest drift.

**BOOM LENGTH:** (This section is advisory in nature and does not supersede the mandatory label requirements)

For some use patterns, reducing the effective boom length to less than  $\frac{3}{4}$  of the wingspan or rotor length may further reduce drift without reducing swath width.

**APPLICATION HEIGHT:** (This section is advisory in nature and does not supersede the mandatory label requirements)

Applications should not be made at a height greater than 10 feet above the top of the largest plants unless a greater height is required for aircraft safety. Making applications at the lowest height that is safe reduces exposure of droplets to evaporation and wind.

**SWATH ADJUSTMENT:** (This section is advisory in nature and does not supersede the mandatory label requirements)

When applications are made with a crosswind, the swath will be displaced downward. Therefore, on the up and downwind edges of the field, the applicator must compensate for this displacement by adjusting the path of the aircraft upwind. Swath adjustment distance should increase, with increasing drift potential (higher wind, smaller drops, etc.)

**WIND:** (This section is advisory in nature and does not supersede the mandatory label requirements)

Drift potential is lowest between wind speeds of 2 - 10 mph. However, many factors, including droplet size and equipment type determine drift potential at any given speed. Application should be avoided below 2 mph due to variable wind direction and high inversion potential. NOTE: Local terrain can influence wind patterns. Every applicator should be familiar with local wind patterns and how they affect spray drift.

**TEMPERATURE AND HUMIDITY:** (This section is advisory in nature and does not supersede the mandatory label requirements)

When making applications in low relative humidity, set up equipment to produce larger droplets to compensate for evaporation. Droplet evaporation is most severe when conditions are both hot and dry.

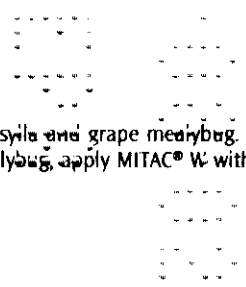
**TEMPERATURE INVERSIONS:** (This section is advisory in nature and does not supersede the mandatory label requirements)

Applications should not occur during a temperature inversion because drift potential is high. Temperature inversions restrict vertical air mixing, which causes small suspended droplets to remain in a concentrated cloud. This cloud can move in unpredictable directions due to the light variable winds common during inversions. Temperature inversions are characterized by increasing temperatures with altitude and are common on nights with limited cloud cover and light to no wind. They begin to form as the sun sets and often continue into the morning. Their presence can be indicated by ground fog; however, if fog is not present, inversions can also be identified by the movement of smoke from a ground source or an aircraft smoke generator. Smoke that layers and moves laterally in a concentrated cloud (under low wind conditions) indicates an inversion, while smoke that moves upward and rapidly dissipates indicates good vertical air mixing.

## APPLICATION INSTRUCTIONS

### USE ON PEARS

MITAC® W Insecticide is an insecticide for use on pears. When applied as directed, MITAC® W will control pear psylla and grape mealybug. For pear psylla, MITAC® W can be applied with ground equipment (as dilute or concentrate spray) or by air. For grape mealybug, apply MITAC® W with ground



equipment only (as dilute or concentrate spray). The rate of MITAC® W per acre is based on thorough coverage with a dilute spray of 400 gallons from a conventional sprayer.

When using concentrate sprayers, the amount of water is reduced but the amount of MITAC® W per acre should remain the same as when using dilute sprays.

**HANDLING/STORAGE INSTRUCTIONS FOR WATER SOLUBLE PACKETS**

- Do not sell individual water soluble packets.
- Packets are water soluble. Do not handle inner bag with wet hands or wet gloves.
- Do not allow pouches to become wet prior to adding to the spray tank.
- Handle outer container (over wrap bag) carefully to avoid breakage of inner soluble packets.
- Always re-seal outer (over wrap) bag in a manner that protects remaining packets from moisture.
- Do not remove the soluble bags from the container except for immediate use.
- Use the entire contents of a soluble bag; do not break open to use partial contents.

**COMPATIBILITY:** MITAC® W is compatible with most commonly used pear insecticides, miticides, and fungicides; however, do not combine MITAC® W with detergents, sulfur, Bordeaux mixture, NAA, or other highly alkaline materials as a tank mix.

**PEAR PSYLLA:** Apply 1 1/2 to 3 pounds MITAC® W per acre. Where full dilute coverage requires less than 400 gallons per acre, use 6 to 12 ounces per 100 gallons.

**GRAPE MEALYBUG (except California):** Apply 3 pounds MITAC® W per acre. Where full dilute coverage requires less than 400 gallons per acre, use 12 ounces per 100 gallons.

**Mixing Instructions:** Fill the spray tank with one-half of the total amount of water to be used. After opening each container of MITAC® W to be used, immediately dump the contents of the required number of containers of soluble bags into the mix tank. Fill the tank with the additional quantity of water required and then start the agitator.

Depending upon the water temperature and the degree of agitation, the packets should be completely dissolved within 3 – 5 minutes. Do not put packets close to the recirculating inlet and outlet, as they might block the line before completely dissolved.


Refer to the chart below to determine the proper dosage of MITAC® W.

**DOSAGE CHART FOR MITAC® W**

Desired Rate of MITAC® W per acre (pounds)	Desired Rate of ai (amitraz) per acre (pounds)	One 3 lb. package of MITAC® W will treat this many acres at the desired rate
1.5	0.75	2.0
2.0	1.0	1.5
2.5	1.25	1.2
3.0	1.5	1.0

**GENERAL PRECAUTIONS AND RESTRICTIONS**

- **DO NOT GRAZE TREATED AREAS.**
- For best results, MITAC® W Insecticide should be applied when daily maximum temperatures exceed 50°F. Consult your local University Extension Service for further information concerning best timing for control of psylla and grape mealybug.
- For postbloom control, apply MITAC® W as needed. Best control will be obtained when the majority of pear psylla and grape mealybug are in the adult or young nymphal stages of development.
- Do not exceed 3 pounds of MITAC® W per acre.
- Do not make more than 2 applications of MITAC® W per season.
- Allow a minimum of 35 days between applications.
- Do not apply more than 6 pounds of MITAC® W per acre during the use season.
- Do not apply within 28 days of harvest.



575

**IMPORTANT: READ BEFORE USE**

Read the entire Directions for Use, Conditions, Disclaimer of Warranties and Limitations of Liability before using this product. If terms are not acceptable, return the unopened product container at once.

By using this product, user or buyer accepts the following Conditions, Disclaimer of Warranties and Limitations of Liability.

**CONDITIONS:** The directions for use of this product are believed to be adequate and should be followed carefully. However, it is impossible to eliminate all risks associated with the use of this product. Crop injury, ineffectiveness or other unintended consequences may result because of such factors as weather conditions, presence of other materials, or the manner of use or application, all of which are beyond the control of Aventis CropScience. All such risks shall be assumed by the user or buyer.

**DISCLAIMER OF WARRANTIES:** AVENTIS CROPSCIENCE MAKES NO OTHER WARRANTIES, EXPRESS OR IMPLIED, OF MERCHANTABILITY OR OF FITNESS FOR A PARTICULAR PURPOSE OR OTHERWISE, THAT EXTEND BEYOND THE STATEMENTS MADE ON THIS LABEL. No agent of Aventis CropScience is authorized to make any warranties beyond those contained herein or to modify the warranties contained herein. AVENTIS CROPSCIENCE DISCLAIMS ANY LIABILITY WHATSOEVER FOR SPECIAL, INCIDENTAL OR CONSEQUENTIAL DAMAGES RESULTING FROM THE USE OR HANDLING OF THIS PRODUCT.

**LIMITATIONS OF LIABILITY:** THE EXCLUSIVE REMEDY OF THE USER OR BUYER FOR ANY AND ALL LOSSES, INJURIES OR DAMAGES RESULTING FROM THE USE OR HANDLING OF THIS PRODUCT, WHETHER IN CONTRACT, WARRANTY, TORT, NEGLIGENCE, STRICT LIABILITY OR OTHERWISE, SHALL NOT EXCEED THE PURCHASE PRICE PAID, OR AT AVENTIS CROPSCIENCE'S ELECTION, THE REPLACEMENT OF PRODUCT.

Aventis CropScience USA LP  
P.O. Box 12014, 2 T.W. Alexander Drive  
Research Triangle Park, North Carolina 27709

Mitac is a registered trademark of the Aventis Group.

MITAC® W Insecticide (PENDING) Submitted 5/6/02.

